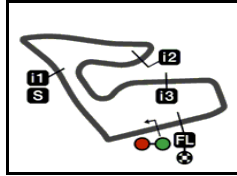



myWorld MOTORRAD GRAND PRIX VON ÖSTERREICH**Qualifying Practice
Classification**

4318 m.

	Rider	Nation	Team	Motorcycle	Time	Lap	Total	Gap	Top Speed
1	11 Alex ESCRIG	SPA	Red Bull MotoGP Rookies Cup	KTM	1'40.269	14	14		204.9
2	89 Marcos URIARTE	SPA	Red Bull MotoGP Rookies Cup	KTM	1'40.513	14	14	0.244 0.244	202.2
3	99 Carlos TATAY	SPA	Red Bull MotoGP Rookies Cup	KTM	1'40.541	11	14	0.272 0.028	207.2
4	56 Haruki NOGUCHI	JPN	Red Bull MotoGP Rookies Cup	KTM	1'40.630	6	13	0.361 0.089	204.1
5	38 David SALVADOR	SPA	Red Bull MotoGP Rookies Cup	KTM	1'40.737	7	14	0.468 0.107	205.7
6	50 Jason DUPASQUIER	SWI	Red Bull MotoGP Rookies Cup	KTM	1'40.752	13	14	0.483 0.015	206.1
7	30 Max COOK	GBR	Red Bull MotoGP Rookies Cup	KTM	1'40.787	13	14	0.518 0.035	203.7
8	84 Zonta VAN DEN GOORBE	NED	Red Bull MotoGP Rookies Cup	KTM	1'40.971	12	14	0.702 0.184	200.0
9	37 Pedro ACOSTA	SPA	Red Bull MotoGP Rookies Cup	KTM	1'41.001	14	14	0.732 0.030	200.3
10	5 Lorenzo FELLON	FRA	Red Bull MotoGP Rookies Cup	KTM	1'41.135	13	14	0.866 0.134	203.0
11	29 Billy VAN EERDE	AUS	Red Bull MotoGP Rookies Cup	KTM	1'41.151	11	14	0.882 0.016	206.1
12	7 Barry BALTUS	BEL	Red Bull MotoGP Rookies Cup	KTM	1'41.164	7	14	0.895 0.013	201.8
13	28 Matteo BERTELLE	ITA	Red Bull MotoGP Rookies Cup	KTM	1'41.312	13	14	1.043 0.148	204.5
14	48 Gabin PLANQUES	FRA	Red Bull MotoGP Rookies Cup	KTM	1'41.361	8	14	1.092 0.049	205.3
15	45 Clément ROUGÉ	FRA	Red Bull MotoGP Rookies Cup	KTM	1'41.402	13	14	1.133 0.041	198.5
16	34 Mario AJI	INA	Red Bull MotoGP Rookies Cup	KTM	1'41.474	13	13	1.205 0.072	203.7
17	74 Daijiro SAKO	JPN	Red Bull MotoGP Rookies Cup	KTM	1'41.583	12	13	1.314 0.109	198.1
18	66 Adrian HUERTAS	SPA	Red Bull MotoGP Rookies Cup	KTM	1'41.623	9	13	1.354 0.040	204.5
19	88 Artem MARAEV	RUS	Red Bull MotoGP Rookies Cup	KTM	1'42.063	13	13	1.794 0.440	201.4
20	44 Nicolas HERNANDEZ	COL	Red Bull MotoGP Rookies Cup	KTM	1'42.420	7	13	2.151 0.357	200.3
21	6 Phillip TONN	GER	Red Bull MotoGP Rookies Cup	KTM	1'42.545	6	13	2.276 0.125	202.6
22	55 Noah DETTWILER	SWI	Red Bull MotoGP Rookies Cup	KTM	1'42.643	6	6	2.374 0.098	202.2
23	62 Aidan LIEBENBERG	RSA	Red Bull MotoGP Rookies Cup	KTM	1'43.622	13	14	3.353 0.979	198.1

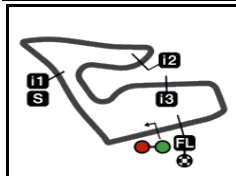
Practice condition: **Dry**Air: **31°**Humidity: **39%**Ground: **43°**

Fastest Lap:	Lap: 14	Alex ESCRIG	1'40.269	155 Km/h
Best Race Lap:	2016	Ayumu SASAKI	1'39.302	156.5 Km/h
All Time Lap Record:	2016	Ayumu SASAKI	1'39.302	156.5 Km/h

The results are provisional until the end of the limit for protest and appeals.

Time limit for protest expires 30' after publication of the results - Time:

DORNA DATA PROCESSING TIMING SERVICE DORNA DATA PROCESSING TIMING SERVICE DORNA DATA PROCESSING TIMING SERVICE DORNA DATA PROCESSING TIMING SERVICE DORNA DATA PROCESSING TIMING SERVICE DORNA DATA PROCESSING TIMING SERVICE DORNA DATA PROCESSING TIMING SERVICE DORNA DATA PROCCESSS



4318 m.

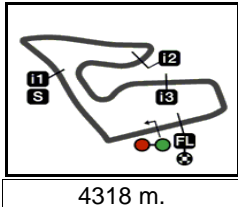
Rookies Cup

myWorld MOTORRAD GRAND PRIX VON ÖSTERREICH

Qualifying Practice

Top Speed & Average

	Rider	Nation	Motorcycle	Top 5 speeds					Average	Top
99	Carlos TATAY	SPA	KTM	207.2	206.1	204.9	204.9	203.3	205.3	207.2
29	Billy VAN EERDE	AUS	KTM	206.1	206.1	205.3	204.5	204.5	205.3	206.1
50	Jason DUPASQUIER	SWI	KTM	206.1	205.3	204.9	204.5	203.3	204.8	206.1
38	David SALVADOR	SPA	KTM	205.7	202.2	201.1	200.3	199.6	201.4	205.7
48	Gabin PLANQUES	FRA	KTM	205.3	202.6	202.6	202.2	201.8	202.9	205.3
11	Alex ESCRIG	SPA	KTM	204.9	203.0	202.6	202.6	201.8	203.0	204.9
28	Matteo BERTELLE	ITA	KTM	204.5	204.1	203.3	203.3	203.0	203.6	204.5
66	Adrian HUERTAS	SPA	KTM	204.5	204.5	203.7	201.4	200.0	202.4	204.5
56	Haruki NOGUCHI	JPN	KTM	204.1	203.7	203.0	202.2	202.2	203.0	204.1
30	Max COOK	GBR	KTM	203.7	203.0	201.8	201.8	201.8	202.4	203.7
34	Mario AJI	INA	KTM	203.7	202.2	201.4	200.7	200.3	201.4	203.7
5	Lorenzo FELLON	FRA	KTM	203.0	203.0	202.2	201.4	200.3	202.0	203.0
6	Phillip TONN	GER	KTM	202.6	201.8	199.6	198.5	197.0	199.9	202.6
55	Noah DETTWILER	SWI	KTM	202.2	201.8	199.2	196.3	194.5	198.8	202.2
89	Marcos URIARTE	SPA	KTM	202.2	201.8	201.1	199.6	199.6	200.9	202.2
7	Barry BALTUS	BEL	KTM	201.8	201.1	200.7	200.3	199.6	200.7	201.8
88	Artem MARAEV	RUS	KTM	201.4	199.6	198.1	198.1	197.8	199.0	201.4
37	Pedro ACOSTA	SPA	KTM	200.3	199.2	198.5	198.1	197.8	198.6	200.3
44	Nicolas HERNANDEZ	COL	KTM	200.3	198.1	198.1	197.8	197.4	198.2	200.3
84	Zonta VAN DEN GOORBERGH	NED	KTM	200.0	198.5	197.8	197.8	197.4	198.0	200.0
45	Clément ROUGÉ	FRA	KTM	198.5	198.5	198.1	197.4	197.0	197.9	198.5
62	Aidan LIEBENBERG	RSA	KTM	198.1	194.2	193.2	191.8	191.4	193.7	198.1
74	Daijuro SAKO	JPN	KTM	198.1	198.1	197.8	197.4	197.4	197.8	198.1



myWorld MOTORRAD GRAND PRIX VON ÖSTERREICH

Qualifying Practice

Best Partial Times

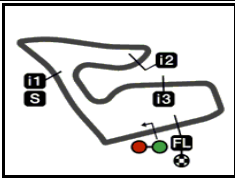
RookiesCup

IT Ideal Lap Time, sum of the best partial times

BT Best Lap Time

T1		T2		T3		T4		Pos	Rider	IT	BT	
<i>Pos</i>	<i>Rider</i>	<i>Time</i>	<i>Rider</i>	<i>Time</i>	<i>Rider</i>	<i>Time</i>	<i>Rider</i>					<i>Time</i>
1	B.VAN EERDE	22.417	P.ACOSTA	31.592	A.ESCRIG	26.881	A.ESCRIG	18.729	1	A.ESCRIG	1'40.007	1'40.269 (1)
2	M.URIARTE	22.442	Z.VAN DEN GOO	31.655	B.VAN EERDE	26.939	M.COOK	18.848	2	C.TATAY	1'40.072	1'40.541 (3)
3	Z.VAN DEN GOO	22.462	C.TATAY	31.688	C.TATAY	26.957	B.BALTUS	18.874	3	Z.VAN DEN G	1'40.229	1'40.971 (8)
4	C.TATAY	22.471	H.NOGUCHI	31.695	M.COOK	26.970	P.ACOSTA	18.927	4	M.URIARTE	1'40.274	1'40.513 (2)
5	D.SALVADOR	22.488	L.FELLON	31.730	M.URIARTE	26.996	D.SALVADOR	18.945	5	H.NOGUCHI	1'40.295	1'40.630 (4)
6	H.NOGUCHI	22.519	M.URIARTE	31.809	G.PLANQUES	26.998	C.TATAY	18.956	6	M.COOK	1'40.338	1'40.787 (7)
7	A.ESCRIG	22.556	A.ESCRIG	31.841	C.ROUGÉ	26.999	J.DUPASQUIER	18.965	7	P.ACOSTA	1'40.368	1'41.001 (9)
8	L.FELLON	22.596	J.DUPASQUIER	31.901	H.NOGUCHI	27.010	Z.VAN DEN GOO	18.983	8	B.VAN EERDE	1'40.471	1'41.151 (11)
9	J.DUPASQUIER	22.598	M.COOK	31.906	D.SALVADOR	27.029	B.VAN EERDE	18.990	9	L.FELLON	1'40.499	1'41.135 (10)
10	M.BERTELLE	22.604	D.SAKO	31.922	L.FELLON	27.096	M.URIARTE	19.027	10	J.DUPASQUIE	1'40.565	1'40.752 (6)
11	M.COOK	22.614	C.ROUGÉ	31.984	J.DUPASQUIER	27.101	M.BERTELLE	19.064	11	D.SALVADOR	1'40.573	1'40.737 (5)
12	A.HUERTAS	22.619	G.PLANQUES	32.041	M.BERTELLE	27.110	H.NOGUCHI	19.071	12	B.BALTUS	1'40.782	1'41.164 (12)
13	B.BALTUS	22.644	M.BERTELLE	32.042	B.BALTUS	27.111	L.FELLON	19.077	13	M.BERTELLE	1'40.820	1'41.312 (13)
14	M.AJI	22.665	M.AJI	32.059	Z.VAN DEN GOO	27.129	M.AJI	19.103	14	C.ROUGÉ	1'40.882	1'41.402 (15)
15	G.PLANQUES	22.667	A.HUERTAS	32.102	P.ACOSTA	27.143	C.ROUGÉ	19.151	15	G.PLANQUES	1'40.894	1'41.361 (14)
16	P.ACOSTA	22.706	D.SALVADOR	32.111	A.MARAEV	27.219	A.HUERTAS	19.153	16	M.AJI	1'41.062	1'41.474 (16)
17	C.ROUGÉ	22.748	B.VAN EERDE	32.125	M.AJI	27.235	G.PLANQUES	19.188	17	A.HUERTAS	1'41.239	1'41.623 (18)
18	D.SAKO	22.821	B.BALTUS	32.153	P.TONN	27.286	A.MARAEV	19.266	18	D.SAKO	1'41.440	1'41.583 (17)
19	P.TONN	22.877	P.TONN	32.352	N.HERNANDEZ	27.347	D.SAKO	19.295	19	A.MARAEV	1'41.784	1'42.063 (19)
20	N.DETTWILER	22.894	A.MARAEV	32.357	A.HUERTAS	27.365	N.HERNANDEZ	19.308	20	P.TONN	1'41.861	1'42.545 (21)
21	A.MARAEV	22.942	N.DETTWILER	32.451	D.SAKO	27.402	P.TONN	19.346	21	N.HERNANDE	1'42.239	1'42.420 (20)
22	N.HERNANDEZ	23.024	N.HERNANDEZ	32.560	N.DETTWILER	27.574	N.DETTWILER	19.686	22	N.DETTWILER	1'42.605	1'42.643 (22)
23	A.LIEBENBERG	23.342	A.LIEBENBERG	32.644	A.LIEBENBERG	27.788	A.LIEBENBERG	19.766	23	A.LIEBENBER	1'43.540	1'43.622 (23)





4318 m.

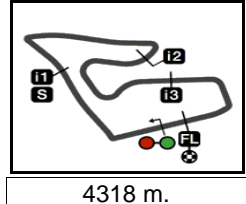
Rookies Cup

myWorld MOTORRAD GRAND PRIX VON ÖSTERREICH

Qualifying Practice

Fastest Laps Sequence

<i>Practice Time</i>	<i>Rider</i>	<i>Nation</i>	<i>Motorcycle</i>	<i>Time</i>	<i>Km/h</i>	<i>Rider's Lap</i>
3'56.102	62 Aidan LIEBENBERG	RSA	KTM	1'47.252	144.9	2
4'02.717	45 Clément ROUGÉ	FRA	KTM	1'42.768	151.2	2
4'56.498	37 Pedro ACOSTA	SPA	KTM	1'41.726	152.8	2
4'59.694	99 Carlos TATAY	SPA	KTM	1'41.398	153.3	2
6'39.070	56 Haruki NOGUCHI	JPN	KTM	1'41.112	153.7	3
6'40.291	99 Carlos TATAY	SPA	KTM	1'40.597	154.5	3
21'11.859	99 Carlos TATAY	SPA	KTM	1'40.541	154.6	11
25'20.134	89 Marcos URIARTE	SPA	KTM	1'40.513	154.6	14
25'22.505	11 Alex ESCRIG	SPA	KTM	1'40.269	155.0	14



4318 m.

myWorld MOTORRAD GRAND PRIX VON ÖSTERREICH




Qualifying Practice

Chronological Analysis of Performances

Rookies Cup

* Lap / Sector time cancelled **T1** Time from finish line to 1st intermed. **T3** Time from 2nd intermed. to 3rd intermed.
P Crossing the finish line in pit lane **T2** Time from 1st intermed. to 2nd intermed. **T4** Time from 3rd intermediate to finish line

Lap	Lap Time	T1	T2	T3	T4	Speed	Lap	Lap Time	T1	T2	T3	T4	Speed
1st 11 Alex ESCRIG Red Bull MotoGP Roo SPA Runs=1 Total laps=14 Full laps=13							11	1'40.541	22.715	31.821	27.049	18.956	202.6
1	3'17.209	52.646	53.458	31.412	21.548	112.0	12	1'40.969	22.783	31.972	27.171	19.043	196.7
2	1'42.857	23.289	32.718	27.394	19.456	200.3	13	1'42.587	23.376	32.442	27.344	19.425	191.4
3	1'41.419	22.775	32.210	27.284	19.150	202.6	14	1'41.719	23.143	32.156	27.334	19.086	200.7
4	1'41.563	22.556	32.772	27.012	19.223	204.9	4th 56 Haruki NOGUCHI Red Bull MotoGP Roo JPN Runs=2 Total laps=13 Full laps=6						
5	1'41.190	22.763	32.330	27.188	18.909	201.8	1	3'15.907	48.957	51.553	31.107	20.838	102.6
6	1'43.095	22.921	33.278	27.957	18.939	200.7	2	1'42.051	22.965	32.546	27.321	19.219	202.2
7	1'41.674	22.594	32.791	27.149	19.140	203.0	3	1'41.112	22.656	31.826	27.397	19.233	204.1
8	1'41.824	22.628	32.247	27.819	19.130	200.7	4	1'41.293	23.010	31.982	27.084	19.217	201.4
9	1'42.679	22.753	32.483	27.605	19.838	202.6	5	1'43.045	23.40*	33.434	27.018	19.188	192.5
10	1'42.873	22.772	32.205	28.082	19.814	200.7	6	1'40.630	22.519	31.695	27.268	19.148	202.2
11	1'40.678	22.600	32.184	26.981	18.913	200.0	7	1'45.639	22.993	32.246	27.941	22.459*	198.8
12	1'44.445	22.663	35.080	27.144	19.558	201.1	8	1'40.866	22.771	31.747	27.240	19.108*	201.8
13	1'40.730	22.817	31.940	27.082	18.891	201.4	9	1'40.470	22.46*	31.906	27.010	19.086	203.7
14	1'40.269	22.818	31.841	26.881	18.729	201.1	10	1'49.402	P 23.016	33.832	27.972	24.582	195.2

2nd 89 Marcos URIARTE Red Bull MotoGP Roo SPA Runs=1 Total laps=14 Full laps=11							5th 38 David SALVADOR Red Bull MotoGP Roo SPA Runs=2 Total laps=14 Full laps=9												
1	3'04.178	52.794	42.395	31.167	24.135	95.3	11	3'21.758	48.897	40.900	28.176	20.250							
2	1'52.698	28.941	35.529	28.933	19.295	165.6	12	1'41.220	22.593	32.272	27.284	19.071	203.0						
3	1'42.268	22.760	32.667	27.617	19.224	198.1	13	1'40.792	22.683	31.918	27.111	19.080	201.4						
4	1'41.284	23.011	32.021	27.028	19.224	201.1	6th 50 Jason DUPASQUIE Red Bull MotoGP Roo SWI Runs=1 Total laps=14 Full laps=12												
5	1'42.594	22.92*	33.562	27.041	19.065	192.8	1	3'04.590	47.701	52.975	31.134	24.016							
6	1'40.948	22.662	31.809	27.356	19.121	199.6	2	1'43.825	23.358	33.102	27.991	19.374	196.3						
7	1'43.042	23.027	32.484	27.948	19.583	196.7	3	1'52.899	25.394	36.957	31.352*	19.196	155.1						
8	1'41.390	22.770	31.960	27.370	19.290	202.2	4	1'42.469	22.706	33.116	27.583	19.064	202.2						
9	1'43.075	22.733	32.523	27.631	20.188	196.7	5	1'41.805	22.772	32.522	27.342	19.169	204.5						
10	1'41.052	22.633	31.914	27.422	19.083	196.0	6	1'41.918	22.955	32.222	27.667	19.074	204.9						
11	1'40.966	22.707	31.908	27.299	19.052*	196.7	Fastest Lap: Alex ESCRIG Red Bull MotoGP Roo SPA 1'40.269 22.818 31.841 26.881 18.729												
12	1'45.091	22.936	35.067	27.435	19.653	192.1	<small>DORNA DATA PROCESSING TIMING SERVICE DORNA DATA PROCESSING TIMING SERVICE DORNA DATA PROCESSING TIMING SERVICE DORNA DATA PROCESSING TIMING SERVICE DORNA DATA PROCESSING TIMING SERVICE DORNA DATA PROCESSING TIMING SERVICE DORNA DATA PROCCEESSS</small>												
13	1'41.035	22.442	32.359	27.085	19.149	201.8	  												
14	1'40.513	22.611	31.879	26.996	19.027	199.6	Spielberg, Friday, August 09, 2019												



Qualifying Practice

RookiesCup

Lap	Lap Time	T1	T2	T3	T4	Speed	Lap	Lap Time	T1	T2	T3	T4	Speed
7	1'40.983	22.598	32.058	27.360	18.967	205.3	12	1'42.297	24.398	31.829	27.143	18.927	195.6
8	1'42.498	23.130	32.854	27.435	19.079	200.3	13	1'42.487 *	22.706	31.592	27.989	20.200 *	198.5
9	1'41.562	22.643	32.008	27.256	19.655	206.1	14	1'41.001	22.710	31.783	27.428	19.080	200.3
10	1'42.351	22.794	32.642	27.894	19.021	203.3							
11	1'41.460	22.665	32.136	27.101	19.558	201.4							
12	1'44.211	22.814	34.040	28.192	19.165	200.7							
13	1'40.752	22.726	31.908	27.153	18.965	198.8							
14	1'40.994	22.811	31.901	27.304	18.978	199.6							

7th 30 Max COOK Red Bull MotoGP Roo GBR
Runs=1 Total laps=14 Full laps=13

1	3'15.085	43.963	51.798	29.699	20.798	98.4
2	1'43.462	23.529	33.348	27.363	19.222	193.8
3	1'41.904	22.918	32.265	27.306	19.415	201.8
4	1'41.385	22.614	32.628	27.162	18.981	203.0
5	1'41.733	22.829	32.399	27.124	19.381	200.7
6	1'41.827	22.748	32.763	27.029	19.287	198.5
7	1'42.120	22.885	32.393	27.123	19.719	201.8
8	1'41.365	22.872	32.287	26.970	19.236	201.1
9	1'43.884	22.735	33.511	27.812	19.826	201.4
10	1'43.264	22.650	34.052	27.199	19.363	203.7
11	1'41.545	23.030	32.372	27.098	19.045	196.7
12	1'41.552	22.682	32.364	27.125	19.381	201.8
13	1'40.787	22.819	31.906	27.022	19.040	197.8
14	1'40.909	22.701	32.184	27.176	18.848	198.5

8th 84 Zonta VAN DEN GO Red Bull MotoGP Roo NED
Runs=1 Total laps=14 Full laps=10

1	3'03.646	47.879	38.246	30.576	22.937	107.3
2	1'42.961	23.190	32.488	27.812	19.471	195.2
3	1'42.422	22.995	32.387	27.635	19.405	195.2
4	1'41.775	22.897	32.028	27.575	19.275	197.0
5	1'44.894	22.935	34.775	27.647	19.537	195.6
6	1'49.853	30.662	32.981	27.227	18.983	193.5
7	1'42.618 *	22.733	32.698	28.036 *	19.151	198.5
8	1'41.806	22.708	32.544	27.129	19.425	197.8
9	1'42.870	22.462	32.690	27.734	19.984	200.0
10	1'53.639	31.706	33.438	27.943	20.552	187.1
11	1'41.629 *	22.89 *	31.957	27.544	19.234 *	197.4
12	1'40.971	22.708	31.655	27.413	19.195	197.4
13	1'41.279	22.679	31.845	27.652	19.103	197.8
14	1'41.130 *	22.767	31.814	27.483	19.066 *	197.4

9th 37 Pedro ACOSTA Red Bull MotoGP Roo SPA
Runs=2 Total laps=14 Full laps=8

1	3'14.772	49.579	51.335	30.984	20.120	101.5
2	1'41.726	23.106	32.260	27.271	19.089	197.8
3	1'42.752 *	22.97 *	33.216	27.275	19.282	196.7
4	1'41.036	22.770	31.881	27.215	19.170	199.2
5	1'42.276	22.962	32.983	27.176	19.155	196.7
6	1'41.350	22.755	32.009	27.481	19.105	197.8
7	1'42.866 *	23.95 *	31.996	27.536	19.377	190.1
8	1'41.082	22.859	31.862	27.280	19.081	198.1
9	1'49.033 P	23.46 *	32.351	27.453	25.769	197.4
10	2'32.597 *	33.485	38.325	31.287 *	19.569	154.0
11	1'41.264	22.944	31.884	27.340	19.096	197.4

10th 5 Lorenzo FELLON Red Bull MotoGP Roo FRA
Runs=2 Total laps=14 Full laps=8

1	3'16.728	43.506	52.355	30.270	21.237	99.7
2	1'41.894	22.945	32.476	27.396	19.077	200.3
3	1'41.299	22.596	32.211	27.392	19.100	203.0
4	1'41.447 *	22.642	32.719	27.107	18.979 *	202.2
5	1'41.421	22.833	32.411	27.096	19.081	203.0
6	1'42.244 *	23.11 *	32.798	27.201	19.128	198.8
7	1'41.736	22.791	31.853	27.604	19.488	200.0
8	1'41.434	22.971	31.880	27.442	19.141	201.4
9	1'48.629 P	22.96 *	32.357	27.513 *	25.795	193.8
10	2'33.365	33.538	38.482	30.908	20.039	156.5
11	1'41.980	22.908	32.144	27.565	19.363	198.8
12	1'41.256 *	22.954	32.007	27.203 *	19.092	196.0
13	1'41.135	22.710	31.730	27.480	19.215	199.6
14	1'42.151	23.015	32.553	27.458	19.125	196.7

11th 29 Billy VAN EERDE Red Bull MotoGP Roo AUS
Runs=1 Total laps=14 Full laps=10

1	3'16.333	55.777	53.239	31.445	21.363	109.8
2	1'41.729	22.747	32.616	27.072	19.294	204.5
3	1'42.085	22.691	32.609	27.483	19.302	196.3
4	1'40.818 *	22.417	32.221	27.027 *	19.153	206.1
5	1'41.505	22.981	32.519	26.939	19.066	201.4
6	1'42.017	22.990	32.502	27.247	19.278	197.4
7	1'43.184 *	22.680	32.174	28.285 *	20.045	196.3
8	1'41.634	22.690	32.358	27.596	18.990	204.5
9	1'42.421 *	22.418	32.185	27.196	20.622 *	206.1
10	1'42.600	22.665	33.341	27.474	19.120	199.2
11	1'41.151	22.566	32.125	27.278	19.182	205.3
12	1'41.542	22.783	32.162	27.355	19.242	200.3
13	1'41.317	22.726	32.139	27.346	19.106	198.1
14	1'41.673	22.835	32.490	27.304	19.044	196.7

12th 7 Barry BALTUS Red Bull MotoGP Roo BEL
Runs=1 Total laps=14 Full laps=12

1	3'17.061	46.807	52.464	30.330	21.416	100.7
2	1'42.270	23.060	32.816	27.464	18.930	199.2
3	1'41.594	22.909	32.374	27.285	19.026	198.1
4	1'41.623	22.906	32.627	27.216	18.874	199.2
5	1'41.536	22.923	32.455	27.243	18.915	198.1
6	1'42.866	23.239	32.999	27.650	18.978	200.7
7	1'41.164	22.644	32.153	27.111	19.256	201.1
8	1'41.296	22.724	32.363	27.243	18.966	201.8
9	1'42.654	22.745	32.683	27.213	20.013	200.3
10	1'41.823 *	23.015	32.428	27.328 *	19.052	199.6
11	1'42.676	22.924	32.748	27.287	19.717	198.8
12	2'07.666	23.208	32.705	51.839	19.914	196.3
13	1'42.638	23.265	32.590	27.554	19.229	193.5
14	1'42.954	23.385	32.578	27.585	19.406	192.5

Fastest Lap: Alex ESCRIG Red Bull MotoGP Roo SPA 1'40.269 22.818 31.841 26.881 18.729

DORNA DATA PROCESSING TIMING SERVICE DORNA DATA PROCESSING TIMING SERVICE DORNA DATA PROCESSING TIMING SERVICE DORNA DATA PROCESSING TIMING SERVICE DORNA DATA PROCESSING TIMING SERVICE DORNA DATA PROCESSING TIMING SERVICE DORNA DATA PROCCESSS



Qualifying Practice

RookiesCup

Lap	Lap Time	T1	T2	T3	T4	Speed	Lap	Lap Time	T1	T2	T3	T4	Speed	
13th	28	Matteo BERTELLE Red Bull MotoGP Roo ITA					Runs=1 Total laps=14 Full laps=8	4	1'42.260	22.918	32.847	27.235	19.260	202.2
							5	1'41.915	22.665	32.496	27.312	19.442	203.7	
							6	1'43.227	23.313	32.370	27.765	19.779	200.3	
							7	1'42.729	22.971	32.631	27.331	19.796	201.4	
							8	1'42.030	23.054	32.337	27.376	19.263	200.7	
							9	1'42.048	23.131	32.179	27.492	19.246	196.3	
							10	1'48.481 P	22.945	32.441	27.628	25.467	196.0	
							11	3'15.478	26.137	33.453	27.793	19.914	185.5	
							12	1'42.022	22.987	32.181	27.596	19.258	196.3	
							13	1'41.474	22.852	32.059	27.291	19.272	198.8	
17th	74	Daijiro SAKO Red Bull MotoGP Roo JPN					Runs=2 Total laps=13 Full laps=10	1	2'21.688	31.003	35.011	27.994	19.625	128.8
							2	1'42.855	23.199	32.700	27.529	19.427	196.0	
							3	1'42.478	23.041	32.401	27.611	19.425	196.7	
							4	1'42.071	22.948	32.302	27.485	19.336	197.8	
							5	1'42.966	23.171	32.361	27.959	19.475	197.4	
							6	1'42.240	23.119	32.304	27.503	19.314	195.6	
							7	1'41.881	23.020	32.115	27.451	19.295	196.3	
							8	1'52.903 P	23.339	33.849	28.729	26.986	190.1	
							9	4'17.153	25.928	34.051	27.982	19.844	181.5	
							10	1'47.624	28.083	32.523	27.623	19.395	192.5	
							11	1'41.827	23.005	32.043	27.457	19.322	197.4	
							12	1'41.583	22.946	31.922	27.402	19.313	198.1	
							13	1'42.703	22.821	32.997	27.569	19.316	198.1	
14th	48	Gabin PLANQUES Red Bull MotoGP Roo FRA					Runs=1 Total laps=14 Full laps=13	1	3'15.460	51.385	52.809	30.240	20.583	104.6
							2	1'42.325	23.148	32.341	27.429	19.407	200.3	
							3	1'41.702	22.751	32.389	27.147	19.415	200.0	
							4	1'41.390	22.899	32.147	26.998	19.346	198.5	
							5	1'42.088	23.067	32.788	27.045	19.188	199.2	
							6	1'42.272	23.046	32.853	27.094	19.279	197.0	
							7	1'42.129	22.834	32.072	27.406	19.817	202.6	
							8	1'41.361	22.760	32.132	27.154	19.315	205.3	
							9	1'43.394	22.711	32.659	27.305	20.719	202.6	
							10	1'41.575	22.667	32.317	27.270	19.321	201.1	
							11	1'41.745	22.951	32.041	27.376	19.377	197.0	
							12	1'42.366	22.972	32.604	27.417	19.373	201.8	
							13	1'41.744	22.824	32.531	27.191	19.198	202.2	
							14	1'41.766	22.722	32.314	27.418	19.312	196.3	
18th	66	Adrian HUERTAS Red Bull MotoGP Roo SPA					Runs=2 Total laps=13 Full laps=8	1	3'18.646	42.988	51.135	31.498	23.608	99.6
							2	1'41.783	22.619	32.597	27.406	19.161	204.5	
							3	1'42.682	22.630	33.236	27.617	19.199	204.5	
							4	1'41.955	23.010	32.357	27.435	19.153	198.8	
							5	1'41.644 *	22.851	32.287	27.365	19.141 *	200.0	
							6	1'41.912	22.636	32.102	27.497	19.677	203.7	
							7	1'42.277	22.895	32.522	27.501	19.359	201.4	
							8	1'41.686	22.839	32.210	27.425	19.212	198.8	
							9	1'41.623	22.869	32.139	27.440	19.175	198.8	
							10	1'51.761 P	22.835	32.703	28.808	27.415	200.0	
							11	4'09.335	26.956	32.897	27.672	19.274	193.5	
							12	1'42.212	23.038	32.355	27.619	19.200	196.3	
							13	1'42.462 *	23.056	32.502	27.581	19.323 *	197.0	
15th	45	Clément ROUGÉ Red Bull MotoGP Roo FRA					Runs=2 Total laps=14 Full laps=10	1	2'19.949	28.526	34.382	27.675	19.536	158.8
							2	1'42.768	23.330	32.777	27.426	19.235	194.5	
							3	1'42.034	23.063	32.409	27.329	19.233	196.3	
							4	1'41.944	22.901	32.549	27.223	19.271	197.0	
							5	1'41.941	22.989	32.342	27.429	19.181	195.6	
							6	1'41.753	22.881	32.318	27.389	19.165	194.9	
							7	1'41.778	22.853	32.280	27.417	19.228	195.2	
							8	1'58.456 P	26.261	37.637	29.711	24.847	132.6	
							9	2'20.422	25.185	33.094	27.750	20.985	190.8	
							10	1'41.695	23.043	32.172	27.261	19.219	195.6	
							11	1'41.009 *	22.894	31.984	26.999	19.132 *	198.5	
							12	1'43.773	22.748	32.660	28.841	19.524	197.4	
							13	1'41.402	22.872	32.175	27.204	19.151	198.1	
							14	1'41.469	22.793	32.198	27.155	19.323	198.5	
16th	34	Mario AJI Red Bull MotoGP Roo INA					Runs=2 Total laps=13 Full laps=10	1	3'16.599	46.545	55.499	36.290	27.588	
							2	1'42.721	23.253	32.539	27.657	19.272	200.3	
							3	1'42.057	23.060	32.457	27.437	19.103	199.6	
Fastest Lap: Alex ESCRIG Red Bull MotoGP Roo SPA 1'40.269 22.818 31.841 26.881 18.729														

DORNA DATA PROCESSING TIMING SERVICE DORNA DATA PROCESSING TIMING SERVICE DORNA DATA PROCESSING TIMING SERVICE DORNA DATA PROCESSING TIMING SERVICE DORNA DATA PROCESSING TIMING SERVICE DORNA DATA PROCESSING TIMING SERVICE DORNA DATA PROCESSING TIMING SERVICE DORNA DATA PROCCEESSS



Qualifying Practice

RookiesCup

Lap	Lap Time	T1	T2	T3	T4	Speed	Lap	Lap Time	T1	T2	T3	T4	Speed
12	1'43.310 *	22.942	32.594	27.382	20.392*	201.4	10	2'11.744	27.051	33.949	28.259	20.147	174.7
13	1'42.063	23.033	32.357	27.379	19.294	198.1	11	1'44.115	23.557	32.781	27.968	19.809	191.4
20th 44 Nicolas HERNANDE Red Bull MotoGP Roo COL							12	1'44.199	23.574	33.049	27.810	19.766	198.1
Runs=2 Total laps=13 Full laps=10							13	1'43.622	23.342	32.644	27.788	19.848	194.2
							14	1'44.309	23.532	32.779	28.037	19.961	193.2

1	3'17.363	43.720	51.269	31.376	21.643	103.7
2	1'43.814	23.554	33.487	27.375	19.398	197.4
3	1'43.188	23.283	32.989	27.397	19.519	198.1
4	1'42.782	23.285	32.804	27.347	19.346	200.3
5	1'42.811	23.210	32.767	27.384	19.450	196.3
6	1'43.104	23.268	32.952	27.448	19.436	193.5
7	1'42.420	23.024	32.560	27.446	19.390	198.1
8	1'49.301 P	23.145	32.634	27.499	26.023	197.8
9	4'05.441	33.657	38.451	31.160	20.095	153.8
10	1'43.102	23.388	32.754	27.468	19.492	196.3
11	1'42.721	23.272	32.645	27.395	19.409	196.7
12	1'42.869	23.116	33.065	27.380	19.308	197.4
13	1'43.212	23.245	32.665	27.596	19.706	196.3

21st 6 Phillip TONN Red Bull MotoGP Roo GER						
Runs=2 Total laps=13 Full laps=9						
1	2'57.930	35.452	48.525	57.689	22.125	88.0
2	1'51.648	27.686	36.097	28.162	19.703	155.8
3	1'44.052	23.689	32.794	27.954	19.615	192.5
4	1'49.586 *	28.522	33.889	27.634*	19.541*	175.0
5	1'42.926	23.094	32.958	27.476	19.398	198.5
6	1'42.545	23.007	32.557	27.286	19.695	201.8
7	1'42.654	22.877	32.704	27.363	19.710	202.6
8	1'49.111 P	23.047	33.869	28.089	24.106	199.6
9	3'26.013	24.059	34.085	28.412	20.065	189.4
10	1'43.859	23.397	32.674	27.951	19.837	197.0
11	1'43.234	23.362	32.628	27.657	19.587	195.6
12	1'42.775	23.230	32.521	27.628	19.396	194.5
13	1'42.943	23.512	32.352	27.733	19.346	193.8

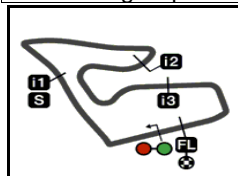
22nd 55 Noah DETTWILER Red Bull MotoGP Roo SWI						
Runs=3 Total laps=7 Full laps=1						
1	2'47.327	41.780	43.342	42.836	22.961	108.6
2	1'53.065 P	24.546	33.532	28.992	25.995	191.1
3	2'13.541 P	25.374	33.122	28.036	25.330	194.5
4	3'11.523	26.969	33.189	27.733	19.873	196.3
5	1'43.035 *	23.01*	32.651	27.639	19.733	202.2
6	1'42.643	22.932	32.451	27.574	19.686	199.2
unfinished	22.894					201.8

23rd 62 Aidan LIEBENBER Red Bull MotoGP Roo RSA						
Runs=2 Total laps=14 Full laps=11						
1	2'08.850	29.790	38.481	31.905	20.990	172.5
2	1'47.252	24.354	33.987	28.632	20.279	188.4
3	1'45.807	23.773	33.500	28.464	20.070	189.4
4	1'45.439	23.824	33.233	28.293	20.089	189.1
5	1'45.282	23.623	33.261	28.355	20.043	191.8
6	1'44.586	23.620	33.060	27.961	19.945	190.8
7	1'44.649	23.608	32.998	28.111	19.932	190.1
8	1'45.171	23.780	33.155	28.078	20.158	189.4
9	1'53.441 P	24.221	34.548	28.986	25.686	180.0

Fastest Lap: Alex ESCRIG	Red Bull MotoGP Roo SPA	1'40.269	22.818	31.841	26.881	18.729
---------------------------------	-------------------------	----------	--------	--------	--------	--------

DORNA DATA PROCESSING TIMING SERVICE DORNA DATA PROCESSING TIMING SERVICE DORNA DATA PROCESSING TIMING SERVICE DORNA DATA PROCESSING TIMING SERVICE DORNA DATA PROCESSING TIMING SERVICE DORNA DATA PROCESSING TIMING SERVICE DORNA DATA PROCESSING TIMING SERVICE DORNA DATA PROCCESSS





4318 m.

myWorld MOTORRAD GRAND PRIX VON ÖSTERREICH

Official Starting Grid

RookiesCup

Race : 17 laps = 73.406 km

1	1 1'40.269 11 Alex ESCRIG KTM	2 1'40.513 89 Marcos URIARTE KTM	3 1'40.541 99 Carlos TATAY KTM
2	4 1'40.630 56 Haruki NOGUCHI KTM	5 1'40.737 38 David SALVADOR KTM	6 1'40.752 50 Jason DUPASQUIER KTM
3	7 1'40.787 30 Max COOK KTM	8 1'40.971 84 Zonta VAN DEN GOORBERGH KTM	9 1'41.001 37 Pedro ACOSTA KTM
4	10 1'41.135 5 Lorenzo FELLON KTM	11 1'41.151 29 Billy VAN EERDE KTM	12 1'41.164 7 Barry BALTUS KTM
5	13 1'41.312 28 Matteo BERTELLE KTM	14 1'41.361 48 Gabin PLANQUES KTM	15 1'41.402 45 Clément ROUGÉ KTM
6	16 1'41.474 34 Mario AJI KTM	17 1'41.583 74 Daijiro SAKO KTM	18 1'41.623 66 Adrian HUERTAS KTM
7	19 1'42.063 88 Artem MARAEV KTM	20 1'42.420 44 Nicolas HERNANDEZ KTM	21 1'42.545 6 Phillip TONN KTM
8	22 1'42.643 55 Noah DETTWILER KTM	23 1'43.622 62 Aidan LIEBENBERG KTM	

The results are provisional until the end of the limit for protest and appeals and until the ratification of the Event Management Committee.

Time limit for protest expires 60' at the latest after publication of the results - Time:

DORNA DATA PROCESSING TIMING SERVICE DORNA DATA PROCESSING TIMING SERVICE DORNA DATA PROCESSING TIMING SERVICE DORNA DATA PROCESSING TIMING SERVICE DORNA DATA PROCESSING TIMING SERVICE DORNA DATA PROCESSING TIMING SERVICE DORNA DATA PROCESSING TIMING SERVICE DORNA DATA PROCCESSS