ed Bull Ring - Spielber

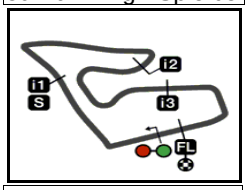

4318 m.

Results and timing service provided by TISSOT

RookiesCup

myWorld MOTORRAD GRAND PRIX VON ÖSTERREICH

Race Nr. 1

Classification after 17 laps = 73.406 km

Pos			Rider	Nation	Team	Motorcycle	Total Time	Km/h	Gap
1	25	37	**Pedro ACOSTA**	SPA	Red Bull MotoGP Rookies Cup	KTM	**28'48.163**	152.9	
2	20	29	**Billy VAN EERDE**	AUS	Red Bull MotoGP Rookies Cup	KTM	**28'48.166**	152.9	0.003
3	16	56	**Haruki NOGUCHI**	JPN	Red Bull MotoGP Rookies Cup	KTM	**28'48.174**	152.9	0.011
4	13	48	**Gabin PLANQUES**	FRA	Red Bull MotoGP Rookies Cup	KTM	**28'48.198**	152.9	0.035
5	11	5	**Lorenzo FELLON**	FRA	Red Bull MotoGP Rookies Cup	KTM	**28'48.305**	152.9	0.142
6	10	84	**Zonta VAN DEN GOORB**	NED	Red Bull MotoGP Rookies Cup	KTM	**28'48.590**	152.8	0.427
7	9	50	**Jason DUPASQUIER**	SWI	Red Bull MotoGP Rookies Cup	KTM	**28'48.806**	152.8	0.643
8	8	7	**Barry BALTUS**	BEL	Red Bull MotoGP Rookies Cup	KTM	**28'49.142**	152.8	0.979
9	7	28	**Matteo BERTELLE**	ITA	Red Bull MotoGP Rookies Cup	KTM	**28'52.035**	152.8	3.872
10	6	30	**Max COOK**	GBR	Red Bull MotoGP Rookies Cup	KTM	**28'53.325**	152.7	5.162
11	5	74	**Daijiro SAKO**	JPN	Red Bull MotoGP Rookies Cup	KTM	**28'59.972**	151.8	11.809
12	4	88	**Artem MARAEV**	RUS	Red Bull MotoGP Rookies Cup	KTM	**29'02.264**	151.6	14.101
13	3	6	**Phillip TONN**	GER	Red Bull MotoGP Rookies Cup	KTM	**29'02.378**	151.6	14.215
14	2	99	**Carlos TATAY**	SPA	Red Bull MotoGP Rookies Cup	KTM	**29'07.272**	151.2	19.109
15	1	89	**Marcos URIARTE**	SPA	Red Bull MotoGP Rookies Cup	KTM	**29'07.308**	151.2	19.145
16		66	**Adrian HUERTAS**	SPA	Red Bull MotoGP Rookies Cup	KTM	**29'07.537**	151.2	19.374
17		44	**Nicolas HERNANDEZ**	COL	Red Bull MotoGP Rookies Cup	KTM	**29'08.256**	151.1	20.093
18		55	**Noah DETTWILER**	SWI	Red Bull MotoGP Rookies Cup	KTM	**29'08.401**	151.1	20.238
19		11	**Alex ESCRIG**	SPA	Red Bull MotoGP Rookies Cup	KTM	**29'29.109**	149.3	40.946
20		62	**Aidan LIEBENBERG**	RSA	Red Bull MotoGP Rookies Cup	KTM	**30'03.747**	146.5	1'15.584
Not classified									
		38	**David SALVADOR**	SPA	Red Bull MotoGP Rookies Cup	KTM	**25'26.243**	152.7	2 laps
		45	**Clément ROUGÉ**	FRA	Red Bull MotoGP Rookies Cup	KTM	**1'48.299**	143.5	16 laps
		34	**Mario AJI**	INA	Red Bull MotoGP Rookies Cup	KTM	**1'48.385**	143.4	16 laps

The results are provisional until the end of the limit for protest and appeals.

Time limit for protest expires 30' after publication of the results - ..... Time: .....

DORNA DATA PROCESSING TIMING SERVICE DORNA DATA PROCESSING TIMING SERVICE DORNA DATA PROCESSING TIMING SERVICE DORNA DATA PROCESSING TIMING SERVICE DORNA DATA PROCESSING TIMING SERVICE DORNA DATA PROCESSING TIMING SERVICE DORNA DATA PROCESSING TIMING SERVICE DORNA DATA PROCCEESSS

Spielberg, Saturday, August 10, 2019

ed Bull Ring - Spielber

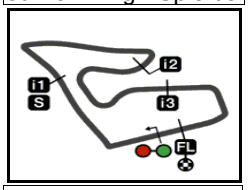

4318 m.

Results and timing service provided by TISSOT

RookiesCup

myWorld MOTORRAD GRAND PRIX VON ÖSTERREICH

Race Nr. 1

Classification after 17 laps = 73.406 km

Pos	Rider	Nation	Team	Motorcycle	Total Time	Km/h	Gap

Race condition: Dry
Air: 33°
Humidity: 33%
Ground: 47°

Pole Position:		**Alex ESCRIG**	**1'40.269**	155.0 Km/h
Fastest Lap:	Lap 8	**Carlos TATAY**	**1'40.246**	155.0 Km/h
Best Race Lap:	2016	**Ayumu SASAKI**	**1'39.302**	156.5 Km/h
All Time Lap Record:	2016	**Ayumu SASAKI**	**1'39.302**	156.5 Km/h

17:00'00		**SIGHTING LAP START**
17:13'07		**WARM UP LAP START**
17:15'46		**RACE START**
17:17'05	**Marcos URIARTE**	**jump start**
17:17'10	**Marcos URIARTE**	**ride through penalty**
17:18'11	Mario AJI	crashed out - Medical Centre
17:18'11	Clément ROUGÉ	crashed out - Rider OK
17:18'52	**Carlos TATAY**	**jump start**
17:19'00	**Carlos TATAY**	**ride through penalty**
17:21'02	Marcos URIARTE	entered pits for ride through
17:21'37	Marcos URIARTE	re-joined race
17:22'04		Incident between riders #34 and #45 under investigation
17:24'21	Carlos TATAY	entered pits for ride through
17:24'54	Carlos TATAY	re-joined race
17:29'32	**Adrian HUERTAS**	**Long lap penalty due to exceeding track limit**
17:42'55	David SALVADOR	retired
17:45'19	**Matteo BERTELLE**	**3 seconds penalty due to exceeding track limits**
17:45'19	**Max COOK**	**3 seconds penalty due to exceeding track limits**
17:46'36		Incident between riders #34 and #45 - no further action to be taken

The results are provisional until the end of the limit for protest and appeals.

Time limit for protest expires 30' after publication of the results - ..... Time: .....

DORNA DATA PROCESSING TIMING SERVICE DORNA DATA PROCESSING TIMING SERVICE DORNA DATA PROCESSING TIMING SERVICE DORNA DATA PROCESSING TIMING SERVICE DORNA DATA PROCESSING TIMING SERVICE DORNA DATA PROCESSING TIMING SERVICE DORNA DATA PROCESSING TIMING SERVICE DORNA DATA PROCCEESSS

Spielberg, Saturday, August 10, 2019

ed Bull Ring - Spielber

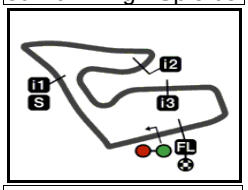

4318 m.

Results and timing service provided by TISSOT

RookiesCup

myWorld MOTORRAD GRAND PRIX VON ÖSTERREICH

Race Nr. 1

Top Speed & Average

	Rider	Nation	Motorcycle	Top 5 speeds					Average	Top
29	**Billy VAN EERDE**	**AUS**	KTM	210.9	209.3	208.0	207.6	207.6	208.7	**210.9**
50	**Jason DUPASQUIER**	**SWI**	KTM	210.9	208.8	208.4	208.0	207.6	208.4	**210.9**
56	**Haruki NOGUCHI**	**JPN**	KTM	210.9	209.3	208.4	208.0	207.6	208.8	**210.9**
28	**Matteo BERTELLE**	**ITA**	KTM	210.5	208.4	208.0	208.0	208.0	208.6	**210.5**
48	**Gabin PLANQUES**	**FRA**	KTM	210.1	209.3	209.3	208.8	208.4	209.1	**210.1**
5	**Lorenzo FELLON**	**FRA**	KTM	209.7	209.3	208.8	208.8	208.4	209.0	**209.7**
84	**Zonta VAN DEN GOORBERGH**	**NED**	KTM	209.7	209.3	208.8	208.0	208.0	208.8	**209.7**
55	**Noah DETTWILER**	**SWI**	KTM	208.8	208.0	207.6	206.5	206.5	207.5	**208.8**
11	**Alex ESCRIG**	**SPA**	KTM	208.0	207.2	206.8	206.5	206.1	206.9	**208.0**
37	**Pedro ACOSTA**	**SPA**	KTM	208.0	207.2	206.8	205.7	205.3	206.6	**208.0**
74	**Daijiro SAKO**	**JPN**	KTM	208.0	204.9	204.1	203.7	203.7	204.9	**208.0**
99	**Carlos TATAY**	**SPA**	KTM	208.0	206.5	206.5	205.7	204.1	206.2	**208.0**
30	**Max COOK**	**GBR**	KTM	206.8	206.1	205.7	205.3	204.9	205.4	**206.8**
38	**David SALVADOR**	**SPA**	KTM	206.8	206.5	205.3	205.3	204.9	205.5	**206.8**
88	**Artem MARAEV**	**RUS**	KTM	206.8	206.5	206.1	205.7	205.7	206.2	**206.8**
44	**Nicolas HERNANDEZ**	**COL**	KTM	206.5	204.9	204.5	204.1	203.3	204.4	**206.5**
6	**Phillip TONN**	**GER**	KTM	206.1	205.7	204.9	204.5	204.1	205.1	**206.1**
7	**Barry BALTUS**	**BEL**	KTM	206.1	205.3	205.3	205.3	205.3	205.5	**206.1**
66	**Adrian HUERTAS**	**SPA**	KTM	206.1	205.7	204.9	204.5	204.1	205.1	**206.1**
89	**Marcos URIARTE**	**SPA**	KTM	205.7	205.3	204.9	203.7	203.7	204.5	**205.7**
45	**Clément ROUGÉ**	**FRA**	KTM	204.9	202.6				203.8	**204.9**
34	**Mario AJI**	**INA**	KTM	204.5	201.8				203.2	**204.5**
62	**Aidan LIEBENBERG**	**RSA**	KTM	200.3	195.2	195.2	194.2	193.5	195.7	**200.3**

DORNA DATA PROCESSING ,TIMING SERVICE DORNA DATA PROCESSING TIMING SERVICE DORNA DATA PROCESSING TIMING SERVICE DORNA DATA PROCESSING TIMING SERVICE DORNA DATA PROCESSING TIMING SERVICE DORNA DATA PROCESSING TIMING SERVICE DORNA DATA PROCESSING TIMING SERVICE DORNA DATA PROCCEESSS

Spielberg, Saturday, August 10, 2019

ed Bull Ring - Spielber

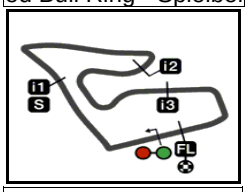

4318 m.

Results and timing service provided by TISSOT

RookiesCup

myWorld MOTORRAD GRAND PRIX VON ÖSTERREICH

Race Nr. 1

Fastest Laps Sequence

Lap	Race Time		Rider	Nation	Motorcycle	Time	Km/h	Riders's Lap
2	**3'27.011**	56	**Haruki NOGUCHI**	JPN	KTM	**1'41.310**	153.4	2
2	**3'27.629**	11	**Alex ESCRIG**	SPA	KTM	**1'41.026**	153.8	2
2	**3'28.611**	7	**Barry BALTUS**	BEL	KTM	**1'40.951**	153.9	2
4	**6'51.225**	84	**Zonta VAN DEN GOORB**	NED	KTM	**1'40.785**	154.2	4
8	**14'01.593**	99	**Carlos TATAY**	SPA	KTM	**1'40.246**	155.0	8

DORNA DATA PROCESSING TIMING SERVICE DORNA DATA PROCESSING TIMING SERVICE DORNA DATA PROCESSING TIMING SERVICE DORNA DATA PROCESSING TIMING SERVICE DORNA DATA PROCESSING TIMING SERVICE DORNA DATA PROCESSING TIMING SERVICE DORNA DATA PROCESSING TIMING SERVICE DORNA DATA PROCESSING TIMING SERVICE DORNA DATA PROCCEESSS

Spielberg, Saturday, August 10, 2019

ed Bull Ring - Spielber

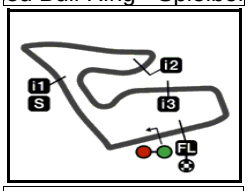

4318 m.

Results and timing service provided by TISSOT

RookiesCup

myWorld MOTORRAD GRAND PRIX VON ÖSTERREICH

Race Nr. 1

Chronological Analysis of Performances

** Lap / Sector time cancelled*
P Crossing the finish line in pit lane
T1 Time from finish line to 1st intermediate
T2 Time from 1st intermed. to 2nd intermed.
T3 Time from 2nd intermed. to 3rd intermed.
T4 Time from 3rd intermediate to finish line

1st 37 Pedro ACOSTA — Red Bull MotoGP Roo SPA

Runs=1 Total laps=17 Full laps=15

Lap	Lap Time		T1	T2	T3	T4	Speed
1	1'45.477		26.940	32.251	27.141	19.145	207.2
2	**1'41.597**		22.763	32.525	27.172	19.137	201.4
3	**1'41.845**		22.637	32.801	27.198	19.209	201.4
4	**1'41.108**		22.553	32.116	27.279	19.160	201.8
5	**1'41.703**		22.715	32.254	27.580	19.154	202.6
6	1'41.305	*	22.680	32.373*	27.079	19.173	199.2
7	**1'41.177**		22.782	32.031	27.170	19.194	204.1
8	**1'42.253**		22.583	32.414	27.702	19.554	200.3
9	**1'41.337**		22.603	32.536	27.047	19.151	206.8
10	**1'41.398**		22.706	31.950	27.375	19.367	205.7
11	**1'41.855**		22.689	32.013	27.630	19.523	205.3
12	**1'40.833**		22.476	32.243	27.094	19.020	204.1
13	**1'41.134**		22.460	32.069	27.305	19.300	203.0
14	**1'41.503**		22.640	31.991	27.670	19.202	203.7
15	**1'41.459**		22.601	32.395	27.217	19.246	203.0
16	**1'41.229**		22.637	31.976	27.281	19.335	204.9
17	**1'40.950**		22.763	31.846	27.116	19.225	208.0

2nd 29 Billy VAN EERDE — Red Bull MotoGP Roo AUS

Runs=1 Total laps=17 Full laps=12

Lap	Lap Time		T1	T2	T3	T4	Speed
1	1'47.176		27.802	32.855	27.383	19.136	207.2
2	**1'41.182**		22.348	32.607	27.124	19.103	209.3
3	**1'41.189**		22.352	32.365	27.183	19.289	207.6
4	**1'41.216**		22.331	32.536	26.999	19.350	207.2
5	**1'41.162**		22.423	32.330	27.444	18.965	210.9
6	**1'41.042**		22.569	32.428	27.016	19.029	206.1
7	1'41.116	*	22.514	32.183	27.326	19.093*	201.4
8	**1'42.267**		22.660	32.758	27.504	19.345	200.3
9	**1'41.502**		22.625	32.783	27.078	19.016	200.3
10	**1'41.476**		22.587	32.277	27.271	19.341	203.0
11	1'41.483	*	22.559	32.322	27.345*	19.257*	202.6
12	1'40.933	*	22.638	32.118	27.224	18.953*	202.6
13	**1'41.199**		22.560	32.369	27.103	19.167	203.0
14	1'41.347	*	22.67*	32.124	27.538	19.008	201.4
15	**1'41.787**		22.572	32.536	27.356	19.323	201.8
16	**1'41.154**		22.653	32.285	26.996	19.220	208.0
17	**1'40.935**		22.708	32.185	26.874	19.168	207.6

3rd 56 Haruki NOGUCHI — Red Bull MotoGP Roo JPN

Runs=1 Total laps=17 Full laps=16

Lap	Lap Time		T1	T2	T3	T4	Speed
1	1'45.701		26.898	32.402	27.158	19.243	208.0
2	**1'41.310**		22.597	32.169	27.361	19.183	206.8
3	**1'41.814**		22.787	32.412	27.388	19.227	207.6
4	**1'41.362**		22.589	32.266	27.290	19.217	201.4
5	**1'41.433**		22.669	32.230	27.354	19.180	204.9
6	**1'41.959**		22.808	33.001	27.065	19.085	205.3
7	**1'41.040**		22.406	32.587	27.001	19.046	203.7
8	**1'41.968**		22.432	32.574	27.421	19.541	208.4
9	**1'41.124**		22.541	32.136	27.310	19.137	209.3
10	**1'41.417**		22.681	32.248	27.286	19.202	201.4
11	**1'41.891**		22.771	32.166	27.448	19.506	200.3
12	**1'41.183**		22.696	32.236	27.184	19.067	206.1
13	**1'41.046**		22.263	32.330	27.044	19.409	210.9
14	**1'41.243**		22.779	31.948	27.370	19.146	203.0
15	**1'41.446**		22.586	32.246	27.364	19.250	205.3
16	**1'41.220**		22.636	31.918	27.308	19.358	202.2
17	**1'41.017**		22.679	32.111	27.014	19.213	201.1

4th 48 Gabin PLANQUES — Red Bull MotoGP Roo FRA

Runs=1 Total laps=17 Full laps=13

Lap	Lap Time		T1	T2	T3	T4	Speed
1	1'47.102		27.758	32.687	27.303	19.354	207.6
2	**1'41.373**		22.516	32.617	27.093	19.147	209.3
3	**1'41.273**		22.435	32.358	27.061	19.419	208.0
4	1'41.147	*	22.39*	32.507	27.106	19.138	208.4
5	**1'41.894**		22.556	32.435	27.333	19.570	207.2
6	**1'41.215**		22.389	32.464	27.007	19.355	209.3
7	1'41.355	*	22.559	32.339	27.050	19.407*	206.1
8	**1'41.794**		22.421	32.312	27.414	19.647	210.1
9	**1'41.657**		22.510	32.562	27.033	19.552	208.8
10	1'41.099	*	22.37*	32.382	27.057	19.285*	207.6
11	**1'41.817**		22.876	32.237	27.127	19.577	207.2
12	**1'41.349**		22.406	32.435	27.187	19.321	206.1
13	**1'40.821**		22.385	32.225	26.922	19.289	206.8
14	**1'40.800**		22.513	32.227	26.965	19.095	208.0
15	**1'41.611**		22.506	32.461	27.131	19.513	208.0
16	**1'41.102**		22.617	32.242	26.891	19.352	206.1
17	**1'40.789**		22.613	32.225	26.859	19.092	208.4

5th 5 Lorenzo FELLON — Red Bull MotoGP Roo FRA

Runs=1 Total laps=17 Full laps=14

Lap	Lap Time		T1	T2	T3	T4	Speed
1	1'47.015		27.679	32.909	27.292	19.135	204.9
2	**1'41.066**		22.421	32.482	27.148	19.015	202.6
3	**1'41.132**		22.335	32.363	27.028	19.406	208.8
4	**1'41.156**		22.502	32.481	27.056	19.117	203.7
5	**1'41.935**		22.756	32.220	27.730	19.229	208.0
6	**1'40.815**		22.375	32.351	27.000	19.089	204.5
7	**1'42.153**		22.854	33.024	27.395	18.880	203.0
8	1'41.395	*	22.325	32.204	27.355	19.511*	205.7
9	**1'41.464**		22.586	32.597	27.148	19.133	207.2
10	**1'41.434**		22.573	32.617	27.071	19.173	207.6

Fastest Lap:	Carlos TATAY	Red Bull MotoGP Roo	SPA	**1'40.246**	22.417	31.769	27.165	18.895

DORNA DATA PROCESSING -TIMING SERVICE DORNA DATA PROCESSING TIMING SERVICE DORNA DATA PROCESSING TIMING SERVICE DORNA DATA PROCESSING TIMING SERVICE DORNA DATA PROCESSING TIMING SERVICE DORNA DATA PROCESSING TIMING SERVICE DORNA DATA PROCESSING TIMING SERVICE DORNA DATA PROCCEESSS

Spielberg, Saturday, August 10, 2019

Lap	Lap Time	T1	T2	T3	T4	Speed
11	1'42.430 *	23.80*	32.495	27.116	19.011	200.3
12	**1'41.477**	22.544	32.961	26.944	19.028	207.2
13	**1'40.719**	22.466	32.161	27.069	19.023	209.3
14	**1'41.318**	22.349	32.850	27.083	19.036	208.4
15	**1'41.153**	22.406	32.420	27.316	19.011	208.8
16	**1'41.157**	22.495	32.476	27.200	18.986	209.7
17	**1'40.486**	22.409	32.151	26.971	18.955	208.0

6th 84 Zonta VAN DEN GO — Red Bull MotoGP Roo NED

Runs=1 Total laps=17 Full laps=13

Lap	Lap Time	T1	T2	T3	T4	Speed
1	1'47.331	28.021	32.715	27.422	19.173	203.0
2	**1'41.359**	22.440	32.638	26.996	19.285	209.3
3	**1'41.750**	23.079	32.328	27.034	19.309	205.3
4	**1'40.785**	22.446	32.079	26.978	19.282	206.8
5	**1'41.424**	22.525	32.506	26.946	19.447	200.0
6	1'41.452 *	22.329	32.569	27.043	19.511*	206.8
7	1'41.513 *	22.50*	32.632	27.361	19.019	205.3
8	**1'41.670**	22.477	32.306	27.168	19.719	208.0
9	**1'42.023**	22.508	32.669	27.097	19.749	206.1
10	**1'41.326**	22.553	32.448	27.243	19.082	206.8
11	**1'41.243**	22.407	32.510	27.128	19.198	207.6
12	1'41.095 *	22.542	32.481	26.955	19.117*	207.6
13	**1'40.780**	22.294	32.067	27.102	19.317	208.8
14	**1'41.330**	22.606	32.438	26.964	19.322	207.2
15	**1'41.474**	22.539	32.372	27.282	19.281	206.8
16	**1'41.334**	22.430	32.556	27.190	19.158	209.7
17	**1'40.701**	22.642	32.088	27.037	18.934	208.0

7th 50 Jason DUPASQUIE — Red Bull MotoGP Roo SWI

Runs=1 Total laps=17 Full laps=16

Lap	Lap Time	T1	T2	T3	T4	Speed
1	1'48.041	27.993	33.166	27.770	19.112	203.7
2	**1'41.184**	22.412	32.572	27.144	19.056	207.2
3	**1'41.342**	22.571	32.432	27.130	19.209	201.8
4	**1'41.075**	22.574	32.516	27.036	18.949	208.8
5	**1'41.513**	22.444	32.484	27.098	19.487	208.4
6	**1'41.020**	22.484	32.143	27.096	19.297	205.7
7	**1'41.285**	22.480	32.532	27.247	19.026	208.0
8	**1'41.547**	22.503	32.294	27.190	19.560	207.2
9	**1'41.328**	22.591	32.422	27.064	19.251	205.7
10	**1'41.331**	22.493	32.607	27.115	19.116	210.9
11	**1'41.514**	22.723	32.210	27.136	19.445	204.9
12	**1'41.229**	22.915	32.181	27.110	19.023	207.6
13	**1'40.891**	22.506	32.079	26.900	19.406	207.2
14	**1'41.670**	22.831	32.072	27.417	19.350	206.8
15	**1'41.788**	22.571	32.637	27.422	19.158	206.1
16	**1'41.218**	22.662	32.410	27.103	19.043	207.6
17	**1'40.830**	22.621	32.188	27.129	18.892	207.6

8th 7 Barry BALTUS — Red Bull MotoGP Roo BEL

Runs=1 Total laps=17 Full laps=13

Lap	Lap Time	T1	T2	T3	T4	Speed
1	1'47.660	28.455	32.800	27.333	19.072	200.0
2	**1'40.951**	22.663	32.202	27.084	19.002	202.6
3	**1'41.494**	22.659	32.584	27.061	19.190	204.1
4	1'40.915 *	22.68*	32.323	26.968	18.944	203.0
5	**1'41.486**	22.669	32.367	27.125	19.325	204.9
6	**1'40.912**	22.478	32.326	27.065	19.043	205.3
7	1'41.215 *	22.610	32.779	27.033	18.793*	201.1
8	**1'42.114**	22.679	32.398	27.704	19.333	204.1
9	**1'41.889**	23.090	32.484	27.082	19.233	203.3
10	**1'41.278**	22.547	32.645	26.998	19.088	205.3
11	**1'41.436**	22.646	32.540	27.183	19.067	204.5
12	**1'41.292**	22.835	32.527	27.059	18.871	205.3
13	**1'40.837**	22.531	32.285	27.104	18.917	204.1
14	**1'41.716**	23.065	32.740	27.077	18.834	204.1
15	1'41.636 *	22.628	32.449	27.329	19.230*	206.1
16	**1'41.424**	22.804	32.500	27.068	19.052	205.3
17	**1'40.887**	22.591	32.318	26.975	19.003	203.7

9th 28 Matteo BERTELLE — Red Bull MotoGP Roo ITA

Runs=1 Total laps=17 Full laps=12

Lap	Lap Time	T1	T2	T3	T4	Speed
1	1'47.795	28.033	33.043	27.266	19.453	207.2
2	**1'41.375**	22.563	32.559	27.065	19.188	206.8
3	**1'41.177**	22.453	32.257	27.180	19.287	206.1
4	**1'41.160**	22.692	32.338	27.051	19.079	207.6
5	**1'41.578**	22.432	32.550	27.041	19.555	208.0
6	**1'41.334**	22.534	32.415	27.072	19.313	204.9
7	**1'41.447**	22.385	32.553	27.327	19.182	208.0
8	**1'41.544**	22.787	32.029	27.100	19.628	204.5
9	**1'41.915**	22.584	32.633	27.234	19.464	207.6
10	1'41.238 *	22.47*	32.353	27.287	19.123*	208.0
11	**1'41.694**	22.731	32.561	27.239	19.163	206.8
12	1'41.170 *	22.491	32.436	27.095	19.148*	208.4
13	**1'41.029**	22.467	32.471	27.023	19.068	206.1
14	1'40.972 *	22.422	32.230	27.145	19.175*	207.2
15	**1'41.642**	22.594	32.469	27.270	19.309	210.5
16	1'41.431 *	22.586	32.156	27.358	19.331*	206.1
17	**1'40.534**	22.397	32.135	27.022	18.980	207.2

10th 30 Max COOK — Red Bull MotoGP Roo GBR

Runs=1 Total laps=17 Full laps=13

Lap	Lap Time	T1	T2	T3	T4	Speed
1	1'46.789	27.510	32.816	27.415	19.048	201.8
2	**1'41.484**	22.637	32.406	27.238	19.203	203.3
3	**1'41.775**	22.727	32.377	27.336	19.335	204.5
4	**1'41.793**	22.909	32.792	27.143	18.949	204.5
5	**1'41.509**	22.535	32.434	27.120	19.420	204.9
6	**1'41.209**	22.519	32.375	27.145	19.170	204.9
7	**1'41.401**	22.469	32.422	27.428	19.082	206.8
8	**1'41.560**	22.773	32.256	27.045	19.486	204.5
9	**1'41.635**	22.728	32.477	27.267	19.163	206.1
10	1'41.116 *	22.587	32.440	27.189*	18.900*	202.6
11	1'41.396 *	22.733	32.437	27.164	19.062*	204.9
12	**1'42.033**	22.827	32.789	27.115	19.302	204.9
13	**1'40.877**	22.566	32.258	26.973	19.080	204.5
14	1'41.131 *	22.53*	32.401	27.054	19.138	205.3
15	**1'41.501**	22.570	32.317	27.301	19.313	205.7
16	**1'41.425**	22.749	32.303	27.151	19.222	204.5
17	**1'41.691**	22.481	32.229	27.153	19.828	204.9

11th 74 Daijiro SAKO — Red Bull MotoGP Roo JPN

Runs=1 Total laps=17 Full laps=14

Lap	Lap Time	T1	T2	T3	T4	Speed
1	1'48.770	28.932	33.025	27.494	19.319	202.2
2	**1'44.111**	22.714	34.663	27.341	19.393	204.9

Fastest Lap: Carlos TATAY Red Bull MotoGP Roo SPA **1'40.246** 22.417 31.769 27.165 18.895

DORNA DATA PROCESSING -TIMING SERVICE DORNA DATA PROCESSING TIMING SERVICE DORNA DATA PROCESSING TIMING SERVICE DORNA DATA PROCESSING TIMING SERVICE DORNA DATA PROCESSING TIMING SERVICE DORNA DATA PROCESSING TIMING SERVICE DORNA DATA PROCESSING TIMING SERVICE DORNA DATA PROCCEESSS

Lap	Lap Time		T1	T2	T3	T4	Speed
3	**1'43.867**		24.596	32.641	27.340	19.290	199.6
4	1'41.626	*	22.657	32.405	27.324	19.240*	208.0
5	**1'41.832**		22.789	32.296	27.431	19.316	203.7
6	**1'41.854**		22.843	32.246	27.480	19.285	203.0
7	**1'41.408**		22.718	32.218	27.326	19.146	204.1
8	**1'42.190**		22.946	32.314	27.563	19.367	203.7
9	**1'42.336**		23.097	32.630	27.487	19.122	202.6
10	**1'41.570**		22.725	32.190	27.438	19.217	200.7
11	**1'41.532**		22.722	32.197	27.486	19.127	201.1
12	**1'41.582**		22.731	32.121	27.525	19.205	200.7
13	**1'41.401**		22.713	32.131	27.493	19.064	201.4
14	1'41.755	*	22.695	32.140	27.463	19.457*	201.4
15	**1'41.539**		22.707	32.139	27.551	19.142	200.3
16	**1'41.228**		22.703	32.067	27.430	19.028	200.7
17	**1'41.371**		22.713	32.218	27.399	19.041	200.7

12th 88 Artem MARAEV

Red Bull MotoGP Roo RUS

Runs=1 Total laps=17 Full laps=16

Lap	Lap Time		T1	T2	T3	T4	Speed
1	1'49.345		28.943	33.618	27.384	19.400	202.2
2	**1'42.811**		22.545	33.138	27.678	19.450	206.8
3	**1'42.196**		22.935	32.590	27.303	19.368	205.3
4	**1'42.313**		23.089	32.656	27.279	19.289	203.7
5	**1'42.364**		22.761	32.890	27.305	19.408	202.6
6	**1'42.013**		22.680	32.494	27.260	19.579	206.5
7	**1'42.258**		22.691	32.682	27.418	19.467	202.6
8	**1'42.198**		22.669	32.361	27.849	19.319	204.1
9	**1'43.186**		22.763	33.431	27.712	19.280	200.3
10	**1'41.386**		22.713	32.273	27.282	19.118	203.0
11	**1'41.430**		22.609	32.342	27.322	19.157	204.1
12	**1'41.510**		22.560	32.229	27.365	19.356	205.7
13	**1'41.522**		22.561	32.308	27.373	19.280	206.1
14	**1'41.985**		22.661	32.761	27.280	19.283	201.8
15	**1'41.962**		22.627	32.444	27.520	19.371	199.2
16	**1'41.915**		22.808	32.369	27.412	19.326	203.7
17	**1'41.870**		22.826	32.217	27.454	19.373	205.7

13th 6 Phillip TONN

Red Bull MotoGP Roo GER

Runs=1 Total laps=17 Full laps=14

Lap	Lap Time		T1	T2	T3	T4	Speed
1	1'49.126		29.129	33.148	27.380	19.469	197.8
2	**1'43.097**		22.702	33.087	27.758	19.550	205.7
3	**1'42.238**		22.822	32.136	27.746	19.534	201.8
4	**1'42.304**		22.825	32.967	27.271	19.241	201.4
5	**1'42.246**		22.684	32.608	27.588	19.366	206.1
6	1'41.867	*	22.632	32.399	27.381	19.455*	204.5
7	**1'42.210**		22.812	32.396	27.664	19.338	203.3
8	**1'42.640**		22.796	32.320	27.928	19.596	200.0
9	**1'42.813**		23.225	32.606	27.602	19.380	203.7
10	**1'41.187**		22.677	31.970	27.373	19.167	201.1
11	**1'41.496**		22.682	32.119	27.598	19.097	202.6
12	1'41.696	*	22.683	32.247	27.449	19.317*	204.1
13	**1'41.465**		22.593	32.211	27.479	19.182	204.9
14	**1'41.952**		22.802	32.414	27.596	19.140	200.3
15	**1'42.199**		22.802	32.314	27.669	19.414	200.7
16	**1'41.919**		22.723	32.181	27.601	19.414	202.6
17	**1'41.923**		22.726	32.083	27.642	19.472	201.8

14th 99 Carlos TATAY

Red Bull MotoGP Roo SPA

Runs=2 Total laps=17 Full laps=12

Lap	Lap Time		T1	T2	T3	T4	Speed
1	1'45.646		26.630	32.794	27.081	19.141	199.6
2	**1'41.556**		22.693	32.299	27.291	19.273	206.5
3	**1'41.516**		22.547	32.604	27.276	19.089	206.5
4	**1'41.585**		22.959	32.305	27.075	19.246	202.2
5	1'45.182	P	22.735	32.265	27.544	22.638	208.0
6	2'04.852		12.913	32.120	27.480	19.123	197.4
7	**1'41.010**		22.744	32.104	27.160	19.002	199.2
8	**1'40.246**		22.417	31.769	27.165	18.895	203.3
9	**1'40.739**		22.702	31.969	27.092	18.976	200.3
10	**1'40.699**		22.615	31.917	27.087	19.080	201.1
11	**1'40.704**		22.576	31.966	27.179	18.983	205.7
12	**1'40.548**		22.585	31.902	27.143	18.918	201.4
13	**1'40.559**		22.599	31.897	27.109	18.954	201.8
14	1'40.551	*	22.60*	31.872	27.138	18.940	200.7
15	1'40.489	*	22.506	32.009	26.992	18.982*	202.6
16	**1'40.568**		22.374	31.869	27.275	19.050	204.1
17	**1'40.822**		22.678	32.011	27.079	19.054	201.8

15th 89 Marcos URIARTE

Red Bull MotoGP Roo SPA

Runs=2 Total laps=17 Full laps=11

Lap	Lap Time		T1	T2	T3	T4	Speed
1	1'45.819		26.167	32.481	27.710	19.461	196.0
2	**1'41.530**		22.733	32.332	27.157	19.308	205.7
3	1'46.780	P	22.549	32.796	27.069	24.366	204.9
4	2'05.226		12.832	32.351	27.596	19.079	197.4
5	**1'40.998**		22.586	31.961	27.472	18.979	200.0
6	1'40.605	*	22.553	31.780	27.216	19.056*	201.8
7	1'40.178	*	22.35*	31.730	27.269	18.829	203.7
8	1'40.623	*	22.405	31.720	27.639	18.859*	200.7
9	**1'40.693**		22.592	32.115	26.977	19.009	197.4
10	**1'40.668**		22.548	32.059	26.932	19.129	203.7
11	**1'40.698**		22.385	32.209	27.120	18.984	201.1
12	**1'40.650**		22.564	31.984	27.087	19.015	200.7
13	**1'40.483**		22.468	31.980	27.065	18.970	200.7
14	**1'40.691**		22.534	32.051	26.956	19.150	201.4
15	**1'40.371**		22.307	32.124	26.904	19.036	203.7
16	**1'40.481**		22.313	32.010	27.174	18.984	205.3
17	**1'40.814**		22.676	32.179	27.087	18.872	202.6

16th 66 Adrian HUERTAS

Red Bull MotoGP Roo SPA

Runs=1 Total laps=17 Full laps=11

Lap	Lap Time		T1	T2	T3	T4	Speed
1	1'48.199		28.609	32.995	27.364	19.231	204.9
2	**1'44.451**		22.575	35.115	27.520	19.241	205.7
3	1'41.981	*	23.085	32.539	27.244	19.113*	206.1
4	**1'41.941**		22.681	32.441	27.576	19.243	204.1
5	1'42.086	*	22.84*	32.475	27.517	19.246*	199.2
6	1'42.012	*	22.848	32.323	27.570	19.271*	199.6
7	1'42.338	*	22.88*	32.697	27.500	19.260	199.6
8	**1'42.549**		22.960	32.530	27.625	19.434	197.4
9	**1'42.843**		23.675	32.524	27.420	19.224	202.6
10	**1'46.108**		26.862	32.383	27.518	19.345	196.3
11	**1'41.824**		22.772	32.361	27.483	19.208	201.1
12	1'41.929	*	22.94*	32.459	27.289	19.239	201.1
13	**1'41.841**		22.706	32.323	27.540	19.272	200.3
14	**1'42.085**		22.814	32.436	27.554	19.281	200.3

Fastest Lap: Carlos TATAY Red Bull MotoGP Roo SPA **1'40.246** 22.417 31.769 27.165 18.895

DORNA DATA PROCESSING TIMING SERVICE DORNA DATA PROCESSING TIMING SERVICE DORNA DATA PROCESSING TIMING SERVICE DORNA DATA PROCESSING TIMING SERVICE DORNA DATA PROCESSING TIMING SERVICE DORNA DATA PROCESSING TIMING SERVICE DORNA DATA PROCESSING TIMING SERVICE DORNA DATA PROCCEESSS

Lap	Lap Time	T1	T2	T3	T4	Speed
15	**1'42.252**	22.803	32.580	27.432	19.437	201.1
16	**1'42.046**	22.799	32.314	27.606	19.327	200.0
17	**1'41.052**	22.723	32.311	26.995	19.023	204.5

17th 44 Nicolas HERNANDE Red Bull MotoGP Roo COL

Runs=1 Total laps=17 Full laps=14

1	1'49.894	29.120	33.773	27.561	19.440	200.0
2	**1'42.735**	22.876	32.910	27.341	19.608	202.6
3	**1'42.705**	23.072	32.912	27.366	19.355	203.3
4	**1'43.259**	23.263	32.850	27.661	19.485	200.7
5	**1'42.207**	22.854	32.586	27.354	19.413	204.1
6	**1'42.259**	22.893	32.514	27.386	19.466	202.2
7	**1'42.552**	22.905	32.756	27.422	19.469	201.8
8	**1'42.335**	22.949	32.521	27.476	19.389	203.0
9	**1'42.071**	22.839	32.585	27.238	19.409	204.5
10	**1'42.622**	23.000	32.847	27.297	19.478	204.9
11	**1'42.674**	23.121	32.530	27.495	19.528	203.3
12	**1'42.902**	23.003	32.787	27.554	19.558	199.6
13	**1'42.362**	23.061	32.580	27.443	19.278	202.6
14	1'41.652 *	22.786	32.313	27.361	19.192*	202.6
15	**1'42.165**	22.719	32.521	27.480	19.445	200.7
16	1'42.394 *	22.969	32.602	27.550	19.273*	203.0
17	**1'41.468**	22.662	32.349	27.155	19.302	206.5

18th 55 Noah DETTWILER Red Bull MotoGP Roo SWI

Runs=1 Total laps=17 Full laps=16

1	1'50.513	29.038	34.180	27.691	19.604	206.1
2	**1'43.180**	22.777	33.214	27.604	19.585	205.3
3	**1'42.769**	22.816	32.768	27.629	19.556	205.3
4	**1'42.655**	22.836	32.819	27.484	19.516	204.5
5	**1'42.169**	22.740	32.589	27.359	19.481	206.5
6	**1'42.100**	22.709	32.474	27.430	19.487	206.1
7	**1'42.037**	22.636	32.472	27.484	19.445	201.4
8	**1'42.302**	22.787	32.444	27.573	19.498	204.1
9	**1'42.395**	22.824	32.494	27.509	19.568	204.5
10	**1'42.417**	22.841	32.450	27.591	19.535	203.3
11	**1'42.688**	22.908	32.504	27.731	19.545	203.3
12	**1'43.285**	23.110	33.127	27.519	19.529	202.6
13	**1'42.297**	23.006	32.548	27.402	19.341	206.5
14	**1'41.954**	22.648	32.641	27.335	19.330	208.0
15	**1'41.930**	22.655	32.412	27.236	19.627	205.7
16	**1'42.474**	22.801	32.791	27.376	19.506	207.6
17	**1'41.236**	22.513	32.367	27.111	19.245	208.8

19th 11 Alex ESCRIG Red Bull MotoGP Roo SPA

Runs=1 Total laps=17 Full laps=14

1	1'46.603	26.885	33.220	27.323	19.175	203.0
2	**1'41.026**	22.681	32.275	27.087	18.983	203.7
3	**1'41.475**	22.564	32.654	27.023	19.234	206.1
4	**1'41.198**	22.594	32.364	27.059	19.181	202.2
5	1'41.307 *	22.505	32.386	27.345	19.071*	206.5
6	**1'41.256**	22.770	32.159	27.274	19.053	201.1
7	**1'41.432**	23.035	32.210	27.003	19.184	205.3
8	**1'42.002**	22.578	32.459	27.640	19.325	206.8
9	**1'41.659**	22.690	32.505	27.275	19.189	203.7
10	**1'41.288**	22.797	32.431	26.868	19.192	208.0

Lap	Lap Time	T1	T2	T3	T4	Speed
11	**1'41.633**	22.832	32.309	27.199	19.293	205.3
12	**1'41.151**	22.603	32.207	27.286	19.055	204.5
13	**1'41.216**	22.366	32.170	27.261	19.419	207.2
14	**2'22.062**	22.981	L'09.742	29.989	19.350	202.2
15	**1'41.580**	22.817	32.239	27.411	19.113	201.1
16	**1'41.215**	22.669	32.175	27.364	19.007	200.3
17	1'41.006 *	22.674	32.226	27.175	18.931*	200.3

20th 62 Aidan LIEBENBER Red Bull MotoGP Roo RSA

Runs=1 Total laps=17 Full laps=16

1	1'52.440	29.414	34.208	28.555	20.263	200.3
2	**1'45.768**	23.617	33.491	28.480	20.180	195.2
3	**1'45.923**	23.507	33.601	28.627	20.188	195.2
4	**1'45.752**	23.552	33.427	28.641	20.132	193.2
5	**1'45.963**	23.602	33.541	28.649	20.171	192.5
6	**1'45.722**	23.645	33.403	28.611	20.063	191.4
7	**1'45.210**	23.414	33.260	28.495	20.041	194.2
8	**1'45.152**	23.436	33.176	28.545	19.995	192.8
9	**1'45.469**	23.586	33.397	28.424	20.062	191.4
10	**1'45.530**	23.550	33.381	28.523	20.076	192.8
11	**1'45.260**	23.436	33.383	28.393	20.048	192.5
12	**1'45.466**	23.615	33.431	28.447	19.973	191.8
13	**1'45.727**	23.533	33.530	28.524	20.140	193.2
14	**1'45.870**	23.678	33.425	28.609	20.158	192.1
15	**1'45.846**	23.520	33.483	28.644	20.199	193.5
16	**1'46.130**	23.689	33.544	28.716	20.181	191.4
17	**1'46.519**	23.776	33.660	28.846	20.237	191.1

21st 38 David SALVADOR Red Bull MotoGP Roo SPA

Runs=1 Total laps=16 Full laps=10

1	1'46.512	27.355	32.642	27.388	19.127	201.4
2	**1'41.348**	22.837	32.324	27.036	19.151	203.7
3	**1'42.062**	22.503	32.930	27.480	19.149	204.9
4	1'40.763 *	22.49*	32.194	26.995	19.080	204.9
5	1'41.734 *	22.85*	32.143	27.480	19.258	205.3
6	**1'40.908**	22.457	32.311	27.099	19.041	204.5
7	**1'41.836**	22.661	33.017	27.091	19.067	202.2
8	**1'41.693**	22.590	32.205	27.370	19.528	204.5
9	**1'41.615**	22.740	32.531	27.070	19.274	203.3
10	1'41.616 *	22.542	32.714	27.047	19.313*	206.8
11	**1'41.211**	22.693	32.174	27.111	19.233	204.5
12	**1'41.067**	22.657	32.234	27.065	19.111	204.5
13	**1'41.066**	22.437	32.255	26.985	19.389	204.9
14	1'41.448 *	22.669	32.257	27.198	19.324*	201.1
15	**1'41.364**	22.775	32.317	27.184	19.088	205.3
	unfinished	22.701	32.748			206.5

22nd 45 Clément ROUGÉ Red Bull MotoGP Roo FRA

Runs=1 Total laps=2 Full laps=0

1	1'48.299	28.489	32.954	27.517	19.339	202.6
	unfinished	22.512				204.9

23rd 34 Mario AJI Red Bull MotoGP Roo INA

Runs=1 Total laps=2 Full laps=0

1	1'48.385	28.486	33.262	27.347	19.290	201.8
	unfinished	22.517				204.5

Fastest Lap: Carlos TATAY Red Bull MotoGP Roo SPA **1'40.246** 22.417 31.769 27.165 18.895

DORNA DATA PROCESSING -TIMING SERVICE DORNA DATA PROCESSING TIMING SERVICE DORNA DATA PROCESSING TIMING SERVICE DORNA DATA PROCESSING TIMING SERVICE DORNA DATA PROCESSING TIMING SERVICE DORNA DATA PROCESSING TIMING SERVICE DORNA DATA PROCESSING TIMING SERVICE DORNA DATA PROCCEESSS

ed Bull Ring - Spielber

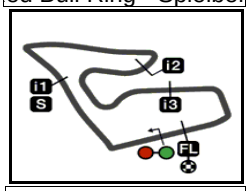

4318 m.

Results and timing service provided by TISSOT

RookiesCup

myWorld MOTORRAD GRAND PRIX VON ÖSTERREICH

Official Starting Grid

Race : 17 laps = 73.406 km

1	**1** 1'40.269 **11 Alex ESCRIG** KTM	**2** 1'40.513 **89 Marcos URIARTE** KTM	**3** 1'40.541 **99 Carlos TATAY** KTM
2	**4** 1'40.630 **56 Haruki NOGUCHI** KTM	**5** 1'40.737 **38 David SALVADOR** KTM	**6** 1'40.752 **50 Jason DUPASQUIER** KTM
3	**7** 1'40.787 **30 Max COOK** KTM	**8** 1'40.971 **84 Zonta VAN DEN GOORBERGH** KTM	**9** 1'41.001 **37 Pedro ACOSTA** KTM
4	**10** 1'41.135 **5 Lorenzo FELLON** KTM	**11** 1'41.151 **29 Billy VAN EERDE** KTM	**12** 1'41.164 **7 Barry BALTUS** KTM
5	**13** 1'41.312 **28 Matteo BERTELLE** KTM	**14** 1'41.361 **48 Gabin PLANQUES** KTM	**15** 1'41.402 **45 Clément ROUGÉ** KTM
6	**16** 1'41.474 **34 Mario AJI** KTM	**17** 1'41.583 **74 Daijiro SAKO** KTM	**18** 1'41.623 **66 Adrian HUERTAS** KTM
7	**19** 1'42.063 **88 Artem MARAEV** KTM	**20** 1'42.420 **44 Nicolas HERNANDEZ** KTM	**21** 1'42.545 **6 Phillip TONN** KTM
8	**22** 1'42.643 **55 Noah DETTWILER** KTM	**23** 1'43.622 **62 Aidan LIEBENBERG** KTM	

The results are provisional until the end of the limit for protest and appeals and until the ratification of the Event Management Committee.

Time limit for protest expires 60' at the latest after publication of the results - . ..... Time: .....

DORNA DATA PROCESSING TIMING SERVICE DORNA DATA PROCESSING TIMING SERVICE DORNA DATA PROCESSING TIMING SERVICE DORNA DATA PROCESSING TIMING SERVICE DORNA DATA PROCESSING TIMING SERVICE DORNA DATA PROCESSING TIMING SERVICE DORNA DATA PROCESSING TIMING SERVICE DORNA DATA PROCCEESSS

Spielberg, Saturday, August 10, 2019

ed Bull Ring - Spielber

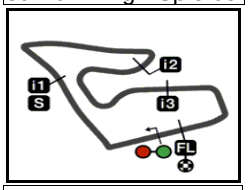

4318 m.

Results and timing service provided by TISSOT

RookiesCup

myWorld MOTORRAD GRAND PRIX VON ÖSTERREICH

Race Nr. 1

Lap Chart

Pos	1	2	3	4	5	6	7	8	9	10	11	12	13	14	15	16	17	18	19	20	21	22	23
Grid	11	89	99	56	38	50	30	84	37	5	29	7	28	48	45	34	74	66	88	44	6	55	62

Laps																							
1	37	99	56	89	38	11	30	5	48	29	84	7	28	50	66	45	34	74	6	88	44	55	62
2	56	37	99	89	11	38	5	30	29	48	7	84	28	50	88	6	44	66	74	55	62		
3	99	56	37	11	5	29	48	38	30	7	28	84	50	89	88	6	66	44	55	74	62		
4	37	56	11	99	5	38	29	48	7	84	28	50	30	66	88	6	74	44	55	62	89		
5	11	56	37	29	5	38	7	84	48	28	50	30	99	66	6	88	74	44	55	62	89		
6	11	29	37	5	38	7	56	48	84	50	28	30	66	6	88	74	44	55	99	89	62		
7	29	37	11	56	7	38	5	48	50	84	28	30	66	6	88	74	55	44	89	99	62		
8	11	29	37	56	5	7	38	50	48	84	28	30	88	66	74	6	55	44	99	89	62		
9	56	37	29	11	5	50	38	7	48	30	84	28	74	66	6	88	44	55	99	89	62		
10	56	37	11	29	5	50	48	7	38	30	28	84	74	6	88	55	44	66	99	89	62		
11	29	11	56	37	50	38	7	30	48	84	5	28	74	6	88	55	44	66	99	89	62		
12	29	37	11	56	38	50	7	84	48	28	5	30	74	6	88	44	66	55	99	89	62		
13	29	37	11	56	50	38	7	84	48	5	28	30	74	6	88	66	44	55	99	89	62		
14	29	56	37	48	38	50	84	7	28	5	30	74	6	88	66	44	55	99	89	11	62		
15	56	37	29	38	48	84	5	50	7	28	30	74	88	6	44	66	55	99	89	11	62		
16	56	37	29	48	5	84	50	7	28	30	74	88	6	99	66	89	44	55	11	62			
17	37	29	56	48	5	84	50	28	7	30	74	88	6	99	89	66	44	55	11	62			

Winner Lapped rider

DORNA DATA PROCESSING TIMING SERVICE DORNA DATA PROCESSING TIMING SERVICE DORNA DATA PROCESSING TIMING SERVICE DORNA DATA PROCESSING TIMING SERVICE DORNA DATA PROCESSING TIMING SERVICE DORNA DATA PROCESSING TIMING SERVICE DORNA DATA PROCESSING TIMING SERVICE DORNA DATA PROCCEESSS

Spielberg, Saturday, August 10, 2019

ed Bull Ring - Spielber

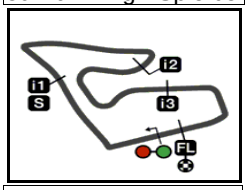

4318 m.

Results and timing service provided by TISSOT

RookiesCup

myWorld MOTORRAD GRAND PRIX VON ÖSTERREICH

Race Nr. 1

Fastest Lap of Each Rider

		Rider	Nation	Team	Motorcycle	Time	Lap	Total	Gap	
1	99	**Carlos TATAY**	SPA	Red Bull MotoGP Rookies Cup	KTM	**1'40.246**	8	17		
2	89	**Marcos URIARTE**	SPA	Red Bull MotoGP Rookies Cup	KTM	**1'40.371**	15	17	0.125	0.125
3	5	**Lorenzo FELLON**	FRA	Red Bull MotoGP Rookies Cup	KTM	**1'40.486**	17	17	0.240	0.115
4	28	**Matteo BERTELLE**	ITA	Red Bull MotoGP Rookies Cup	KTM	**1'40.534**	17	17	0.288	0.048
5	84	**Zonta VAN DEN GOORBER**	NED	Red Bull MotoGP Rookies Cup	KTM	**1'40.701**	17	17	0.455	0.167
6	48	**Gabin PLANQUES**	FRA	Red Bull MotoGP Rookies Cup	KTM	**1'40.789**	17	17	0.543	0.088
7	50	**Jason DUPASQUIER**	SWI	Red Bull MotoGP Rookies Cup	KTM	**1'40.830**	17	17	0.584	0.041
8	37	**Pedro ACOSTA**	SPA	Red Bull MotoGP Rookies Cup	KTM	**1'40.833**	12	17	0.587	0.003
9	7	**Barry BALTUS**	BEL	Red Bull MotoGP Rookies Cup	KTM	**1'40.837**	13	17	0.591	0.004
10	30	**Max COOK**	GBR	Red Bull MotoGP Rookies Cup	KTM	**1'40.877**	13	17	0.631	0.040
11	38	**David SALVADOR**	SPA	Red Bull MotoGP Rookies Cup	KTM	**1'40.908**	6	15	0.662	0.031
12	29	**Billy VAN EERDE**	AUS	Red Bull MotoGP Rookies Cup	KTM	**1'40.935**	17	17	0.689	0.027
13	56	**Haruki NOGUCHI**	JPN	Red Bull MotoGP Rookies Cup	KTM	**1'41.017**	17	17	0.771	0.082
14	11	**Alex ESCRIG**	SPA	Red Bull MotoGP Rookies Cup	KTM	**1'41.026**	2	17	0.780	0.009
15	66	**Adrian HUERTAS**	SPA	Red Bull MotoGP Rookies Cup	KTM	**1'41.052**	17	17	0.806	0.026
16	6	**Phillip TONN**	GER	Red Bull MotoGP Rookies Cup	KTM	**1'41.187**	10	17	0.941	0.135
17	74	**Daijiro SAKO**	JPN	Red Bull MotoGP Rookies Cup	KTM	**1'41.228**	16	17	0.982	0.041
18	55	**Noah DETTWILER**	SWI	Red Bull MotoGP Rookies Cup	KTM	**1'41.236**	17	17	0.990	0.008
19	88	**Artem MARAEV**	RUS	Red Bull MotoGP Rookies Cup	KTM	**1'41.386**	10	17	1.140	0.150
20	44	**Nicolas HERNANDEZ**	COL	Red Bull MotoGP Rookies Cup	KTM	**1'41.468**	17	17	1.222	0.082
21	62	**Aidan LIEBENBERG**	RSA	Red Bull MotoGP Rookies Cup	KTM	**1'45.152**	8	17	4.906	3.684

DORNA DATA PROCESSING ,TIMING SERVICE DORNA DATA PROCESSING TIMING SERVICE DORNA DATA PROCESSING TIMING SERVICE DORNA DATA PROCESSING TIMING SERVICE DORNA DATA PROCESSING TIMING SERVICE DORNA DATA PROCESSING TIMING SERVICE DORNA DATA PROCESSING TIMING SERVICE DORNA DATA PROCCEESSS

Spielberg, Saturday, August 10, 2019

ed Bull Ring - Spielber

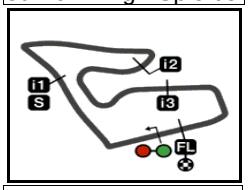

4318 m.

Results and timing service provided by TISSOT

RookiesCup

myWorld MOTORRAD GRAND PRIX VON ÖSTERREICH

Race Nr. 1

Analysis by Lap

Num Lap Time Gap

Lap 1

37	1'45.477	
99	1'45.646	0.169
56	1'45.701	0.224
89	1'45.819	0.342
38	1'46.512	1.035
11	1'46.603	1.126
30	1'46.789	1.312
5	1'47.015	1.538
48	1'47.102	1.625
29	1'47.176	1.699
84	1'47.331	1.854
7	1'47.660	2.183
28	1'47.795	2.318
50	1'48.041	2.564
66	1'48.199	2.722
45	1'48.299	2.822
34	1'48.385	2.908
74	1'48.770	3.293
6	1'49.126	3.649
88	1'49.345	3.868
44	1'49.894	4.417
55	1'50.513	5.036
62	1'52.440	6.963

Lap 2

56	1'41.310	
37	1'41.597	0.063
99	1'41.556	0.191
89	1'41.530	0.338
11	1'41.026	0.618
38	1'41.348	0.849
5	1'41.066	1.070
30	1'41.484	1.262
29	1'41.182	1.347
48	1'41.373	1.464
7	1'40.951	1.600
84	1'41.359	1.679
28	1'41.375	2.159
50	1'41.184	2.214
88	1'42.811	5.145
6	1'43.097	5.212
44	1'42.735	5.618
66	1'44.451	5.639
74	1'44.111	5.870
55	1'43.180	6.682
62	1'45.768	11.197

Lap 3

99	1'41.516	
56	1'41.814	0.107
37	1'41.845	0.201
11	1'41.475	0.386
5	1'41.132	0.495
29	1'41.189	0.829
48	1'41.273	1.030
38	1'42.062	1.204
30	1'41.775	1.330
7	1'41.494	1.387
28	1'41.177	1.629
84	1'41.750	1.722
50	1'41.342	1.849
89	1'46.780	5.411
88	1'42.196	5.634
6	1'42.238	5.743
66	1'41.981	5.913
44	1'42.705	6.616
55	1'42.769	7.744
74	1'43.867	8.030
62	1'45.923	15.413

Lap 4

37	1'41.108	
56	1'41.362	0.160
11	1'41.198	0.275
99	1'41.585	0.276
5	1'41.156	0.342
38	1'40.763	0.658
29	1'41.216	0.736
48	1'41.147	0.868
7	1'40.915	0.993
84	1'40.785	1.198
28	1'41.160	1.480
50	1'41.075	1.615
30	1'41.793	1.814
66	1'41.941	6.545
88	1'42.313	6.638
6	1'42.304	6.738
74	1'41.626	8.347
44	1'43.259	8.566
55	1'42.655	9.090
62	1'45.752	19.856
89	2'05.226	29.328

Lap 5

11	1'41.307	
56	1'41.433	0.011
37	1'41.703	0.121
29	1'41.162	0.316
5	1'41.935	0.695
38	1'41.734	0.810
7	1'41.486	0.897
84	1'41.424	1.040
48	1'41.894	1.180
28	1'41.578	1.476
50	1'41.513	1.546
30	1'41.509	1.741
99	1'45.182	3.876
66	1'42.086	7.049
6	1'42.246	7.402
88	1'42.364	7.420
74	1'41.832	8.597
44	1'42.207	9.191
55	1'42.169	9.677
62	1'45.963	24.237
89	1'40.998	28.744

Lap 6

11	1'41.256	
29	1'41.042	0.102
37	1'41.305	0.170
5	1'40.815	0.254
38	1'40.908	0.462
7	1'40.912	0.553
56	1'41.959	0.714
48	1'41.215	1.139
84	1'41.452	1.236
50	1'41.020	1.310
28	1'41.334	1.554
30	1'41.209	1.694
66	1'42.012	7.805
6	1'41.867	8.013
88	1'42.013	8.177
74	1'41.854	9.195
44	1'42.259	10.194
55	1'42.100	10.521
99	2'04.852	27.472
89	1'40.605	28.093
62	1'45.722	28.703

Lap 7

29	1'41.116	
37	1'41.177	0.129
11	1'41.432	0.214
56	1'41.040	0.536
7	1'41.215	0.550
38	1'41.836	1.080
5	1'42.153	1.189
48	1'41.355	1.276
50	1'41.285	1.377
84	1'41.513	1.531
28	1'41.447	1.783
30	1'41.401	1.877
66	1'42.338	8.925
6	1'42.210	9.005
88	1'42.258	9.217
74	1'41.408	9.385
55	1'42.037	11.340
44	1'42.552	11.528
89	1'40.178	27.053
99	1'41.010	27.264
62	1'45.210	32.695

Lap 8

11	1'42.002	
29	1'42.267	0.051
37	1'42.253	0.166
56	1'41.968	0.288
5	1'41.395	0.368
7	1'42.114	0.448
38	1'41.693	0.557
50	1'41.547	0.708
48	1'41.794	0.854
84	1'41.670	0.985
28	1'41.544	1.111
30	1'41.560	1.221
88	1'42.198	9.199
66	1'42.549	9.258
74	1'42.190	9.359
6	1'42.640	9.429
55	1'42.302	11.426
44	1'42.335	11.647
99	1'40.246	25.294
89	1'40.623	25.460
62	1'45.152	35.631

Lap 9

56	1'41.124	
37	1'41.337	0.091
29	1'41.502	0.141
11	1'41.659	0.247
5	1'41.464	0.420
50	1'41.328	0.624
38	1'41.615	0.760
7	1'41.889	0.925
48	1'41.657	1.099
30	1'41.635	1.444
84	1'42.023	1.596
28	1'41.915	1.614
74	1'42.336	10.283
66	1'42.843	10.689
6	1'42.813	10.830
88	1'43.186	10.973
44	1'42.071	12.306
55	1'42.395	12.409
99	1'40.739	24.621
89	1'40.693	24.741
62	1'45.469	39.688

Lap 10

56	1'41.417	
37	1'41.398	0.072
11	1'41.288	0.118
29	1'41.476	0.200
5	1'41.434	0.437
50	1'41.331	0.538
48	1'41.099	0.781
7	1'41.278	0.786
38	1'41.616	0.959
30	1'41.116	1.143
28	1'41.238	1.435
84	1'41.326	1.505
74	1'41.570	10.436
6	1'41.187	10.600
88	1'41.386	10.942
55	1'42.417	13.409
44	1'42.622	13.511
66	1'46.108	15.380
99	1'40.699	23.903
89	1'40.668	23.992
62	1'45.530	43.801

Lap 11

29	1'41.483	
11	1'41.633	0.068
56	1'41.891	0.208
37	1'41.855	0.244
50	1'41.514	0.369
38	1'41.211	0.487
7	1'41.436	0.539
30	1'41.396	0.856
48	1'41.817	0.915
84	1'41.243	1.065
5	1'42.430	1.184
28	1'41.694	1.446
74	1'41.532	10.285
6	1'41.496	10.413
88	1'41.430	10.689
55	1'42.688	14.414
44	1'42.674	14.502
66	1'41.824	15.521
99	1'40.704	22.924
89	1'40.698	23.007
62	1'45.260	47.378

Lap 12

29	1'40.933	
37	1'40.833	0.144
11	1'41.151	0.286
56	1'41.183	0.458
38	1'41.067	0.621
50	1'41.229	0.665
7	1'41.292	0.898
84	1'41.095	1.227
48	1'41.349	1.331
28	1'41.170	1.683
5	1'41.477	1.728
30	1'42.033	1.956
74	1'41.582	10.934
6	1'41.696	11.176
88	1'41.510	11.266
44	1'42.902	16.471
66	1'41.929	16.517
55	1'43.285	16.766
99	1'40.548	22.539
89	1'40.650	22.724
62	1'45.466	51.911

Lap 13

29	1'41.199	
37	1'41.134	0.079
11	1'41.216	0.303
56	1'41.046	0.305
50	1'40.891	0.357
38	1'41.066	0.488
7	1'40.837	0.536
84	1'40.780	0.808
48	1'40.821	0.953
5	1'40.719	1.248
28	1'41.029	1.513
30	1'40.877	1.634
74	1'41.401	11.136
6	1'41.465	11.442
88	1'41.522	11.589
66	1'41.841	17.159
44	1'42.362	17.634
55	1'42.297	17.864
99	1'40.559	21.899
89	1'40.483	22.008

Lapped rider

DORNA DATA PROCESSING ,TIMING SERVICE DORNA DATA PROCESSING TIMING SERVICE DORNA DATA PROCESSING TIMING SERVICE DORNA DATA PROCESSING TIMING SERVICE DORNA DATA PROCESSING TIMING SERVICE DORNA DATA PROCESSING TIMING SERVICE DORNA DATA PROCESSING TIMING SERVICE DORNA DATA PROCCEESSS

Spielberg, Saturday, August 10, 2019

Num	Lap Time	Gap
62	1'45.727	56.439

Lap 14

29	1'41.347	
56	1'41.243	0.201
37	1'41.503	0.235
48	1'40.800	0.406
38	1'41.448	0.589
50	1'41.670	0.680
84	1'41.330	0.791
7	1'41.716	0.905
28	1'40.972	1.138
5	1'41.318	1.219
30	1'41.131	1.418
74	1'41.755	11.544
6	1'41.952	12.047
88	1'41.985	12.227
66	1'42.085	17.897
44	1'41.652	17.939
55	1'41.954	18.471
99	1'40.551	21.103
89	1'40.691	21.352
11	2'22.062	41.018
62	1'45.870	1'00.962

Lap 15

56	1'41.446	
37	1'41.459	0.047
29	1'41.787	0.140
38	1'41.364	0.306
48	1'41.611	0.370
84	1'41.474	0.618
5	1'41.153	0.725
50	1'41.788	0.821
7	1'41.636	0.894
28	1'41.642	1.133
30	1'41.501	1.272
74	1'41.539	11.436
88	1'41.962	12.542
6	1'42.199	12.599
44	1'42.165	18.457
66	1'42.252	18.502
55	1'41.930	18.754
99	1'40.489	19.945
89	1'40.371	20.076
11	1'41.580	40.951
62	1'45.846	1'05.161

Lap 16

56	1'41.220	
37	1'41.229	0.056
29	1'41.154	0.074
48	1'41.102	0.252
5	1'41.157	0.662
84	1'41.334	0.732
50	1'41.218	0.819
7	1'41.424	1.098
28	1'41.431	1.344
30	1'41.425	1.477
74	1'41.228	11.444
88	1'41.915	13.237
6	1'41.919	13.298
99	1'40.568	19.293
66	1'42.046	19.328
89	1'40.481	19.337
44	1'42.394	19.631
55	1'42.474	20.008
11	1'41.215	40.946
62	1'46.130	1'10.071

Lap 17

37	1'40.950	
29	1'40.935	0.003
56	1'41.017	0.011
48	1'40.789	0.035
5	1'40.486	0.142
84	1'40.701	0.427
50	1'40.830	0.643
28	1'40.534	0.872
7	1'40.887	0.979
30	1'41.691	2.162
74	1'41.371	11.809
88	1'41.870	14.101
6	1'41.923	14.215
99	1'40.822	19.109
89	1'40.814	19.145
66	1'41.052	19.374
44	1'41.468	20.093
55	1'41.236	20.238
11	1'41.006	40.946
62	1'46.519	1'15.584

☐ Lapped rider

DORNA DATA PROCESSING ,TIMING SERVICE DORNA DATA PROCESSING TIMING SERVICE DORNA DATA PROCESSING TIMING SERVICE DORNA DATA PROCESSING TIMING SERVICE DORNA DATA PROCESSING TIMING SERVICE DORNA DATA PROCESSING TIMING SERVICE DORNA DATA PROCESSING TIMING SERVICE DORNA DATA PROCCEESSS

ed Bull Ring - Spielber

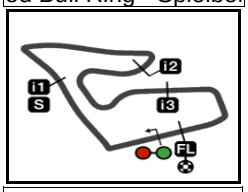

4318 m.

Results and timing service provided by TISSOT

RookiesCup

myWorld MOTORRAD GRAND PRIX VON ÖSTERREICH

After the **Race Nr. 1**

Event Best Maximum Speed

	Rider	Nation	Team	Motorcycle	Km/h	
50	**Jason DUPASQUIER**	**SWI**	Red Bull MotoGP Rookies Cup	KTM	**210.9**	Race Nr. 1
29	**Billy VAN EERDE**	**AUS**	Red Bull MotoGP Rookies Cup	KTM	**210.9**	Race Nr. 1
56	**Haruki NOGUCHI**	**JPN**	Red Bull MotoGP Rookies Cup	KTM	**210.9**	Race Nr. 1
28	**Matteo BERTELLE**	**ITA**	Red Bull MotoGP Rookies Cup	KTM	**210.5**	Race Nr. 1
48	**Gabin PLANQUES**	**FRA**	Red Bull MotoGP Rookies Cup	KTM	**210.1**	Race Nr. 1
5	**Lorenzo FELLON**	**FRA**	Red Bull MotoGP Rookies Cup	KTM	**209.7**	Race Nr. 1
84	**Zonta VAN DEN GOORBER**	**NED**	Red Bull MotoGP Rookies Cup	KTM	**209.7**	Race Nr. 1
55	**Noah DETTWILER**	**SWI**	Red Bull MotoGP Rookies Cup	KTM	**208.8**	Race Nr. 1
66	**Adrian HUERTAS**	**SPA**	Red Bull MotoGP Rookies Cup	KTM	**208.4**	Free Practice Nr. 1
37	**Pedro ACOSTA**	**SPA**	Red Bull MotoGP Rookies Cup	KTM	**208.0**	Race Nr. 1
99	**Carlos TATAY**	**SPA**	Red Bull MotoGP Rookies Cup	KTM	**208.0**	Race Nr. 1
74	**Daijiro SAKO**	**JPN**	Red Bull MotoGP Rookies Cup	KTM	**208.0**	Race Nr. 1
11	**Alex ESCRIG**	**SPA**	Red Bull MotoGP Rookies Cup	KTM	**208.0**	Race Nr. 1
88	**Artem MARAEV**	**RUS**	Red Bull MotoGP Rookies Cup	KTM	**206.8**	Race Nr. 1
30	**Max COOK**	**GBR**	Red Bull MotoGP Rookies Cup	KTM	**206.8**	Race Nr. 1
38	**David SALVADOR**	**SPA**	Red Bull MotoGP Rookies Cup	KTM	**206.8**	Race Nr. 1
44	**Nicolas HERNANDEZ**	**COL**	Red Bull MotoGP Rookies Cup	KTM	**206.5**	Race Nr. 1
7	**Barry BALTUS**	**BEL**	Red Bull MotoGP Rookies Cup	KTM	**206.1**	Race Nr. 1
6	**Phillip TONN**	**GER**	Red Bull MotoGP Rookies Cup	KTM	**206.1**	Race Nr. 1
45	**Clément ROUGÉ**	**FRA**	Red Bull MotoGP Rookies Cup	KTM	**206.1**	Free Practice Nr. 1
89	**Marcos URIARTE**	**SPA**	Red Bull MotoGP Rookies Cup	KTM	**205.7**	Race Nr. 1
34	**Mario AJI**	**INA**	Red Bull MotoGP Rookies Cup	KTM	**204.5**	Race Nr. 1
62	**Aidan LIEBENBERG**	**RSA**	Red Bull MotoGP Rookies Cup	KTM	**200.3**	Race Nr. 1

DORNA DATA PROCESSING -TIMING SERVICE DORNA DATA PROCESSING TIMING SERVICE DORNA DATA PROCESSING TIMING SERVICE DORNA DATA PROCESSING TIMING SERVICE DORNA DATA PROCESSING TIMING SERVICE DORNA DATA PROCESSING TIMING SERVICE DORNA DATA PROCESSING TIMING SERVICE DORNA DATA PROCCEESSS

Spielberg, Saturday, August 10, 2019

ed Bull Ring - Spielber

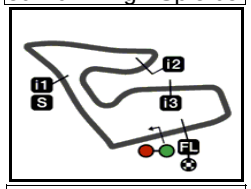

4318 m.

Results and timing service provided by TISSOT

After the **myWorld MOTORRAD GRAND PRIX VON ÖSTERREICH**

RookiesCup

2019 Riders Performance

(Qualifying Position - Starting Position - Race Position)

	Rider	*Points*	SPA	SPA	ITA	NED	NED	GER	GER	AUT	*AUT*	*RSM*	*ARA*	*ARA*							
1	**TATAY Carlos**	**158**	3	3	2	1	1	2	2	3											
			3-2	3-1	2-1	1-1	1-1	2-3	2-2	3-14	-	-	-	-	-	-	-	-	-	-	-
2	**KUNII Yuki**	**109**	1	1	1	10	10	1	1												
			1-1	1-2	1-NC	10-7	10-6	1-2	1-1	-	-	-	-	-	-	-	-	-	-	-	-
3	**ACOSTA Pedro**	**104**	12	12	10	2	2	10	10	9											
			-NS	-NS	10-2	2-2	2-15	10-1	10-4	9-1	-	-	-	-	-	-	-	-	-	-	-
4	**NOGUCHI Haruki**	**82**	4	4	5	5	5	3	3	4											
			4-6	4-5	5-3	5-3	5-NC	3-4	3-NL	4-3	-	-	-	-	-	-	-	-	-	-	-
5	**DUPASQUIER Jason**	**79**	6	6	4	4	4	7	7	6											
			5-7	5-4	4-6	4-8	4-5	7-8	7-5	6-7	-	-	-	-	-	-	-	-	-	-	-
6	**FELLON Lorenzo**	**77**	8	8	7	16	16	9	9	10											
			7-5	7-11	7-5	16-6	15-7	9-5	9-7	10-5	-	-	-	-	-	-	-	-	-	-	-
7	**SALVADOR David**	**75**	7	7	12	9	9	5	5	5											
			6-4	6-6	12-4	9-5	9-2	5-NC	5-8	5-NC	-	-	-	-	-	-	-	-	-	-	-
8	**COOK Max**	**58**	9	9	13	7	7	8	8	7											
			8-11	8-8	13-13	7-NC	7-4	8-9	8-3	7-10	-	-	-	-	-	-	-	-	-	-	-
9	**URIARTE Marcos**	**54**	10	10	8	8	8	6	6	2											
			9-8	9-7	8-NC	8-4	8-8	6-7	6-10	2-15	-	-	-	-	-	-	-	-	-	-	-
10	**BALTUS Barry**	**48**	2	2	3	3	3			12											
			2-3	2-NC	3-8	3-NC	3-3	-	-	12-8	-	-	-	-	-	-	-	-	-	-	-
11	**VAN EERDE Billy**	**47**	15	15	15	6	6	4	4	11											
			13-NC	13-NC	15-NC	6-NC	6-9	4-6	4-6	11-2	-	-	-	-	-	-	-	-	-	-	-
12	**VAN DEN GOORBERGH Zonta**	**34**	19	19	22	13	13	16	16	8											
			17-13	17-14	22-15	13-9	13-10	16-14	16-13	8-6	-	-	-	-	-	-	-	-	-	-	-
13	**BERTELLE Matteo**	**32**	11	11	9	15	15	12	12	13											
			10-16	10-3	9-NC	15-NL	-NS	12-11	12-12	13-9	-	-	-	-	-	-	-	-	-	-	-

NC=Not classified **NL=Not finished first lap** **NP=Not started race re-start** **N2=Not finished first lap race re-start** **EX=Excluded** **NS=Not Started** **DS=Disqualified**

DORNA DATA PROCESSING .TIMING SERVICE DORNA DATA PROCESSING TIMING SERVICE DORNA DATA PROCESSING TIMING SERVICE DORNA DATA PROCESSING TIMING SERVICE DORNA DATA PROCESSING TIMING SERVICE DORNA DATA PROCESSING TIMING SERVICE DORNA DATA PROCESSING TIMING SERVICE DORNA DATA PROCCEESSS

Spielberg, Saturday, August 10, 2019

	Rider	Points	SPA	SPA	ITA	NED	NED	GER	GER	AUT	AUT	RSM	ARA	ARA							
14	ESCRIG Alex	31	17	17	6	11	11	13	13	1											
			15-12	15-9	6-12	11-NL	11-13	13-10	13-9	1-19	-	-	-	-	-	-	-	-	-	-	-
15	PLANQUES Gabin	25	21	21	23	18	18	11	11	14											
			19-17	19-17	23-16	18-13	17-17	11-12	11-11	14-4	-	-	-	-	-	-	-	-	-	-	-
16	ROUGÉ Clément	22	18	18	17	17	17	14	14	15											
			16-9	16-13	17-7	17-16	16-16	14-13	14-NC	15-NC	-	-	-	-	-	-	-	-	-	-	-
17	MARAEV Artem	22	20	20	18	14	14	18	18	19											
			18-14	18-16	18-11	14-10	14-12	18-17	17-15	19-12	-	-	-	-	-	-	-	-	-	-	-
18	HERNANDEZ Nicolas	15	13	13	16	12	12	17	17	20											
			11-NC	11-12	16-10	12-NL	12-11	17-NC	-NS	20-17	-	-	-	-	-	-	-	-	-	-	-
19	AJI Mario	14	14	14	14					16											
			12-10	12-10	14-14	-	-	-	-	16-NC	-	-	-	-	-	-	-	-	-	-	-
20	SAKO Daijiro	11			20	19	19	19	19	17											
			-	-	20-17	19-14	18-14	19-16	18-14	17-11	-	-	-	-	-	-	-	-	-	-	-
21	TONN Phillip	8	23	23	24	20	20	15	15	21											
			21-19	21-18	24-NC	20-12	19-20	15-15	15-NC	21-13	-	-	-	-	-	-	-	-	-	-	-
22	HUERTAS Adrian	7	5	5	11					18											
			-NS	-NS	11-9	-	-	-	-	18-16	-	-	-	-	-	-	-	-	-	-	-
23	SCOTT Tyler	5			21	23	23	22	22												
			22-20	22-19	21-18	23-11	22-19	21-19	21-17	-	-	-	-	-	-	-	-	-	-	-	-
24	LIEBENBERG Aidan	2	16	16	19	22	22	20	20	23											
			14-18	14-15	19-NC	22-15	21-21	-NS	19-NC	23-20	-	-	-	-	-	-	-	-	-	-	-
25	DETTWILER Noah	1	22	22	25	21	21	21	21	22											
			20-15	20-NC	25-19	21-NC	20-18	20-18	20-16	22-18	-	-	-	-	-	-	-	-	-	-	-

NC=Not classified NL=Not finished first lap NP=Not started race re-start N2=Not finished first lap race re-start EX=Excluded NS=Not Started DS=Disqualified

DORNA DATA PROCESSING .TIMING SERVICE DORNA DATA PROCESSING TIMING SERVICE DORNA DATA PROCESSING TIMING SERVICE DORNA DATA PROCESSING TIMING SERVICE DORNA DATA PROCESSING TIMING SERVICE DORNA DATA PROCESSING TIMING SERVICE DORNA DATA PROCESSING TIMING SERVICE DORNA DATA PROCCEESSS

ed Bull Ring - Spielber

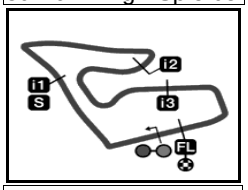

4318 m.

Results and timing service provided by TISSOT

RookiesCup

myWorld MOTORRAD GRAND PRIX VON ÖSTERREICH

Championship Classification

	Rider	Nation	Points	SPA	SPA	ITA	NED	NED	GER	GER	AUT	AUT	RSM	ARA	ARA
1	**TATAY Carlos**	SPA	**158**	20	25	25	25	25	16	20	2				
2	**KUNII Yuki**	JPN	**109**	25	20	-	9	10	20	25	-				
3	**ACOSTA Pedro**	SPA	**104**	-	-	20	20	1	25	13	25				
4	**NOGUCHI Haruki**	JPN	**82**	10	11	16	16	-	13	-	16				
5	**DUPASQUIER Jason**	SWI	**79**	9	13	10	8	11	8	11	9				
6	**FELLON Lorenzo**	FRA	**77**	11	5	11	10	9	11	9	11				
7	**SALVADOR David**	SPA	**75**	13	10	13	11	20	-	8	-				
8	**COOK Max**	GBR	**58**	5	8	3	-	13	7	16	6				
9	**URIARTE Marcos**	SPA	**54**	8	9	-	13	8	9	6	1				
10	**BALTUS Barry**	BEL	**48**	16	-	8	-	16	-	-	8				
11	**VAN EERDE Billy**	AUS	**47**	-	-	-	-	7	10	10	20				
12	**VAN DEN GOORBERGH Zor**	NED	**34**	3	2	1	7	6	2	3	10				
13	**BERTELLE Matteo**	ITA	**32**	0	16	-	-	-	5	4	7				
14	**ESCRIG Alex**	SPA	**31**	4	7	4	-	3	6	7	0				
15	**PLANQUES Gabin**	FRA	**25**	0	0	0	3	0	4	5	13				
16	**ROUGÉ Clément**	FRA	**22**	7	3	9	0	0	3	-	-				
17	**MARAEV Artem**	RUS	**22**	2	0	5	6	4	0	1	4				
18	**HERNANDEZ Nicolas**	COL	**15**	-	4	6	-	5	-	-	0				
19	**AJI Mario**	INA	**14**	6	6	2	-	-	-	-	-				
20	**SAKO Daijiro**	JPN	**11**	-	-	0	2	2	0	2	5				
21	**TONN Phillip**	GER	**8**	0	0	-	4	0	1	-	3				
22	**HUERTAS Adrian**	SPA	**7**	-	-	7	-	-	-	-	0				
23	**SCOTT Tyler**	USA	**5**	0	0	0	5	0	0	0	-				
24	**LIEBENBERG Aidan**	RSA	**2**	0	1	-	1	0	-	-	0				
25	**DETTWILER Noah**	SWI	**1**	1	-	0	-	0	0	0	0				

DORNA DATA PROCESSING ,TIMING SERVICE DORNA DATA PROCESSING TIMING SERVICE DORNA DATA PROCESSING TIMING SERVICE DORNA DATA PROCESSING TIMING SERVICE DORNA DATA PROCESSING TIMING SERVICE DORNA DATA PROCESSING TIMING SERVICE DORNA DATA PROCESSING TIMING SERVICE DORNA DATA PROCCEESSS

Spielberg, Saturday, August 10, 2019