

Race Nr. 2

RookiesCup

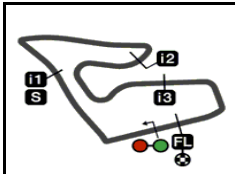
| Lap | Lap Time | T1 | T2 | T3 | T4 | Speed | Lap | Lap Time | T1 | T2 | T3 | T4 | Speed | |
|-----|-----------------|---------------|---------------|---------------|---------------|--------------|---|----------|-----------------|---------------|---------------|---------------|---------------|--------------|
| 3 | 1'41.075 * | 22.61* | 32.183 | 27.121 | 19.154 | 203.7 | 14th 74 Daijiro SAKO Red Bull MotoGP Roo JPN Runs=1 Total laps=17 Full laps=14 | 1 | 1'49.216 | 28.442 | 33.755 | 27.598 | 19.421 | 203.7 |
| 4 | 1'40.958 | 22.516 | 32.256 | 27.045 | 19.141 | 203.3 | | 2 | 1'41.551 | 22.631 | 32.429 | 27.340 | 19.151 | 203.7 |
| 5 | 1'41.025 | 22.516 | 32.156 | 26.999 | 19.354 | 204.9 | | 3 | 1'41.373 | 22.534 | 32.570 | 27.092 | 19.177 | 205.3 |
| 6 | 1'41.799 | 22.735 | 32.409 | 27.084 | 19.571 | 205.7 | | 4 | 1'41.576 | 22.797 | 32.471 | 27.183 | 19.125 | 206.1 |
| 7 | 1'41.674 | 22.758 | 32.662 | 27.085 | 19.169 | 206.1 | | 5 | 1'40.706 | 22.484 | 32.120 | 27.028 | 19.074 | 203.7 |
| 8 | 1'41.479 | 22.626 | 32.429 | 27.137 | 19.287 | 205.7 | | 6 | 1'41.888 | 22.933 | 32.693 | 27.039 | 19.223 | 207.2 |
| 9 | 1'41.930 | 22.591 | 32.961 | 27.240 | 19.138 | 206.5 | | 7 | 1'42.984 | 23.004 | 32.453 | 26.912 | 20.615 | 204.5 |
| 10 | 1'41.239 | 22.622 | 32.111 | 27.197 | 19.309 | 205.3 | | 8 | 1'41.363 * | 22.74* | 32.302 | 27.186 | 19.130* | 203.7 |
| 11 | 1'41.076 | 22.481 | 32.389 | 27.186 | 19.020 | 208.8 | | 9 | 1'41.145 | 22.502 | 32.416 | 27.021 | 19.206 | 203.7 |
| 12 | 1'40.820 | 22.393 | 32.098 | 27.243 | 19.086 | 208.0 | | 10 | 1'40.997 | 22.427 | 32.380 | 27.060 | 19.130 | 208.8 |
| 13 | 1'41.399 | 22.325 | 32.582 | 27.206 | 19.286 | 208.0 | | 11 | 1'41.364 | 22.619 | 32.267 | 27.301 | 19.177 | 207.2 |
| 14 | 1'40.913 | 22.781 | 31.988 | 27.094 | 19.050 | 208.4 | | 12 | 1'40.735 | 22.323 | 32.249 | 27.006 | 19.157 | 208.8 |
| 15 | 1'41.846 | 22.475 | 32.665 | 27.115 | 19.591 | 206.5 | | 13 | 1'41.824 | 22.581 | 32.619 | 27.375 | 19.249 | 205.3 |
| 16 | 1'42.311 | 22.913 | 32.237 | 27.250 | 19.911 | 205.7 | | 14 | 1'42.224 * | 22.738 | 32.937 | 27.210 | 19.339* | 202.6 |
| 17 | 1'42.585 | 22.868 | 32.784 | 27.394 | 19.539 | 207.2 | | 15 | 1'40.820 | 22.522 | 32.036 | 27.172 | 19.090 | 203.7 |

| Lap | Lap Time | T1 | T2 | T3 | T4 | Speed | Lap | Lap Time | T1 | T2 | T3 | T4 | Speed |
|----------------------------|--|---------------|---------------|---------------|---------------|--------------|-----|-----------------|---------------|---------------|---------------|---------------|--------------|
| 12th 7 Barry BALTUS | Red Bull MotoGP Roo BEL Runs=1 Total laps=17 Full laps=14 | | | | | | | | | | | | |
| 1 | 1'47.610 | 27.986 | 33.100 | 27.547 | 18.977 | 203.7 | 1 | 1'48.381 | 28.229 | 33.357 | 27.289 | 19.506 | 204.1 |
| 2 | 1'41.969 | 22.695 | 33.043 | 27.181 | 19.050 | 203.3 | 2 | 1'41.527 | 22.647 | 32.474 | 27.157 | 19.249 | 203.0 |
| 3 | 1'41.528 | 22.644 | 32.894 | 27.164 | 18.826 | 204.9 | 3 | 1'41.049 | 22.550 | 32.367 | 27.045 | 19.087 | 205.7 |
| 4 | 1'40.786 | 22.656 | 32.245 | 27.095 | 18.790 | 202.6 | 4 | 1'40.621 | 22.656 | 31.913 | 26.975 | 19.077 | 199.2 |
| 5 | 1'41.958 | 22.691 | 32.178 | 27.263 | 19.826 | 200.0 | 5 | 1'42.151 | 22.657 | 32.338 | 27.337 | 19.819 | 203.3 |
| 6 | 1'41.797 | 22.711 | 32.485 | 27.105 | 19.496 | 204.5 | 6 | 1'41.958 | 22.617 | 32.413 | 27.310 | 19.618 | 207.2 |
| 7 | 1'41.740 | 22.987 | 32.519 | 27.070 | 19.164 | 200.0 | 7 | 1'41.890 | 22.933 | 32.658 | 26.971 | 19.328 | 201.8 |
| 8 | 1'41.497 | 22.661 | 32.559 | 27.106 | 19.171 | 202.2 | 8 | 1'41.998 * | 22.75* | 32.712 | 27.291 | 19.238 | 207.2 |
| 9 | 1'41.507 | 22.893 | 32.584 | 27.052 | 18.978 | 202.2 | 9 | 1'41.225 | 22.540 | 32.390 | 27.144 | 19.151 | 206.5 |
| 10 | 1'41.308 | 22.576 | 32.359 | 27.028 | 19.345 | 202.6 | 10 | 1'41.393 | 22.552 | 32.191 | 27.400 | 19.250 | 202.2 |
| 11 | 1'41.276 * | 22.739 | 32.558* | 27.069 | 18.910 | 201.4 | 11 | 1'41.033 * | 22.552 | 32.367 | 27.158 | 18.956* | 206.8 |
| 12 | 1'41.061 | 22.563 | 32.522 | 27.137 | 18.839 | 204.5 | 12 | 1'41.209 | 22.381 | 32.536 | 27.261 | 19.031 | 207.6 |
| 13 | 1'41.663 * | 22.560 | 32.413 | 27.284 | 19.406* | 205.7 | 13 | 1'41.503 * | 22.418 | 32.604* | 27.196 | 19.285 | 207.2 |
| 14 | 1'41.005 | 22.762 | 32.352 | 26.872 | 19.019 | 202.6 | 14 | 1'41.364 | 22.755 | 32.394 | 27.101 | 19.114 | 207.6 |
| 15 | 1'41.704 | 22.519 | 32.783 | 27.028 | 19.374 | 206.1 | 15 | 1'41.817 * | 23.45* | 32.103 | 27.030 | 19.232 | 203.0 |
| 16 | 1'43.041 | 22.752 | 32.558 | 27.109 | 20.622 | 202.2 | 16 | 1'43.280 | 22.639 | 32.536 | 27.011 | 21.094 | 208.0 |
| 17 | 1'41.960 | 22.688 | 32.766 | 27.219 | 19.287 | 203.3 | 17 | 1'41.509 | 22.959 | 32.179 | 27.217 | 19.154 | 201.4 |

| Lap | Lap Time | T1 | T2 | T3 | T4 | Speed | Lap | Lap Time | T1 | T2 | T3 | T4 | Speed |
|------------------------------|--|---------------|---------------|---------------|---------------|--------------|-----|-----------------|---------------|---------------|---------------|--------|--------------|
| 13th 45 Clément ROUGÉ | Red Bull MotoGP Roo FRA Runs=1 Total laps=17 Full laps=12 | | | | | | | | | | | | |
| 1 | 1'48.610 | 28.103 | 33.683 | 27.384 | 19.440 | 199.2 | 1 | 1'47.084 | 27.587 | 32.969 | 27.251 | 19.277 | 202.2 |
| 2 | 1'41.629 | 22.817 | 32.422 | 27.094 | 19.296 | 203.3 | 2 | 1'41.333 | 22.832 | 32.255 | 27.102 | 19.144 | 205.7 |
| 3 | 1'41.473 | 22.491 | 32.743 | 26.939 | 19.300 | 209.3 | 3 | 1'41.233 | 22.661 | 32.163 | 27.163 | 19.246 | 202.6 |
| 4 | 1'40.864 | 22.444 | 32.359 | 26.947 | 19.114 | 208.0 | 4 | 1'41.128 | 22.833 | 32.201 | 27.091 | 19.003 | 201.4 |
| 5 | 1'41.525 | 22.550 | 32.353 | 26.820 | 19.802 | 205.7 | 5 | 1'42.193 | 22.793 | 32.290 | 27.734 | 19.376 | 204.9 |
| 6 | 1'42.080 * | 22.78!* | 32.799 | 26.907 | 19.585 | 201.1 | 6 | 1'42.025 | 22.789 | 32.140 | 27.655 | 19.441 | 201.4 |
| 7 | 1'41.931 | 23.292 | 32.550 | 26.937 | 19.152 | 203.7 | 7 | 1'41.625 | 22.771 | 32.155 | 27.375 | 19.324 | 202.2 |
| 8 | 1'41.728 | 22.462 | 32.825 | 27.131 | 19.310 | 209.7 | 8 | 1'41.707 | 22.833 | 32.571 | 27.115 | 19.188 | 198.5 |
| 9 | 1'41.537 | 22.610 | 32.839 | 27.012 | 19.076 | 204.1 | 9 | 1'41.587 | 22.570 | 32.571 | 27.213 | 19.233 | 202.2 |
| 10 | 1'41.352 | 22.459 | 32.467 | 27.001 | 19.425 | 205.7 | 10 | 1'41.516 | 22.515 | 32.194 | 27.296 | 19.511 | 206.1 |
| 11 | 1'41.783 * | 22.740 | 32.629 | 27.215* | 19.199 | 208.0 | 11 | 1'41.171 | 22.545 | 32.108 | 27.135 | 19.383 | 206.5 |
| 12 | 1'40.919 * | 22.55.* | 32.300 | 26.984 | 19.081 | 205.7 | 12 | 1'40.756 | 22.639 | 32.160 | 26.856 | 19.101 | 204.9 |
| 13 | 1'41.439 | 22.407 | 32.607 | 27.143 | 19.282 | 204.9 | 13 | 1'41.912 | 22.602 | 32.625 | 27.270 | 19.415 | 201.4 |
| 14 | 1'41.302 | 22.588 | 32.626 | 27.005 | 19.083 | 203.3 | 14 | 1'40.685 | 22.624 | 31.956 | 26.921 | 19.184 | 209.3 |
| 15 | 1'40.993 | 22.475 | 32.307 | 26.945 | 19.266 | 204.1 | | | | | | | |
| 16 | 1'42.077 * | 22.40!* | 32.373 | 27.051 | 20.248 | 206.5 | | | | | | | |
| 17 | 1'42.272 | 22.573 | 33.364 | 26.970 | 19.365 | 205.7 | | | | | | | |

| Lap | Lap Time | T1 | T2 | T3 | T4 | Speed | Lap | Lap Time | T1 | T2 | T3 | T4 | Speed |
|--------------------------|--|---------------|---------------|---------------|---------------|--------------|-----|-----------------|---------------|---------------|---------------|--------|--------------|
| 15th 34 Mario AJI | Red Bull MotoGP Roo INA Runs=1 Total laps=17 Full laps=12 | | | | | | | | | | | | |
| 1 | 1'48.381 | 28.229 | 33.357 | 27.289 | 19.506 | 204.1 | 1 | 1'47.084 | 27.587 | 32.969 | 27.251 | 19.277 | 202.2 |
| 2 | 1'41.527 | 22.647 | 32.474 | 27.157 | 19.249 | 203.0 | 2 | 1'41.333 | 22.832 | 32.255 | 27.102 | 19.144 | 205.7 |
| 3 | 1'41.049 | 22.550 | 32.367 | 27.045 | 19.087 | 205.7 | 3 | 1'41.233 | 22.661 | 32.163 | 27.163 | 19.246 | 202.6 |
| 4 | 1'40.621 | 22.656 | 31.913 | 26.975 | 19.077 | 199.2 | 4 | 1'41.128 | 22.833 | 32.201 | 27.091 | 19.003 | 201.4 |
| 5 | 1'42.151 | 22.657 | 32.338 | 27.337 | 19.819 | 203.3 | 5 | 1'42.193 | 22.793 | 32.290 | 27.734 | 19.376 | 204.9 |
| 6 | 1'41.958 | 22.617 | 32.413 | 27.310 | 19.618 | 207.2 | 6 | 1'42.025 | 22.789 | 32.140 | 27.655 | 19.441 | 201.4 |
| 7 | 1'41.890 | 22.933 | 32.658 | 26.971 | 19.328 | 201.8 | 7 | 1'41.625 | 22.771 | 32.155 | 27.375 | 19.324 | 202.2 |
| 8 | 1'41.998 * | 22.75* | 32.712 | 27.291 | 19.238 | 207.2 | 8 | 1'41.707 | 22.833 | 32.571 | 27.115 | 19.188 | 198.5 |
| 9 | 1'41.225 | 22.540 | 32.390 | 27.144 | 19.151 | 206.5 | 9 | 1'41.587 | 22.570 | 32.571 | 27.213 | 19.233 | 202.2 |
| 10 | 1'41.393 | 22.552 | 32.191 | 27.400 | 19.250 | 202.2 | 10 | 1'41.516 | 22.515 | 32.194 | 27.296 | 19.511 | 206.1 |
| 11 | 1'41.033 * | 22.552 | 32.367 | 27.158 | 18.956* | 206.8 | 11 | 1'41.171 | 22.545 | 32.108 | 27.135 | 19.383 | 206.5 |
| 12 | 1'41.209 | 22.381 | 32.536 | 27.261 | 19.031 | 207.6 | 12 | 1'40.756 | 22.639 | 32.160 | 26.856 | 19.101 | 204.9 |
| 13 | 1'41.503 * | 22.418 | 32.604* | 27.196 | 19.285 | 207.2 | 13 | 1'41.912 | 22.602 | 32.625 | 27.270 | 19.415 | 201.4 |
| 14 | 1'41.364 | 22.755 | 32.394 | 27.101 | 19.114 | 207.6 | 14 | 1'40.685 | 22.624 | 31.956 | 26.921 | 19.184 | 209.3 |
| 15 | 1'41.817 * | 23.45* | 32.103 | 27.030 | 19.232 | 203.0 | | | | | | | |
| 16 | 1'43.280 | 22.639 | 32.536 | 27.011 | 21.094 | 208.0 | | | | | | | |
| 17 | 1'41.509 | 22.959 | 32.179 | 27.217 | 19.154 | 201.4 | | | | | | | |

| Lap | Lap Time | T1 | T2 |
|-----|----------|----|----|
|-----|----------|----|----|



4318 m.

Rookies Cup

myWorld MOTORRAD GRAND PRIX VON ÖSTERREICH

Race Nr. 2

Lap Chart

| Pos | 1 | 2 | 3 | 4 | 5 | 6 | 7 | 8 | 9 | 10 | 11 | 12 | 13 | 14 | 15 | 16 | 17 | 18 | 19 | 20 | 21 | 22 | 23 |
|------|----|----|----|------|----|----|----|----|----|----|----|----|----|----|----|----|----|----|----|----|----|----|----|
| Grid | 11 | 89 | 99 | (56) | 38 | 50 | 30 | 84 | 37 | 5 | 29 | 7 | 28 | 48 | 45 | 34 | 74 | 66 | 88 | 44 | 6 | 55 | 62 |

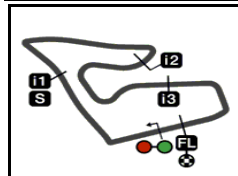
| | | | | | | | | | | | | | | | | | | | | | | |
|------|------|------|------|------|------|----|----|----|----|----|----|----|----|----|----|----|----|----|----|----|----|----|
| 1 | 99 | 89 | 37 | (56) | 5 | 29 | 38 | 84 | 50 | 7 | 66 | 30 | 34 | 48 | 45 | 44 | 28 | 74 | 88 | 6 | 55 | 62 |
| 2 | 99 | 37 | 38 | (56) | 89 | 29 | 5 | 84 | 50 | 66 | 30 | 7 | 34 | 48 | 45 | 74 | 44 | 28 | 88 | 6 | 55 | 62 |
| 3 | 99 | 38 | 37 | (56) | 89 | 29 | 5 | 84 | 66 | 34 | 7 | 30 | 48 | 45 | 50 | 74 | 28 | 88 | 44 | 6 | 55 | 62 |
| 4 | 99 | 38 | 37 | (56) | 89 | 29 | 5 | 34 | 7 | 66 | 48 | 45 | 30 | 50 | 28 | 74 | 84 | 44 | 88 | 6 | 55 | 62 |
| 5 | (56) | 38 | 37 | 99 | 89 | 5 | 29 | 34 | 66 | 7 | 45 | 48 | 30 | 28 | 50 | 74 | 84 | 88 | 44 | 6 | 55 | 62 |
| 6 | (56) | 38 | 37 | 89 | 5 | 66 | 99 | 29 | 7 | 34 | 48 | 28 | 45 | 50 | 74 | 30 | 84 | 88 | 44 | 6 | 55 | 62 |
| 7 | (56) | 38 | 89 | 37 | 5 | 99 | 29 | 7 | 48 | 34 | 66 | 28 | 45 | 84 | 30 | 50 | 74 | 88 | 44 | 6 | 55 | 62 |
| 8 | (56) | 38 | 37 | 99 | 89 | 5 | 29 | 7 | 66 | 28 | 84 | 48 | 34 | 50 | 45 | 30 | 74 | 88 | 44 | 6 | 55 | 62 |
| 9 | 99 | (56) | 37 | 38 | 89 | 29 | 5 | 7 | 34 | 66 | 84 | 28 | 50 | 45 | 48 | 74 | 30 | 88 | 44 | 6 | 55 | 62 |
| 10 | 37 | (56) | 99 | 38 | 89 | 7 | 29 | 5 | 84 | 66 | 34 | 28 | 50 | 48 | 45 | 74 | 30 | 88 | 44 | 6 | 55 | 62 |
| L 11 | 99 | 37 | (56) | 89 | 29 | 38 | 5 | 84 | 7 | 34 | 28 | 66 | 50 | 48 | 74 | 30 | 45 | 44 | 88 | 6 | 55 | 62 |
| a 12 | (56) | 37 | 89 | 38 | 99 | 29 | 84 | 5 | 7 | 28 | 34 | 48 | 66 | 74 | 50 | 30 | 45 | 44 | 88 | 6 | 55 | 62 |
| P 13 | (56) | 37 | 89 | 29 | 99 | 38 | 84 | 5 | 7 | 28 | 48 | 34 | 50 | 66 | 30 | 74 | 45 | 88 | 44 | 6 | 55 | 62 |
| S 14 | (56) | 37 | 89 | 38 | 99 | 29 | 84 | 5 | 28 | 7 | 48 | 34 | 30 | 66 | 50 | 45 | 74 | 88 | 44 | 55 | 6 | 62 |
| 15 | 37 | 38 | 89 | 99 | (56) | 84 | 5 | 29 | 7 | 28 | 48 | 66 | 50 | 30 | 34 | 45 | 74 | 88 | 44 | 55 | 6 | 62 |
| 16 | 37 | (56) | 89 | 99 | 5 | 38 | 84 | 29 | 66 | 28 | 48 | 30 | 45 | 7 | 50 | 74 | 34 | 88 | 55 | 6 | 44 | 62 |
| 17 | (56) | 99 | 29 | 66 | 37 | 84 | 48 | 50 | 30 | 5 | 28 | 7 | 45 | 74 | 34 | 38 | 88 | 55 | 6 | 89 | 44 | 62 |

○ Winner

□ Lapped rider

DORNA DATA PROCESSING TIMING SERVICE DORNA DATA PROCESSING TIMING SERVICE DORNA DATA PROCESSING TIMING SERVICE DORNA DATA PROCESSING TIMING SERVICE DORNA DATA PROCESSING TIMING SERVICE DORNA DATA PROCESSING TIMING SERVICE DORNA DATA PROCESSING TIMING SERVICE DORNA DATA PROCCEESSS





4318 m.

myWorld MOTORRAD GRAND PRIX VON ÖSTERREICH

Race Nr. 2
Analysis by Lap

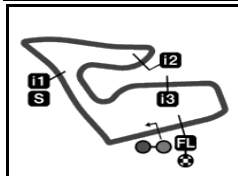
Rookies Cup

Num Lap Time Gap

| Lap | Time | Gap |
|---------------|----------|--------|
| Lap 1 | | |
| 99 | 1'46.417 | |
| 89 | 1'46.506 | 0.089 |
| 37 | 1'46.539 | 0.122 |
| 56 | 1'46.714 | 0.297 |
| 5 | 1'46.754 | 0.337 |
| 29 | 1'46.936 | 0.519 |
| 38 | 1'47.084 | 0.667 |
| 84 | 1'47.207 | 0.790 |
| 50 | 1'47.515 | 1.098 |
| 7 | 1'47.610 | 1.193 |
| 66 | 1'47.884 | 1.467 |
| 30 | 1'48.165 | 1.748 |
| 34 | 1'48.381 | 1.964 |
| 48 | 1'48.497 | 2.080 |
| 45 | 1'48.610 | 2.193 |
| 44 | 1'48.831 | 2.414 |
| 28 | 1'49.165 | 2.748 |
| 74 | 1'49.216 | 2.799 |
| 88 | 1'49.597 | 3.180 |
| 6 | 1'49.707 | 3.290 |
| 55 | 1'50.499 | 4.082 |
| 62 | 1'51.763 | 5.346 |
| Lap 2 | | |
| 99 | 1'41.687 | |
| 37 | 1'41.629 | 0.064 |
| 38 | 1'41.333 | 0.313 |
| 56 | 1'41.755 | 0.365 |
| 89 | 1'42.094 | 0.496 |
| 29 | 1'41.837 | 0.669 |
| 5 | 1'42.087 | 0.737 |
| 84 | 1'41.702 | 0.805 |
| 50 | 1'41.593 | 1.004 |
| 66 | 1'41.406 | 1.186 |
| 30 | 1'41.226 | 1.287 |
| 7 | 1'41.969 | 1.475 |
| 34 | 1'41.527 | 1.804 |
| 48 | 1'41.605 | 1.998 |
| 45 | 1'41.629 | 2.135 |
| 74 | 1'41.551 | 2.663 |
| 44 | 1'42.381 | 3.108 |
| 28 | 1'42.073 | 3.134 |
| 88 | 1'41.883 | 3.376 |
| 6 | 1'42.411 | 4.014 |
| 55 | 1'43.711 | 6.106 |
| 62 | 1'45.652 | 9.311 |
| Lap 3 | | |
| 99 | 1'41.339 | |
| 38 | 1'41.233 | 0.207 |
| 37 | 1'41.497 | 0.222 |
| 56 | 1'41.360 | 0.386 |
| 89 | 1'41.302 | 0.459 |
| 29 | 1'41.328 | 0.658 |
| 5 | 1'41.379 | 0.777 |
| 84 | 1'41.361 | 0.827 |
| 66 | 1'41.568 | 1.415 |
| 34 | 1'41.049 | 1.514 |
| Lap 4 | | |
| 99 | 1'41.299 | |
| 38 | 1'41.128 | 0.036 |
| 37 | 1'41.181 | 0.104 |
| 56 | 1'41.263 | 0.350 |
| 89 | 1'41.278 | 0.438 |
| 29 | 1'41.170 | 0.529 |
| 5 | 1'41.157 | 0.635 |
| 34 | 1'40.621 | 0.836 |
| 7 | 1'40.786 | 1.151 |
| 66 | 1'41.335 | 1.451 |
| 48 | 1'40.863 | 1.737 |
| 45 | 1'40.864 | 1.834 |
| 30 | 1'41.379 | 2.058 |
| 50 | 1'41.048 | 2.166 |
| 28 | 1'40.958 | 2.529 |
| 74 | 1'41.576 | 2.974 |
| 84 | 1'45.343 | 4.871 |
| 44 | 1'42.499 | 5.142 |
| 88 | 1'42.705 | 5.287 |
| 6 | 1'42.246 | 5.958 |
| 55 | 1'42.914 | 9.211 |
| 62 | 1'45.761 | 18.239 |
| Lap 5 | | |
| 56 | 1'41.825 | |
| 38 | 1'42.193 | 0.054 |
| 37 | 1'42.173 | 0.102 |
| 99 | 1'42.418 | 0.243 |
| 89 | 1'42.020 | 0.283 |
| 5 | 1'41.902 | 0.362 |
| 29 | 1'42.282 | 0.636 |
| 34 | 1'42.151 | 0.812 |
| 66 | 1'41.615 | 0.891 |
| 7 | 1'41.958 | 0.934 |
| 45 | 1'41.525 | 1.184 |
| 48 | 1'41.656 | 1.218 |
| 30 | 1'41.451 | 1.334 |
| 28 | 1'41.025 | 1.379 |
| 50 | 1'41.479 | 1.470 |
| 74 | 1'40.706 | 1.505 |
| 84 | 1'40.969 | 3.665 |
| 88 | 1'42.330 | 5.442 |
| 44 | 1'42.553 | 5.520 |
| 6 | 1'42.160 | 5.943 |
| 55 | 1'42.698 | 9.734 |
| 62 | 1'45.638 | 21.702 |
| Lap 6 | | |
| 56 | 1'42.030 | |
| 38 | 1'42.025 | 0.049 |
| 37 | 1'42.045 | 0.117 |
| 89 | 1'41.890 | 0.143 |
| 5 | 1'42.007 | 0.339 |
| 66 | 1'41.643 | 0.504 |
| 99 | 1'42.296 | 0.509 |
| 29 | 1'41.935 | 0.541 |
| 7 | 1'41.797 | 0.701 |
| 34 | 1'41.958 | 0.740 |
| 48 | 1'41.741 | 0.929 |
| 28 | 1'41.799 | 1.148 |
| 45 | 1'42.080 | 1.234 |
| 50 | 1'41.820 | 1.260 |
| 74 | 1'41.888 | 1.363 |
| 30 | 1'42.226 | 1.530 |
| 84 | 1'40.688 | 2.323 |
| 88 | 1'41.879 | 5.291 |
| 44 | 1'41.959 | 5.449 |
| 6 | 1'41.831 | 5.744 |
| 55 | 1'42.668 | 10.372 |
| 62 | 1'45.732 | 25.404 |
| Lap 7 | | |
| 56 | 1'41.610 | |
| 38 | 1'41.625 | 0.064 |
| 89 | 1'41.576 | 0.109 |
| 37 | 1'41.759 | 0.266 |
| 5 | 1'41.649 | 0.378 |
| 99 | 1'41.542 | 0.441 |
| 29 | 1'41.578 | 0.509 |
| 7 | 1'41.740 | 0.831 |
| 48 | 1'41.642 | 0.961 |
| 34 | 1'41.890 | 1.020 |
| 66 | 1'42.155 | 1.049 |
| 28 | 1'41.674 | 1.212 |
| 45 | 1'41.931 | 1.555 |
| 84 | 1'40.871 | 1.584 |
| 30 | 1'41.846 | 1.766 |
| 50 | 1'42.493 | 2.143 |
| 74 | 1'42.984 | 2.737 |
| 88 | 1'42.205 | 5.886 |
| 44 | 1'42.296 | 6.135 |
| 6 | 1'42.111 | 6.245 |
| 55 | 1'42.632 | 11.394 |
| 62 | 1'45.866 | 29.660 |
| Lap 8 | | |
| 56 | 1'41.710 | |
| 38 | 1'41.707 | 0.061 |
| 37 | 1'41.542 | 0.098 |
| 99 | 1'41.500 | 0.231 |
| 89 | 1'41.847 | 0.246 |
| 5 | 1'41.704 | 0.372 |
| 29 | 1'41.707 | 0.506 |
| 7 | 1'41.497 | 0.618 |
| 66 | 1'41.498 | 0.837 |
| 28 | 1'41.479 | 0.981 |
| Lap 9 | | |
| 99 | 1'41.186 | |
| 56 | 1'41.466 | 0.049 |
| 37 | 1'41.439 | 0.120 |
| 38 | 1'41.587 | 0.231 |
| 89 | 1'41.518 | 0.347 |
| 29 | 1'41.326 | 0.415 |
| 5 | 1'41.579 | 0.534 |
| 7 | 1'41.507 | 0.708 |
| 34 | 1'41.225 | 1.116 |
| 66 | 1'41.775 | 1.195 |
| 84 | 1'41.653 | 1.257 |
| 28 | 1'41.930 | 1.494 |
| 50 | 1'41.545 | 1.573 |
| 45 | 1'41.537 | 1.693 |
| 48 | 1'42.208 | 1.978 |
| 74 | 1'41.145 | 2.118 |
| 30 | 1'41.977 | 2.306 |
| 88 | 1'42.373 | 6.738 |
| 44 | 1'42.125 | 6.863 |
| 6 | 1'42.099 | 7.010 |
| 55 | 1'42.861 | 13.684 |
| 62 | 1'45.963 | 38.624 |
| Lap 10 | | |
| 37 | 1'41.308 | |
| 56 | 1'41.504 | 0.125 |
| 99 | 1'41.644 | 0.216 |
| 38 | 1'41.516 | 0.319 |
| 89 | 1'41.483 | 0.402 |
| 7 | 1'41.308 | 0.588 |
| 29 | 1'41.633 | 0.620 |
| 5 | 1'41.668 | 0.774 |
| 84 | 1'41.014 | 0.843 |
| 66 | 1'41.212 | 0.979 |
| 34 | 1'41.393 | 1.081 |
| 28 | 1'41.239 | 1.305 |
| 50 | 1'41.258 | 1.403 |
| 48 | 1'40.921 | 1.471 |
| 45 | 1'41.352 | 1.617 |
| 74 | 1'40.997 | 1.687 |
| 30 | 1'40.986 | 1.864 |
| 88 | 1'42.849 | 8.159 |
| 44 | 1'42.859 | 8.294 |
| 6 | 1'43.117 | 8.699 |
| 55 | 1'43.171 | 15.427 |
| 62 | 1'45.813 | 43.009 |
| Lap 11 | | |
| 99 | 1'40.801 | |
| 37 | 1'41.079 | 0.062 |
| 56 | 1'41.054 | 0.162 |
| 89 | 1'40.852 | 0.237 |
| 29 | 1'40.752 | 0.355 |
| 38 | 1'41.171 | 0.473 |
| 5 | 1'40.775 | 0.532 |
| 84 | 1'40.866 | 0.692 |
| 7 | 1'41.276 | 0.847 |
| 34 | 1'41.033 | 1.097 |
| 28 | 1'41.076 | 1.364 |
| 66 | 1'41.517 | 1.479 |
| 50 | 1'41.234 | 1.620 |
| 48 | 1'41.456 | 1.910 |
| 74 | 1'41.364 | 2.034 |
| 30 | 1'41.368 | 2.215 |
| 45 | 1'41.783 | 2.383 |
| 44 | 1'42.207 | 9.484 |
| 88 | 1'42.461 | 9.603 |
| 6 | 1'47.218 | 14.900 |
| 55 | 1'42.983 | 17.393 |
| 62 | 1'45.940 | 47.932 |
| Lap 12 | | |
| 56 | 1'40.927 | |
| 37 | 1'41.099 | 0.072 |
| 89 | 1'40.936 | 0.084 |
| 38 | 1'40.756 | 0.140 |
| 99 | 1'41.437 | 0.348 |
| 29 | 1'41.128 | 0.394 |
| 84 | 1'40.858 | 0.461 |
| 5 | 1'41.092 | 0.535 |
| 7 | 1'41.061 | 0.819 |
| 28 | 1'40.820 | 1.095 |
| 34 | 1'41.209 | 1.217 |
| 48 | 1'40.555 | 1.376 |
| 66 | 1'41.289 | 1.679 |
| 74 | 1'40.735 | 1.680 |
| 50 | 1'41.284 | 1.815 |
| 30 | 1'40.848 | 1.974 |
| 45 | 1'40.919 | 2.213 |
| 44 | 1'42.362 | 10.757 |
| 88 | 1'42.307 | 10.821 |
| 6 | 1'43.529 | 17.340 |
| 55 | 1'42.449 | 18.753 |
| 62 | 1'45.987 | 52.830 |
| Lap 13 | | |
| 56 | 1'41.618 | |
| 37 | 1'41.600 | 0.054 |
| 89 | 1'41.589 | 0.055 |
| 29 | 1'41.364 | 0.140 |
| 99 | 1'41.547 | 0.277 |
| 38 | 1'41.912 | 0.434 |
| 84 | 1'41.668 | 0.511 |
| 5 | 1'41.721 | 0.638 |
| 7 | 1'41.663 | 0.864 |
| 28 | 1'41.399 | 0.876 |

Lapped rider

DORNA DATA PROCESSING TIMING SERVICE DORNA DATA PROCESSING TIMING SERVICE DORNA DATA PROCESSING TIMING SERVICE DORNA DATA PROCESSING TIMING SERVICE DORNA DATA PROCESSING TIMING SERVICE DORNA DATA PROCESSING TIMING SERVICE DORNA DATA PROCESSING TIMING SERVICE DORNA DATA PROCCEESSS



4318 m.

Rookies Cup

myWorld MOTORRAD GRAND PRIX VON ÖSTERREICH

Championship Classification

| Rider | Nation | Points | SPA | SPA | ITA | NED | NED | GER | GER | AUT | AUT | RSM | ARA | ARA |
|--------------------------|--------|--------|-----|-----|-----|-----|-----|-----|-----|-----|-----|-----|-----|-----|
| 1 TATAY Carlos | SPA | 178 | 20 | 25 | 25 | 25 | 25 | 16 | 20 | 2 | 20 | | | |
| 2 ACOSTA Pedro | SPA | 115 | - | - | 20 | 20 | 1 | 25 | 13 | 25 | 11 | | | |
| 3 KUNII Yuki | JPN | 109 | 25 | 20 | - | 9 | 10 | 20 | 25 | - | - | | | |
| 4 NOGUCHI Haruki | JPN | 107 | 10 | 11 | 16 | 16 | - | 13 | - | 16 | 25 | | | |
| 5 DUPASQUIER Jason | SWI | 87 | 9 | 13 | 10 | 8 | 11 | 8 | 11 | 9 | 8 | | | |
| 6 FELLON Lorenzo | FRA | 83 | 11 | 5 | 11 | 10 | 9 | 11 | 9 | 11 | 6 | | | |
| 7 SALVADOR David | SPA | 75 | 13 | 10 | 13 | 11 | 20 | - | 8 | - | 0 | | | |
| 8 COOK Max | GBR | 65 | 5 | 8 | 3 | - | 13 | 7 | 16 | 6 | 7 | | | |
| 9 VAN EERDE Billy | AUS | 63 | - | - | - | - | 7 | 10 | 10 | 20 | 16 | | | |
| 10 URIARTE Marcos | SPA | 54 | 8 | 9 | - | 13 | 8 | 9 | 6 | 1 | 0 | | | |
| 11 BALTUS Barry | BEL | 52 | 16 | - | 8 | - | 16 | - | - | 8 | 4 | | | |
| 12 VAN DEN GOORBERGH Zor | NED | 44 | 3 | 2 | 1 | 7 | 6 | 2 | 3 | 10 | 10 | | | |
| 13 BERTELLE Matteo | ITA | 37 | 0 | 16 | - | - | - | 5 | 4 | 7 | 5 | | | |
| 14 PLANQUES Gabin | FRA | 34 | 0 | 0 | 0 | 3 | 0 | 4 | 5 | 13 | 9 | | | |
| 15 ESCRIG Alex | SPA | 31 | 4 | 7 | 4 | - | 3 | 6 | 7 | 0 | - | | | |
| 16 ROUGÉ Clément | FRA | 25 | 7 | 3 | 9 | 0 | 0 | 3 | - | - | 3 | | | |
| 17 MARAEV Artem | RUS | 22 | 2 | 0 | 5 | 6 | 4 | 0 | 1 | 4 | 0 | | | |
| 18 HUERTAS Adrian | SPA | 20 | - | - | 7 | - | - | - | - | 0 | 13 | | | |
| 19 AJI Mario | INA | 15 | 6 | 6 | 2 | - | - | - | - | - | 1 | | | |
| 20 HERNANDEZ Nicolas | COL | 15 | - | 4 | 6 | - | 5 | - | - | 0 | 0 | | | |
| 21 SAKO Daijiro | JPN | 13 | - | - | 0 | 2 | 2 | 0 | 2 | 5 | 2 | | | |
| 22 TONN Phillip | GER | 8 | 0 | 0 | - | 4 | 0 | 1 | - | 3 | 0 | | | |
| 23 SCOTT Tyler | USA | 5 | 0 | 0 | 0 | 5 | 0 | 0 | 0 | - | - | | | |
| 24 LIEBENBERG Aidan | RSA | 2 | 0 | 1 | - | 1 | 0 | - | - | 0 | 0 | | | |
| 25 DETTWILER Noah | SWI | 1 | 1 | - | 0 | - | 0 | 0 | 0 | 0 | 0 | | | |

