

5077 m.

RookiesCup

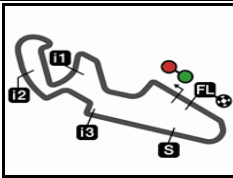
GRAN PREMIO MICHELIN® DE ARAGON

Free Practice Nr. 2

Top Speed & Average



<i>Rider</i>	<i>Nation</i>	<i>Motorcycle</i>	<i>Top 5 speeds</i>					<i>Average</i>	<i>Top</i>
56 Haruki NOGUCHI	JPN	KTM	222.0	215.8	215.4	214.5	212.8	216.1	222.0
37 Pedro ACOSTA	SPA	KTM	220.6	218.0	214.1	210.0	210.0	213.8	220.6
48 Gabin PLANQUES	FRA	KTM	218.9	218.4	217.1	216.2	215.4	217.2	218.9
55 Noah DETTWILER	SWI	KTM	218.0	213.3	212.0	210.8	210.8	213.0	218.0
74 Daijiro SAKO	JPN	KTM	218.0	215.8	215.4	214.1	212.8	215.2	218.0
11 Alex ESCRIG	SPA	KTM	217.5	216.7	215.4	215.0	212.8	215.0	217.5
5 Lorenzo FELLON	FRA	KTM	216.7	216.2	215.8	213.3	212.8	215.0	216.7
38 David SALVADOR	SPA	KTM	216.2	214.1	213.7	212.4	212.4	213.8	216.2
88 Artem MARAEV	RUS	KTM	216.2	211.2	210.0	206.0	205.6	208.6	216.2
50 Jason DUPASQUIER	SWI	KTM	215.8	215.4	215.0	213.3	212.8	214.5	215.8
7 Barry BALTUS	BEL	KTM	215.4	212.0	209.5	208.7	208.7	210.9	215.4
29 Billy VAN EERDE	AUS	KTM	215.4	215.0	215.0	213.3	212.4	213.9	215.4
30 Max COOK	GBR	KTM	215.0	214.1	213.7	213.7	213.3	214.0	215.0
84 Zonta VAN DEN GOORBERGH	NED	KTM	215.0	210.8	210.8	210.0	210.0	210.9	215.0
70 Tyler SCOTT	USA	KTM	213.7	211.6	210.4	207.1	206.7	209.9	213.7
28 Matteo BERTELLE	ITA	KTM	212.8	212.4	211.6	211.2	210.0	211.3	212.8
34 Mario AJI	INA	KTM	212.8	212.0	211.6	211.2	210.8	211.7	212.8
45 Clément ROUGÉ	FRA	KTM	212.4	208.7	207.9	207.5	207.1	208.7	212.4
89 Marcos URIARTE	SPA	KTM	211.6	211.6	210.4	209.5	207.9	210.2	211.6
6 Phillip TONN	GER	KTM	210.0	209.1	206.4	206.0	205.2	206.5	210.0
62 Aidan LIEBENBERG	RSA	KTM	197.7	197.7	197.7	197.7	197.3	197.6	197.7




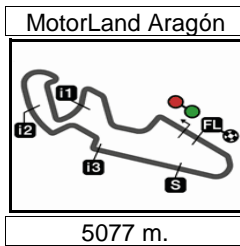
5077 m.

GRAN PREMIO MICHELIN® DE ARAGON

Free Practice Nr. 2

Fastest Laps Sequence

<i>Practice Time</i>	 <i>Rider</i>	<i>Nation</i>	<i>Motorcycle</i>	<i>Time</i>	<i>Km/h</i>	<i>Rider's Lap</i>
4'22.495	7 Barry BALTUS	BEL	KTM	2'06.486	144.4	2
4'22.780	50 Jason DUPASQUIER	SWI	KTM	2'06.091	144.9	2
4'25.750	89 Marcos URIARTE	SPA	KTM	2'05.595	145.5	2
6'27.916	50 Jason DUPASQUIER	SWI	KTM	2'05.136	146.0	3
6'51.045	38 David SALVADOR	SPA	KTM	2'04.520	146.7	3
15'15.639	38 David SALVADOR	SPA	KTM	2'04.054	147.3	7
17'22.576	37 Pedro ACOSTA	SPA	KTM	2'03.595	147.8	8
23'49.522	56 Haruki NOGUCHI	JPN	KTM	2'03.558	147.9	11



Results and timing service provided by TISSOT

RookiesCup

GRAN PREMIO MICHELIN® DE ARAGON

Free Practice Nr. 2

Chronological Analysis of Performances

* Lap / Sector time cancelled **T1** Time from finish line to 1st intermediate **T3** Time from 2nd intermed. to 3rd intermed.
P Crossing the finish line in pit lane **T2** Time from 1st intermed. to 2nd intermed. **T4** Time from 3rd intermediate to finish line

Lap	Lap Time	T1	T2	T3	T4	Speed	Lap	Lap Time	T1	T2	T3	T4	Speed	
1st 56 Haruki NOGUCHI Red Bull MotoGP Roo JPN Runs=2 Total laps=14 Full laps=7							11	2'06.405	34.750	36.747	23.192	31.716	210.4	
1	2'22.640	P	32.271	35.747	23.623	37.599	12	2'03.677	34.670	34.456	22.805	31.746	211.6	
2	2'24.466		28.759	37.733	23.431	32.383	13	2'10.915	*	35.191	36.227*	26.955	32.542	210.0
3	2'06.879	*	35.337	35.088*	23.515	32.939	14	2'03.763	*	34.845	34.394	22.864	31.660*	214.1
4	2'05.649		35.370	34.825	23.357	32.097	4th 30 Max COOK Red Bull MotoGP Roo GBR Runs=2 Total laps=14 Full laps=9							
5	2'06.982		36.866	34.600	23.229	32.287	1	2'23.198	P	31.693	35.704	23.811	37.807	213.3
6	2'04.635		34.896	34.805	22.906	32.028	2	2'25.415		29.018	38.279	23.514	32.438	212.0
7	2'04.511	*	34.856	34.511*	22.991	32.153	3	2'06.438		35.631	35.028	23.707	32.072	213.7
8	2'05.026		34.910	34.823	23.046	32.247	4	2'05.589		35.040	34.698	23.430	32.421	212.0
9	2'05.514	*	35.089	34.914	23.225	32.286*	5	2'06.256		35.587	34.781	23.499	32.389	210.8
10	2'19.662		49.064	35.509	23.174	31.915	6	2'06.433	*	35.250	35.481	23.816	31.886*	215.0
11	2'03.558		34.681	34.486	22.783	31.608	7	2'04.966		35.156	34.918	22.865	32.027	211.2
12	2'05.769		35.513	35.130	22.998	32.128	8	2'04.245		34.776	34.736	22.803	31.930	214.1
13	2'04.756	*	34.993	34.741*	23.034	31.988	9	2'13.791	*	35.289	41.800*	23.628	33.074	203.3
14	2'07.163	*	34.903	34.648	25.125	32.487*	10	2'06.588		35.120	35.214	23.125	33.129	203.6

2nd 37 Pedro ACOSTA Red Bull MotoGP Roo SPA Runs=4 Total laps=14 Full laps=7							
1	2'21.104	P	31.357	35.676	23.613	37.840	202.9
2	2'25.027		29.711	37.567	23.429	32.356	209.5
3	2'05.078		34.741	34.918	23.114	32.305	209.1
4	2'08.179		34.626	38.034	23.492	32.027	209.5
5	2'04.536	*	34.591	34.685*	23.273	31.987	210.0
6	2'10.198		39.567	35.357	23.328	31.946	214.1
7	2'04.859		35.084	35.077	23.180	31.518	220.6
8	2'03.595		34.417	34.745	22.829	31.604	218.0
9	2'13.025	P	35.932	35.375	23.357	38.361	210.0
10	3'02.455		31.583	36.412	24.038	32.415	208.3
11	2'05.087		34.777	35.067	23.219	32.024	208.7
12	2'05.632		35.299	35.194	23.162	31.977	210.0
13	2'15.069	P	36.706	35.802*	24.046	38.515	194.1
14	2'28.209	*	31.731	35.880*	24.701	33.236	204.4

3rd 38 David SALVADOR Red Bull MotoGP Roo SPA Runs=2 Total laps=14 Full laps=5							
1	2'21.171	P	31.213	35.785	23.486	37.728	211.2
2	2'25.354		29.632	37.915	23.341	32.407	210.4
3	2'04.520		34.613	34.676	23.220	32.011	212.4
4	2'10.399	*	36.024	35.243	23.174	35.958*	160.0
5	2'05.561	*	35.223	34.530*	23.811	31.997	216.2
6	2'04.580	*	34.933	34.879	22.856	31.912*	212.4
7	2'04.054		34.687	34.438	22.991	31.938	213.7
8	2'07.769	*	34.914	35.564	23.714	33.577*	186.8
9	2'13.960	*	34.956	42.068	24.120	32.816*	196.3
10	2'04.563		34.860	34.544	23.113	32.046	207.5

5th 89 Marcos URIARTE Red Bull MotoGP Roo SPA Runs=3 Total laps=13 Full laps=7							
1	2'20.155		31.937	35.965	24.231	32.330	209.5
2	2'05.595		34.906	35.024	23.350	32.315	207.1
3	2'05.173		35.006	34.937	23.008	32.222	207.9
4	2'12.812	P	35.021	34.860	23.082	39.849	180.0
5	3'24.004		40.402	45.577	24.782	32.753	205.6
6	2'05.880	*	35.221	34.921*	23.380	32.358	206.4
7	2'05.003		34.922	34.730	23.170	32.181	206.7
8	2'04.994		34.716	34.804	23.193	32.281	207.1
9	2'16.133	P	36.355	36.788	24.628	38.362	199.9
10	3'07.390	*	34.839	35.775*	23.264	32.851	201.7
11	2'04.276		34.581	34.635	23.082	31.978	210.4
12	2'09.276		35.946	36.286	25.028	32.016	211.6
13	2'05.618		34.989	35.333	23.234	32.062	211.6

6th 74 Daijiro SAKO Red Bull MotoGP Roo JPN Runs=2 Total laps=14 Full laps=9							
1	2'18.109		31.394	35.731	23.863	32.441	218.0
2	2'06.595		35.428	35.215	23.454	32.498	210.0
3	2'06.296		35.326	35.127	23.253	32.590	208.3
4	2'06.136		35.251	35.160	23.187	32.538	209.1
5	2'22.317	P	39.674	36.800	25.543	40.300	200.6
6	2'23.681	*	29.795	35.496*	23.291	32.544	207.9

Fastest Lap: Haruki NOGUCHI Red Bull MotoGP Roo JPN 2'03.558 34.681 34.486 22.783 31.608

DORNA DATA PROCESSING TIMING SERVICE DORNA DATA PROCESSING TIMING SERVICE DORNA DATA PROCESSING TIMING SERVICE DORNA DATA PROCESSING TIMING SERVICE DORNA DATA PROCESSING TIMING SERVICE DORNA DATA PROCESSING TIMING SERVICE DORNA DATA PROCESSING TIMING SERVICE DORNA DATA PROCCESSS



Free Practice Nr. 2

RookiesCup

Lap	Lap Time	T1	T2	T3	T4	Speed	Lap	Lap Time	T1	T2	T3	T4	Speed
7	2'06.430	35.323	35.305	23.304	32.498	207.1	13	2'06.441	35.123	35.307	23.386	32.625	206.7
8	2'05.239	35.080	34.961	22.947	32.251	207.1	14	2'05.557 *	34.866	35.226*	23.026	32.439	207.5
9	2'05.055 *	34.973	34.935	22.813	32.334*	208.7	10th 28 Matteo BERTELLE Red Bull MotoGP Roo ITA						
10	2'05.745 *	35.404	35.278*	23.058	32.005	210.4	Runs=2 Total laps=14 Full laps=9						
11	2'04.291	34.821	34.642	23.111	31.717	215.8	1	2'20.923	33.446	36.047	23.997	32.833	211.6
12	2'06.091	35.737	35.084	23.315	31.955	212.8	2	2'06.203	35.339	35.116	23.222	32.526	207.9
13	2'04.955	34.778	34.855	23.428	31.894	215.4	3	2'05.262	35.135	34.840	22.953	32.334	211.2
14	2'05.426	35.065	35.086	23.340	31.935	214.1	4	2'04.934	34.960	34.626	23.130	32.218	212.8
7th 11 Alex ESCRIG Red Bull MotoGP Roo SPA							5	2'20.841 P	41.758	36.215	24.068	38.800	207.1
Runs=2 Total laps=14 Full laps=11							6	2'23.049	30.662	35.367	23.107	32.340	210.0
1	2'21.339 P	31.840	35.789	23.505	37.560	212.8	7	2'05.247	35.052	34.861	22.992	32.342	210.0
2	2'25.846	30.102	38.103	23.324	32.613	210.0	8	2'04.831 *	34.903	34.715*	22.859	32.354	208.7
3	2'06.603	35.414	35.013	23.288	32.888	209.1	9	2'14.865	41.595	37.391	23.425	32.454	208.7
4	2'05.957	35.388	34.979	23.115	32.475	211.2	10	2'04.427	34.915	34.764	22.784	31.964	212.4
5	2'05.039	34.751	34.807	23.079	32.402	208.7	11	2'14.305	36.554	41.244	23.873	32.634	208.3
6	2'06.645	34.989	35.231	23.681	32.744	206.7	12	2'08.671	35.255	37.102	23.723	32.591	207.9
7	2'06.641 *	35.067	35.835*	23.463	32.276	209.5	13	2'05.542	35.027	35.097	23.018	32.400	207.9
8	2'04.391	34.855	34.643	22.820	32.073	212.8	14	2'05.673 *	35.186	34.914	23.101	32.472*	207.9
9	2'07.315	35.927	35.579	23.401	32.408	209.5	11th 7 Barry BALTUS Red Bull MotoGP Roo BEL						
10	2'15.297	37.612	41.569	23.672	32.444	209.5	Runs=2 Total laps=13 Full laps=5						
11	2'04.557	34.773	34.693	23.204	31.887	216.7	1	2'16.009	31.233	35.984	23.418	33.089	200.6
12	2'05.809	35.189	35.611	23.249	31.760	215.4	2	2'06.486	35.135	35.177	23.379	32.795	202.5
13	2'05.442	35.202	34.893	23.661	31.686	215.0	3	2'05.585	34.887	35.035	23.109	32.554	204.0
14	2'04.536	34.943	34.940	22.956	31.697	217.5	4	2'13.513 P	34.916	36.474	24.045	38.078	199.1
8th 50 Jason DUPASQUIE Red Bull MotoGP Roo SWI							5	4'31.516	33.482	35.972	23.062	32.480	208.7
Runs=3 Total laps=13 Full laps=7							6	2'04.561 *	34.708	34.625	23.002	32.226*	207.1
1	2'16.689	31.093	35.671	23.808	32.466	215.0	7	2'04.267 *	34.691	34.530*	23.106	31.940	212.0
2	2'06.091	35.184	35.121	23.502	32.284	210.0	8	2'15.216	36.138	42.045	23.775	33.258	184.2
3	2'05.136	34.956	34.834	23.247	32.099	210.4	9	2'05.004	35.198	34.929	23.008	31.869	215.4
4	2'15.489 P	35.947	36.967*	25.252	37.323	212.0	10	2'04.554	34.606	35.007	22.875	32.066	208.7
5	4'12.330	46.167	38.244	25.187	33.698	201.4	11	2'04.790 *	34.527	34.639*	23.285	32.339	209.5
6	2'13.802 P	36.332	36.958	23.623	36.889	205.2	12	2'07.663 *	35.456	36.332	23.215	32.660*	201.0
7	2'22.130 *	30.146	34.785*	23.053	32.149	210.0	13	2'04.926 *	34.739	34.665*	23.290	32.232*	206.7
8	2'05.068	35.005	35.025	23.304	31.734	215.8	12th 48 Gabin PLANQUES Red Bull MotoGP Roo FRA						
9	2'05.489 *	34.807	34.999*	23.636	32.047	212.8	Runs=2 Total laps=14 Full laps=10						
10	2'04.416	34.700	35.052	22.927	31.737	213.3	1	2'22.907 P	31.824	35.655	24.021	37.720	211.2
11	2'05.701	34.919	35.524	23.528	31.730	215.4	2	2'25.428	30.088	38.293	23.763	32.571	208.3
12	2'07.898	34.956	35.943	24.370	32.629	210.0	3	2'06.570	35.604	35.047	23.611	32.308	211.2
13	2'05.369	35.025	34.574	23.329	32.441	201.7	4	2'05.773	35.354	34.866	23.436	32.117	214.5
9th 5 Lorenzo FELLON Red Bull MotoGP Roo FRA							5	2'06.108	35.156	35.046	23.999	31.907	217.1
Runs=4 Total laps=14 Full laps=7							6	2'06.259	35.064	35.777	23.424	31.994	216.2
1	2'23.421 P	31.787	35.709	23.529	37.513	215.8	7	2'06.122	35.556	35.112	23.526	31.928	218.4
2	2'25.054	29.243	38.165	23.554	32.130	216.7	8	2'05.631 *	34.932	35.040	23.412	32.247*	209.5
3	2'06.333	35.598	35.045	23.709	31.981	216.2	9	2'12.127 *	35.370	39.876*	24.265	32.616	208.3
4	2'05.154	34.999	34.920	23.293	31.942	212.4	10	2'06.117	35.219	35.407	23.357	32.134	211.6
5	2'04.757	34.868	34.837	23.037	32.015	211.6	11	2'05.066	34.905	34.984	23.182	31.995	211.6
6	2'05.511	34.913	35.092	23.230	32.276	209.5	12	2'04.829	34.984	34.869	23.121	31.855	215.4
7	2'09.885	39.524	35.376	22.984	32.001	212.8	13	2'07.637	35.050	35.755	25.046	31.786	218.9
8	2'04.419	34.754	34.760	23.059	31.846	213.3	14	2'04.685	34.908	34.680	23.290	31.807	214.1
9	2'20.087 P	37.560	36.508	24.153	41.866	127.4	13th 29 Billy VAN EERDE Red Bull MotoGP Roo AUS						
10	3'28.953 P	32.964	36.211*	24.185	38.188	206.0	Runs=2 Total laps=14 Full laps=11						
11	2'26.675	31.960	35.544	23.302	32.527	207.5	1	2'21.883	32.225	36.490	24.335	32.521	210.8
12	2'08.431 *	36.394	35.840*	23.631	32.566	207.5							

Fastest Lap: Haruki NOGUCHI Red Bull MotoGP Roo JPN 2'03.558 34.681 34.486 22.783 31.608

DORNA DATA PROCESSING TIMING SERVICE DORNA DATA PROCESSING TIMING SERVICE DORNA DATA PROCESSING TIMING SERVICE DORNA DATA PROCESSING TIMING SERVICE DORNA DATA PROCESSING TIMING SERVICE DORNA DATA PROCESSING TIMING SERVICE DORNA DATA PROCESSING TIMING SERVICE DORNA DATA PROCCEESSS

Free Practice Nr. 2

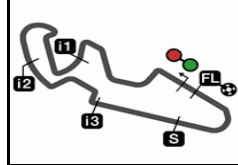
RookiesCup

Lap	Lap Time	T1	T2	T3	T4	Speed	Lap	Lap Time	T1	T2	T3	T4	Speed
2	2'11.002	38.962	35.860	23.912	32.268	211.2	9	4'25.889	41.840	35.963	23.401	32.761	204.0
3	2'06.581	35.244	35.262	23.827	32.248	210.4	10	2'05.903	35.192	35.142	23.241	32.328	207.1
4	2'10.536	38.009	36.218	23.966	32.343	211.2	11	2'13.022 P	35.215	36.132	24.179	37.496	203.6
5	2'11.641 P	35.302	35.151	23.587	37.601	208.7	12	2'33.190 P	31.287	35.838*	24.114	39.009	189.4
6	2'23.042	29.397	35.404	23.597	32.244	211.2	13	2'27.911	31.195	36.708	23.861	33.895	199.9
7	2'05.571	35.191	34.958	23.364	32.058	212.4	17th 88 Artem MARAEV Red Bull MotoGP Roo RUS						
8	2'04.864	35.052	34.863	23.024	31.925	211.6	Runs=1 Total laps=14 Full laps=13						
9	2'04.878	34.806	34.835	23.182	32.055	215.4	1	2'17.115	32.950	36.226	24.219	32.723	216.2
10	2'04.756	34.956	34.807	23.241	31.752	215.0	2	2'07.632	35.500	35.520	23.719	32.893	204.4
11	2'04.705	34.878	34.694	23.229	31.904	213.3	3	2'06.822	35.710	35.204	23.499	32.409	210.0
12	2'05.870	34.987	35.699	23.269	31.915	212.4	4	2'06.073	35.184	34.957	23.681	32.251	211.2
13	2'04.737	35.071	34.671	23.325	31.670	215.0	5	2'09.112	35.600	36.673	23.836	33.003	204.8
14	2'04.701	34.955	34.618	23.127	32.001	211.2	6	2'06.485	35.296	35.187	23.362	32.640	206.0
14th 84 Zonta VAN DEN GO Red Bull MotoGP Roo NED							7	2'05.911	35.245	34.925	23.200	32.541	205.6
Runs=2 Total laps=13 Full laps=10							8	2'11.280	37.671	36.563	24.167	32.879	205.6
1	2'16.861	31.562	35.962	24.085	32.199	215.0	9	2'06.352	35.208	35.090	23.225	32.829	205.6
2	2'20.547	40.891	43.308	23.976	32.372	207.1	10	2'06.071	35.157	35.015	23.221	32.678	204.0
3	2'12.293 P	35.636	35.361	23.628	37.668	208.3	11	2'19.043	37.248	43.855	24.669	33.271	202.5
4	4'21.073	37.706	35.549	23.697	32.397	210.0	12	2'07.830	35.625	35.443	23.490	33.272	204.0
5	2'06.739	35.797	35.177	23.670	32.095	210.8	13	2'08.288	35.775	35.850	23.459	33.204	204.0
6	2'05.635	35.246	35.024	23.326	32.039	210.8	14	2'06.304	35.220	35.018	23.360	32.706	205.2
7	2'05.294	35.085	34.825	23.253	32.131	210.0	18th 55 Noah DETTWILER Red Bull MotoGP Roo SWI						
8	2'16.517	45.566	35.330	23.330	32.291	208.7	Runs=1 Total laps=14 Full laps=12						
9	2'05.442	35.132	34.954	23.277	32.079	210.0	1	2'21.158	32.642	36.852	24.828	32.890	212.0
10	2'19.842	36.203	40.710	30.503	32.426	209.1	2	2'09.663	36.076	36.027	24.414	33.146	208.7
11	2'05.765	35.215	34.977	23.297	32.276	209.1	3	2'09.614 *	36.167	36.077	24.532	32.838*	209.5
12	2'05.594	35.083	34.915	23.286	32.310	210.0	4	2'09.406	36.344	35.972	24.185	32.905	207.1
13	2'07.325	35.141	35.539	23.596	33.049	203.6	5	2'08.450	35.900	35.570	23.974	33.006	208.3
15th 34 Mario AJI Red Bull MotoGP Roo INA							6	2'08.010	35.844	35.514	23.798	32.854	210.0
Runs=4 Total laps=13 Full laps=7							7	2'08.385	35.937	35.864	23.752	32.832	209.1
1	2'22.936 P	31.296	35.564	23.890	38.144	211.6	8	2'07.720	35.702	35.473	23.840	32.705	208.7
2	2'25.466	28.736	38.694	23.430	32.411	210.8	9	2'15.815	43.322	35.920	23.961	32.612	213.3
3	2'05.894	35.145	34.933	23.329	32.487	208.3	10	2'08.243	36.287	35.974	23.787	32.195	218.0
4	2'06.281	35.104	34.989	23.435	32.753	206.4	11	2'07.082	35.452	35.396	23.545	32.689	210.8
5	2'06.839	36.389	34.755	23.585	32.110	212.0	12	2'06.738	35.580	35.100	23.584	32.474	210.8
6	2'06.162	35.277	35.020	23.510	32.355	212.8	13	2'08.761	37.258	35.223	23.517	32.763	209.1
7	2'12.105 P	35.081	35.143	23.018	38.863	211.2	14	2'07.055	35.517	35.238	23.582	32.718	210.4
8	3'50.718 P	40.585	48.876	30.107	40.374	195.2	19th 6 Phillip TONN Red Bull MotoGP Roo GER						
9	2'29.524	35.916	35.548	23.571	33.937	196.3	Runs=3 Total laps=13 Full laps=3						
10	2'05.594	34.983	35.049	23.199	32.363	207.5	1	2'22.792	33.801	36.527	23.772	33.093	205.2
11	2'08.307	36.836	35.385	23.365	32.721	205.2	2	2'08.614	36.040	35.639	23.680	33.255	201.7
12	2'06.944	35.457	35.207	23.548	32.732	205.6	3	2'08.790 *	36.327	35.710*	24.028	32.725*	209.1
13	2'07.937 *	35.278	35.655	23.903	33.101*	202.9	4	2'14.653	41.530	35.939	23.809	33.375	204.0
16th 45 Clément ROUGÉ Red Bull MotoGP Roo FRA							5	2'07.476 *	35.680	35.510*	23.495	32.791	205.2
Runs=5 Total laps=13 Full laps=5							6	2'06.810	35.445	35.305	23.256	32.804	205.2
1	2'24.849	32.057	36.150	24.060	32.499	212.4	7	2'14.009 P	35.482	36.020	23.634	38.873	206.0
2	2'07.167	35.588	35.491	23.461	32.627	206.4	8	3'45.548	34.313	36.708	24.886	32.969	204.4
3	2'06.812	35.409	35.348	23.365	32.690	204.8	9	2'08.059 *	35.708	35.545*	23.684	33.122*	202.5
4	2'06.291	35.280	35.164	23.260	32.587	204.8	10	2'16.264 P	36.951	36.495*	24.393	38.425	203.3
5	2'16.959 P	37.227	40.267	23.298	36.167	208.7	11	2'30.325	30.682	35.996	23.650	32.907	205.2
6	2'26.413	29.036	35.376	23.404	32.725	206.0	12	2'06.505 *	35.452	35.176	23.391	32.486*	206.4
7	2'06.269	35.286	35.283	23.333	32.367	207.9	13	2'06.285 *	35.372	35.225	23.105	32.583*	210.0
8	2'11.322 P	35.197	35.084	23.254	37.787	207.5							

Fastest Lap: Haruki NOGUCHI Red Bull MotoGP Roo JPN **2'03.558** 34.681 34.486 22.783 31.608


DORNA DATA PROCESSING TIMING SERVICE DORNA DATA PROCESSING TIMING SERVICE DORNA DATA PROCESSING TIMING SERVICE DORNA DATA PROCESSING TIMING SERVICE DORNA DATA PROCESSING TIMING SERVICE DORNA DATA PROCESSING TIMING SERVICE DORNA DATA PROCESSING TIMING SERVICE DORNA DATA PROCCEESSS





5077 m.

GRAN PREMIO MICHELIN® DE ARAGON**Free Practice Nr. 2****Combined Free Practice Times****Rookies Cup**

	<i>Rider</i>	<i>Nation</i>	<i>Team</i>	<i>MOTORCYCLE</i>	<i>FP1</i>	<i>FP2</i>	<i>Gap</i>		
1	56 H.NOGUCHI	JPN	Red Bull MotoGP Rookies Cup	KTM	2'04.360	13	2'03.558	11	
2	37 P.ACOSTA	SPA	Red Bull MotoGP Rookies Cup	KTM	2'03.620	13	2'03.595	8	0.037 0.037
3	38 D.SALVADOR	SPA	Red Bull MotoGP Rookies Cup	KTM	2'03.890	13	2'03.677	12	0.119 0.082
4	89 M.URIASTE	SPA	Red Bull MotoGP Rookies Cup	KTM	2'04.012	12	2'04.276	11	0.454 0.335
5	34 M.AJI	INA	Red Bull MotoGP Rookies Cup	KTM	2'04.152	7	2'05.594	10	0.594 0.140
6	30 M.COOK	GBR	Red Bull MotoGP Rookies Cup	KTM	2'04.441	7	2'04.245	8	0.687 0.093
7	74 D.SAKO	JPN	Red Bull MotoGP Rookies Cup	KTM	2'05.437	12	2'04.291	11	0.733 0.046
8	11 A.ESCRIG	SPA	Red Bull MotoGP Rookies Cup	KTM	2'04.586	7	2'04.391	8	0.833 0.100
9	50 J.DUPASQUIER	SWI	Red Bull MotoGP Rookies Cup	KTM	2'04.552	14	2'04.416	10	0.858 0.025
10	5 L.FELLON	FRA	Red Bull MotoGP Rookies Cup	KTM	2'05.203	9	2'04.419	8	0.861 0.003
11	28 M.BERTELLE	ITA	Red Bull MotoGP Rookies Cup	KTM	2'05.214	10	2'04.427	10	0.869 0.008
12	7 B.BALTUS	BEL	Red Bull MotoGP Rookies Cup	KTM	2'04.499	7	2'04.554	10	0.941 0.072
13	48 G.PLANQUES	FRA	Red Bull MotoGP Rookies Cup	KTM	2'05.468	7	2'04.685	14	1.127 0.186
14	29 B.VAN EERDE	AUS	Red Bull MotoGP Rookies Cup	KTM	2'04.738	13	2'04.701	14	1.143 0.016
15	45 C.ROUGÉ	FRA	Red Bull MotoGP Rookies Cup	KTM	2'04.891	9	2'05.903	10	1.333 0.190
16	84 Z.VAN DEN GOOI	NED	Red Bull MotoGP Rookies Cup	KTM	2'05.063	11	2'05.294	7	1.505 0.172
17	88 A.MARAEV	RUS	Red Bull MotoGP Rookies Cup	KTM	2'06.341	13	2'05.911	7	2.353 0.848
18	55 N.DETTWILER	SWI	Red Bull MotoGP Rookies Cup	KTM	2'07.679	14	2'06.738	12	3.180 0.827
19	6 P.TONN	GER	Red Bull MotoGP Rookies Cup	KTM	2'06.902	6	2'06.810	6	3.252 0.072
20	70 T.SCOTT	USA	Red Bull MotoGP Rookies Cup	KTM	2'10.722	11	2'08.070	14	4.512 1.260
21	62 A.LIEBENBERG	RSA	Red Bull MotoGP Rookies Cup	KTM	2'11.087	14	2'12.247	8	7.529 3.017

Pole Position Record:	2018	Xavier ARTIGAS	2'01.441	150.5 Km/h
Best Race Lap:	2015	Raul FERNANDEZ	2'01.603	150.3 Km/h
All Time Lap Record:	2018	Xavier ARTIGAS	2'01.441	150.5 Km/h

The results are provisional until the end of the limit for protest and appeals.

Time limit for protest expires 60' after publication of the results - Mr. Time:

DORNA DATA PROCESSING TIMING SERVICE DORNA DATA PROCESSING TIMING SERVICE DORNA DATA PROCESSING TIMING SERVICE DORNA DATA PROCESSING TIMING SERVICE DORNA DATA PROCESSING TIMING SERVICE DORNA DATA PROCESSING TIMING SERVICE DORNA DATA PROCESSING TIMING SERVICE DORNA DATA PROCESSING TIMING SERVICE DORNA DATA PROCESSING TIMING SERVICE DORNA DATA PROCESSING