MotorLand Aragón

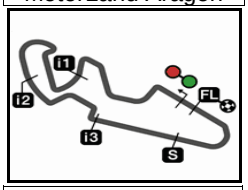

5077 m.

Results and timing service provided by TISSOT

RookiesCup

GRAN PREMIO MICHELIN® DE ARAGON

Qualifying Practice

Classification

		Rider	Nation	Team	Motorcycle	Time	Lap	Total	Gap		Top Speed
1	89	**Marcos URIARTE**	SPA	Red Bull MotoGP Rookies Cup	KTM	**2'03.377**	3	11			**218.9**
2	38	**David SALVADOR**	SPA	Red Bull MotoGP Rookies Cup	KTM	**2'03.631**	4	11	0.254	0.254	**213.3**
3	11	**Alex ESCRIG**	SPA	Red Bull MotoGP Rookies Cup	KTM	**2'03.668**	9	12	0.291	0.037	**215.4**
4	56	**Haruki NOGUCHI**	JPN	Red Bull MotoGP Rookies Cup	KTM	**2'03.693**	5	11	0.316	0.025	**216.2**
5	34	**Mario AJI**	INA	Red Bull MotoGP Rookies Cup	KTM	**2'03.879**	9	12	0.502	0.186	**215.0**
6	74	**Daijiro SAKO**	JPN	Red Bull MotoGP Rookies Cup	KTM	**2'03.941**	7	12	0.564	0.062	**215.4**
7	5	**Lorenzo FELLON**	FRA	Red Bull MotoGP Rookies Cup	KTM	**2'04.089**	7	12	0.712	0.148	**216.2**
8	84	**Zonta VAN DEN GOORBE**	NED	Red Bull MotoGP Rookies Cup	KTM	**2'04.186**	11	11	0.809	0.097	**210.4**
9	37	**Pedro ACOSTA**	SPA	Red Bull MotoGP Rookies Cup	KTM	**2'04.271**	9	12	0.894	0.085	**218.4**
10	7	**Barry BALTUS**	BEL	Red Bull MotoGP Rookies Cup	KTM	**2'04.275**	2	12	0.898	0.004	**212.4**
11	29	**Billy VAN EERDE**	AUS	Red Bull MotoGP Rookies Cup	KTM	**2'04.282**	3	12	0.905	0.007	**221.1**
12	50	**Jason DUPASQUIER**	SWI	Red Bull MotoGP Rookies Cup	KTM	**2'04.465**	11	12	1.088	0.183	**218.4**
13	45	**Clément ROUGÉ**	FRA	Red Bull MotoGP Rookies Cup	KTM	**2'04.468**	2	12	1.091	0.003	**218.4**
14	30	**Max COOK**	GBR	Red Bull MotoGP Rookies Cup	KTM	**2'04.521**	10	12	1.144	0.053	**213.7**
15	28	**Matteo BERTELLE**	ITA	Red Bull MotoGP Rookies Cup	KTM	**2'04.586**	11	11	1.209	0.065	**218.4**
16	48	**Gabin PLANQUES**	FRA	Red Bull MotoGP Rookies Cup	KTM	**2'04.800**	4	12	1.423	0.214	**220.6**
17	88	**Artem MARAEV**	RUS	Red Bull MotoGP Rookies Cup	KTM	**2'05.031**	4	12	1.654	0.231	**215.0**
18	6	**Phillip TONN**	GER	Red Bull MotoGP Rookies Cup	KTM	**2'05.430**	5	11	2.053	0.399	**215.0**
19	55	**Noah DETTWILER**	SWI	Red Bull MotoGP Rookies Cup	KTM	**2'06.360**	11	12	2.983	0.930	**211.2**
20	70	**Tyler SCOTT**	USA	Red Bull MotoGP Rookies Cup	KTM	**2'07.361**	12	12	3.984	1.001	**208.3**
21	62	**Aidan LIEBENBERG**	RSA	Red Bull MotoGP Rookies Cup	KTM	**2'11.117**	4	12	7.740	3.756	**197.3**

Practice condition: **Dry**
Air: 26°
Humidity: 49%
Ground: 31°

Fastest Lap:	Lap: 3	**Marcos URIARTE**	**2'03.377**	148.1 Km/h
Best Race Lap:	2015	**Raul FERNANDEZ**	**2'01.603**	150.3 Km/h
All Time Lap Record:	2018	**Xavier ARTIGAS**	**2'01.441**	150.5 Km/h

The results are provisional until the end of the limit for protest and appeals.

Time limit for protest expires 30' after publication of the results - ..... Time: .....

DORNA DATA PROCESSING .TIMING SERVICE DORNA DATA PROCESSING TIMING SERVICE DORNA DATA PROCESSING TIMING SERVICE DORNA DATA PROCESSING TIMING SERVICE DORNA DATA PROCESSING TIMING SERVICE DORNA DATA PROCESSING TIMING SERVICE DORNA DATA PROCESSING TIMING SERVICE DORNA DATA PROCCEESSS

Alcañiz, Friday, September 20, 2019

MotorLand Aragón

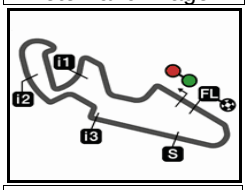

5077 m.

Results and timing service provided by TISSOT

RookiesCup

GRAN PREMIO MICHELIN® DE ARAGON

Qualifying Practice

Top Speed & Average

	Rider	Nation	Motorcycle	Top 5 speeds					Average	Top
29	**Billy VAN EERDE**	**AUS**	KTM	221.1	218.4	213.3	212.4	212.0	215.4	**221.1**
48	**Gabin PLANQUES**	**FRA**	KTM	220.6	217.1	216.7	213.3	212.8	216.1	**220.6**
89	**Marcos URIARTE**	**SPA**	KTM	218.9	216.2	215.4	212.4	212.0	215.0	**218.9**
28	**Matteo BERTELLE**	**ITA**	KTM	218.4	217.5	216.2	215.0	211.6	215.7	**218.4**
37	**Pedro ACOSTA**	**SPA**	KTM	218.4	213.3	212.0	211.6	210.8	213.2	**218.4**
45	**Clément ROUGÉ**	**FRA**	KTM	218.4	211.6	210.0	209.5	208.7	211.6	**218.4**
50	**Jason DUPASQUIER**	**SWI**	KTM	218.4	213.7	212.8	210.8	209.1	213.0	**218.4**
5	**Lorenzo FELLON**	**FRA**	KTM	216.2	215.4	212.8	208.7	207.1	212.0	**216.2**
56	**Haruki NOGUCHI**	**JPN**	KTM	216.2	212.8	212.4	211.2	210.0	212.5	**216.2**
11	**Alex ESCRIG**	**SPA**	KTM	215.4	212.4	210.8	210.4	210.0	211.8	**215.4**
74	**Daijiro SAKO**	**JPN**	KTM	215.4	214.5	213.7	212.4	210.8	213.4	**215.4**
6	**Phillip TONN**	**GER**	KTM	215.0	211.6	211.2	207.9	207.5	210.6	**215.0**
34	**Mario AJI**	**INA**	KTM	215.0	214.1	214.1	213.7	213.7	214.1	**215.0**
88	**Artem MARAEV**	**RUS**	KTM	215.0	214.1	214.1	208.7	207.5	211.2	**215.0**
30	**Max COOK**	**GBR**	KTM	213.7	212.8	212.0	210.0	209.5	211.6	**213.7**
38	**David SALVADOR**	**SPA**	KTM	213.3	210.8	210.4	208.7	208.3	210.3	**213.3**
7	**Barry BALTUS**	**BEL**	KTM	212.4	212.4	209.5	209.5	207.1	210.2	**212.4**
55	**Noah DETTWILER**	**SWI**	KTM	211.2	209.1	208.3	207.9	207.1	208.5	**211.2**
84	**Zonta VAN DEN GOORBERGH**	**NED**	KTM	210.4	207.9	207.5	207.5	207.1	208.1	**210.4**
70	**Tyler SCOTT**	**USA**	KTM	208.3	207.1	206.4	205.2	205.2	206.4	**208.3**
62	**Aidan LIEBENBERG**	**RSA**	KTM	197.3	196.3	195.2	194.8	194.5	195.6	**197.3**

DORNA DATA PROCESSING ,TIMING SERVICE DORNA DATA PROCESSING TIMING SERVICE DORNA DATA PROCESSING TIMING SERVICE DORNA DATA PROCESSING TIMING SERVICE DORNA DATA PROCESSING TIMING SERVICE DORNA DATA PROCESSING TIMING SERVICE DORNA DATA PROCESSING TIMING SERVICE DORNA DATA PROCCEESSS

Alcañiz, Friday, September 20, 2019

MotorLand Aragón

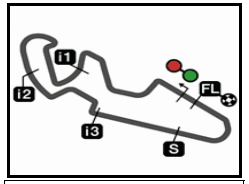

5077 m.

Results and timing service provided by TISSOT

RookiesCup

GRAN PREMIO MICHELIN® DE ARAGON

Qualifying Practice

Best Partial Times

IT *Ideal Lap Time, sum of the best partial times* ***BT*** *Best Lap Time*

T1			T2		T3		T4	
Pos	Rider	Time	Rider	Time	Rider	Time	Rider	Time
1	B.BALTUS	34.223	B.VAN EERDE	34.311	D.SALVADOR	22.710	M.URIARTE	31.449
2	**D.SALVADOR**	**34.338**	**H.NOGUCHI**	**34.361**	**B.BALTUS**	**22.742**	**J.DUPASQUIER**	**31.515**
3	H.NOGUCHI	34.418	A.ESCRIG	34.377	L.FELLON	22.763	C.ROUGÉ	31.536
4	**M.URIARTE**	**34.461**	**M.URIARTE**	**34.442**	**H.NOGUCHI**	**22.769**	**H.NOGUCHI**	**31.560**
5	M.COOK	34.469	D.SALVADOR	34.467	M.AJI	22.773	L.FELLON	31.594
6	**J.DUPASQUIER**	**34.470**	**B.BALTUS**	**34.468**	**D.SAKO**	**22.787**	**G.PLANQUES**	**31.620**
7	M.AJI	34.474	Z.VAN DEN GOO	34.505	M.COOK	22.789	A.ESCRIG	31.646
8	**L.FELLON**	**34.495**	**J.DUPASQUIER**	**34.522**	**C.ROUGÉ**	**22.799**	**D.SALVADOR**	**31.650**
9	Z.VAN DEN GOO	34.504	L.FELLON	34.527	A.ESCRIG	22.823	B.VAN EERDE	31.651
10	**P.ACOSTA**	**34.557**	**A.MARAEV**	**34.583**	**M.BERTELLE**	**22.828**	**M.AJI**	**31.654**
11	A.ESCRIG	34.581	C.ROUGÉ	34.587	M.URIARTE	22.838	A.MARAEV	31.767
12	**M.BERTELLE**	**34.616**	**D.SAKO**	**34.590**	**Z.VAN DEN GOO**	**22.941**	**M.COOK**	**31.789**
13	C.ROUGÉ	34.642	M.BERTELLE	34.614	P.ACOSTA	22.947	D.SAKO	31.790
14	**D.SAKO**	**34.699**	**M.COOK**	**34.622**	**J.DUPASQUIER**	**22.968**	**P.ACOSTA**	**31.847**
15	A.MARAEV	34.724	P.ACOSTA	34.645	B.VAN EERDE	23.033	M.BERTELLE	31.849
16	**P.TONN**	**34.746**	**G.PLANQUES**	**34.680**	**P.TONN**	**23.047**	**B.BALTUS**	**31.897**
17	B.VAN EERDE	34.752	M.AJI	34.761	G.PLANQUES	23.075	Z.VAN DEN GOO	32.054
18	**G.PLANQUES**	**34.766**	**N.DETTWILER**	**35.018**	**A.MARAEV**	**23.091**	**P.TONN**	**32.294**
19	N.DETTWILER	35.232	P.TONN	35.059	N.DETTWILER	23.437	N.DETTWILER	32.488
20	**T.SCOTT**	**35.297**	**T.SCOTT**	**35.431**	**T.SCOTT**	**23.622**	**T.SCOTT**	**32.700**
21	A.LIEBENBERG	36.353	A.LIEBENBERG	36.542	A.LIEBENBERG	24.314	A.LIEBENBERG	33.744

Pos	Rider	IT	BT	
1	**H.NOGUCHI**	2'03.108	2'03.693	(4)
2	**D.SALVADOR**	2'03.165	2'03.631	(2)
3	**M.URIARTE**	2'03.190	2'03.377	(1)
4	**B.BALTUS**	2'03.330	2'04.275	(10)
5	**L.FELLON**	2'03.379	2'04.089	(7)
6	**A.ESCRIG**	2'03.427	2'03.668	(3)
7	**J.DUPASQUIE**	2'03.475	2'04.465	(12)
8	**C.ROUGÉ**	2'03.564	2'04.468	(13)
9	**M.AJI**	2'03.662	2'03.879	(5)
10	**M.COOK**	2'03.669	2'04.521	(14)
11	**B.VAN EERDE**	2'03.747	2'04.282	(11)
12	**D.SAKO**	2'03.866	2'03.941	(6)
13	**M.BERTELLE**	2'03.907	2'04.586	(15)
14	**P.ACOSTA**	2'03.996	2'04.271	(9)
15	**Z.VAN DEN G**	2'04.004	2'04.186	(8)
16	**G.PLANQUES**	2'04.141	2'04.800	(16)
17	**A.MARAEV**	2'04.165	2'05.031	(17)
18	**P.TONN**	2'05.146	2'05.430	(18)
19	**N.DETTWILER**	2'06.175	2'06.360	(19)
20	**T.SCOTT**	2'07.050	2'07.361	(20)
21	**A.LIEBENBER**	2'10.953	2'11.117	(21)

DORNA DATA PROCESSING .TIMING SERVICE DORNA DATA PROCESSING TIMING SERVICE DORNA DATA PROCESSING TIMING SERVICE DORNA DATA PROCESSING TIMING SERVICE DORNA DATA PROCESSING TIMING SERVICE DORNA DATA PROCESSING TIMING SERVICE DORNA DATA PROCESSING TIMING SERVICE DORNA DATA PROCCESSS

MotorLand Aragón

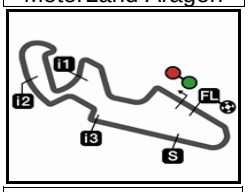

5077 m.

Results and timing service provided by TISSOT

RookiesCup

GRAN PREMIO MICHELIN® DE ARAGON

Qualifying Practice

Fastest Laps Sequence

Practice Time		Rider	Nation	Motorcycle	Time	Km/h	Rider's Lap
4'19.281	38	**David SALVADOR**	SPA	KTM	**2'04.136**	147.2	2
4'22.617	56	**Haruki NOGUCHI**	JPN	KTM	**2'03.847**	147.5	2
6'26.864	89	**Marcos URIARTE**	SPA	KTM	**2'03.377**	148.1	3

DORNA DATA PROCESSING _TIMING SERVICE DORNA DATA PROCESSING TIMING SERVICE DORNA DATA PROCESSING TIMING SERVICE DORNA DATA PROCESSING TIMING SERVICE DORNA DATA PROCESSING TIMING SERVICE DORNA DATA PROCESSING TIMING SERVICE DORNA DATA PROCESSING TIMING SERVICE DORNA DATA PROCESSING TIMING SERVICE DORNA DATA PROCCEESSS

Alcañiz, Friday, September 20, 2019

MotorLand Aragón

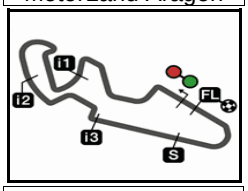

5077 m.

Results and timing service provided by TISSOT

RookiesCup

GRAN PREMIO MICHELIN® DE ARAGON

Qualifying Practice

Chronological Analysis of Performances

** Lap / Sector time cancelled*
P Crossing the finish line in pit lane
T1 Time from finish line to 1st intermediate
T2 Time from 1st intermed. to 2nd intermed.
T3 Time from 2nd intermed. to 3rd intermed.
T4 Time from 3rd intermediate to finish line

1st 89 Marcos URIARTE — Red Bull MotoGP Roo SPA

Runs=3 Total laps=11 Full laps=4

Lap	Lap Time		T1	T2	T3	T4	Speed
1	2'18.501		31.802	36.111	23.592	32.625	209.5
2	2'04.986	*	34.809	34.883*	23.222	32.072	211.6
3	**2'03.377**		34.648	34.442	22.838	31.449	218.9
4	**2'08.227**		34.915	38.178	23.350	31.784	215.4
5	2'06.091	*	34.558	34.965	24.623	31.945*	216.2
6	**2'10.633**		35.073	39.572	23.922	32.066	212.4
7	2'08.928	P	34.461	34.605*	22.971	36.891	206.7
8	3'34.759		35.121	41.343	26.683	34.035	201.7
9	2'10.992	P	34.781	34.914	23.496	37.801	203.6
10	2'47.495		29.138	34.796	23.061	32.258	207.1
11	**2'04.564**		34.487	34.969	23.384	31.724	212.0

2nd 38 David SALVADOR — Red Bull MotoGP Roo SPA

Runs=3 Total laps=11 Full laps=7

Lap	Lap Time		T1	T2	T3	T4	Speed
1	2'15.145		30.744	35.714	24.164	32.525	206.4
2	**2'04.136**		34.590	34.686	22.710	32.150	207.5
3	**2'08.876**		38.445	34.552	23.624	32.255	208.7
4	**2'03.631**		34.632	34.467	22.882	31.650	213.3
5	**2'11.867**		34.338	37.262	28.157	32.110	210.8
6	2'11.499	P	34.490	35.744	23.003	38.262	206.4
7	4'02.073	P	1'03.290	36.388*	23.045	38.557	200.6
8	2'21.359		28.410	35.688	22.987	32.063	208.3
9	**2'08.629**		34.396	34.574	23.468	36.191	146.0
10	**2'05.972**		34.448	34.562	24.301	32.661	210.4
11	**2'10.364**		34.772	35.027	23.276	37.289	149.8

3rd 11 Alex ESCRIG — Red Bull MotoGP Roo SPA

Runs=1 Total laps=12 Full laps=6

Lap	Lap Time		T1	T2	T3	T4	Speed
1	2'14.056		31.484	35.974	23.581	32.341	206.0
2	**2'05.870**		35.957	34.673	23.091	32.149	210.0
3	**2'06.086**		34.582	34.723	24.711	32.070	207.9
4	2'08.227	*	34.837	36.981*	24.009	32.400	206.7
5	**2'10.319**		34.847	35.440	24.835	35.197	177.6
6	2'09.862	*	35.782	37.925	24.005	32.150*	210.4
7	**2'03.813**		34.688	34.377	22.823	31.925	210.8
8	2'13.009	*	35.155	42.597	23.217	32.040*	208.3
9	**2'03.668**		34.581	34.559	22.882	31.646	215.4
10	2'12.918	*	36.296	37.870*	23.304	35.448	177.0
11	**2'05.140**		34.888	34.755	23.477	32.020	212.4
12	2'10.916	*	34.827	35.567*	24.920	35.602	197.0

4th 56 Haruki NOGUCHI — Red Bull MotoGP Roo JPN

Runs=3 Total laps=11 Full laps=5

Lap	Lap Time		T1	T2	T3	T4	Speed
1	2'18.770		33.834	36.050	23.518	32.379	212.4
2	**2'03.847**		34.890	34.497	22.900	31.560	216.2
3	2'03.290	*	34.601	34.131*	22.820	31.738	212.8
4	**2'10.938**		39.284	35.150	23.817	32.687	202.5
5	**2'03.693**		34.443	34.361	22.846	32.043	208.7
6	2'17.225	P	36.308	39.580	24.010	37.327	211.2
7	3'11.030	P	1'03.358	36.841	23.800	37.090	206.0
8	3'08.379	*	53.755	34.728*	22.776	31.918	210.0
9	**2'10.874**		34.522	36.192	23.575	36.585	167.2
10	2'03.398	*	34.418	34.189*	22.769	32.022	208.3
11	**2'12.097**		36.194	35.428	23.612	36.863	169.5

5th 34 Mario AJI — Red Bull MotoGP Roo INA

Runs=1 Total laps=12 Full laps=7

Lap	Lap Time		T1	T2	T3	T4	Speed
1	2'16.314		32.300	35.227	23.762	32.537	213.7
2	**2'04.743**		34.924	34.876	23.106	31.837	215.0
3	2'06.366	*	35.775	34.886*	23.493	32.212	214.1
4	**2'05.004**		34.603	35.161	23.249	31.991	214.1
5	2'09.467	*	34.474	35.378*	25.115	34.500	198.0
6	2'08.412	*	35.404	36.829*	24.128	32.051	210.0
7	**2'09.043**		34.661	39.183	23.153	32.046	213.7
8	**2'11.904**		34.675	34.870	23.095	39.264	162.9
9	**2'03.879**		34.691	34.761	22.773	31.654	212.4
10	**2'08.481**		36.215	36.120	23.657	32.489	201.4
11	**2'05.111**		34.591	34.995	23.447	32.078	209.5
12	2'14.321	*	40.859	34.843	23.258	35.361*	168.5

6th 74 Daijiro SAKO — Red Bull MotoGP Roo JPN

Runs=1 Total laps=12 Full laps=9

Lap	Lap Time		T1	T2	T3	T4	Speed
1	2'17.648		32.420	36.718	23.769	32.152	213.7
2	**2'05.169**		34.871	35.324	23.108	31.866	215.4
3	**2'05.164**		35.184	34.862	23.328	31.790	210.8
4	**2'06.590**		35.244	35.178	23.791	32.377	202.1
5	2'07.735	*	34.955	35.108	24.983	32.689*	210.4
6	**2'12.712**		36.522	40.557	23.552	32.081	209.1
7	**2'03.941**		34.729	34.590	22.787	31.835	214.5
8	**2'11.593**		35.689	40.571	23.275	32.058	207.5
9	**2'08.778**		37.647	35.942	23.200	31.989	207.9
10	**2'05.938**		34.699	35.428	23.161	32.650	199.5
11	**2'07.846**		35.855	36.624	23.427	31.940	212.4
12	2'08.626	*	35.167	35.486	24.743	33.230*	201.0

7th 5 Lorenzo FELLON — Red Bull MotoGP Roo FRA

Runs=3 Total laps=12 Full laps=6

Lap	Lap Time		T1	T2	T3	T4	Speed
1	2'16.823		31.499	35.728	23.584	32.389	212.8
2	**2'04.275**		34.705	34.951	23.025	31.594	216.2
3	2'10.603	P	34.782	34.812	24.124	36.885	215.4

Fastest Lap:	Marcos URIARTE	Red Bull MotoGP Roo	SPA	**2'03.377**	34.648	34.442	22.838	31.449

DORNA DATA PROCESSING -TIMING SERVICE DORNA DATA PROCESSING TIMING SERVICE DORNA DATA PROCESSING TIMING SERVICE DORNA DATA PROCESSING TIMING SERVICE DORNA DATA PROCESSING TIMING SERVICE DORNA DATA PROCESSING TIMING SERVICE DORNA DATA PROCESSING TIMING SERVICE DORNA DATA PROCCEESSS

Alcañiz, Friday, September 20, 2019

Lap	Lap Time		T1	T2	T3	T4	Speed
4	2'20.256		28.364	34.853	22.949	32.340	206.4
5	**2'04.448**		34.624	34.646	22.887	32.291	206.0
6	2'04.042	*	34.746	34.530*	22.828	31.938	208.7
7	**2'04.089**		34.505	34.527	22.809	32.248	206.4
8	**2'04.557**		34.530	34.751	22.798	32.478	207.1
9	2'17.569	P	38.091	36.378*	23.490	39.610	189.4
10	2'30.691		28.587	34.877	22.926	32.263	206.4
11	**2'04.333**		34.495	34.740	22.763	32.335	205.2
12	**2'04.408**		34.605	34.712	22.833	32.258	206.7

8th 84 Zonta VAN DEN GO — Red Bull MotoGP Roo NED

Runs=2 Total laps=11 Full laps=7

Lap	Lap Time		T1	T2	T3	T4	Speed
1	3'22.649		31.248	35.747	23.951	32.519	206.7
2	**2'05.687**		35.122	34.829	23.395	32.341	206.7
3	2'05.101	*	34.826	34.761*	23.256	32.258	207.9
4	**2'04.992**		35.069	34.694	23.128	32.101	207.1
5	**2'04.421**		34.678	34.505	23.131	32.107	206.0
6	2'12.554	P	35.509	34.944	23.363	38.738	205.2
7	4'41.073		30.617	35.463	23.686	32.284	207.5
8	**2'05.381**		34.865	34.873	23.289	32.354	210.4
9	**2'04.198**		34.537	34.524	23.003	32.134	206.0
10	**2'04.464**		34.504	34.666	22.965	32.329	205.2
11	**2'04.186**		34.551	34.640	22.941	32.054	207.5

9th 37 Pedro ACOSTA — Red Bull MotoGP Roo SPA

Runs=1 Total laps=12 Full laps=7

Lap	Lap Time		T1	T2	T3	T4	Speed
1	2'14.265		31.553	36.204	23.602	32.713	206.0
2	**2'05.186**		35.340	34.867	23.070	31.909	213.3
3	2'07.028	*	34.565	36.240	24.150	32.073*	218.4
4	**2'04.440**		34.736	34.910	22.947	31.847	211.6
5	**2'10.199**		38.345	35.066	24.438	32.350	207.5
6	2'09.007	*	35.302	37.562*	24.039	32.104	212.0
7	2'07.112	*	34.685	36.687*	23.118	32.622	206.0
8	**2'12.649**		38.715	38.794	23.141	31.999	210.8
9	**2'04.271**		34.557	34.645	22.975	32.094	207.9
10	**2'08.757**		37.816	35.411	23.445	32.085	206.0
11	**2'09.960**		39.219	35.315	23.271	32.155	208.3
12	2'05.300	*	34.713	35.360*	23.207	32.020	209.1

10th 7 Barry BALTUS — Red Bull MotoGP Roo BEL

Runs=2 Total laps=12 Full laps=4

Lap	Lap Time		T1	T2	T3	T4	Speed
1	2'15.718		30.871	35.529	24.014	32.910	206.7
2	**2'04.275**		34.652	34.892	22.834	31.897	209.5
3	**2'06.202**		34.223	35.077	24.445	32.457	207.1
4	2'05.141	*	34.766	35.533	22.936	31.906*	212.4
5	2'09.905	*	35.021	36.093*	25.870	32.921*	205.6
6	2'16.548	P	35.364	39.590	24.627	36.967	209.5
7	3'06.945	*	59.079	35.134*	31.252	32.531	202.9
8	2'04.626	*	34.729	34.590	22.953	32.354*	202.5
9	**2'04.340**		34.615	34.533	22.781	32.411	201.7
10	**2'04.433**		34.693	34.468	22.881	32.391	202.5
11	2'04.391	*	34.578	34.565*	22.742	32.506	201.4
12	2'11.960	*	38.546	37.515*	23.754	32.145	212.4

11th 29 Billy VAN EERDE — Red Bull MotoGP Roo AUS

Runs=2 Total laps=12 Full laps=5

Lap	Lap Time		T1	T2	T3	T4	Speed
1	2'17.495		32.234	36.345	23.934	32.183	212.4
2	**2'04.954**		34.756	35.249	23.166	31.783	213.3
3	**2'04.282**		34.976	34.311	23.344	31.651	221.1
4	**2'04.773**		34.853	35.070	23.146	31.704	218.4
5	2'09.928	*	34.900	36.188*	25.012	33.828	200.6
6	2'14.011	P	35.637	36.146*	23.990	38.238	204.8
7	3'09.441		1'06.261	37.462	24.342	32.435	206.4
8	**2'04.358**		34.752	34.721	23.033	31.852	210.0
9	2'05.871	*	35.145	35.195*	23.383	32.148	206.7
10	2'06.079	*	35.183	35.675*	23.309	31.912	212.0
11	**2'05.077**		34.804	34.822	23.130	32.321	206.4
12	2'07.447	*	35.415	36.461*	23.376	32.195	207.9

12th 50 Jason DUPASQUIE — Red Bull MotoGP Roo SWI

Runs=1 Total laps=12 Full laps=10

Lap	Lap Time		T1	T2	T3	T4	Speed
1	2'15.646		31.244	35.488	24.107	32.502	209.1
2	**2'04.862**		34.933	34.924	23.237	31.768	212.8
3	**2'04.677**		34.470	34.582	23.420	32.205	205.6
4	**2'07.052**		35.733	36.531	23.273	31.515	218.4
5	**2'09.397**		34.577	35.536	24.725	34.559	196.6
6	**2'08.149**		35.883	36.427	23.391	32.448	205.6
7	2'07.500	*	35.116	36.997	23.198	32.189*	213.7
8	**2'12.039**		36.518	40.326	23.173	32.022	208.7
9	**2'05.043**		35.371	34.623	22.968	32.081	208.3
10	**2'12.858**		35.788	36.356	23.624	37.090	168.2
11	**2'04.465**		34.769	34.522	23.318	31.856	210.8
12	**2'08.291**		35.704	35.140	23.918	33.529	177.9

13th 45 Clément ROUGÉ — Red Bull MotoGP Roo FRA

Runs=1 Total laps=12 Full laps=8

Lap	Lap Time		T1	T2	T3	T4	Speed
1	2'17.009		31.186	35.635	23.512	32.599	208.7
2	**2'04.468**		34.788	35.002	23.142	31.536	218.4
3	**2'05.350**		34.649	34.668	23.947	32.086	210.0
4	**2'08.592**		36.123	35.367	24.282	32.820	203.6
5	**2'05.924**		34.642	34.587	24.335	32.360	206.4
6	**2'05.072**		34.970	34.812	22.799	32.491	204.8
7	2'11.016	*	39.269	36.585*	23.137	32.025*	209.5
8	2'11.560	*	35.397	36.347*	23.156	36.660*	151.7
9	2'05.872	*	35.826	34.777*	23.214	32.055	211.6
10	**2'08.223**		35.427	36.125	23.380	33.291	199.1
11	**2'09.130**		34.854	38.056	24.115	32.105	207.9
12	**2'06.121**		34.781	34.915	23.145	33.280	199.5

14th 30 Max COOK — Red Bull MotoGP Roo GBR

Runs=3 Total laps=12 Full laps=7

Lap	Lap Time		T1	T2	T3	T4	Speed
1	2'15.966		31.527	35.626	24.613	32.607	209.5
2	**2'04.753**		34.799	34.900	23.182	31.872	212.0
3	**2'05.337**		34.469	34.622	23.394	32.852	202.9
4	**2'06.064**		35.859	35.249	23.167	31.789	213.7
5	2'09.643	*	34.488	38.532*	24.285	32.338	212.8
6	**2'12.013**		35.460	39.896	24.412	32.245	207.5
7	2'09.618	P	34.764	35.002	23.110	36.742	210.0
8	2'44.505	P	36.750	41.391	23.893	39.382	189.4
9	2'28.085		35.411	34.969	22.956	32.232	206.7
10	**2'04.521**		34.626	34.730	22.789	32.376	204.0
11	**2'06.933**		35.400	35.890	23.239	32.404	203.6

Fastest Lap: Marcos URIARTE Red Bull MotoGP Roo SPA **2'03.377** 34.648 34.442 22.838 31.449

DORNA DATA PROCESSING -TIMING SERVICE DORNA DATA PROCESSING TIMING SERVICE DORNA DATA PROCESSING TIMING SERVICE DORNA DATA PROCESSING TIMING SERVICE DORNA DATA PROCESSING TIMING SERVICE DORNA DATA PROCESSING TIMING SERVICE DORNA DATA PROCESSING TIMING SERVICE DORNA DATA PROCCEESSS

Lap	Lap Time		T1	T2	T3	T4	Speed
12	2'07.130		34.953	35.667	23.244	33.266	203.6

15th 28 Matteo BERTELLE — Red Bull MotoGP Roo ITA

Runs=3 Total laps=11 Full laps=5

Lap	Lap Time		T1	T2	T3	T4	Speed
1	2'15.663		32.180	36.408	23.895	32.151	215.0
2	2'05.363	*	35.268	34.941*	23.213	31.941	217.5
3	2'05.337		34.987	34.614	23.887	31.849	216.2
4	2'04.688		34.784	34.757	22.828	32.319	205.6
5	2'10.336		37.660	34.999	24.947	32.730	209.1
6	2'09.657	*	35.614	37.302*	24.563	32.178	218.4
7	2'11.179	P	34.784	34.819*	23.477	38.099	211.6
8	3'37.455	P	32.736	38.113	26.494	39.417	201.0
9	2'26.614		33.544	35.280	22.980	32.564	204.8
10	2'04.774		34.833	34.754	22.842	32.345	204.8
11	2'04.586		34.616	34.773	22.866	32.331	205.6

16th 48 Gabin PLANQUES — Red Bull MotoGP Roo FRA

Runs=1 Total laps=12 Full laps=7

Lap	Lap Time		T1	T2	T3	T4	Speed
1	2'15.807		31.116	35.705	23.978	32.180	217.1
2	2'05.972	*	35.484	35.117*	23.751	31.620	220.6
3	2'04.823		34.766	34.680	23.685	31.692	216.7
4	2'04.800		34.812	34.940	23.269	31.779	212.8
5	2'10.141		35.254	36.205	25.470	33.212	207.1
6	2'08.153		35.860	36.666	23.466	32.161	206.7
7	2'07.704	*	34.931	36.792*	23.392	32.589*	207.9
8	2'07.589		35.738	36.341	23.075	32.435	204.0
9	2'09.802	*	35.023	38.999*	23.984	31.796	212.0
10	2'08.448	*	34.884	36.861*	23.891	32.812	202.5
11	2'05.774		34.846	35.064	23.416	32.448	204.0
12	2'09.839		38.887	35.720	23.397	31.835	213.3

17th 88 Artem MARAEV — Red Bull MotoGP Roo RUS

Runs=2 Total laps=12 Full laps=9

Lap	Lap Time		T1	T2	T3	T4	Speed
1	2'14.526		32.019	36.245	23.771	32.406	207.5
2	2'07.149		35.703	35.255	24.200	31.991	214.1
3	2'06.008		35.102	34.583	23.760	32.563	208.7
4	2'05.031		34.894	34.971	23.399	31.767	214.1
5	2'09.116		34.724	35.055	23.361	35.976	179.1
6	2'14.503	P	35.878	36.578	24.190	37.857	215.0
7	3'08.743		59.960	41.606	25.209	33.056	207.1
8	2'05.406		34.982	34.853	23.166	32.405	203.6
9	2'05.243		34.989	34.710	23.161	32.383	205.2
10	2'05.303		34.808	35.065	23.091	32.339	205.2
11	2'06.663		35.164	35.783	23.334	32.382	207.5
12	2'06.985		35.217	35.760	23.414	32.594	207.1

18th 6 Phillip TONN — Red Bull MotoGP Roo GER

Runs=2 Total laps=11 Full laps=7

Lap	Lap Time		T1	T2	T3	T4	Speed
1	2'18.997		32.505	36.843	23.842	32.434	211.2
2	2'05.867		35.211	35.258	23.104	32.294	211.6
3	2'05.678		34.923	35.091	23.073	32.591	202.1
4	2'06.134		34.894	35.059	23.511	32.670	204.8
5	2'05.430		34.855	35.097	23.149	32.329	215.0
6	2'14.524	P	35.618	36.423	23.637	38.846	206.0
7	4'13.627		29.907	38.191	23.972	32.564	207.5
8	2'07.343		35.524	36.192	23.047	32.580	207.9
9	2'06.310		35.033	35.417	23.500	32.360	204.4
10	2'05.645	*	34.746	35.271	23.063	32.565*	205.6
11	2'16.177		41.857	36.825	24.238	33.257	201.7

19th 55 Noah DETTWILER — Red Bull MotoGP Roo SWI

Runs=1 Total laps=12 Full laps=9

Lap	Lap Time		T1	T2	T3	T4	Speed
1	2'20.819		32.788	37.763	24.145	32.958	209.1
2	2'08.945	*	36.063	35.802*	24.032	33.048	206.0
3	2'07.809		35.666	35.480	23.809	32.854	206.4
4	2'07.995		35.988	35.462	23.620	32.925	207.9
5	2'08.213	*	35.901	35.745*	23.816	32.751	206.4
6	2'07.187		35.626	35.175	23.721	32.665	206.7
7	2'06.603		35.536	35.135	23.437	32.495	211.2
8	2'09.875		37.649	35.630	23.745	32.851	206.0
9	2'06.753		35.422	35.226	23.617	32.488	208.3
10	2'07.105		35.401	35.535	23.518	32.651	206.0
11	2'06.360		35.232	35.018	23.463	32.647	207.1
12	2'06.872		35.398	35.289	23.591	32.594	207.1

20th 70 Tyler SCOTT — Red Bull MotoGP Roo USA

Runs=1 Total laps=12 Full laps=10

Lap	Lap Time		T1	T2	T3	T4	Speed
1	2'13.876		30.940	36.858	24.512	33.309	202.9
2	2'11.477		36.460	37.809	24.248	32.960	208.3
3	2'08.718		35.795	35.914	24.039	32.970	204.0
4	2'08.956		35.810	35.942	24.032	33.172	205.2
5	2'08.496		35.667	35.865	24.071	32.893	204.4
6	2'08.279		35.679	35.742	23.865	32.993	204.4
7	2'07.632		35.698	35.431	23.803	32.700	205.2
8	2'07.880		35.435	35.541	23.930	32.974	203.3
9	2'08.447		35.547	35.833	24.210	32.857	204.8
10	2'07.934	*	35.560	35.764	23.964	32.646*	207.1
11	2'11.842		38.617	36.145	24.100	32.980	204.0
12	2'07.361		35.297	35.685	23.622	32.757	206.4

21st 62 Aidan LIEBENBER — Red Bull MotoGP Roo RSA

Runs=1 Total laps=12 Full laps=11

Lap	Lap Time		T1	T2	T3	T4	Speed
1	2'23.562		34.422	38.891	25.146	34.602	197.3
2	2'13.367		37.328	37.182	24.787	34.070	194.1
3	2'11.446		36.630	36.675	24.372	33.769	195.2
4	2'11.117		36.377	36.559	24.437	33.744	196.3
5	2'11.257		36.353	36.585	24.380	33.939	194.8
6	2'11.172		36.570	36.542	24.314	33.746	193.5
7	2'15.543		40.315	36.866	24.314	34.048	194.1
8	2'11.431		36.540	36.542	24.400	33.949	193.5
9	2'11.911		36.834	36.686	24.352	34.039	193.5
10	2'11.890		36.678	36.872	24.334	34.006	193.8
11	2'14.028		37.848	37.410	24.461	34.309	191.7
12	2'13.324		36.764	36.731	24.505	35.324	194.5

Fastest Lap:	Marcos URIARTE	Red Bull MotoGP Roo	SPA	2'03.377	34.648	34.442	22.838	31.449

DORNA DATA PROCESSING -TIMING SERVICE DORNA DATA PROCESSING TIMING SERVICE DORNA DATA PROCESSING TIMING SERVICE DORNA DATA PROCESSING TIMING SERVICE DORNA DATA PROCESSING TIMING SERVICE DORNA DATA PROCESSING TIMING SERVICE DORNA DATA PROCESSING TIMING SERVICE DORNA DATA PROCCEESSS

MotorLand Aragón

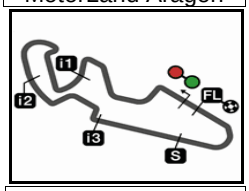

5077 m.

Results and timing service provided by TISSOT

RookiesCup

GRAN PREMIO MICHELIN® DE ARAGON
Official Starting Grid

Race : 15 laps = 76.155 km

1	**3** 2'03.668 **11 Alex ESCRIG** KTM	**2** 2'03.631 **38 David SALVADOR** KTM	**1** 2'03.377 **89 Marcos URIARTE** KTM
2	**6** 2'03.941 **74 Daijiro SAKO** KTM	**5** 2'03.879 **34 Mario AJI** KTM	**4** 2'03.693 **56 Haruki NOGUCHI** KTM
3	**9** 2'04.271 **37 Pedro ACOSTA** KTM	**8** 2'04.186 **84 Zonta VAN DEN GOORBERGH** KTM	**7** 2'04.089 **5 Lorenzo FELLON** KTM
4	**12** 2'04.465 **50 Jason DUPASQUIER** KTM	**11** 2'04.282 **29 Billy VAN EERDE** KTM	**10** 2'04.275 **7 Barry BALTUS** KTM
5	**15** 2'04.586 **28 Matteo BERTELLE** KTM	**14** 2'04.521 **30 Max COOK** KTM	**13** 2'04.468 **45 Clément ROUGÉ** KTM
6	**18** 2'05.430 **6 Phillip TONN** KTM	**17** 2'05.031 **88 Artem MARAEV** KTM	**16** 2'04.800 **48 Gabin PLANQUES** KTM
7	**21** 2'11.117 **62 Aidan LIEBENBERG** KTM	**20** 2'07.361 **70 Tyler SCOTT** KTM	**19** 2'06.360 **55 Noah DETTWILER** KTM

The results are provisional until the end of the limit for protest and appeals and until the ratification of the Event Management Committee.

Time limit for protest expires 60' at the latest after publication of the results - . ..... Time: .....

DORNA DATA PROCESSING TIMING SERVICE DORNA DATA PROCESSING TIMING SERVICE DORNA DATA PROCESSING TIMING SERVICE DORNA DATA PROCESSING TIMING SERVICE DORNA DATA PROCESSING TIMING SERVICE DORNA DATA PROCESSING TIMING SERVICE DORNA DATA PROCESSING TIMING SERVICE DORNA DATA PROCCEESSS

Alcañiz, Friday, September 20, 2019