

Results and timing service provided by TISSOT

Rookies Cup

GRAN PREMIO MICHELIN® DE ARAGON

Race Nr. 2

Classification after 15 laps = 76.155 km

Pos	Rider	Nation	Team	Motorcycle	Total Time	Km/h	Gap
1	25 38 David SALVADOR	SPA	Red Bull MotoGP Rookies Cup	KTM	31'13.741	146.3	
2	20 29 Billy VAN EERDE	AUS	Red Bull MotoGP Rookies Cup	KTM	31'13.801	146.3	0.060
3	16 89 Marcos URIARTE	SPA	Red Bull MotoGP Rookies Cup	KTM	31'13.757	146.3	0.016
4	13 5 Lorenzo FELLON	FRA	Red Bull MotoGP Rookies Cup	KTM	31'13.888	146.3	0.147
5	11 56 Haruki NOGUCHI	JPN	Red Bull MotoGP Rookies Cup	KTM	31'13.943	146.3	0.202
6	10 34 Mario AJI	INA	Red Bull MotoGP Rookies Cup	KTM	31'14.213	146.2	0.472
7	9 37 Pedro ACOSTA	SPA	Red Bull MotoGP Rookies Cup	KTM	31'14.265	146.2	0.524
8	8 7 Barry BALTUS	BEL	Red Bull MotoGP Rookies Cup	KTM	31'14.329	146.2	0.588
9	7 11 Alex ESCRIG	SPA	Red Bull MotoGP Rookies Cup	KTM	31'14.480	146.2	0.739
10	6 50 Jason DUPASQUIER	SWI	Red Bull MotoGP Rookies Cup	KTM	31'14.780	146.2	1.039
11	5 28 Matteo BERTELLE	ITA	Red Bull MotoGP Rookies Cup	KTM	31'14.832	146.2	1.091
12	4 30 Max COOK	GBR	Red Bull MotoGP Rookies Cup	KTM	31'14.898	146.2	1.157
13	3 84 Zonta VAN DEN GOORB	NED	Red Bull MotoGP Rookies Cup	KTM	31'14.931	146.2	1.190
14	2 48 Gabin PLANQUES	FRA	Red Bull MotoGP Rookies Cup	KTM	31'15.327	146.1	1.586
15	1 88 Artem MARAEV	RUS	Red Bull MotoGP Rookies Cup	KTM	31'15.449	146.1	1.708
16	6 Phillip TONN	GER	Red Bull MotoGP Rookies Cup	KTM	31'32.910	145.0	19.169
17	74 Daijiro SAKO	JPN	Red Bull MotoGP Rookies Cup	KTM	31'41.036	144.2	27.295
18	55 Noah DETTWILER	SWI	Red Bull MotoGP Rookies Cup	KTM	31'41.104	144.2	27.363
19	70 Tyler SCOTT	USA	Red Bull MotoGP Rookies Cup	KTM	31'46.469	143.8	32.728
20	62 Aidan LIEBENBERG	RSA	Red Bull MotoGP Rookies Cup	KTM	32'43.214	139.6	1'29.473
21	45 Clément ROUGÉ	FRA	Red Bull MotoGP Rookies Cup	KTM	32'44.697	139.5	1'30.956

Race condition: Dry
Air: 27°
Humidity: 46%
Ground: 35°

Pole Position:				
Fastest Lap:	Lap 8	Artem MARAEV	2'03.580	147.8 Km/h
Best Race Lap:	2015	Raul FERNANDEZ	2'01.603	150.3 Km/h
All Time Lap Record:	2018	Xavier ARTIGAS	2'01.441	150.5 Km/h

15:45'00

15:57'56

16:02'19

16:17'02 Clément ROUGÉ

16:20'00 Clément ROUGÉ

16:21'02 Clément ROUGÉ

16:34'21 Marcos URIARTE

16:36'08 Phillip TONN

SIGHTING LAP START

WARM UP LAP START

No jump start

Long lap penalty due to exceeding track limit

entered pits

re-joined race

1 position penalty due to advantage gained on lap 14

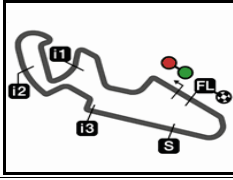
3 seconds penalty due to exceeding track limit

The results are provisional until the end of the limit for protest and appeals.

Time limit for protest expires 30' after publication of the results - Time:

DORNA DATA PROCESSING TIMING SERVICE DORNA DATA PROCESSING TIMING SERVICE DORNA DATA PROCESSING TIMING SERVICE DORNA DATA PROCESSING TIMING SERVICE DORNA DATA PROCESSING TIMING SERVICE DORNA DATA PROCESSING TIMING SERVICE DORNA DATA PROCESSING TIMING SERVICE DORNA DATA PROCESSING TIMING SERVICE DORNA DATA PROCESSING TIMING SERVICE DORNA DATA PROCESSESS

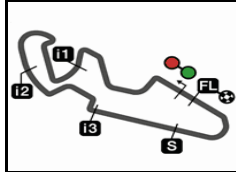




5077 m.


GRAN PREMIO MICHELIN® DE ARAGON**Race Nr. 2****Top Speed & Average**

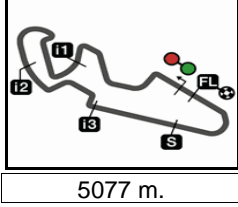
<i>Rider</i>	<i>Nation</i>	<i>Motorcycle</i>	<i>Top 5 speeds</i>					<i>Average</i>	<i>Top</i>
84 Zonta VAN DEN GOORBERGH	NED	KTM	233.0	231.5	230.0	228.6	228.6	230.1	233.0
28 Matteo BERTELLE	ITA	KTM	231.5	230.0	228.6	227.6	226.2	228.8	231.5
48 Gabin PLANQUES	FRA	KTM	231.0	230.0	228.1	227.6	227.6	228.9	231.0
88 Artem MARAEV	RUS	KTM	229.5	228.1	227.6	227.1	225.2	227.5	229.5
50 Jason DUPASQUIER	SWI	KTM	228.6	228.1	226.6	225.2	224.8	226.4	228.6
11 Alex ESCRIG	SPA	KTM	228.1	228.1	227.6	227.6	227.1	227.7	228.1
34 Mario AJI	INA	KTM	228.1	226.2	225.2	224.8	222.9	225.4	228.1
5 Lorenzo FELLON	FRA	KTM	227.1	225.7	225.2	223.4	223.4	225.0	227.1
29 Billy VAN EERDE	AUS	KTM	227.1	226.6	225.7	225.2	223.8	225.1	227.1
74 Daijiro SAKO	JPN	KTM	226.6	226.2	225.7	225.7	225.2	225.9	226.6
89 Marcos URIARTE	SPA	KTM	226.6	226.2	224.8	224.3	222.5	224.5	226.6
38 David SALVADOR	SPA	KTM	226.2	225.7	225.7	224.3	222.9	225.0	226.2
45 Clément ROUGÉ	FRA	KTM	226.2	224.3	224.3	223.4	222.9	224.2	226.2
56 Haruki NOGUCHI	JPN	KTM	225.7	225.7	225.2	225.2	224.3	225.2	225.7
7 Barry BALTUS	BEL	KTM	225.2	224.8	222.9	222.9	222.0	223.3	225.2
30 Max COOK	GBR	KTM	225.2	224.3	223.8	222.9	222.0	223.4	225.2
55 Noah DETTWILER	SWI	KTM	225.2	222.9	220.6	220.6	220.6	222.0	225.2
70 Tyler SCOTT	USA	KTM	224.8	220.6	220.6	217.5	216.7	220.0	224.8
37 Pedro ACOSTA	SPA	KTM	224.3	223.8	222.9	222.5	222.5	223.2	224.3
6 Phillip TONN	GER	KTM	223.4	222.5	220.6	220.6	220.2	221.5	223.4
62 Aidan LIEBENBERG	RSA	KTM	210.4	210.4	209.5	209.5	209.1	209.6	210.4



5077 m.

GRAN PREMIO MICHELIN® DE ARAGON**Race Nr. 2****Fastest Laps Sequence**

Lap	Race Time	 Rider	Nation	Motorcycle	Time	Km/h	Riders's Lap
2	4'13.932	38 David SALVADOR	SPA	KTM	2'04.857	146.3	2
2	4'14.518	29 Billy VAN EERDE	AUS	KTM	2'04.774	146.4	2
2	4'14.872	50 Jason DUPASQUIER	SWI	KTM	2'04.770	146.4	2
2	4'14.955	30 Max COOK	GBR	KTM	2'04.747	146.5	2
2	4'15.616	84 Zonta VAN DEN GOORB	NED	KTM	2'04.627	146.6	2
3	6'18.610	5 Lorenzo FELLON	FRA	KTM	2'04.252	147.0	3
3	6'20.486	6 Phillip TONN	GER	KTM	2'04.211	147.1	3
4	8'24.587	6 Phillip TONN	GER	KTM	2'04.101	147.2	4
6	12'34.146	84 Zonta VAN DEN GOORB	NED	KTM	2'03.784	147.6	6
8	16'42.644	84 Zonta VAN DEN GOORB	NED	KTM	2'03.584	147.8	8
8	16'42.837	88 Artem MARAEV	RUS	KTM	2'03.580	147.8	8



GRAN PREMIO MICHELIN® DE ARAGON

Race Nr. 2

Chronological Analysis of Performances

* Lap / Sector time cancelled

T1 Time from finish line to 1st intermedia

T3 Time from 2nd intermed. to 3rd intermed.

P Crossing the finish line in pit lane

T2 Time from 1st intermed. to 2nd intermed.

T4 Time from 3rd intermediate to finish line

Lap	Lap Time	T1	T2	T3	T4	Speed	Lap	Lap Time	T1	T2	T3	T4	Speed	
1st	38	David SALVADOR Red Bull MotoGP Roo SPA Runs=1 Total laps=15 Full laps=14						9	2'04.186	35.308	34.614	22.805	31.459	219.7
1	2'09.075	38.991	34.854	23.188	32.042	220.6	10	2'04.473	35.326	34.553	22.974	31.620	224.8	
2	2'04.857	35.572	34.492	22.875	31.918	218.9	11	2'04.921	35.204	34.848	23.110	31.759	226.2	
3	2'04.758	35.363	34.598	22.847	31.950	219.7	12	2'05.313	35.605	34.969	23.103	31.636	220.2	
4	2'04.735	35.131	34.669	22.874	32.061	220.2	13	2'04.286 * 34.904	35.541	34.541	22.968	31.873 *	226.6	
5	2'04.376	35.114	34.575	22.870	31.817	221.1	14	2'04.754	35.811	34.558	22.863	31.522	222.5	
6	2'04.793	35.295	34.535	22.953	32.010	222.0	15	2'04.554	35.302	34.647	22.835	31.770	218.0	
7	2'04.489	35.562	34.556	22.730	31.641	222.9	4th 5 Lorenzo FELLON Red Bull MotoGP Roo FRA Runs=1 Total laps=15 Full laps=14							
8	2'04.513	35.346	34.535	22.972	31.660	225.7	1	2'09.103	39.545	34.660	23.388	31.510	222.5	
9	2'04.215	35.239	34.525	22.800	31.651	221.5	2	2'05.255	35.928	34.624	23.048	31.655	216.7	
10	2'04.221	35.059	34.558	23.015	31.589	224.3	3	2'04.252	35.131	34.455	22.645	32.021	215.8	
11	2'04.878	35.355	34.698	23.130	31.695	225.7	4	2'04.868	35.018	34.854	22.745	32.251	214.1	
12	2'05.069	35.634	34.518	23.170	31.747	217.5	5	2'04.628	35.144	34.663	23.092	31.729	225.2	
13	2'04.498	35.338	34.547	22.999	31.614	226.2	6	2'04.766	35.538	34.485	23.020	31.723	221.5	
14	2'04.753	35.603	34.413	22.927	31.810	220.6	7	2'04.357	35.345	34.616	22.842	31.554	222.9	
15	2'04.511	35.491	34.481	22.940	31.599	222.5	8	2'04.353	35.114	34.410	22.942	31.887	223.4	
2nd 29 Billy VAN EERDE Red Bull MotoGP Roo AUS Runs=1 Total laps=15 Full laps=13						9	2'04.289	35.180	34.510	23.065	31.534	220.2		
1	2'09.744	39.750	35.035	23.300	31.659	222.0	10	2'04.234	34.809	34.459	22.993	31.973	221.1	
2	2'04.774	35.623	34.773	22.936	31.442	223.8	11	2'05.007	35.620	34.624	23.322	31.441	225.7	
3	2'04.536 *	35.410	34.431 *	23.191	31.504	225.7	12	2'05.555	35.818	34.977	23.217	31.543	221.1	
4	2'04.479	35.307	34.527	23.101	31.544	219.7	13	2'04.015	35.027	34.473	23.211	31.304	222.9	
5	2'04.574	35.408	34.613	22.979	31.574	227.1	14	2'04.699	35.640	34.558	22.976	31.525	223.4	
6	2'04.910	35.653	34.819	22.952	31.486	225.2	15	2'04.507	35.398	34.743	23.144	31.222	227.1	
7	2'04.304	35.390	34.676	22.922	31.316	223.8	5th 56 Haruki NOGUCHI Red Bull MotoGP Roo JPN Runs=1 Total laps=15 Full laps=13							
8	2'04.294	35.258	34.821	22.729	31.486	226.6	1	2'08.937	38.846	34.967	23.114	32.010	219.3	
9	2'04.320	35.393	34.650	22.993	31.284	223.8	2	2'05.279	35.586	34.557	22.785	32.351	216.2	
10	2'04.569	35.242	34.957	22.799	31.571	221.1	3	2'04.573	35.183	34.699	22.944	31.747	220.6	
11	2'04.440	35.337	34.583	23.104	31.416	222.0	4	2'04.551	35.239	34.720	22.940	31.652	222.0	
12	2'04.763	35.652	34.518	22.939	31.654	222.5	5	2'04.592 * 35.069	34.644 *	23.058	31.821	224.3		
13	2'04.667	35.175	34.502	22.855	32.135	223.4	6	2'04.627	35.245	34.557	23.121	31.704	225.7	
14	2'04.730	35.406	34.589	22.843	31.892	217.5	7	2'04.674	35.766	34.659	22.833	31.416	225.7	
15	2'04.697	35.481	34.810	23.127	31.279	222.5	8	2'04.287	35.241	34.420	22.927	31.699	225.2	
3rd 89 Marcos URIARTE Red Bull MotoGP Roo SPA Runs=1 Total laps=15 Full laps=13						9	2'03.710	35.006	34.373	22.760	31.571	223.4		
1	2'09.033	39.223	34.880	23.219	31.711	221.5	10	2'04.594	35.239	34.522	22.863	31.970	218.9	
2	2'05.693	36.108	34.829	23.293	31.463	221.5	11	2'04.855	35.192	34.799	22.913	31.951	218.0	
3	2'04.682	35.702	34.703	22.969	31.308	221.5	12	2'05.064	35.400	34.842	22.974	31.848	217.5	
4	2'04.463	35.195	34.680	23.276	31.312	221.5	13	2'04.604	35.241	34.574	22.836	31.953	225.2	
5	2'04.397	35.473	34.662	23.109	31.153	224.3	14	2'04.926	35.782	34.602	22.815	31.727	218.0	
6	2'04.286	34.988	34.643	23.112	31.543	222.0	15	2'04.670	35.557	34.504	22.997	31.612	220.6	
7	2'04.385	35.073	34.628	23.074	31.610	222.5								
8	2'04.331	35.275	34.474	22.862	31.720	221.5								

Fastest Lap: Artem MARAEV Red Bull MotoGP Roo RUS **2'03.580** 34.699 34.283 23.199 31.399



Race Nr. 2**RookiesCup**

Lap	Lap Time	T1	T2	T3	T4	Speed	Lap	Lap Time	T1	T2	T3	T4	Speed		
6th	34	Mario AJI Red Bull MotoGP Roo INA						Runs=1 Total laps=15 Full laps=10	1	2'09.374	39.020	35.535	23.357	31.462	222.9
		2	2'05.277	35.917	34.677	22.930	31.753		217.1						
		3	2'04.635	35.538	34.487	23.024	31.586		224.3						
	4	2'04.981	35.545	34.565	23.300	31.571	218.9								
	5	2'04.346	35.479	34.435	23.076	31.356	226.6								
	6	2'04.755	35.292	34.540	23.447	31.476	227.6								
	7	2'04.859	35.585	34.759	23.022	31.493	222.5								
	8	2'03.799	34.831	34.554	23.114	31.300	223.8								
	9	2'04.167	35.214	34.563	23.009	31.381	226.2								
	10	2'04.110	35.126	34.393	23.094	31.497	219.7								
	11	2'04.885	35.703	34.597	23.247	31.338	228.1								
	12	2'05.068	35.618	34.659	23.244	31.547	223.8								
	13	2'04.197	35.380	34.427	22.988	31.402	228.1								
	14	2'05.648	36.270	34.904	23.071	31.403	227.6								
	15	2'04.379	35.214	34.674	23.176	31.315	227.1								
	10th	50	Jason DUPASQUIE Red Bull MotoGP Roo SWI						Runs=1 Total laps=15 Full laps=13	1	2'10.102	39.808	35.263	23.380	31.651
2			2'04.770	35.439	34.853	23.222	31.256	223.4							
3			2'04.771	35.537	34.767	23.092	31.375	224.8							
4		2'05.143	35.816	34.943	22.989	31.395	225.2								
5		2'04.312 *	35.166	34.570*	23.113	31.463	223.4								
6		2'04.505	34.918	34.954	23.049	31.584	223.4								
7		2'04.308	35.158	34.720	23.023	31.407	223.4								
8		2'04.417	34.995	34.871	23.157	31.394	226.6								
9		2'04.304	35.020	34.672	23.111	31.501	222.5								
10		2'04.009	34.893	34.794	22.929	31.393	224.3								
11		2'04.944	35.494	34.811	23.103	31.536	224.8								
12		2'04.916	35.393	34.764	23.261	31.498	221.5								
13		2'04.466	35.295	34.882	22.980	31.309	224.3								
14		2'05.538	35.660	35.103	23.137	31.638	228.6								
15		2'04.275	35.129	34.849	23.048	31.249	228.1								
7th		37	Pedro ACOSTA Red Bull MotoGP Roo SPA						Runs=1 Total laps=15 Full laps=13	1	2'09.170	39.680	34.920	23.168	31.402
	2		2'04.928	35.577	34.636	22.859	31.856	222.9							
	3		2'04.528	35.040	34.736	23.015	31.737	220.6							
	4	2'04.531 *	35.227	34.683*	22.971	31.650	222.5								
	5	2'04.564	35.105	34.757	22.846	31.856	216.7								
	6	2'04.792	35.206	34.670	22.843	32.073	217.5								
	7	2'04.386	35.410	34.332	22.711	31.933	216.2								
	8	2'04.255	34.994	34.580	22.718	31.963	216.2								
	9	2'03.914	35.045	34.486	22.622	31.761	216.2								
	10	2'04.957	35.272	34.592	22.801	32.292	216.2								
	11	2'04.861	35.406	34.554	22.935	31.966	222.5								
	12	2'04.737	35.344	34.746	22.793	31.854	216.7								
	13	2'04.815	35.060	34.643	22.723	32.389	218.9								
	14	2'04.896	35.829	34.760	22.968	31.339	224.3								
	15	2'04.931	35.037	34.743	23.255	31.896	218.0								
	8th	7	Barry BALTUS Red Bull MotoGP Roo BEL						Runs=1 Total laps=15 Full laps=13	1	2'09.154	39.316	34.841	23.280	31.717
2			2'05.227	35.793	34.673	22.934	31.827	217.5							
3			2'04.581	35.296	34.488	23.019	31.778	222.0							
4		2'04.761	35.286	34.790	23.100	31.585	218.9								
5		2'04.558 *	35.362	34.548*	23.047	31.601	220.2								
6		2'04.682	35.248	34.759	23.029	31.646	222.9								
7		2'04.706	35.525	34.683	22.982	31.516	218.9								
8		2'04.317	35.134	34.766	22.978	31.439	222.9								
9		2'04.611	35.127	34.865	22.972	31.647	220.6								
10		2'04.123	34.790	34.683	22.975	31.675	218.9								
11		2'05.237	35.355	34.856	23.230	31.796	221.1								
12		2'04.931	35.329	34.758	23.180	31.664	222.0								
13		2'04.508	35.073	34.707	23.128	31.600	220.2								
14		2'04.474	35.170	34.822	22.973	31.509	225.2								
15		2'04.459	35.056	34.802	23.065	31.536	224.8								
11th		28	Matteo BERTELLE Red Bull MotoGP Roo ITA						Runs=1 Total laps=15 Full laps=11	1	2'11.479	40.588	35.599	23.599	31.693
	2		2'04.957	35.248	35.071	23.003	31.635	225.2							
	3		2'04.362	35.034	34.783	22.963	31.582	226.2							
	4	2'04.392	34.996	34.757	23.004	31.635	223.4								
	5	2'05.582 *	35.072	34.831	23.129	32.550*	217.5								
	6	2'04.271 *	35.346	34.643*	22.841	31.441	230.0								
	7	2'04.369	35.060	34.518	23.154	31.637	225.2								
	8	2'03.781	34.972	34.416	23.020	31.373	224.8								
	9	2'04.192	34.851	34.750	23.144	31.447	224.3								
	10	2'04.377	35.036	34.516	23.171	31.654	221.5								
	11	2'04.764	34.919	34.942	23.158	31.745	223.4								
	12	2'04.859	35.059	35.167	23.079	31.554	224.8								
	13	2'04.310	35.359	34.527	22.924	31.500	227.6								
	14	2'04.701 *	35.202	35.095*	23.031	31.373	231.5								
	15	2'04.436	35.108	34.902	23.269	31.157	228.6								
	12th	30	Max COOK Red Bull MotoGP Roo GBR						Runs=1 Total laps=15 Full laps=14	1	2'10.208	40.171	35.126	23.280	31.631
2			2'04.747	35.249	34.881	23.066	31.551	220.2							

Fastest Lap: Artem MARAEV	Red Bull MotoGP Roo RUS	2'03.580	34.699	34.283	23.199	31.399
----------------------------------	-------------------------	-----------------	--------	--------	--------	--------

DORNA DATA PROCESSING TIMING SERVICE DORNA DATA PROCESSING TIMING SERVICE DORNA DATA PROCESSING TIMING SERVICE DORNA DATA PROCESSING TIMING SERVICE DORNA DATA PROCESSING TIMING SERVICE DORNA DATA PROCESSING TIMING SERVICE DORNA DATA PROCESSING TIMING SERVICE DORNA DATA PROCESSING TIMING SERVICE DORNA DATA PROCCEESSS



Race Nr. 2

RookiesCup

Lap	Lap Time	T1	T2	T3	T4	Speed	Lap	Lap Time	T1	T2	T3	T4	Speed
3	2'04.533	35.383	34.584	22.967	31.599	220.2	5	2'05.014	35.014	34.900	23.384	31.716	218.9
4	2'04.622	35.011	34.486	23.336	31.789	220.2	6	2'04.326	35.261	34.445	22.957	31.663	222.9
5	2'04.289	35.136	34.586	23.085	31.482	222.0	7	2'04.431	34.857	34.584	23.313	31.677	222.0
6	2'04.862	35.394	35.030	22.852	31.586	224.3	8	2'03.580	34.699	34.283	23.199	31.399	224.3
7	2'04.563	35.430	34.727	22.915	31.491	221.5	9	2'04.007	34.806	34.793	23.039	31.369	224.8
8	2'04.070	34.922	34.725	22.843	31.580	221.5	10	2'04.278	34.880	34.822	23.032	31.544	223.4
9	2'04.291	35.055	34.636	22.931	31.669	222.9	11	2'05.670	35.359	35.047	23.370	31.894	222.5
10	2'04.123	34.877	34.531	23.056	31.659	221.1	12	2'04.778	35.198	34.866	23.102	31.612	223.4
11	2'04.622	35.242	34.724	23.108	31.548	223.8	13	2'04.574	34.970	34.796	23.207	31.601	224.8
12	2'05.659	35.952	34.818	23.164	31.725	219.7	14	2'04.817	35.223	35.060	23.141	31.393	227.6
13	2'04.250	35.134	34.648	22.862	31.606	219.7	15	2'04.488	35.015	34.976	23.219	31.278	229.5
14	2'04.967	35.645	34.730	23.026	31.566	221.5							
15	2'05.092	35.366	35.008	23.202	31.516	225.2							

13th 84 Zonta VAN DEN GO Red Bull MotoGP Roo NED		Runs=1	Total laps=15	Full laps=14		
1	2'10.989	39.636	35.340	23.343	32.670	228.6
2	2'04.627	35.270	34.921	23.017	31.419	226.2
3	2'04.394	35.401	34.546	23.119	31.328	228.1
4	2'05.340	35.967	34.754	23.083	31.536	222.5
5	2'05.012	35.031	34.919	23.219	31.843	220.2
6	2'03.784	34.857	34.372	23.078	31.477	224.3
7	2'04.914	35.166	34.765	23.407	31.576	222.5
8	2'03.584	34.750	34.346	23.182	31.306	228.6
9	2'04.379	35.095	34.830	23.184	31.270	226.6
10	2'04.130	35.025	34.677	23.184	31.244	228.6
11	2'04.932	35.188	35.090	23.147	31.507	225.7
12	2'05.202	35.323	34.981	23.225	31.673	223.4
13	2'04.536	35.058	34.772	23.294	31.412	231.5
14	2'04.678	35.364	34.979	23.087	31.248	230.0
15	2'04.430	35.211	34.963	23.217	31.039	233.0

14th 48 Gabin PLANQUES Red Bull MotoGP Roo FRA		Runs=1	Total laps=15	Full laps=14		
1	2'10.195	39.897	35.478	23.330	31.490	221.1
2	2'04.919	35.423	34.989	23.134	31.373	224.8
3	2'04.743	35.433	34.815	23.046	31.449	226.6
4	2'04.571	35.131	34.708	23.334	31.398	222.9
5	2'04.317	35.270	34.726	22.980	31.341	227.6
6	2'05.038	35.312	35.049	23.058	31.619	219.7
7	2'04.626	35.292	34.870	22.960	31.504	225.7
8	2'04.046	34.825	34.688	23.141	31.392	227.1
9	2'04.233	35.000	34.847	23.017	31.369	227.6
10	2'04.120	34.972	34.720	23.007	31.421	228.1
11	2'05.217	35.396	34.866	23.236	31.719	219.7
12	2'04.987	35.286	34.811	23.264	31.626	218.0
13	2'04.725	35.052	34.826	23.074	31.773	219.3
14	2'04.982	35.296	35.083	23.267	31.336	230.0
15	2'04.608	35.113	35.031	23.181	31.283	231.0

15th 88 Artem MARAEV Red Bull MotoGP Roo RUS		Runs=1	Total laps=15	Full laps=13		
1	2'11.053	40.285	35.589	23.461	31.718	225.2
2	2'05.451	35.395	34.923	23.562	31.571	227.1
3	2'04.519	35.096	34.897	23.052	31.474	228.1
4	2'04.463	35.042	34.924	22.925	31.572	222.9

16th 6 Phillip TONN Red Bull MotoGP Roo GER		Runs=1	Total laps=15	Full laps=10		
1	2'11.240	40.396	35.680	23.481	31.683	219.3
2	2'05.035	35.336	35.035	22.974	31.690	220.2
3	2'04.211	34.918	34.744	22.894	31.655	220.6
4	2'04.101	34.916	34.469	22.960	31.756	219.7
5	2'05.870	35.241	34.959	23.326	32.344	219.3
6	2'04.196	35.150	34.501	22.840	31.705	222.5
7	2'04.572	34.828	34.713	22.973	32.058	220.6
8	2'04.092	34.867	34.444	23.088	31.693	223.4
9	2'04.750	34.968	34.779	23.111	31.892	218.9
10	2'06.701	35.441	34.870	23.835	32.555	211.6
11	2'06.625	35.652	35.089	23.312	32.572	213.3
12	2'06.623	35.734	35.282	22.951	32.656	212.0
13	2'06.441	35.545	35.221	23.119	32.556	212.8
14	2'07.047	35.999	35.410	23.149	32.489	213.3
15	2'08.406	36.706	35.438	23.545	32.717	212.4

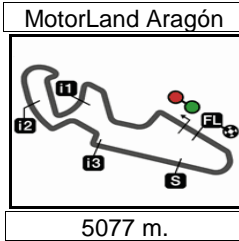
17th 74 Daijro SAKO Red Bull MotoGP Roo JPN		Runs=1	Total laps=15	Full laps=10		
1	2'10.329	39.983	35.530	23.364	31.452	225.2
2	2'05.230	35.407	35.030	23.213	31.580	224.3
3	2'04.963	35.210	35.046	23.202	31.505	225.7
4	2'04.170	35.049	34.571	23.059	31.491	225.7
5	2'05.981	35.415	35.133	23.401	32.032	216.7
6	2'04.213	35.268	34.543	22.952	31.450	224.8
7	2'04.586	35.283	34.626	23.123	31.554	226.6
8	2'03.885	35.075	34.396	23.026	31.388	224.3
9	2'04.107	34.781	34.812	23.110	31.404	226.2
10	2'23.611	34.772	52.664	23.548	32.627	213.7
11	2'07.044	35.767	35.521	23.406	32.350	215.8
12	2'05.954	35.560	35.109	23.125	32.160	215.4
13	2'05.544	35.231	34.890	23.133	32.290	215.0
14	2'05.549	35.213	34.999	23.033	32.304	215.8
15	2'05.870	35.177	35.148	23.420	32.125	217.5

18th 55 Noah DETTWILER Red Bull MotoGP Roo SWI		Runs=1	Total laps=15	Full laps=12		
1	2'12.322	40.771	35.844	23.497	32.210	222.9
2	2'06.087	35.577	35.073	23.220	32.217	218.0
3	2'06.333	35.751	35.382	23.191	32.009	219.7
4	2'06.418	35.688	35.276	23.350	32.104	217.5
5	2'06.226	35.757	35.159	23.289	32.021	219.3
6	2'06.656	35.737	35.178	23.459	32.282	218.9

Fastest Lap: Artem MARAEV Red Bull MotoGP Roo RUS **2'03.580** 34.699 34.283 23.199 31.399

DORNA DATA PROCESSING TIMING SERVICE DORNA DATA PROCESSING TIMING SERVICE DORNA DATA PROCESSING TIMING SERVICE DORNA DATA PROCESSING TIMING SERVICE DORNA DATA PROCESSING TIMING SERVICE DORNA DATA PROCESSING TIMING SERVICE DORNA DATA PROCESSING TIMING SERVICE DORNA DATA PROCESSES





Results and timing service provided by **TISSOT**

RookiesCup

GRAN PREMIO MICHELIN® DE ARAGON Official Starting Grid

Race : 15 laps = 76.155 km

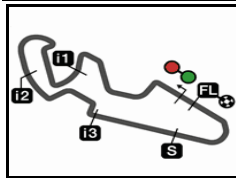


1	3 2'03.668 11 Alex ESCRIG KTM	2 2'03.631 38 David SALVADOR KTM	1 2'03.377 89 Marcos URIARTE KTM
2	6 2'03.941 74 Daijiro SAKO KTM	5 2'03.879 34 Mario AJI KTM	4 2'03.693 56 Haruki NOGUCHI KTM
3	9 2'04.271 37 Pedro ACOSTA KTM	8 2'04.186 84 Zonta VAN DEN GOORBERGH KTM	7 2'04.089 5 Lorenzo FELLON KTM
4	12 2'04.465 50 Jason DUPASQUIER KTM	11 2'04.282 29 Billy VAN EERDE KTM	10 2'04.275 7 Barry BALTUS KTM
5	15 2'04.586 28 Matteo BERTELLE KTM	14 2'04.521 30 Max COOK KTM	13 2'04.468 45 Clément ROUGÉ KTM
6	18 2'05.430 6 Phillip TONN KTM	17 2'05.031 88 Artem MARAEV KTM	16 2'04.800 48 Gabin PLANQUES KTM
7	21 2'11.117 62 Aidan LIEBENBERG KTM	20 2'07.361 70 Tyler SCOTT KTM	19 2'06.360 55 Noah DETTWILER KTM

The results are provisional until the end of the limit for protest and appeals and until the ratification of the Event Management Committee.

Time limit for protest expires 60' at the latest after publication of the results - Time:

DORNA DATA PROCESSING TIMING SERVICE DORNA DATA PROCESSING TIMING SERVICE DORNA DATA PROCESSING TIMING SERVICE DORNA DATA PROCESSING TIMING SERVICE DORNA DATA PROCESSING TIMING SERVICE DORNA DATA PROCESSING TIMING SERVICE DORNA DATA PROCESSING TIMING SERVICE DORNA DATA PROCESSING TIMING SERVICE DORNA DATA PROCESSING TIMING SERVICE DORNA DATA PROCESSING TIMING SERVICE DORNA DATA PROCESSING TIMING SERVICE DORNA DATA PROCESSING TIMING SERVICE DORNA DATA PROCCESSS




5077 m.

GRAN PREMIO MICHELIN® DE ARAGON

Race Nr. 2

Fastest Lap of Each Rider

RookiesCup

	 Rider	Nation	Team	Motorcycle	Time	Lap Total	Gap
1	88 Artem MARAEV	RUS	Red Bull MotoGP Rookies Cup	KTM	2'03.580	8 15	
2	84 Zonta VAN DEN GOORBER	NED	Red Bull MotoGP Rookies Cup	KTM	2'03.584	8 15	0.004 0.004
3	56 Haruki NOGUCHI	JPN	Red Bull MotoGP Rookies Cup	KTM	2'03.710	9 15	0.130 0.126
4	28 Matteo BERTELLE	ITA	Red Bull MotoGP Rookies Cup	KTM	2'03.781	8 15	0.201 0.071
5	11 Alex ESCRIG	SPA	Red Bull MotoGP Rookies Cup	KTM	2'03.799	8 15	0.219 0.018
6	74 Daijiro SAKO	JPN	Red Bull MotoGP Rookies Cup	KTM	2'03.885	8 15	0.305 0.086
7	37 Pedro ACOSTA	SPA	Red Bull MotoGP Rookies Cup	KTM	2'03.914	9 15	0.334 0.029
8	50 Jason DUPASQUIER	SWI	Red Bull MotoGP Rookies Cup	KTM	2'04.009	10 15	0.429 0.095
9	5 Lorenzo FELLON	FRA	Red Bull MotoGP Rookies Cup	KTM	2'04.015	13 15	0.435 0.006
10	34 Mario AJI	INA	Red Bull MotoGP Rookies Cup	KTM	2'04.034	9 15	0.454 0.019
11	48 Gabin PLANQUES	FRA	Red Bull MotoGP Rookies Cup	KTM	2'04.046	8 15	0.466 0.012
12	30 Max COOK	GBR	Red Bull MotoGP Rookies Cup	KTM	2'04.070	8 15	0.490 0.024
13	6 Phillip TONN	GER	Red Bull MotoGP Rookies Cup	KTM	2'04.092	8 15	0.512 0.022
14	7 Barry BALTUS	BEL	Red Bull MotoGP Rookies Cup	KTM	2'04.123	10 15	0.543 0.031
15	89 Marcos URIARTE	SPA	Red Bull MotoGP Rookies Cup	KTM	2'04.186	9 15	0.606 0.063
16	38 David SALVADOR	SPA	Red Bull MotoGP Rookies Cup	KTM	2'04.215	9 15	0.635 0.029
17	29 Billy VAN EERDE	AUS	Red Bull MotoGP Rookies Cup	KTM	2'04.294	8 15	0.714 0.079
18	45 Clément ROUGÉ	FRA	Red Bull MotoGP Rookies Cup	KTM	2'04.872	5 15	1.292 0.578
19	55 Noah DETTWILER	SWI	Red Bull MotoGP Rookies Cup	KTM	2'05.576	14 15	1.996 0.704
20	70 Tyler SCOTT	USA	Red Bull MotoGP Rookies Cup	KTM	2'06.403	13 15	2.823 0.827
21	62 Aidan LIEBENBERG	RSA	Red Bull MotoGP Rookies Cup	KTM	2'09.720	6 15	6.140 3.317

Lap 14

29	2'04.730	
89	2'04.754	0.099
38	2'04.753	0.126
56	2'04.926	0.169
37	2'04.896	0.230
5	2'04.699	0.277
30	2'04.967	0.702
7	2'04.474	0.766
34	2'05.503	0.802
11	2'05.648	0.997
28	2'04.701	1.292
84	2'04.678	1.397
50	2'05.538	1.401
48	2'04.982	1.615
88	2'04.817	1.857
6	2'07.047	12.400
74	2'05.549	26.062
55	2'05.576	26.285
70	2'06.933	30.347
62	2'11.767	1'21.735
45	2'07.162	1'29.098

Lap 15

38	2'04.511	
89	2'04.554	0.016
29	2'04.697	0.060
5	2'04.507	0.147
56	2'04.670	0.202
34	2'04.307	0.472
37	2'04.931	0.524
7	2'04.459	0.588
11	2'04.379	0.739
50	2'04.275	1.039
28	2'04.436	1.091
30	2'05.092	1.157
84	2'04.430	1.190
48	2'04.608	1.586
88	2'04.488	1.708
6	2'08.406	16.169
74	2'05.870	27.295
55	2'05.715	27.363
70	2'07.018	32.728
62	2'12.375	1'29.473
45	2'06.495	1'30.956

Lapped rider

DORNA DATA PROCESSING TIMING SERVICE DORNA DATA PROCESSING TIMING SERVICE DORNA DATA PROCESSING TIMING SERVICE DORNA DATA PROCESSING TIMING SERVICE DORNA DATA PROCESSING TIMING SERVICE DORNA DATA PROCESSING TIMING SERVICE DORNA DATA PROCESSING TIMING SERVICE DORNA DATA PROCCEESSS

