


4226 m.

Rookies Cup**GP OCTO DI SAN MARINO E DELLA RIVIERA DI RIMINI****Free Practice Nr. 1****Classification**

	Rider	Nation	Team	Motorcycle	Time	Lap Total	Gap	Top Speed
1	99 Carlos TATAY	SPA	Red Bull MotoGP Rookies Cup	KTM	1'47.726	12 15		194.9
2	37 Pedro ACOSTA	SPA	Red Bull MotoGP Rookies Cup	KTM	1'48.112	15 15	0.386 0.386	195.6
3	56 Haruki NOGUCHI	JPN	Red Bull MotoGP Rookies Cup	KTM	1'48.135	14 16	0.409 0.023	197.0
4	89 Marcos URIARTE	SPA	Red Bull MotoGP Rookies Cup	KTM	1'48.253	11 16	0.527 0.118	198.5
5	28 Matteo BERTELLE	ITA	Red Bull MotoGP Rookies Cup	KTM	1'48.256	14 16	0.530 0.003	196.7
6	29 Billy VAN EERDE	AUS	Red Bull MotoGP Rookies Cup	KTM	1'48.344	14 16	0.618 0.088	198.8
7	7 Barry BALTUS	BEL	Red Bull MotoGP Rookies Cup	KTM	1'48.375	15 16	0.649 0.031	194.9
8	50 Jason DUPASQUIER	SWI	Red Bull MotoGP Rookies Cup	KTM	1'48.383	15 16	0.657 0.008	193.8
9	38 David SALVADOR	SPA	Red Bull MotoGP Rookies Cup	KTM	1'48.593	5 15	0.867 0.210	196.0
10	5 Lorenzo FELLON	FRA	Red Bull MotoGP Rookies Cup	KTM	1'48.626	6 15	0.900 0.033	197.4
11	30 Max COOK	GBR	Red Bull MotoGP Rookies Cup	KTM	1'48.648	7 15	0.922 0.022	194.2
12	74 Daijiro SAKO	JPN	Red Bull MotoGP Rookies Cup	KTM	1'48.969	6 16	1.243 0.321	196.3
13	44 Nicolas HERNANDEZ	COL	Red Bull MotoGP Rookies Cup	KTM	1'49.027	6 16	1.301 0.058	197.8
14	11 Alex ESCRIG	SPA	Red Bull MotoGP Rookies Cup	KTM	1'49.053	11 15	1.327 0.026	193.5
15	34 Mario AJI	INA	Red Bull MotoGP Rookies Cup	KTM	1'49.222	11 16	1.496 0.169	196.0
16	48 Gabin PLANQUES	FRA	Red Bull MotoGP Rookies Cup	KTM	1'49.421	12 15	1.695 0.199	200.0
17	88 Artem MARAEV	RUS	Red Bull MotoGP Rookies Cup	KTM	1'49.481	15 16	1.755 0.060	194.9
18	45 Clément ROUGÉ	FRA	Red Bull MotoGP Rookies Cup	KTM	1'50.661	8 12	2.935 1.180	194.2
19	6 Phillip TONN	GER	Red Bull MotoGP Rookies Cup	KTM	1'50.837	12 15	3.111 0.176	190.4
20	84 Zonta VAN DEN GOORBE	NED	Red Bull MotoGP Rookies Cup	KTM	1'51.412	3 3	3.686 0.575	193.8
21	55 Noah DETTWILER	SWI	Red Bull MotoGP Rookies Cup	KTM	1'51.682	13 15	3.956 0.270	195.2
22	70 Tyler SCOTT	USA	Red Bull MotoGP Rookies Cup	KTM	1'52.670	14 16	4.944 0.988	194.5
Not qualified (Out 107%)					1'55.266			
	62 Aidan LIEBENBERG	RSA	Red Bull MotoGP Rookies Cup	KTM	1'55.797	14 16	8.071 3.127	186.5

Practice condition: Dry**Air: 26°****Humidity: 50%****Ground: 35°**

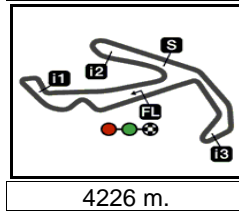
Fastest Lap:	Lap: 12	Carlos TATAY	1'47.726	141.2 Km/h
Best Race Lap:	2017	Kazuki MASAKI	1'45.265	144.5 Km/h
All Time Lap Record:	2017	Aleix VIU	1'45.023	144.8 Km/h

The results are provisional until the end of the limit for protest and appeals.

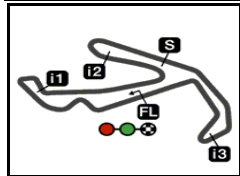
Time limit for protest expires 30' after publication of the results - Time:

DORNA DATA PROCESSING TIMING SERVICE DORNA DATA PROCESSING TIMING SERVICE DORNA DATA PROCESSING TIMING SERVICE DORNA DATA PROCESSING TIMING SERVICE DORNA DATA PROCESSING TIMING SERVICE DORNA DATA PROCESSING TIMING SERVICE DORNA DATA PROCESSING TIMING SERVICE DORNA DATA PROCESSING TIMING SERVICE DORNA DATA PROCESSING TIMING SERVICE DORNA DATA PROCESSING TIMING SERVICE DORNA DATA PROCESSESS



GP OCTO DI SAN MARINO E DELLA RIVIERA DI RIMINI**Free Practice Nr. 1****Top Speed & Average**

Rider	Nation	Motorcycle	Top 5 speeds					Average	Top
48 Gabin PLANQUES	FRA	KTM	200.0	197.0	197.0	195.6	194.2	196.8	200.0
29 Billy VAN EERDE	AUS	KTM	198.8	197.4	195.6	194.9	194.5	196.2	198.8
89 Marcos URIARTE	SPA	KTM	198.5	194.9	193.8	193.8	193.8	195.0	198.5
44 Nicolas HERNANDEZ	COL	KTM	197.8	196.7	195.6	195.2	193.8	195.8	197.8
5 Lorenzo FELLON	FRA	KTM	197.4	196.7	195.6	194.9	194.5	195.8	197.4
56 Haruki NOGUCHI	JPN	KTM	197.0	196.7	196.3	195.6	195.6	196.2	197.0
28 Matteo BERTELLE	ITA	KTM	196.7	196.0	194.9	194.9	194.2	195.3	196.7
74 Daijiro SAKO	JPN	KTM	196.3	196.3	195.6	195.6	194.5	195.7	196.3
34 Mario AJI	INA	KTM	196.0	195.2	194.9	194.9	194.5	195.0	196.0
38 David SALVADOR	SPA	KTM	196.0	194.2	194.2	194.2	193.2	194.4	196.0
37 Pedro ACOSTA	SPA	KTM	195.6	194.9	194.5	193.8	193.2	194.4	195.6
55 Noah DETTWILER	SWI	KTM	195.2	194.5	194.2	193.8	193.2	194.0	195.2
7 Barry BALTUS	BEL	KTM	194.9	194.5	193.8	193.2	192.1	193.7	194.9
88 Artem MARAEV	RUS	KTM	194.9	194.2	191.8	191.8	191.8	192.9	194.9
99 Carlos TATAY	SPA	KTM	194.9	191.8	191.8	191.4	191.4	192.1	194.9
70 Tyler SCOTT	USA	KTM	194.5	192.8	191.8	191.1	191.1	192.3	194.5
30 Max COOK	GBR	KTM	194.2	193.8	193.2	191.1	191.1	192.7	194.2
45 Clément ROUGÉ	FRA	KTM	194.2	193.5	190.1	189.4	189.4	191.3	194.2
50 Jason DUPASQUIER	SWI	KTM	193.8	192.1	192.1	191.8	191.1	192.2	193.8
84 Zonta VAN DEN GOORBERGH	NED	KTM	193.8	191.8	189.1			191.6	193.8
11 Alex ESCRIG	SPA	KTM	193.5	193.2	192.5	192.1	191.8	192.5	193.5
6 Phillip TONN	GER	KTM	190.4	189.8	189.4	189.1	188.8	189.5	190.4
62 Aidan LIEBENBERG	RSA	KTM	186.5	186.2	185.2	184.6	184.3	185.2	186.5




4226 m.

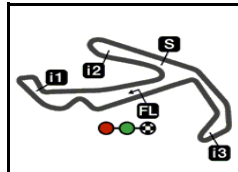
Rookies Cup

GP OCTO DI SAN MARINO E DELLA RIVIERA DI RIMINI

Free Practice Nr. 1

Fastest Laps Sequence

<i>Practice Time</i>	 <i>Rider</i>	<i>Nation</i>	<i>Motorcycle</i>	<i>Time</i>	<i>Km/h</i>	<i>Rider's Lap</i>
4'00.255	50 Jason DUPASQUIER	SWI	KTM	1'50.539	137.6	2
4'10.457	37 Pedro ACOSTA	SPA	KTM	1'50.000	138.3	2
5'50.057	50 Jason DUPASQUIER	SWI	KTM	1'49.802	138.5	3
5'59.793	37 Pedro ACOSTA	SPA	KTM	1'49.336	139.1	3
7'48.238	37 Pedro ACOSTA	SPA	KTM	1'48.445	140.2	4
15'27.801	99 Carlos TATAY	SPA	KTM	1'48.235	140.5	8
16'51.614	37 Pedro ACOSTA	SPA	KTM	1'48.204	140.6	8
22'40.879	99 Carlos TATAY	SPA	KTM	1'47.726	141.2	12



4226 m.

Rookies Cup

GP OCTO DI SAN MARINO E DELLA RIVIERA DI RIMINI

Free Practice Nr. 1

Chronological Analysis of Performances

* Lap / Sector time cancelled

T1 Time from finish line to 1st intermediate

T3 Time from 2nd intermed. to 3rd intermed.

P Crossing the finish line in pit lane

T2 Time from 1st intermed. to 2nd intermed.

T4 Time from 3rd intermediate to finish line

Lap	Lap Time	T1	T2	T3	T4	Speed	Lap	Lap Time	T1	T2	T3	T4	Speed
1st 99 Carlos TATAY Red Bull MotoGP Roo SPA Runs=1 Total laps=16 Full laps=13							8	1'55.574	28.987	26.051	32.255	28.281	191.8
1	2'43.261	35.926	27.381	31.664	25.043	188.4	9	1'49.201 *	28.824	25.995	30.368*	24.014	196.3
2	1'50.639	29.629	26.111	30.755	24.144	189.8	10	1'48.955	28.733	25.847	30.385	23.990	191.8
3	1'49.456	28.757	25.943	30.283	24.473	191.8	11	1'51.879 *	28.759	26.185	32.719*	24.216	192.1
4	1'48.851	28.669	25.868	30.392	23.922	191.8	12	1'50.909 *	28.585	26.350	30.442*	25.532	195.6
5	1'48.786	28.718	25.956	30.250	23.862	191.4	13	1'48.876	29.135	26.004	29.912	23.825	197.0
6	1'50.115	28.876	26.448	30.543	24.248	191.4	14	1'48.135	28.507	25.708	30.182	23.738	193.8
7	1'48.458	28.507	25.796	30.222	23.933	191.1	15	1'52.114	30.028	27.533	30.580	23.973	194.5
8	1'48.235	28.558	25.637	30.217	23.823	191.1	16	2'07.049	28.588	25.945			193.2
9	1'48.529	28.645	25.735	30.314	23.835	190.4	4th 89 Marcos URIARTE Red Bull MotoGP Roo SPA Runs=2 Total laps=16 Full laps=7						
10	1'48.527	28.625	25.757	30.218	23.927	191.1	1	2'28.263	33.362	26.590	30.641	24.750	193.5
11	1'48.296	28.696	25.594	30.181	23.825	191.4	2	1'50.571	29.992	25.932	30.505	24.142	198.5
12	1'47.726	28.537	25.434	30.009	23.746	194.9	3	1'48.624 *	28.884	25.796	30.058	23.886*	193.8
13	1'48.407	28.452	25.674	30.516	23.765	189.8	4	1'49.334 *	29.38*	25.975	30.004	23.971*	193.8
14	1'52.016 *	28.442	25.682	30.443	27.449*	189.4	5	1'48.917	28.650	25.944	30.340	23.983	191.8
15	1'48.925	28.625	26.067	30.359	23.874	190.8	6	1'48.315 *	28.641	25.744	30.141	23.789*	191.8
	PIT	28.597	28.620	34.117	19.081	165.3	7	1'59.148 *	34.87*	27.714	32.507	24.050	189.1
2nd 37 Pedro ACOSTA Red Bull MotoGP Roo SPA Runs=3 Total laps=15 Full laps=10							8	1'49.248	28.927	25.669	30.462	24.190	193.8
1	2'20.457	35.639	27.862	31.933	24.733	193.2	9	1'55.483	30.692	26.679	33.919	24.193	151.2
2	1'50.000	29.081	25.993	30.555	24.371	191.4	10	1'49.001 *	28.84*	25.873	30.238	24.042	192.1
3	1'49.336	28.998	25.985	30.332	24.021	192.1	11	1'48.253	28.586	25.743	29.967	23.957	193.5
4	1'48.445	28.510	25.734	30.198	24.003	191.8	12	1'42.620 P	28.421	25.763	29.957	18.479	194.9
5	1'48.638 P	29.207	27.118*	33.879	18.434	192.5	13	1'59.892	36.898	27.261	31.192	24.541	188.1
6	1'57.518	35.808	26.521	30.508	24.681	190.8	14	1'48.763	28.699	25.899	30.194	23.971	191.8
7	1'48.726	28.780	25.712	30.160	24.074	192.8	15	1'48.384	28.559	25.780	30.081	23.964	192.5
8	1'48.204	28.473	25.692	29.983	24.056	191.1	16	1'48.432 *	28.500	25.773	30.183	23.976*	192.1
9	1'50.103	29.101	26.428	30.336	24.238	194.9	5th 28 Matteo BERTELLE Red Bull MotoGP Roo ITA Runs=1 Total laps=16 Full laps=7						
10	1'48.498	28.613	25.685	30.117	24.083	192.5	1	2'21.575	37.424	27.978	32.163	25.017	193.5
11	1'47.382 P	31.01*	26.624	31.896	17.844	182.4	2	1'51.304	29.979	26.399	30.842	24.084	189.1
12	2'03.708	43.747	25.838	30.078	24.045	194.5	3	1'50.049 *	29.074	26.164	30.633*	24.178	190.1
13	1'48.578	28.468	26.107	29.908	24.095	193.8	4	1'49.271 *	28.790	26.040	30.411	24.030*	190.4
14	1'50.401	28.532	26.850	30.967	24.052	189.1	5	1'49.378	28.932	25.943	30.406	24.097	189.8
15	1'48.112	28.442	25.668	29.993	24.009	195.6	6	1'55.116 *	29.936	27.148	34.165	23.867*	172.5
3rd 56 Haruki NOGUCHI Red Bull MotoGP Roo JPN Runs=1 Total laps=16 Full laps=10							7	1'49.559 *	29.178	25.950	30.412*	24.019	192.8
1	2'21.937	39.139	28.747	32.691	25.019	193.5	8	1'48.946	29.001	25.655	30.198	24.092	196.0
2	1'52.488	29.939	26.825	31.209	24.515	193.2	9	1'48.622	28.724	25.801	30.156	23.941	190.8
3	1'51.053	29.323	26.867	30.688	24.175	196.7	10	1'58.389	31.498	27.952	34.550	24.389	184.3
4	1'49.924 *	29.165	26.063	30.538*	24.158	195.6	11	1'51.161	28.761	27.143	31.422	23.835	194.9
5	1'51.202	29.046	27.410	30.646	24.100	195.2	12	1'48.478 *	28.601	25.611	29.804*	24.462	196.7
6	1'49.069 *	28.796	25.978	30.332*	23.963	193.8	13	1'48.600 *	28.926	25.809*	29.927	23.938	194.2
7	1'49.583	28.915	26.178	30.459	24.031	191.8	14	1'48.256	28.557	25.786	29.978	23.935	193.2
Fastest Lap: Carlos TATAY Red Bull MotoGP Roo SPA 1'47.726 28.537 25.434 30.009 23.746							15	1'53.113 *	30.903	27.020	31.055*	24.135	194.9

DORNA DATA PROCESSING TIMING SERVICE DORNA DATA PROCESSING TIMING SERVICE DORNA DATA PROCESSING TIMING SERVICE DORNA DATA PROCESSING TIMING SERVICE DORNA DATA PROCESSING TIMING SERVICE DORNA DATA PROCESSING TIMING SERVICE DORNA DATA PROCESSING TIMING SERVICE DORNA DATA PROCESSING TIMING SERVICE DORNA DATA PROCESSESS



Free Practice Nr. 1

RookiesCup

Lap	Lap Time	T1	T2	T3	T4	Speed	Lap	Lap Time	T1	T2	T3	T4	Speed
16	1'50.314 *	28.901	26.381	30.933	24.099*	192.1	15	1'48.383	28.459	25.761	30.169	23.994	192.1
6th 29 Billy VAN EERDE Red Bull MotoGP Roo AUS							9th 38 David SALVADOR Red Bull MotoGP Roo SPA						
	Runs=1	Total laps=16	Full laps=11		Runs=2	Total laps=15	Full laps=9						
1	2'30.918	39.507	27.864	32.070	25.012	193.2	1	2'27.260	37.726	27.281	31.836	25.359	189.8
2	1'52.026	30.227	26.513	31.004	24.282	193.5	2	1'51.519	29.518	26.482	31.166	24.353	190.8
3	1'50.926	29.500	26.327	30.717	24.382	194.9	3	1'49.785	29.100	26.108	30.639	23.938	192.1
4	1'50.380 *	29.212	26.371*	30.545	24.252	193.5	4	1'48.827	28.656	25.904	30.289	23.978	194.2
5	1'49.835	29.190	26.163	30.361	24.121	192.5	5	1'48.593	28.400	25.791	30.449	23.953	194.2
6	1'49.430	28.906	26.061	30.397	24.066	193.5	6	1'48.661	28.516	25.810	30.438	23.897	192.5
7	1'49.309 *	28.984	25.935	30.254	24.136*	193.2	7	1'53.253 *	32.242	26.583*	30.392	24.036	196.0
8	1'49.403	28.921	25.922	30.405	24.155	193.8	8	1'46.286 P	28.748	26.892	30.694	19.952	189.1
9	1'48.986	28.784	25.976	30.118	24.108	194.2	9	1'58.315	35.225	27.574	31.125	24.391	180.0
10	1'48.929	28.763	25.789	30.345	24.032	195.6	10	1'49.761	28.428	26.057	30.403	24.873	193.2
11	1'49.607	29.074	26.065	30.297	24.171	193.2	11	1'48.385 *	28.494	25.799	30.057	24.035*	194.2
12	1'51.989 *	28.742	26.040	31.046	26.161*	186.5	12	1'51.399	28.701	28.464	30.345	23.889	191.8
13	1'49.242	29.293	26.151	29.975	23.823	197.4	13	1'48.782	28.496	25.932	30.420	23.934	191.4
14	1'48.344	28.676	25.725	30.007	23.936	194.5	14	1'51.334	30.626	26.103	30.596	24.009	192.1
15	1'52.074 *	29.182	27.961*	31.003	23.928*	198.8	15	1'52.962 *	28.848	26.224	33.400	24.490*	154.7
16	1'50.265	28.925	25.892	31.197	24.251	189.8							

7th 7 Barry BALTUS Red Bull MotoGP Roo BEL							10th 5 Lorenzo FELLON Red Bull MotoGP Roo FRA						
	Runs=2	Total laps=16	Full laps=9		Runs=2	Total laps=15	Full laps=7						
1	2'28.726	36.562	27.542	30.946	24.779	191.8	1	2'23.237	36.142	31.852	33.411	25.200	191.4
2	1'52.844	30.388	26.251	30.658	25.547	191.1	2	1'51.339	29.493	26.550	30.800	24.496	194.5
3	1'49.698	29.430	25.967	30.321	23.980	191.4	3	1'50.612	29.382	26.506	30.542	24.182	191.8
4	1'49.288	28.939	25.960	30.244	24.145	194.5	4	1'49.688	28.885	26.213	30.470	24.120	191.8
5	1'49.307 *	29.035	25.817	30.382	24.073*	194.9	5	1'52.386	29.224	27.645	31.359	24.158	197.4
6	1'48.544 *	28.514	25.802	30.090	24.138*	191.8	6	1'48.626	28.695	25.881	30.187	23.863	196.7
7	1'48.795 *	28.677	25.952	30.107*	24.059	193.2	7	1'54.937 *	29.030	27.272	30.282	28.353*	194.2
8	1'46.528 P	28.962	28.633	30.705	18.228	190.4	8	1'46.186 P	29.837	26.520	30.573	19.256	191.8
9	1'54.809	34.038	26.036	30.445	24.290	187.8	9	1'56.502 *	35.493	26.269	30.618	24.122*	191.8
10	1'49.437	28.840	26.131	30.327	24.139	188.1	10	1'49.353	28.630	26.206	30.454	24.063	191.8
11	1'48.960	28.688	26.041	30.301	23.930	187.8	11	1'53.948 *	28.519	26.212*	30.290	28.927	190.4
12	1'48.923 *	28.574	25.857	30.529	23.963*	188.8	12	1'51.655 *	31.82*	25.831	29.968	24.035	195.6
13	1'49.216	28.709	25.923	30.604	23.980	188.8	13	1'49.742	28.657	26.637	30.636	23.812	194.9
14	1'49.549	28.644	26.722	30.175	24.008	192.1	14	1'48.498 *	28.375	25.913	30.325	23.885*	192.5
15	1'48.375	28.547	25.872	30.062	23.894	193.8	15	1'49.857 *	28.472	26.761*	30.672	23.952	190.1
16	1'50.311	28.417	27.857	30.210	23.827	190.8							

8th 50 Jason DUPASQUIE Red Bull MotoGP Roo SWI							11th 30 Max COOK Red Bull MotoGP Roo GBR						
	Runs=2	Total laps=16	Full laps=12		Runs=3	Total laps=15	Full laps=6						
1	2'09.716	35.018	26.684	31.113	24.547	189.8	1	2'27.410	39.785	27.903	31.712	25.385	191.1
2	1'50.539	29.417	26.084	30.567	24.471	189.8	2	1'52.658	30.474	26.472	31.305	24.407	194.2
3	1'49.802	29.146	25.973	30.324	24.359	190.4	3	1'50.068	29.307	26.127	30.584	24.050	191.1
4	1'49.695	29.124	26.079	30.325	24.167	190.4	4	1'49.821 *	29.089	26.355*	30.230	24.147	190.1
5	1'49.149 P	29.675	27.559	32.893	19.022	175.3	5	1'49.541	28.948	26.093	30.426	24.074	189.8
6	1'57.566	36.699	26.390	30.414	24.063	190.1	6	1'49.217	28.684	26.316	30.192	24.025	193.2
7	1'54.941	28.726	27.222	34.055	24.938	167.4	7	1'48.648	28.745	25.859	30.075	23.969	193.8
8	1'49.692	29.562	25.889	30.165	24.076	192.1	8	1'53.744 P	31.724	30.245	31.326	20.449	187.8
9	1'49.436	28.451	26.434	30.448	24.103	189.8	9	1'53.945 P	38.095	26.676	30.646	18.528	187.1
10	1'48.684	28.948	25.726	29.988	24.022	193.8	10	1'56.784	35.440	26.618	30.502	24.224	188.4
11	1'48.777	28.545	26.056	30.172	24.004	190.4	11	1'49.191 *	28.672	26.099	30.427	23.993*	188.4
12	1'51.349	28.536	26.036	32.308	24.469	174.1	12	1'50.321 *	28.684	26.081	31.432	24.124*	187.5
13	1'48.635 *	28.416	25.915	30.154	24.150*	191.1	13	1'52.645	29.218	26.469	32.437	24.521	186.5
14	1'48.467	28.667	25.853	29.999	23.948	191.8	14	1'53.559 *	32.951*	26.097	30.429	24.083*	189.4
							15	1'48.932 *	28.585	25.930	30.325	24.092*	189.8

Fastest Lap: Carlos TATAY Red Bull MotoGP Roo SPA **1'47.726** 28.537 25.434 30.009 23.746

DORNA DATA PROCESSING TIMING SERVICE DORNA DATA PROCESSING TIMING SERVICE DORNA DATA PROCESSING TIMING SERVICE DORNA DATA PROCESSING TIMING SERVICE DORNA DATA PROCESSING TIMING SERVICE DORNA DATA PROCESSING TIMING SERVICE DORNA DATA PROCESSING TIMING SERVICE DORNA DATA PROCESSING TIMING SERVICE DORNA DATA PROCCEESSS

Free Practice Nr. 1

RookiesCup

Lap	Lap Time	T1	T2	T3	T4	Speed	Lap	Lap Time	T1	T2	T3	T4	Speed	
18th	45	Clément ROUGÉ					Red Bull MotoGP Roo FRA	15	1'51.981	29.486	26.340	31.250	24.905	191.1
		Runs=3	Total laps=12	Full laps=7										
1	2'31.295	36.408	27.464	32.132	25.135	193.5								
2	8'30.929 P	30.135	26.920			194.2	22nd	70	Tyler SCOTT					Red Bull MotoGP Roo USA
									Runs=1	Total laps=16	Full laps=15			
3	2'03.229	37.884	28.254	32.010	25.081	187.1	1	2'27.176	38.237	29.454	34.801	27.627	188.1	
4	1'58.708	29.563	26.755			186.2	2	2'00.114	31.977	28.329	33.474	26.334	191.8	
5	1'51.188	29.390	26.273	31.032	24.493	189.4	3	1'56.731	30.837	27.485	32.573	25.836	191.1	
6	1'51.032	29.166	26.131	31.448	24.287	188.4	4	1'56.171	30.499	27.276	32.385	26.011	190.1	
7	1'51.334	29.040	26.468	31.346	24.480	187.8	5	1'55.168	30.375	26.965	32.040	25.788	190.1	
8	1'50.661	28.965	26.189	31.235	24.272	189.4	6	1'55.052	30.378	26.993	31.968	25.713	189.8	
9	1'49.362 P	30.402	27.499	31.936	19.525	187.8	7	1'54.685	30.086	27.057	31.950	25.592	189.1	
10	1'58.339	35.996	26.649	31.366	24.328	188.8	8	1'54.174	29.966	26.916	31.911	25.381	189.1	
11	1'51.257	29.356	26.299	31.329	24.273	189.1	9	1'53.565	29.615	26.708	31.877	25.365	188.8	
12	1'50.668	29.204	26.201	30.940	24.323	190.1	10	1'53.392	29.761	26.657	31.763	25.211	188.4	
							11	1'53.620	29.738	26.793	31.557	25.532	189.4	
19th	6	Phillip TONN					Red Bull MotoGP Roo GER	12	1'54.022	29.637	27.294	31.433	25.658	192.8
		Runs=2	Total laps=15	Full laps=4				13	1'53.022	29.502	26.729	31.515	25.276	190.4
1	2'24.182	36.705	30.015	35.452	26.839	183.9	14	1'52.670	29.246	27.340	31.014	25.070	194.5	
2	1'57.331	31.428	27.426	32.663	25.814	189.4	15	1'52.748	29.480	26.761	31.210	25.297	191.1	
3	1'55.154 *	30.637	27.037	32.364	25.116*	190.4	16	1'53.990	30.064	26.837	31.594	25.495	189.4	
4	1'54.453 *	29.965	26.980*	32.275	25.233*	188.8								
5	1'53.105 *	29.522	26.902	31.876	24.805*	188.4	23rd	62	Aidan LIEBENBER					Red Bull MotoGP Roo RSA
6	1'52.798 *	29.754	26.735	31.563	24.746*	187.8			Runs=1	Total laps=16	Full laps=15			
7	1'53.308 *	29.689	27.128*	31.645	24.846	186.2	1	2'27.186	39.750	30.509	35.991	27.726	186.5	
8	1'52.006	29.902	26.370	31.243	24.491	189.8	2	2'03.622	33.537	28.340	34.557	27.188	186.2	
9	1'52.323	29.549	26.304	31.722	24.748	186.5	3	1'59.786	32.049	27.683	33.335	26.719	185.2	
10	1'51.869 *	29.472	26.235	31.494	24.668*	187.1	4	1'59.084	31.615	28.146	33.047	26.276	184.6	
11	1'51.097 *	28.998	26.511*	31.219	24.369	187.8	5	1'58.000	31.323	27.777	32.910	25.990	183.6	
12	1'50.837	28.983	26.351	31.042	24.461	189.1	6	1'57.146	31.016	27.499	32.683	25.948	183.3	
13	1'51.260 *	28.941	26.642*	31.243	24.434*	187.8	7	1'56.731	30.878	27.467	32.558	25.828	183.9	
14	1'51.307 P	31.788	27.026	31.984	20.509	186.2	8	1'56.850	30.850	27.615	32.599	25.786	183.6	
15	1'56.236 *	32.739	27.112	31.377*	25.008	188.4	9	1'56.519	30.722	27.579	32.323	25.895	184.3	
							10	1'56.423	30.838	27.439	32.417	25.729	183.9	
20th	84	Zonta VAN DEN GO					Red Bull MotoGP Roo NED	11	1'56.681	30.888	27.487	32.576	25.730	183.0
		Runs=1	Total laps=4	Full laps=2				12	1'56.093	30.775	27.511	32.334	25.473	183.9
1	2'24.174	38.800	28.891	34.197	26.207	191.8	13	1'56.150	30.850	27.188	32.447	25.665	183.6	
2	1'53.658	30.643	26.571	31.593	24.851	193.8	14	1'55.797	30.649	27.223	32.263	25.662	184.3	
3	1'51.412	29.759	26.234	31.237	24.182	189.1	15	1'56.701	30.566	27.818	32.295	26.022	183.6	
	unfinished	29.659					16	1'57.713	30.694	27.564	33.103	26.352	180.9	
21st	55	Noah DETTWILER					Red Bull MotoGP Roo SWI							
		Runs=2	Total laps=15	Full laps=11										
1	2'28.685	37.288	29.123	33.392	26.801	191.8								
2	1'56.933	31.721	27.342	32.169	25.701	194.2								
3	1'55.133	30.561	26.970	32.093	25.509	193.2								
4	1'53.606	30.053	26.921	31.408	25.224	195.2								
5	1'52.691	29.650	26.574	31.438	25.029	193.2								
6	1'47.263 P	29.842	26.763	31.861	18.797	192.1								
7	2'07.771	36.333	28.847	36.580	26.011	191.8								
8	1'54.357	30.399	27.012	31.806	25.140	191.8								
9	1'52.974	29.688	26.720	31.564	25.002	192.5								
10	1'52.837 *	29.672	26.853*	31.413	24.899	192.1								
11	1'52.742	29.934	26.539	31.378	24.891	194.5								
12	1'52.085	29.628	26.396	31.332	24.729	192.5								
13	1'51.682	29.521	26.274	31.240	24.647	192.8								
14	1'51.862	29.656	26.144	31.491	24.571	193.8								

Fastest Lap: Carlos TATAY Red Bull MotoGP Roo SPA 1'47.726 28.537 25.434 30.009 23.746

DORNA DATA PROCESSING TIMING SERVICE DORNA DATA PROCESSING TIMING SERVICE DORNA DATA PROCESSING TIMING SERVICE DORNA DATA PROCESSING TIMING SERVICE DORNA DATA PROCESSING TIMING SERVICE DORNA DATA PROCESSING TIMING SERVICE DORNA DATA PROCESSING TIMING SERVICE DORNA DATA PROCCEESSS

