World Circuit Marco Si

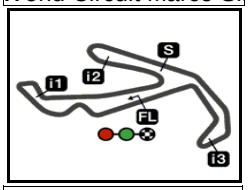

4226 m.

Results and timing service provided by TISSOT

RookiesCup

GP OCTO DI SAN MARINO E DELLA RIVIERA DI RIMINI

Free Practice Nr. 2

Classification

		Rider	Nation	Team	Motorcycle	Time	Lap	Total	Gap		Top Speed
1	37	**Pedro ACOSTA**	SPA	Red Bull MotoGP Rookies Cup	KTM	**1'46.739**	11	16			**200.3**
2	99	**Carlos TATAY**	SPA	Red Bull MotoGP Rookies Cup	KTM	**1'47.110**	15	16	0.371	0.371	**196.0**
3	56	**Haruki NOGUCHI**	JPN	Red Bull MotoGP Rookies Cup	KTM	**1'47.125**	4	16	0.386	0.015	**200.0**
4	38	**David SALVADOR**	SPA	Red Bull MotoGP Rookies Cup	KTM	**1'47.173**	9	16	0.434	0.048	**196.7**
5	28	**Matteo BERTELLE**	ITA	Red Bull MotoGP Rookies Cup	KTM	**1'47.182**	15	16	0.443	0.009	**198.1**
6	89	**Marcos URIARTE**	SPA	Red Bull MotoGP Rookies Cup	KTM	**1'47.197**	15	15	0.458	0.015	**200.7**
7	7	**Barry BALTUS**	BEL	Red Bull MotoGP Rookies Cup	KTM	**1'47.455**	10	16	0.716	0.258	**195.6**
8	30	**Max COOK**	GBR	Red Bull MotoGP Rookies Cup	KTM	**1'47.464**	9	9	0.725	0.009	**195.6**
9	11	**Alex ESCRIG**	SPA	Red Bull MotoGP Rookies Cup	KTM	**1'47.567**	3	16	0.828	0.103	**195.2**
10	48	**Gabin PLANQUES**	FRA	Red Bull MotoGP Rookies Cup	KTM	**1'47.740**	14	16	1.001	0.173	**199.6**
11	34	**Mario AJI**	INA	Red Bull MotoGP Rookies Cup	KTM	**1'47.750**	6	15	1.011	0.010	**197.8**
12	5	**Lorenzo FELLON**	FRA	Red Bull MotoGP Rookies Cup	KTM	**1'47.794**	7	13	1.055	0.044	**198.1**
13	74	**Daijiro SAKO**	JPN	Red Bull MotoGP Rookies Cup	KTM	**1'47.809**	14	16	1.070	0.015	**198.8**
14	50	**Jason DUPASQUIER**	SWI	Red Bull MotoGP Rookies Cup	KTM	**1'47.834**	12	15	1.095	0.025	**196.3**
15	44	**Nicolas HERNANDEZ**	COL	Red Bull MotoGP Rookies Cup	KTM	**1'48.358**	9	15	1.619	0.524	**196.7**
16	88	**Artem MARAEV**	RUS	Red Bull MotoGP Rookies Cup	KTM	**1'48.666**	8	16	1.927	0.308	**192.5**
17	29	**Billy VAN EERDE**	AUS	Red Bull MotoGP Rookies Cup	KTM	**1'48.743**	8	10	2.004	0.077	**197.4**
18	84	**Zonta VAN DEN GOORBE**	NED	Red Bull MotoGP Rookies Cup	KTM	**1'48.752**	9	16	2.013	0.009	**197.4**
19	45	**Clément ROUGÉ**	FRA	Red Bull MotoGP Rookies Cup	KTM	**1'49.175**	9	16	2.436	0.423	**193.2**
20	6	**Phillip TONN**	GER	Red Bull MotoGP Rookies Cup	KTM	**1'50.032**	3	14	3.293	0.857	**195.6**
21	55	**Noah DETTWILER**	SWI	Red Bull MotoGP Rookies Cup	KTM	**1'50.414**	14	16	3.675	0.382	**195.2**
22	70	**Tyler SCOTT**	USA	Red Bull MotoGP Rookies Cup	KTM	**1'51.276**	12	16	4.537	0.862	**196.3**
Not qualified (Out 107%)						**1'54.210**					
	62	**Aidan LIEBENBERG**	RSA	Red Bull MotoGP Rookies Cup	KTM	**1'54.215**	12	16	7.476	2.939	**186.8**

Practice condition: **Dry**
Air: 25°
Humidity: 58%
Ground: 38°

Fastest Lap:	Lap: 11	**Pedro ACOSTA**	**1'46.739**	142.5 Km/h
Best Race Lap:	2017	**Kazuki MASAKI**	**1'45.265**	144.5 Km/h
All Time Lap Record:	2017	**Aleix VIU**	**1'45.023**	144.8 Km/h

The results are provisional until the end of the limit for protest and appeals.

Time limit for protest expires 30' after publication of the results - ..... Time: .....

DORNA DATA PROCESSING .TIMING SERVICE DORNA DATA PROCESSING TIMING SERVICE DORNA DATA PROCESSING TIMING SERVICE DORNA DATA PROCESSING TIMING SERVICE DORNA DATA PROCESSING TIMING SERVICE DORNA DATA PROCESSING TIMING SERVICE DORNA DATA PROCCEESSS

Misano Adriatico, Friday, September 13, 20..

World Circuit Marco Si

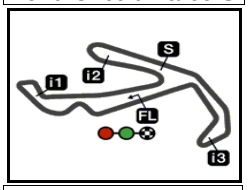

4226 m.

Results and timing service provided by TISSOT

RookiesCup

GP OCTO DI SAN MARINO E DELLA RIVIERA DI RIMINI

Free Practice Nr. 2

Top Speed & Average

	Rider	Nation	Motorcycle	Top 5 speeds					Average	Top
89	**Marcos URIARTE**	**SPA**	KTM	200.7	198.8	198.5	198.1	197.0	198.4	**200.7**
37	**Pedro ACOSTA**	**SPA**	KTM	200.3	198.1	197.4	197.0	196.3	197.8	**200.3**
56	**Haruki NOGUCHI**	**JPN**	KTM	200.0	196.3	196.3	195.6	195.6	196.6	**200.0**
48	**Gabin PLANQUES**	**FRA**	KTM	199.6	198.8	198.1	198.1	197.4	198.2	**199.6**
74	**Daijiro SAKO**	**JPN**	KTM	198.8	197.4	197.4	197.4	197.4	197.7	**198.8**
5	**Lorenzo FELLON**	**FRA**	KTM	198.1	196.0	195.2	194.2	193.2	195.3	**198.1**
28	**Matteo BERTELLE**	**ITA**	KTM	198.1	197.8	197.0	197.0	195.6	196.9	**198.1**
34	**Mario AJI**	**INA**	KTM	197.8	197.0	195.2	194.2	193.8	195.6	**197.8**
29	**Billy VAN EERDE**	**AUS**	KTM	197.4	196.3	195.2	194.9	193.8	195.5	**197.4**
84	**Zonta VAN DEN GOORBERGH**	**NED**	KTM	197.4	197.0	196.7	196.0	196.0	196.6	**197.4**
38	**David SALVADOR**	**SPA**	KTM	196.7	196.0	195.2	194.2	194.2	195.3	**196.7**
44	**Nicolas HERNANDEZ**	**COL**	KTM	196.7	194.2	193.8	193.5	193.5	194.3	**196.7**
50	**Jason DUPASQUIER**	**SWI**	KTM	196.3	195.2	195.2	193.8	191.8	194.5	**196.3**
70	**Tyler SCOTT**	**USA**	KTM	196.3	193.2	193.2	193.2	192.8	193.7	**196.3**
99	**Carlos TATAY**	**SPA**	KTM	196.0	195.6	194.2	193.5	193.2	194.3	**196.0**
6	**Phillip TONN**	**GER**	KTM	195.6	195.6	193.2	191.8	191.1	193.5	**195.6**
7	**Barry BALTUS**	**BEL**	KTM	195.6	194.2	193.5	192.8	191.8	193.6	**195.6**
30	**Max COOK**	**GBR**	KTM	195.6	193.8	193.2	191.8	190.1	192.4	**195.6**
11	**Alex ESCRIG**	**SPA**	KTM	195.2	195.2	194.9	194.2	194.2	194.7	**195.2**
55	**Noah DETTWILER**	**SWI**	KTM	195.2	194.9	194.9	194.5	194.5	194.8	**195.2**
45	**Clément ROUGÉ**	**FRA**	KTM	193.2	193.2	192.8	192.5	192.5	192.8	**193.2**
88	**Artem MARAEV**	**RUS**	KTM	192.5	192.5	190.8	190.1	190.1	191.2	**192.5**
62	**Aidan LIEBENBERG**	**RSA**	KTM	186.8	186.5	186.5	185.8	185.2	186.2	**186.8**

DORNA DATA PROCESSING ,TIMING SERVICE DORNA DATA PROCESSING TIMING SERVICE DORNA DATA PROCESSING TIMING SERVICE DORNA DATA PROCESSING TIMING SERVICE DORNA DATA PROCESSING TIMING SERVICE DORNA DATA PROCESSING TIMING SERVICE DORNA DATA PROCESSING TIMING SERVICE DORNA DATA PROCCEESSS

World Circuit Marco Si

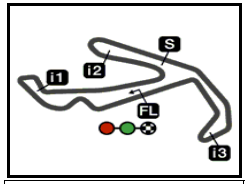

4226 m.

Results and timing service provided by TISSOT

RookiesCup

GP OCTO DI SAN MARINO E DELLA RIVIERA DI RIMINI

Free Practice Nr. 2

Best Partial Times

IT *Ideal Lap Time, sum of the best partial times* ***BT*** *Best Lap Time*

T1			T2		T3		T4	
Pos	Rider	Time	Rider	Time	Rider	Time	Rider	Time
1	H.NOGUCHI	28.095	P.ACOSTA	25.228	M.URIARTE	29.568	A.ESCRIG	23.479
2	M.URIARTE	28.103	C.TATAY	25.310	P.ACOSTA	29.670	M.AJI	23.487
3	C.TATAY	28.138	M.BERTELLE	25.411	J.DUPASQUIER	29.744	C.TATAY	23.520
4	A.ESCRIG	28.162	H.NOGUCHI	25.445	C.TATAY	29.765	P.ACOSTA	23.533
5	P.ACOSTA	28.166	D.SALVADOR	25.460	L.FELLON	29.784	H.NOGUCHI	23.535
6	M.AJI	28.172	M.URIARTE	25.473	D.SALVADOR	29.806	D.SALVADOR	23.550
7	D.SALVADOR	28.179	G.PLANQUES	25.478	H.NOGUCHI	29.816	M.BERTELLE	23.588
8	D.SAKO	28.195	B.BALTUS	25.480	M.BERTELLE	29.832	M.COOK	23.590
9	G.PLANQUES	28.231	M.AJI	25.564	M.AJI	29.867	M.URIARTE	23.634
10	B.BALTUS	28.251	J.DUPASQUIER	25.580	M.COOK	29.903	B.BALTUS	23.667
11	M.BERTELLE	28.297	A.ESCRIG	25.592	D.SAKO	29.995	G.PLANQUES	23.675
12	J.DUPASQUIER	28.297	M.COOK	25.600	B.VAN EERDE	30.002	L.FELLON	23.748
13	L.FELLON	28.303	D.SAKO	25.633	B.BALTUS	30.014	D.SAKO	23.776
14	M.COOK	28.368	N.HERNANDEZ	25.653	A.ESCRIG	30.041	J.DUPASQUIER	23.790
15	B.VAN EERDE	28.534	L.FELLON	25.656	Z.VAN DEN GOO	30.049	A.MARAEV	23.825
16	N.HERNANDEZ	28.559	C.ROUGÉ	25.701	G.PLANQUES	30.055	B.VAN EERDE	23.855
17	P.TONN	28.608	Z.VAN DEN GOO	25.744	N.HERNANDEZ	30.094	N.HERNANDEZ	23.881
18	A.MARAEV	28.617	A.MARAEV	25.747	P.TONN	30.189	Z.VAN DEN GOO	23.906
19	C.ROUGÉ	28.687	B.VAN EERDE	25.812	A.MARAEV	30.407	C.ROUGÉ	23.980
20	Z.VAN DEN GOO	28.688	P.TONN	25.953	C.ROUGÉ	30.516	P.TONN	24.057
21	N.DETTWILER	29.173	N.DETTWILER	25.988	N.DETTWILER	30.611	N.DETTWILER	24.398
22	T.SCOTT	29.205	T.SCOTT	26.169	T.SCOTT	30.630	T.SCOTT	24.602
23	A.LIEBENBERG	29.973	A.LIEBENBERG	26.878	A.LIEBENBERG	31.980	A.LIEBENBERG	25.037

Pos	Rider	IT	BT	
1	P.ACOSTA	1'46.597	1'46.739	(1)
2	C.TATAY	1'46.733	1'47.110	(2)
3	M.URIARTE	1'46.778	1'47.197	(6)
4	H.NOGUCHI	1'46.891	1'47.125	(3)
5	D.SALVADOR	1'46.995	1'47.173	(4)
6	M.AJI	1'47.090	1'47.750	(11)
7	M.BERTELLE	1'47.128	1'47.182	(5)
8	A.ESCRIG	1'47.274	1'47.567	(9)
9	J.DUPASQUIE	1'47.411	1'47.834	(14)
10	B.BALTUS	1'47.412	1'47.455	(7)
11	G.PLANQUES	1'47.439	1'47.740	(10)
12	M.COOK	1'47.461	1'47.464	(8)
13	L.FELLON	1'47.491	1'47.794	(12)
14	D.SAKO	1'47.599	1'47.809	(13)
15	N.HERNANDE	1'48.187	1'48.358	(15)
16	B.VAN EERDE	1'48.203	1'48.743	(17)
17	Z.VAN DEN G	1'48.387	1'48.752	(18)
18	A.MARAEV	1'48.596	1'48.666	(16)
19	P.TONN	1'48.807	1'50.032	(20)
20	C.ROUGÉ	1'48.884	1'49.175	(19)
21	N.DETTWILER	1'50.170	1'50.414	(21)
22	T.SCOTT	1'50.606	1'51.276	(22)
23	A.LIEBENBER	1'53.868		(-1)

DORNA DATA PROCESSING .TIMING SERVICE DORNA DATA PROCESSING TIMING SERVICE DORNA DATA PROCESSING TIMING SERVICE DORNA DATA PROCESSING TIMING SERVICE DORNA DATA PROCESSING TIMING SERVICE DORNA DATA PROCESSING TIMING SERVICE DORNA DATA PROCESSING TIMING SERVICE DORNA DATA PROCCESSS

World Circuit Marco Si

4226 m.

Results and timing service provided by TISSOT

RookiesCup

GP OCTO DI SAN MARINO E DELLA RIVIERA DI RIMINI

Free Practice Nr. 2

Fastest Laps Sequence

Practice Time		Rider	Nation	Motorcycle	Time	Km/h	Rider's Lap
4'03.423	88	**Artem MARAEV**	RUS	KTM	**1'50.091**	138.1	2
4'07.170	50	**Jason DUPASQUIER**	SWI	KTM	**1'48.934**	139.6	2
4'39.059	37	**Pedro ACOSTA**	SPA	KTM	**1'48.028**	140.8	2
6'26.998	37	**Pedro ACOSTA**	SPA	KTM	**1'47.939**	140.9	3
6'29.310	38	**David SALVADOR**	SPA	KTM	**1'47.828**	141.0	3
6'29.500	28	**Matteo BERTELLE**	ITA	KTM	**1'47.812**	141.1	3
6'30.020	11	**Alex ESCRIG**	SPA	KTM	**1'47.567**	141.4	3
8'25.579	99	**Carlos TATAY**	SPA	KTM	**1'47.175**	141.9	4
8'25.670	56	**Haruki NOGUCHI**	JPN	KTM	**1'47.125**	142.0	4
21'06.868	37	**Pedro ACOSTA**	SPA	KTM	**1'46.739**	142.5	11

DORNA DATA PROCESSING ,TIMING SERVICE DORNA DATA PROCESSING TIMING SERVICE DORNA DATA PROCESSING TIMING SERVICE DORNA DATA PROCESSING TIMING SERVICE DORNA DATA PROCESSING TIMING SERVICE DORNA DATA PROCESSING TIMING SERVICE DORNA DATA PROCESSING TIMING SERVICE DORNA DATA PROCCEESSS

World Circuit Marco Si

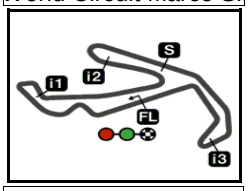

4226 m.

Results and timing service provided by TISSOT

RookiesCup

GP OCTO DI SAN MARINO E DELLA RIVIERA DI RIMINI

Free Practice Nr. 2

Chronological Analysis of Performances

** Lap / Sector time cancelled* — *T1 Time from finish line to 1st intermediate* — *T3 Time from 2nd intermed. to 3rd intermed.*

P Crossing the finish line in pit lane — *T2 Time from 1st intermed. to 2nd intermed.* — *T4 Time from 3rd intermediate to finish line*

1st 37 Pedro ACOSTA — Red Bull MotoGP Roo SPA

Runs=1 Total laps=16 Full laps=11

Lap	Lap Time		T1	T2	T3	T4	Speed
1	2'51.031		57.659	32.672	30.706	24.258	191.4
2	**1'48.028**		28.632	25.566	29.948	23.882	193.8
3	**1'47.939**		28.499	25.674	29.860	23.906	193.2
4	**1'47.907**		28.576	25.443	30.049	23.839	192.5
5	1'53.252	*	33.01*	25.885	30.446	23.904	197.4
6	**1'47.428**		28.619	25.228	29.976	23.605	196.3
7	**1'56.852**		30.524	26.597	35.052	24.679	193.8
8	1'51.563	*	28.542	25.578	30.480*	26.963	200.3
9	**1'47.493**		28.552	25.392	29.848	23.701	194.2
10	**1'48.636**		29.059	25.849	29.741	23.987	196.0
11	**1'46.739**		28.179	25.357	29.670	23.533	195.6
12	1'52.150	*	31.14*	26.688	30.229	24.087	194.5
13	**1'49.420**		28.166	26.150	30.282	24.822	197.0
14	**1'48.162**		28.324	25.700	30.248	23.890	198.1
15	**1'47.247**		28.177	25.425	29.847	23.798	193.8
16	1'47.747	*	28.247	25.396	30.170	23.934*	194.9

2nd 99 Carlos TATAY — Red Bull MotoGP Roo SPA

Runs=1 Total laps=16 Full laps=15

Lap	Lap Time		T1	T2	T3	T4	Speed
1	3'01.677		55.819	32.662	34.200	24.435	180.3
2	**1'48.896**		28.756	25.926	30.346	23.868	191.1
3	**1'47.831**		28.414	25.557	30.105	23.755	193.5
4	**1'47.175**		28.243	25.483	29.765	23.684	194.2
5	**1'47.823**		28.734	25.527	29.933	23.629	193.2
6	**1'49.896**		29.489	26.356	30.307	23.744	192.8
7	**1'47.366**		28.269	25.345	29.774	23.978	196.0
8	**1'47.424**		28.412	25.310	30.059	23.643	195.6
9	**1'47.176**		28.171	25.455	29.893	23.657	192.1
10	**1'47.389**		28.138	25.542	29.993	23.716	192.5
11	**1'47.540**		28.330	25.552	30.030	23.628	190.4
12	**1'49.666**		28.229	26.660	30.937	23.840	187.1
13	**1'47.699**		28.220	25.707	30.252	23.520	189.8
14	**1'52.335**		30.035	27.841	30.814	23.645	189.1
15	**1'47.110**		28.196	25.360	29.930	23.624	192.8
16	**1'47.833**		28.300	25.727	30.168	23.638	193.2

3rd 56 Haruki NOGUCHI — Red Bull MotoGP Roo JPN

Runs=1 Total laps=16 Full laps=11

Lap	Lap Time		T1	T2	T3	T4	Speed
1	3'01.784		55.262	30.167	36.527	24.341	180.6
2	**1'49.059**		28.820	26.060	30.417	23.762	194.2
3	**1'47.702**		28.445	25.617	29.980	23.660	196.3
4	**1'47.125**		28.297	25.445	29.848	23.535	200.0
5	**1'48.260**		29.155	25.699	29.816	23.590	195.6
6	1'47.911	*	28.447	25.595	30.225	23.644*	194.9
7	1'47.685	*	28.266	25.463	30.010*	23.946*	195.6
8	1'48.379	*	28.866	25.728	30.054*	23.731	195.2
9	**1'47.496**		28.525	25.458	29.888	23.625	195.6
10	**1'48.188**		28.877	25.686	29.983	23.642	194.2
11	**1'47.446**		28.174	25.837	29.829	23.606	193.5
12	**1'47.380**		28.095	25.530	30.119	23.636	192.1
13	1'51.588	*	32.28*	25.603	30.087	23.616	193.2
14	**1'47.799**		28.582	25.552	29.978	23.687	196.3
15	**1'48.081**		28.472	25.689	30.167	23.753	191.8
16	**1'48.904**		29.305	25.685	30.212	23.702	193.2

4th 38 David SALVADOR — Red Bull MotoGP Roo SPA

Runs=2 Total laps=16 Full laps=12

Lap	Lap Time		T1	T2	T3	T4	Speed
1	2'52.372		57.663	33.164	31.340	24.013	188.1
2	**1'49.110**		28.711	25.680	30.828	23.891	186.5
3	**1'47.828**		28.557	25.515	29.953	23.803	193.8
4	**1'49.424**		28.487	26.884	30.272	23.781	194.2
5	**1'49.784**		28.526	25.867	31.676	23.715	170.8
6	**1'47.559**		28.367	25.512	29.863	23.817	195.2
7	**1'53.813**		28.179	25.724	34.277	25.633	156.0
8	**1'48.450**		28.843	25.601	30.302	23.704	196.0
9	**1'47.173**		28.244	25.460	29.919	23.550	196.7
10	1'50.705	*	30.433	26.173	30.313	23.786*	189.8
11	**1'47.912**		28.180	25.623	29.806	24.303	194.2
12	1'44.038	P	28.952	25.835	30.366	18.885	190.4
13	2'01.737		35.661	26.144	34.800	25.132	165.1
14	**1'47.964**		28.306	25.657	30.073	23.928	191.4
15	**1'50.578**		29.149	27.336	30.271	23.822	190.8
16	**1'51.534**		28.397	25.804	33.249	24.084	160.9

5th 28 Matteo BERTELLE — Red Bull MotoGP Roo ITA

Runs=1 Total laps=16 Full laps=14

Lap	Lap Time		T1	T2	T3	T4	Speed
1	2'52.934		58.386	36.584	32.488	24.148	191.1
2	**1'48.754**		28.947	25.461	30.432	23.914	194.5
3	**1'47.812**		28.561	25.551	29.951	23.749	197.0
4	**1'47.972**		28.799	25.480	30.028	23.665	197.8
5	**1'48.087**		28.596	25.705	30.080	23.706	193.5
6	**1'47.606**		28.315	25.634	29.996	23.661	192.5
7	**1'57.916**		29.072	29.307	33.996	25.541	182.7
8	**1'48.356**		29.042	25.614	29.951	23.749	197.0
9	**1'47.983**		28.924	25.494	29.895	23.670	198.1
10	**1'47.908**		28.667	25.731	29.922	23.588	193.5
11	**1'47.639**		28.334	25.532	30.093	23.680	195.6
12	1'47.774	*	28.307	25.555	30.201*	23.711	193.5
13	**1'47.630**		28.393	25.565	30.052	23.620	191.8
14	**1'51.773**		29.554	27.430	31.137	23.652	192.5

Fastest Lap:	Pedro ACOSTA	Red Bull MotoGP Roo SPA	**1'46.739**	28.179	25.357	29.670	23.533

DORNA DATA PROCESSING -TIMING SERVICE DORNA DATA PROCESSING TIMING SERVICE DORNA DATA PROCESSING TIMING SERVICE DORNA DATA PROCESSING TIMING SERVICE DORNA DATA PROCESSING TIMING SERVICE DORNA DATA PROCESSING TIMING SERVICE DORNA DATA PROCESSING TIMING SERVICE DORNA DATA PROCCEESSS

Free Practice Nr. 2

RookiesCup

Lap	Lap Time		T1	T2	T3	T4	Speed
15	**1'47.182**		28.297	25.411	29.832	23.642	195.2
16	**1'47.751**		28.453	25.654	29.985	23.659	195.6

6th 89 Marcos URIARTE

Red Bull MotoGP Roo SPA

Runs=1 Total laps=16 Full laps=10

Lap	Lap Time		T1	T2	T3	T4	Speed
1	2'58.528		55.546	39.043	41.431	24.335	188.8
2	**1'48.928**		28.732	25.726	30.005	24.465	192.5
3	**1'48.350**		28.562	25.732	30.106	23.950	193.2
4	**1'48.108**		28.448	25.510	30.390	23.760	192.8
5	1'47.739	*	28.359	25.699	29.987	23.694*	192.5
6	**1'47.635**		28.352	25.655	29.779	23.849	193.8
7	1'53.434	*	28.784	25.831	34.101*	24.718	191.4
8	**1'51.565**		28.418	25.679	30.395	27.073	200.7
9	**1'47.535**		28.802	25.473	29.568	23.692	198.1
10	1'47.400	*	28.576	25.466*	29.724	23.634	197.0
11	1'47.336	*	28.103	25.505*	29.902	23.826	198.5
12	**1'49.277**		28.342	25.568	30.690	24.677	198.8
13	**1'48.594**		28.910	25.884	30.037	23.763	193.2
14	**1'47.622**		28.381	25.586	29.924	23.731	193.8
15	**1'47.197**		28.205	25.485	29.786	23.721	194.2
	PIT		28.619	28.778	32.402	19.723	197.0

7th 7 Barry BALTUS

Red Bull MotoGP Roo BEL

Runs=2 Total laps=16 Full laps=5

Lap	Lap Time		T1	T2	T3	T4	Speed
1	2'52.548		49.287	33.296	31.679	24.051	189.8
2	**1'48.558**		28.736	25.573	30.383	23.866	188.8
3	**1'48.311**		28.716	25.696	30.067	23.832	193.5
4	1'48.306	*	28.667	25.532*	30.346	23.761	190.8
5	1'49.042	*	28.679	25.912	30.590*	23.861	195.6
6	**1'47.615**		28.296	25.555	30.097	23.667	192.8
7	1'55.333	*	28.288	27.529	33.685	25.831*	160.7
8	1'49.071	*	28.895	25.717	30.372*	24.087	194.2
9	1'47.732	*	28.343	25.555*	30.102	23.732	190.8
10	**1'47.455**		28.251	25.480	30.014	23.710	191.4
11	1'41.526	P	28.525	26.045	30.329*	16.627	191.8
12	1'56.630		36.391	25.936	30.382	23.921	187.8
13	1'54.146	*	28.659	26.012*	34.158	25.317	162.1
14	1'48.977	*	28.416	25.783	30.448	24.330*	185.5
15	**1'52.662**		28.836	29.693	30.179	23.954	189.1
16	1'48.391	*	28.383	25.690	30.424	23.894*	189.8

8th 30 Max COOK

Red Bull MotoGP Roo GBR

Runs=1 Total laps=10 Full laps=6

Lap	Lap Time		T1	T2	T3	T4	Speed
1	2'45.295		55.647	31.607	33.211	24.920	170.8
2	**1'53.778**		29.166	29.677	30.751	24.184	187.8
3	**1'48.945**		28.697	25.905	30.340	24.003	190.1
4	**1'48.633**		28.583	25.951	30.279	23.820	190.1
5	**1'49.386**		28.666	26.339	30.423	23.958	187.8
6	**1'48.300**		28.368	25.810	30.240	23.882	191.8
7	1'51.126	*	28.671	25.906	32.401	24.148*	186.8
8	1'55.129	*	35.07*	25.864	30.384	23.803	193.2
9	**1'47.464**		28.371	25.600	29.903	23.590	193.8
	unfinished		28.422	26.131	30.084		195.6

9th 11 Alex ESCRIG

Red Bull MotoGP Roo SPA

Runs=2 Total laps=16 Full laps=11

Lap	Lap Time		T1	T2	T3	T4	Speed
1	2'53.976		58.234	33.610	32.382	24.291	187.5
2	**1'48.477**		28.606	25.659	30.451	23.761	193.2
3	**1'47.567**		28.281	25.689	30.118	23.479	195.2
4	**1'49.174**		28.599	25.972	30.868	23.735	193.5
5	**1'48.892**		28.338	25.693	30.875	23.986	191.4
6	**1'49.648**		28.969	25.694	31.266	23.719	194.2
7	**1'55.819**		28.967	26.210	35.580	25.062	131.0
8	1'50.399	*	28.391	25.730	30.485*	25.793	195.2
9	**1'48.374**		28.713	25.592	30.304	23.765	194.2
10	**1'48.200**		28.373	25.597	30.509	23.721	194.9
11	1'47.755	*	28.409	25.617	30.041	23.688*	193.5
12	**1'50.948**		29.805	26.851	30.571	23.721	193.5
13	**1'47.917**		28.162	25.793	30.150	23.812	192.5
14	**1'50.199**		28.994	26.227	30.699	24.279	193.5
15	1'43.124	P	28.362	26.011	30.547	18.204	191.8
16	2'06.870		41.115	28.731	31.855	25.169	185.5

10th 48 Gabin PLANQUES

Red Bull MotoGP Roo FRA

Runs=2 Total laps=16 Full laps=9

Lap	Lap Time		T1	T2	T3	T4	Speed
1	2'18.694		41.575	26.618	30.872	25.141	192.8
2	**1'49.671**		28.794	25.918	30.814	24.145	197.4
3	**1'50.590**		31.075	25.532	30.149	23.834	194.5
4	1'46.840	P	28.625	27.605	31.631	18.979	192.1
5	1'54.285	*	32.903	27.052	30.592	23.738*	193.5
6	**1'49.585**		28.584	25.910	31.311	23.780	198.1
7	1'54.269	*	28.231	25.726	34.423	25.889*	167.7
8	1'49.195	*	29.418	25.622*	30.381	23.774	197.4
9	**1'48.517**		29.214	25.478	30.150	23.675	199.6
10	**1'49.750**		28.511	26.057	30.534	24.648	194.9
11	1'48.373	*	28.410	25.716*	30.485	23.762	190.1
12	**1'48.969**		28.553	25.846	30.406	24.164	198.1
13	**1'50.274**		29.665	25.631	31.203	23.775	179.7
14	**1'47.740**		28.346	25.615	30.055	23.724	195.6
15	**1'47.867**		28.349	25.610	30.179	23.729	194.5
16	1'51.627	*	29.10*	27.186	31.188	24.151	198.8

11th 34 Mario AJI

Red Bull MotoGP Roo INA

Runs=2 Total laps=15 Full laps=8

Lap	Lap Time		T1	T2	T3	T4	Speed
1	2'53.274		53.348	39.546	32.722	24.064	189.8
2	**1'48.673**		28.714	25.781	30.346	23.832	190.8
3	**1'47.861**		28.542	25.589	29.867	23.863	195.2
4	**1'48.045**		28.634	25.564	30.108	23.739	194.2
5	**1'49.152**		28.720	25.891	30.592	23.949	197.8
6	**1'47.750**		28.172	25.819	30.272	23.487	197.0
7	1'55.636	*	28.361	27.488	34.165	25.622*	175.6
8	1'48.541	*	28.894	25.682*	30.065	23.900	193.5
9	**1'48.127**		28.738	25.818	29.882	23.689	193.2
10	1'50.009	*	28.788	26.622*	30.660*	23.939	193.5
11	**1'48.304**		28.420	25.840	30.210	23.834	191.4
12	1'53.328	P	28.872	28.179*	34.631*	21.646	168.2
13	1'57.914		35.019	26.567	32.314	24.014	169.2
14	1'49.591	*	28.537	25.986*	30.334	24.734	193.8
15	**1'50.191**		28.768	26.356	30.991	24.076	189.1

Fastest Lap: Pedro ACOSTA Red Bull MotoGP Roo SPA **1'46.739** 28.179 25.357 29.670 23.533

DORNA DATA PROCESSING -TIMING SERVICE DORNA DATA PROCESSING TIMING SERVICE DORNA DATA PROCESSING TIMING SERVICE DORNA DATA PROCESSING TIMING SERVICE DORNA DATA PROCESSING TIMING SERVICE DORNA DATA PROCESSING TIMING SERVICE DORNA DATA PROCESSING TIMING SERVICE DORNA DATA PROCCEESSS

Free Practice Nr. 2

RookiesCup

12th 5 Lorenzo FELLON — Red Bull MotoGP Roo FRA

Runs=5 Total laps=13 Full laps=4

Lap	Lap Time		T1	T2	T3	T4	Speed
1	2'18.224		40.838	26.040	30.588	24.653	194.2
2	**1'50.080**		28.693	26.376	30.325	24.686	192.5
3	1'50.134	*	30.554	25.718*	30.112	23.750	193.2
4	1'45.791	P	28.622	27.859*	31.475	17.835	182.4
5	1'54.116		34.032	26.007	30.232	23.845	191.8
6	**1'48.023**		28.303	25.741	30.012	23.967	192.8
7	**1'47.794**		28.438	25.656	29.824	23.876	192.8
8	1'47.647	P	29.423	26.931	32.890	18.403	172.8
9	2'09.072	P	52.138	26.777	32.102	18.055	180.9
10	1'48.772	P	34.591	25.984	29.982	18.215	196.0
11	1'55.024	*	34.833	26.194	30.249*	23.748	191.8
12	**1'48.084**		28.465	25.684	30.141	23.794	195.2
13	1'49.357	*	29.462	26.214*	29.784	23.897	198.1

13th 74 Daijiro SAKO — Red Bull MotoGP Roo JPN

Runs=1 Total laps=16 Full laps=13

Lap	Lap Time		T1	T2	T3	T4	Speed
1	2'46.182		50.025	37.095	36.240	24.902	158.1
2	**1'54.025**		29.570	28.555	31.609	24.291	186.8
3	**1'49.051**		28.696	25.781	30.491	24.083	192.8
4	1'49.309	*	28.278	25.862*	31.189	23.980	193.5
5	**1'49.154**		28.416	25.665	30.977	24.096	186.8
6	**1'49.256**		28.865	25.945	30.323	24.123	197.4
7	**1'52.338**		28.400	25.778	31.700	26.460	183.9
8	1'50.675	*	30.462	26.070*	30.203	23.940	198.8
9	**1'48.343**		28.676	25.633	30.170	23.864	196.3
10	**1'49.017**		28.433	25.927	30.587	24.070	197.4
11	**1'48.813**		28.319	25.751	30.967	23.776	187.5
12	**1'49.940**		28.425	26.010	30.706	24.799	197.4
13	**1'49.427**		28.867	26.049	30.621	23.890	197.4
14	**1'47.809**		28.287	25.664	29.995	23.863	194.9
15	**1'49.842**		28.195	25.719	31.694	24.234	171.7
16	**1'48.995**		28.309	26.196	30.281	24.209	194.9

14th 50 Jason DUPASQUIE — Red Bull MotoGP Roo SWI

Runs=3 Total laps=15 Full laps=8

Lap	Lap Time		T1	T2	T3	T4	Speed
1	2'18.236		40.151	26.546	30.970	24.963	191.8
2	**1'48.934**		29.086	25.824	30.035	23.989	195.2
3	**1'48.586**		28.696	25.758	30.232	23.900	190.4
4	1'47.457	P	29.355	29.378	31.040	17.684	187.1
5	1'59.874		36.375	27.747	31.523	24.229	184.3
6	**1'58.396**		28.826	28.999	34.000	26.571	159.0
7	1'48.149	*	28.923	25.636*	29.744	23.846	196.3
8	**1'48.216**		28.896	25.587	29.943	23.790	195.2
9	1'42.018	P	28.791	25.800	30.074	17.353	193.8
10	1'54.464		34.106	25.998	30.255	24.105	190.8
11	**1'48.296**		28.520	25.810	30.077	23.889	190.1
12	**1'47.834**		28.326	25.600	30.099	23.809	190.4
13	**1'48.028**		28.297	25.580	30.281	23.870	190.8
14	1'54.111	*	31.92*	27.624	30.747	23.819	187.8
15	**1'47.997**		28.307	25.708	30.145	23.837	190.8

15th 44 Nicolas HERNANDE — Red Bull MotoGP Roo COL

Runs=2 Total laps=15 Full laps=11

Lap	Lap Time		T1	T2	T3	T4	Speed
1	2'46.976		57.025	32.693	32.358	24.763	176.4
2	**1'50.077**		29.264	26.055	30.615	24.143	189.1
3	**1'49.478**		29.007	26.040	30.420	24.011	190.4
4	**1'49.239**		28.797	26.165	30.382	23.895	192.1
5	**1'51.667**		30.528	25.909	30.630	24.600	193.2
6	**1'50.241**		28.991	26.557	30.767	23.926	193.2
7	**1'53.304**		28.782	25.845	32.812	25.865	181.8
8	**1'49.917**		29.326	25.908	30.506	24.177	196.7
9	**1'48.358**		28.730	25.653	30.094	23.881	193.5
10	1'48.469	*	28.599	25.628*	30.241	24.001	193.8
11	**1'49.046**		28.727	25.877	30.355	24.087	193.2
12	**1'49.279**		28.620	25.781	30.326	24.552	194.2
13	**1'50.163**		29.520	25.923	30.735	23.985	193.5
14	1'43.714	P	28.559	25.662	30.533	18.960	191.8
15	2'07.358	*	44.723	27.042	31.298	24.295*	188.1

16th 88 Artem MARAEV — Red Bull MotoGP Roo RUS

Runs=3 Total laps=16 Full laps=11

Lap	Lap Time		T1	T2	T3	T4	Speed
1	2'13.332		37.350	27.738	31.659	24.481	187.5
2	**1'50.091**		29.067	26.219	30.925	23.880	188.4
3	**1'49.653**		28.918	26.094	30.740	23.901	189.4
4	**1'50.923**		28.746	26.096	30.673	25.408	189.4
5	**1'49.758**		28.859	25.980	30.857	24.062	189.4
6	**1'49.440**		28.676	26.088	30.745	23.931	190.1
7	**1'49.206**		28.665	25.965	30.682	23.894	189.4
8	**1'48.666**		28.617	25.747	30.472	23.830	190.1
9	**1'48.912**		28.632	25.765	30.616	23.899	189.4
10	**1'48.831**		28.669	25.838	30.499	23.825	188.8
11	1'49.676	P	30.484	27.294	32.981	18.917	179.7
12	2'00.261		36.925	27.263	31.399	24.674	192.5
13	**1'49.513**		28.800	26.021	30.714	23.978	189.1
14	**1'49.475**		28.653	25.977	30.650	24.195	192.5
15	1'42.450	P	28.942	25.849	30.407	17.252	190.8
16	1'57.278		35.671	26.402	30.972	24.233	189.4

17th 29 Billy VAN EERDE — Red Bull MotoGP Roo AUS

Runs=2 Total laps=10 Full laps=5

Lap	Lap Time		T1	T2	T3	T4	Speed
1	2'38.804		47.044	28.218	31.843	24.811	189.8
2	**1'49.857**		29.035	26.280	30.526	24.016	191.1
3	**1'48.856**		28.648	25.981	30.372	23.855	192.5
4	1'48.894	*	28.733	25.812	30.271	24.078*	193.2
5	2'58.256	P	28.534	L'30.502	37.277	21.943	176.1
6	2'06.700	*	42.206	27.984	31.758	24.752*	196.3
7	1'50.088	*	29.383	26.066*	30.420	24.219	194.9
8	**1'48.743**		28.847	25.869	30.002	24.025	197.4
9	**1'51.097**		29.048	26.319	30.882	24.848	193.8
10	**1'50.937**		29.233	25.956	31.050	24.698	195.2

18th 84 Zonta VAN DEN GO — Red Bull MotoGP Roo NED

Runs=1 Total laps=16 Full laps=15

Lap	Lap Time		T1	T2	T3	T4	Speed
1	2'45.820		44.917	27.527	32.123	24.903	191.8
2	**1'52.093**		30.000	26.728	30.841	24.524	195.6
3	**1'55.334**		30.145	29.559	30.870	24.760	195.2
4	**1'51.967**		29.905	26.477	31.359	24.226	193.2
5	**1'50.941**		29.489	26.521	30.735	24.196	196.0
6	**1'49.679**		29.112	25.988	30.464	24.115	197.4
7	**1'49.587**		28.953	25.770	30.680	24.184	196.0

Fastest Lap: Pedro ACOSTA Red Bull MotoGP Roo SPA **1'46.739** 28.179 25.357 29.670 23.533

DORNA DATA PROCESSING -TIMING SERVICE DORNA DATA PROCESSING TIMING SERVICE DORNA DATA PROCESSING TIMING SERVICE DORNA DATA PROCESSING TIMING SERVICE DORNA DATA PROCESSING TIMING SERVICE DORNA DATA PROCESSING TIMING SERVICE DORNA DATA PROCESSING TIMING SERVICE DORNA DATA PROCCEESSS

Free Practice Nr. 2

RookiesCup

Lap	Lap Time	T1	T2	T3	T4	Speed
8	**1'50.092**	29.434	26.002	30.432	24.224	195.2
9	**1'48.752**	28.807	25.746	30.049	24.150	197.0
10	**1'49.788**	29.054	25.744	30.548	24.442	195.2
11	**1'49.473**	28.923	26.054	30.553	23.943	192.5
12	**1'48.880**	28.688	25.834	30.248	24.110	196.7
13	**2'02.597**	29.574	26.347	42.371	24.305	164.1
14	**1'49.419**	29.021	26.091	30.401	23.906	192.8
15	**1'48.809**	28.885	25.790	30.107	24.027	193.8
16	**1'48.961**	28.814	25.882	30.209	24.056	193.5

19th 45 Clément ROUGÉ

Red Bull MotoGP Roo FRA

Runs=1 Total laps=16 Full laps=12

1	2'54.241	49.838	33.323	32.389	24.366	191.1
2	**1'50.497**	29.237	26.066	30.957	24.237	190.1
3	**1'51.361**	28.848	25.991	30.857	25.665	190.8
4	**1'49.266**	28.687	25.774	30.729	24.076	192.5
5	**1'50.282**	29.570	26.155	30.577	23.980	193.2
6	**1'49.867**	29.075	26.029	30.673	24.090	192.8
7	**1'49.525**	28.826	25.978	30.668	24.053	192.5
8	**1'49.756**	29.099	26.012	30.579	24.066	191.4
9	**1'49.175**	28.926	25.701	30.516	24.032	193.2
10	1'49.571 *	28.935	25.803	30.662	24.171*	190.8
11	1'53.214 *	32.41*	25.785	30.828	24.189	190.8
12	**1'50.115**	28.985	25.941	30.906	24.283	190.4
13	**1'49.749**	29.102	25.725	30.742	24.180	190.1
14	1'59.600 *	32.91*	31.590	30.852	24.248*	191.4
15	**1'49.642**	29.012	25.871	30.607	24.152	191.1
16	**1'49.830**	28.913	25.947	30.833	24.137	190.4

20th 6 Phillip TONN

Red Bull MotoGP Roo GER

Runs=3 Total laps=14 Full laps=5

1	2'16.672	37.276	27.645	31.926	24.982	186.2
2	**1'51.590**	29.351	26.785	31.153	24.301	186.8
3	**1'50.032**	29.112	26.224	30.625	24.071	188.1
4	1'52.528 *	28.984	26.531*	32.373	24.640	183.9
5	**1'50.310**	28.801	26.405	30.891	24.213	187.8
6	1'51.952 P	33.564	27.333	32.014	19.041	184.3
7	1'55.836	33.252	26.866	31.329	24.389	187.5
8	**1'50.869**	30.346	26.277	30.189	24.057	195.6
9	**1'50.309**	28.747	26.613	30.453	24.496	191.1
10	1'49.231 *	28.608	26.278	30.204	24.141*	193.2
11	1'50.688 *	29.024	26.749	30.800	24.115*	195.6
12	1'49.400 *	28.668	25.953	30.483	24.296*	191.8
13	1'45.695 P	28.913	26.057*	31.291	19.434	190.8
14	1'59.525	36.772	26.669	31.358	24.726	188.1

21st 55 Noah DETTWILER

Red Bull MotoGP Roo SWI

Runs=1 Total laps=16 Full laps=15

1	2'23.158	41.019	27.320	32.361	25.587	190.1
2	**1'53.894**	30.496	26.993	31.415	24.990	191.8
3	**1'52.933**	29.889	26.759	31.514	24.771	193.2
4	**1'51.980**	29.589	26.516	31.130	24.745	193.8
5	**1'51.934**	29.665	26.406	31.222	24.641	192.8
6	**1'52.163**	29.630	26.513	31.226	24.794	194.9
7	**1'52.128**	29.521	26.341	31.384	24.882	195.2
8	**1'51.182**	29.481	26.018	31.088	24.595	191.8

Lap	Lap Time	T1	T2	T3	T4	Speed
9	**1'51.219**	29.299	26.381	30.998	24.541	192.1
10	**1'51.528**	29.348	26.472	31.164	24.544	190.8
11	**1'51.901**	29.730	26.490	30.979	24.702	191.8
12	**1'50.801**	29.452	26.175	30.674	24.500	193.8
13	**1'51.975**	29.512	26.549	31.249	24.665	194.9
14	**1'50.414**	29.173	26.078	30.611	24.552	194.5
15	**1'50.627**	29.279	25.988	30.636	24.724	194.5
16	**1'50.702**	29.241	26.278	30.785	24.398	193.8

22nd 70 Tyler SCOTT

Red Bull MotoGP Roo USA

Runs=1 Total laps=16 Full laps=15

1	2'19.397	37.194	27.647	32.337	26.079	189.8
2	**1'54.669**	30.370	26.896	32.020	25.383	188.4
3	**1'53.921**	29.972	26.864	31.964	25.121	189.1
4	**1'52.503**	29.313	26.618	31.538	25.034	189.1
5	**1'52.696**	29.424	26.754	31.612	24.906	189.1
6	**1'52.583**	29.472	26.585	31.449	25.077	188.1
7	**1'52.109**	29.211	26.631	31.334	24.933	189.4
8	**1'51.837**	29.428	26.639	31.070	24.700	193.2
9	**1'51.602**	29.317	26.524	31.159	24.602	192.1
10	**1'51.783**	29.205	26.428	31.221	24.929	189.1
11	**1'51.460**	29.672	26.280	30.630	24.878	196.3
12	**1'51.276**	29.232	26.242	31.012	24.790	192.1
13	**1'52.559**	30.079	26.169	31.040	25.271	193.2
14	**1'51.552**	29.393	26.282	31.121	24.756	192.1
15	**1'51.841**	29.723	26.496	30.867	24.755	192.8
16	**1'51.804**	29.555	26.505	30.981	24.763	193.2

23rd 62 Aidan LIEBENBER

Red Bull MotoGP Roo RSA

Runs=1 Total laps=16 Full laps=14

1	2'18.778	37.347	28.507	33.563	26.071	182.1
2	**1'56.808**	31.353	27.226	32.767	25.462	186.5
3	**1'55.532**	30.684	27.301	32.368	25.179	186.8
4	**1'55.368**	30.571	27.029	32.374	25.394	184.9
5	**1'55.835**	30.544	27.436	32.556	25.299	183.9
6	**1'55.155**	30.296	27.107	32.225	25.527	185.8
7	**1'56.079**	30.892	26.915	32.434	25.838	186.5
8	**1'55.536**	30.933	27.280	32.030	25.293	185.2
9	1'55.590 *	30.148	27.004	32.201	26.237*	183.9
10	**1'55.023**	30.832	26.910	31.980	25.301	183.0
11	**1'54.552**	30.193	26.973	32.163	25.223	183.3
12	**1'54.215**	29.973	27.010	32.074	25.158	183.3
13	**1'54.230**	30.118	27.023	32.052	25.037	183.0
14	**1'54.547**	30.091	26.878	32.299	25.279	183.0
15	**1'56.464**	30.217	27.515	33.016	25.716	182.4
16	**1'56.324**	30.332	27.276	32.740	25.976	183.3

Fastest Lap: Pedro ACOSTA Red Bull MotoGP Roo SPA **1'46.739** 28.179 25.357 29.670 23.533

DORNA DATA PROCESSING -TIMING SERVICE DORNA DATA PROCESSING TIMING SERVICE DORNA DATA PROCESSING TIMING SERVICE DORNA DATA PROCESSING TIMING SERVICE DORNA DATA PROCESSING TIMING SERVICE DORNA DATA PROCESSING TIMING SERVICE DORNA DATA PROCESSING TIMING SERVICE DORNA DATA PROCCEESSS

World Circuit Marco Si

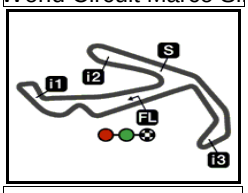

4226 m.

Results and timing service provided by TISSOT

RookiesCup

GP OCTO DI SAN MARINO E DELLA RIVIERA DI RIMINI

Free Practice Nr. 2

Combined Free Practice Times

		Rider	Nation	Team	MOTORCYCLE	FP1		FP2		Gap	
1	37	P.ACOSTA	SPA	Red Bull MotoGP Rookies Cup	KTM	1'48.112	15	1'46.739	11		
2	99	C.TATAY	SPA	Red Bull MotoGP Rookies Cup	KTM	1'47.726	12	1'47.110	15	0.371	0.371
3	56	H.NOGUCHI	JPN	Red Bull MotoGP Rookies Cup	KTM	1'48.135	14	1'47.125	4	0.386	0.015
4	38	D.SALVADOR	SPA	Red Bull MotoGP Rookies Cup	KTM	1'48.593	5	1'47.173	9	0.434	0.048
5	28	M.BERTELLE	ITA	Red Bull MotoGP Rookies Cup	KTM	1'48.256	14	1'47.182	15	0.443	0.009
6	89	M.URIARTE	SPA	Red Bull MotoGP Rookies Cup	KTM	1'48.253	11	1'47.197	15	0.458	0.015
7	7	B.BALTUS	BEL	Red Bull MotoGP Rookies Cup	KTM	1'48.375	15	1'47.455	10	0.716	0.258
8	30	M.COOK	GBR	Red Bull MotoGP Rookies Cup	KTM	1'48.648	7	1'47.464	9	0.725	0.009
9	11	A.ESCRIG	SPA	Red Bull MotoGP Rookies Cup	KTM	1'49.053	11	1'47.567	3	0.828	0.103
10	48	G.PLANQUES	FRA	Red Bull MotoGP Rookies Cup	KTM	1'49.421	12	1'47.740	14	1.001	0.173
11	34	M.AJI	INA	Red Bull MotoGP Rookies Cup	KTM	1'49.222	11	1'47.750	6	1.011	0.010
12	5	L.FELLON	FRA	Red Bull MotoGP Rookies Cup	KTM	1'48.626	6	1'47.794	7	1.055	0.044
13	74	D.SAKO	JPN	Red Bull MotoGP Rookies Cup	KTM	1'48.969	6	1'47.809	14	1.070	0.015
14	50	J.DUPASQUIER	SWI	Red Bull MotoGP Rookies Cup	KTM	1'48.383	15	1'47.834	12	1.095	0.025
15	29	B.VAN EERDE	AUS	Red Bull MotoGP Rookies Cup	KTM	1'48.344	14	1'48.743	8	1.605	0.510
16	44	N.HERNANDEZ	COL	Red Bull MotoGP Rookies Cup	KTM	1'49.027	6	1'48.358	9	1.619	0.014
17	88	A.MARAEV	RUS	Red Bull MotoGP Rookies Cup	KTM	1'49.481	15	1'48.666	8	1.927	0.308
18	84	Z.VAN DEN GOOI	NED	Red Bull MotoGP Rookies Cup	KTM	1'51.412	3	1'48.752	9	2.013	0.086
19	45	C.ROUGÉ	FRA	Red Bull MotoGP Rookies Cup	KTM	1'50.661	8	1'49.175	9	2.436	0.423
20	6	P.TONN	GER	Red Bull MotoGP Rookies Cup	KTM	1'50.837	12	1'50.032	3	3.293	0.857
21	55	N.DETTWILER	SWI	Red Bull MotoGP Rookies Cup	KTM	1'51.682	13	1'50.414	14	3.675	0.382
22	70	T.SCOTT	USA	Red Bull MotoGP Rookies Cup	KTM	1'52.670	14	1'51.276	12	4.537	0.862
	62	A.LIEBENBERG	RSA	Red Bull MotoGP Rookies Cup	KTM						

Pole Position Record:	2017	**Aleix VIU**	**1'45.023**	144.8 Km/h
Best Race Lap:	2017	**Kazuki MASAKI**	**1'45.265**	144.5 Km/h
All Time Lap Record:	2017	**Aleix VIU**	**1'45.023**	144.8 Km/h

The results are provisional until the end of the limit for protest and appeals.

Time limit for protest expires 60' after publication of the results - Mr. ..... Time: .....

DORNA DATA PROCESSING .TIMING SERVICE DORNA DATA PROCESSING TIMING SERVICE DORNA DATA PROCESSING TIMING SERVICE DORNA DATA PROCESSING TIMING SERVICE DORNA DATA PROCESSING TIMING SERVICE DORNA DATA PROCESSING TIMING SERVICE DORNA DATA PROCCEESSS

Misano Adriatico, Friday, September 13, 20