


RookiesCup

GP OCTO DI SAN MARINO E DELLA RIVIERA DI RIMINI

Qualifying Practice Classification

		Rider	Nation	Team	Motorcycle	Time	Lap Total	Gap	Top Speed
1	56	Haruki NOGUCHI	JPN	Red Bull MotoGP Rookies Cup	KTM	1'45.847	14 14		201.4
2	99	Carlos TATAY	SPA	Red Bull MotoGP Rookies Cup	KTM	1'45.930	10 14	0.083 0.083	195.2
3	38	David SALVADOR	SPA	Red Bull MotoGP Rookies Cup	KTM	1'46.182	6 14	0.335 0.252	198.8
4	28	Matteo BERTELLE	ITA	Red Bull MotoGP Rookies Cup	KTM	1'46.349	7 14	0.502 0.167	198.5
5	34	Mario AJI	INA	Red Bull MotoGP Rookies Cup	KTM	1'46.487	6 14	0.640 0.138	197.8
6	7	Barry BALTUS	BEL	Red Bull MotoGP Rookies Cup	KTM	1'46.488	6 14	0.641 0.001	194.5
7	5	Lorenzo FELLON	FRA	Red Bull MotoGP Rookies Cup	KTM	1'46.565	6 13	0.718 0.077	198.5
8	30	Max COOK	GBR	Red Bull MotoGP Rookies Cup	KTM	1'46.682	6 14	0.835 0.117	195.6
9	37	Pedro ACOSTA	SPA	Red Bull MotoGP Rookies Cup	KTM	1'46.727	3 7	0.880 0.045	194.5
10	89	Marcos URIARTE	SPA	Red Bull MotoGP Rookies Cup	KTM	1'46.774	13 13	0.927 0.047	200.0
11	50	Jason DUPASQUIER	SWI	Red Bull MotoGP Rookies Cup	KTM	1'47.186	9 14	1.339 0.412	199.6
12	74	Daijiro SAKO	JPN	Red Bull MotoGP Rookies Cup	KTM	1'47.254	9 14	1.407 0.068	198.1
13	11	Alex ESCRIG	SPA	Red Bull MotoGP Rookies Cup	KTM	1'47.303	9 14	1.456 0.049	199.6
14	29	Billy VAN EERDE	AUS	Red Bull MotoGP Rookies Cup	KTM	1'47.335	10 14	1.488 0.032	199.6
15	48	Gabin PLANQUES	FRA	Red Bull MotoGP Rookies Cup	KTM	1'47.463	3 13	1.616 0.128	199.2
16	84	Zonta VAN DEN GOORBE	NED	Red Bull MotoGP Rookies Cup	KTM	1'47.466	13 14	1.619 0.003	198.8
17	44	Nicolas HERNANDEZ	COL	Red Bull MotoGP Rookies Cup	KTM	1'47.815	10 14	1.968 0.349	197.0
18	88	Artem MARAEV	RUS	Red Bull MotoGP Rookies Cup	KTM	1'48.246	10 14	2.399 0.431	196.3
19	45	Clément ROUGÉ	FRA	Red Bull MotoGP Rookies Cup	KTM	1'48.277	12 14	2.430 0.031	196.0
20	6	Phillip TONN	GER	Red Bull MotoGP Rookies Cup	KTM	1'49.012	10 12	3.165 0.735	192.1
21	70	Tyler SCOTT	USA	Red Bull MotoGP Rookies Cup	KTM	1'49.870	12 14	4.023 0.858	193.5
22	55	Noah DETTWILER	SWI	Red Bull MotoGP Rookies Cup	KTM	1'51.920	5 13	6.073 2.050	194.2
23	62	Aidan LIEBENBERG	RSA	Red Bull MotoGP Rookies Cup	KTM	1'52.874	10 13	7.027 0.954	188.8

Practice condition: **Dry**
 Air: **25°**
 Humidity: **69%**
 Ground: **27°**

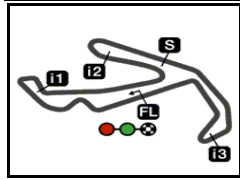
Fastest Lap:	Lap: 14	Haruki NOGUCHI	1'45.847	143.7 Km/h
Best Race Lap:	2017	Kazuki MASAKI	1'45.265	144.5 Km/h
All Time Lap Record:	2017	Aleix VIU	1'45.023	144.8 Km/h

The results are provisional until the end of the limit for protest and appeals.

Time limit for protest expires 30' after publication of the results - Time:

DORNA DATA PROCESSING TIMING SERVICE DORNA DATA PROCESSING TIMING SERVICE DORNA DATA PROCESSING TIMING SERVICE DORNA DATA PROCESSING TIMING SERVICE DORNA DATA PROCESSING TIMING SERVICE DORNA DATA PROCESSING TIMING SERVICE DORNA DATA PROCCESSS






4226 m.

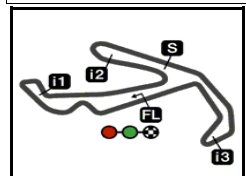
RookiesCup

GP OCTO DI SAN MARINO E DELLA RIVIERA DI RIMINI

Qualifying Practice

Fastest Laps Sequence

<i>Practice Time</i>	 <i>Rider</i>	<i>Nation</i>	<i>Motorcycle</i>	<i>Time</i>	<i>Km/h</i>	<i>Rider's Lap</i>
3'51.742	37 Pedro ACOSTA	SPA	KTM	1'47.034	142.1	2
5'38.469	37 Pedro ACOSTA	SPA	KTM	1'46.727	142.5	3
10'15.549	99 Carlos TATAY	SPA	KTM	1'46.195	143.2	5
12'02.859	38 David SALVADOR	SPA	KTM	1'46.182	143.2	6
17'30.934	56 Haruki NOGUCHI	JPN	KTM	1'46.006	143.5	9
19'14.386	99 Carlos TATAY	SPA	KTM	1'45.930	143.6	10
22'58.571	56 Haruki NOGUCHI	JPN	KTM	1'45.908	143.6	12
26'40.854	56 Haruki NOGUCHI	JPN	KTM	1'45.847	143.7	14



4226 m.

Rookies Cup

GP OCTO DI SAN MARINO E DELLA RIVIERA DI RIMINI

Qualifying Practice

Chronological Analysis of Performances

* Lap / Sector time cancelled

T1 Time from finish line to 1st intermedate

T3 Time from 2nd intermed. to 3rd intermed.

P Crossing the finish line in pit lane

T2 Time from 1st intermed. to 2nd intermed.

T4 Time from 3rd intermedate to finish line

Lap	Lap Time	T1	T2	T3	T4	Speed	Lap	Lap Time	T1	T2	T3	T4	Speed
1st 56 Haruki NOGUCHI Red Bull MotoGP Roo JPN Runs=1 Total laps=14 Full laps=11													
1	3'04.374	57.125	34.906	33.872	24.236	166.4	11	1'55.524	33.113	27.207	31.373	23.831	170.8
2	1'48.319	28.703	25.813	30.089	23.714	192.1	12	1'47.268	28.268	25.587	29.784	23.629	196.7
3	1'47.621	28.350	25.495	30.174	23.602	190.8	13	1'52.615	28.675	25.841	33.390	24.709	193.2
4	1'48.312	28.858	25.851	29.928	23.675	193.8	14	1'47.026	28.431	25.245	29.687	23.663	197.0
5	1'46.890	28.034	25.440	29.800	23.616	193.8							
6	1'47.028	28.281	25.370	29.880	23.497	192.1							
7	1'46.308 *	27.830	25.379	29.642*	23.457	198.8							
8	1'56.076	30.220	27.556	34.316	23.984	150.2							
9	1'46.006	28.042	25.200	29.380	23.384	201.1							
10	1'49.190 *	28.099	25.443	29.921*	25.727	196.7							
11	1'52.539	29.069	26.171	33.260	24.039	171.4							
12	1'45.908	27.883	25.006	29.519	23.500	201.4							
13	1'56.436	28.615	27.844	34.651	25.326	180.6							
14	1'45.847	27.909	25.201	29.337	23.400	201.4							

Lap	Lap Time	T1	T2	T3	T4	Speed	Lap	Lap Time	T1	T2	T3	T4	Speed
4th 28 Matteo BERTELLE Red Bull MotoGP Roo ITA Runs=1 Total laps=14 Full laps=11													
1	3'06.238	50.712	34.115	35.601	24.355	172.5	11	1'54.360	29.218	25.493	35.831	23.818	157.2
2	1'49.051	29.095	25.530	30.233	24.193	197.0	12	1'47.244	28.336	25.415	29.796	23.697	198.1
3	1'47.332	28.765	25.292	29.724	23.551	197.8	13	1'53.315	28.591	25.908	33.341	25.475	192.5
4	1'47.135	28.412	25.224	29.840	23.659	198.1	14	1'47.553	28.554	25.438	29.864	23.697	196.7
5	1'47.420 *	28.823	25.223	29.804	23.570*	197.0							
6	1'46.601	28.306	25.140	29.653	23.502	197.4							
7	1'46.349	28.129	25.116	29.451	23.653	197.8							
8	1'55.605	28.598	28.150	34.892	23.965	152.9							
9	1'47.837	28.359	25.603	30.047	23.828	196.3							
10	1'47.175 *	28.211	25.210	29.593	24.161*	198.5							

Lap	Lap Time	T1	T2	T3	T4	Speed	Lap	Lap Time	T1	T2	T3	T4	Speed
2nd 99 Carlos TATAY Red Bull MotoGP Roo SPA Runs=1 Total laps=14 Full laps=12													
1	3'05.295	58.486	34.853	34.850	24.606	167.9							
2	1'47.516	28.506	25.654	29.785	23.571	193.8							
3	1'47.435	28.121	25.975	29.682	23.657	195.2							
4	1'49.108	28.712	26.423	30.289	23.684	190.8							
5	1'46.195	27.896	25.336	29.524	23.439	195.2							
6	1'46.544	28.141	25.320	29.584	23.499	193.2							
7	1'47.536	28.099	25.504	30.071	23.862	191.8							
8	1'52.453	28.349	27.471	32.641	23.992	178.2							
9	1'46.374	28.195	25.105	29.539	23.535	193.8							
10	1'45.930	27.966	25.203	29.363	23.398	193.2							
11	1'50.020	29.301	26.414	30.301	24.004	192.8							
12	1'46.956 *	28.097	25.361*	29.934	23.564	194.5							
13	1'47.920	28.680	25.620	29.950	23.670	193.2							
14	1'47.245	28.308	25.487	29.855	23.595	192.8							

Lap	Lap Time	T1	T2	T3	T4	Speed	Lap	Lap Time	T1	T2	T3	T4	Speed
5th 34 Mario AJI Red Bull MotoGP Roo INA Runs=1 Total laps=14 Full laps=13													
1	3'05.941	44.106	52.695	47.048	24.448	163.6	11	1'52.346	28.694	25.681	33.990	23.981	155.8
2	1'49.488	28.889	25.788	30.307	24.504	195.2	12	1'47.800	28.251	25.633	30.217	23.699	196.7
3	1'47.471	28.750	25.377	29.717	23.627	196.7	13	1'53.745	28.874	25.761	33.886	25.224	194.9
4	1'47.769	28.537	25.408	30.232	23.592	193.8	14	1'47.282	28.281	25.403	29.891	23.707	195.2
5	1'46.719	28.265	25.321	29.634	23.499	195.6							
6	1'46.487	28.210	25.192	29.595	23.490	197.8							
7	1'46.675	28.159	25.254	29.664	23.598	196.3							
8	1'52.519	28.284	27.056	33.271	23.908	166.6							
9	1'48.325	29.139	25.544	29.953	23.689	195.2							
10	1'50.008	28.327	25.532	30.090	26.059	197.4							

Lap	Lap Time	T1	T2	T3	T4	Speed	Lap	Lap Time	T1	T2	T3	T4	Speed
6th 7 Barry BALTUS Red Bull MotoGP Roo BEL Runs=1 Total laps=14 Full laps=12													
1	3'05.368	55.448	33.243	36.599	24.670	158.1							
2	1'48.729 *	28.757	25.522*	30.589	23.861	189.4							
3	1'47.520	28.270	25.604	30.008	23.638	190.8							
4	1'47.803	28.224	25.576	30.386	23.617	187.5							
5	1'46.719	28.080	25.349	29.707	23.583	192.8							

Fastest Lap: Haruki NOGUCHI Red Bull MotoGP Roo JPN 1'45.847 27.909 25.201 29.337 23.400

DORNA DATA PROCESSING TIMING SERVICE DORNA DATA PROCESSING TIMING SERVICE DORNA DATA PROCESSING TIMING SERVICE DORNA DATA PROCESSING TIMING SERVICE DORNA DATA PROCESSING TIMING SERVICE DORNA DATA PROCESSING TIMING SERVICE DORNA DATA PROCESSING TIMING SERVICE DORNA DATA PROCESSING TIMING SERVICE DORNA DATA PROCCEESSS

Qualifying Practice

RookiesCup

Lap	Lap Time	T1	T2	T3	T4	Speed	Lap	Lap Time	T1	T2	T3	T4	Speed
6	1'46.488	27.989	25.310	29.703	23.486	194.2	2	1'47.270	28.275	25.373	29.958	23.664	200.0
7	1'47.087	27.948	25.335	29.938	23.866	194.5	3	1'47.311	28.256	25.483	29.962	23.610	192.8
8	1'52.448	28.519	27.136	32.855	23.938	153.1	4	1'53.633	27.994	25.400	31.762	28.477	192.8
9	1'47.089	28.358	25.482	29.692	23.557	194.2	5	1'47.399	P 30.62*	26.105	31.063	19.610	194.9
10	1'49.230	28.277	25.535	30.877	24.541	182.4	6	2'00.071	37.796	27.067	31.178	24.030	190.1
11	1'51.309	30.315	26.166	30.979	23.849	180.6	7	1'48.347	28.410	25.599	30.380	23.958	191.1
12	1'50.057	28.319	25.630	30.632	25.476	190.1	8	1'47.543	28.122	25.558	30.026	23.837	192.8
13	1'51.761	28.604	26.036	31.878	25.243	176.4	9	1'48.038	P 30.496	26.855	31.501	19.186	187.1
14	1'47.824	28.387	25.569	30.002	23.866	192.5	10	1'51.707	31.002	26.254	30.468	23.983	195.2

7th 5 Lorenzo FELLON Red Bull MotoGP Roo FRA
Runs=2 Total laps=13 Full laps=10

1	3'06.725	57.429	33.541	33.879	24.497	175.3
2	1'48.245	28.895	25.595	29.873	23.882	197.0
3	1'47.203	28.363	25.510	29.830	23.500	194.9
4	1'47.406	28.361	25.531	29.893	23.621	197.0
5	1'46.888	28.499	25.309	29.669	23.411	195.6
6	1'46.565	28.105	25.266	29.786	23.408	195.6
7	1'47.147	28.204	25.288	29.595	24.060	198.5
8	1'52.563	28.383	27.077	33.212	23.891	168.2
9	1'47.813	29.029	25.323	29.794	23.667	197.4
10	1'48.825	28.361	25.939	30.080	24.445	196.3
11	1'49.542	30.109	25.584	30.034	23.815	194.5
12	1'49.039	P 30.217	30.068*	30.221	18.533	197.4
13	1'54.592	33.807	25.951	30.521	24.313	191.1

8th 30 Max COOK Red Bull MotoGP Roo GBR
Runs=1 Total laps=14 Full laps=10

1	3'05.731	57.699	34.003	35.877	24.694	158.3
2	1'48.967	28.701	25.905	30.444	23.917	193.2
3	1'47.853	28.429	25.815	29.930	23.679	193.5
4	1'47.663	28.605	25.504	29.734	23.820	195.6
5	1'47.398	28.519	25.608	29.701	23.570	194.9
6	1'46.682	28.164	25.326	29.747	23.445	194.5
7	1'46.881	28.025	25.352	29.941	23.563	193.5
8	1'51.175	* 28.175	26.437*	32.612	23.951	173.3
9	1'51.225	* 28.414	25.371	30.283	27.157*	193.5
10	1'48.955	28.506	26.557	30.049	23.843	192.8
11	1'48.172	28.445	25.911	30.106	23.710	193.2
12	1'48.387	28.534	25.807	30.327	23.719	194.2
13	1'48.603	28.425	25.967	30.211	24.000	190.8
14	1'49.046	* 28.589	26.020	30.381	24.056*	191.1

9th 37 Pedro ACOSTA Red Bull MotoGP Roo SPA
Runs=2 Total laps=7 Full laps=4

1	2'04.708	34.894	26.083	30.308	23.785	190.4
2	1'47.034	28.098	25.510	29.765	23.661	192.5
3	1'46.727	28.006	25.497	29.534	23.690	193.2
4	1'50.683	P				
5	1'56.989	* 35.316	26.655*	30.783	24.235	191.4
6	1'48.094	28.669	25.465	29.998	23.962	194.2
7	1'47.097	28.182	25.481	29.673	23.761	194.5

10th 89 Marcos URIARTE Red Bull MotoGP Roo SPA
Runs=3 Total laps=13 Full laps=8

1	2'08.481	35.027	26.039	30.260	24.262	195.6
---	----------	--------	--------	--------	--------	-------

11th 50 Jason DUPASQUIE Red Bull MotoGP Roo SWI
Runs=2 Total laps=14 Full laps=9

1	2'10.848	34.912	26.964	30.338	24.158	192.8
2	1'47.306	28.339	25.555	29.794	23.618	194.2
3	1'52.115	29.792	28.019	30.602	23.702	192.1
4	1'47.237	28.502	25.560	29.672	23.503	194.5
5	1'42.002	P 28.566	25.323	30.575	17.538	197.4
6	2'08.738	44.186	27.590	32.380	24.582	171.4
7	1'49.938	28.580	25.381	30.600	25.377	192.1
8	2'00.297	* 34.60*	26.757	34.802	24.134	148.9
9	1'47.186	28.288	25.554	29.718	23.626	197.4
10	1'47.559	28.237	25.457	29.926	23.939	199.6
11	1'48.823	29.359	25.570	30.217	23.677	193.5
12	1'53.919	28.359	25.829	33.503	26.228	129.3
13	1'50.506	* 28.192	25.626	30.488	26.200*	196.7
14	1'47.213	28.138	25.483	29.763	23.829	197.8

12th 74 Daijiro SAKO Red Bull MotoGP Roo JPN
Runs=2 Total laps=14 Full laps=9

1	2'12.479	34.955	27.260	30.833	24.151	193.5
2	1'48.607	28.531	26.010	30.072	23.994	192.8
3	1'47.610	28.292	25.660	29.846	23.812	194.2
4	1'50.204	29.340	27.000	29.987	23.877	193.8
5	1'48.482	28.621	25.638	30.008	24.215	194.9
6	1'48.589	P 31.312	27.042	30.220	20.015	193.2
7	1'55.247	33.721	26.004	30.417	25.105	194.5
8	1'57.543	* 30.724	29.197*	33.384	24.238	172.5
9	1'47.254	28.365	25.448	29.667	23.774	197.0
10	1'48.589	28.563	25.613	30.104	24.309	198.1
11	1'50.814	29.503	26.653	30.799	23.859	192.5
12	1'49.119	28.373	25.471	31.199	24.076	197.0
13	1'52.833	28.298	27.402	32.521	24.612	187.1
14	1'48.301	* 28.517	25.713	30.165*	23.906	197.8

13th 11 Alex ESCRIG Red Bull MotoGP Roo SPA
Runs=2 Total laps=14 Full laps=7

1	2'05.208	34.890	26.134	30.410	23.896	192.5
2	1'47.664	28.142	25.777	30.025	23.720	192.5
3	1'47.842	28.078	25.714	30.306	23.744	190.1
4	1'54.928	29.185	27.507	30.620	27.616	193.2
5	1'48.925	P 28.244	25.818	34.907*	19.956	178.8
6	2'03.494	* 38.513	28.173	32.055*	24.753	189.8
7	1'50.535	* 28.400	26.603*	30.645	24.887	193.2

Fastest Lap: Haruki NOGUCHI Red Bull MotoGP Roo JPN **1'45.847** 27.909 25.201 29.337 23.400

DORNA DATA PROCESSING TIMING SERVICE DORNA DATA PROCESSING TIMING SERVICE DORNA DATA PROCESSING TIMING SERVICE DORNA DATA PROCESSING TIMING SERVICE DORNA DATA PROCESSING TIMING SERVICE DORNA DATA PROCESSING TIMING SERVICE DORNA DATA PROCESSING TIMING SERVICE DORNA DATA PROCESSING TIMING SERVICE DORNA DATA PROCCEESSS



Qualifying Practice

RookiesCup

Lap	Lap Time	T1	T2	T3	T4	Speed	Lap	Lap Time	T1	T2	T3	T4	Speed
8	1'59.643	30.533	30.248*	34.284	24.578	163.3	14	1'53.907	33.235	26.017	30.441	24.214	194.2
9	1'47.303	28.155	25.647	29.818	23.683	195.2							
10	1'48.519	27.973	25.712*	30.019	24.815*	195.2							
11	1'51.164	29.476	26.105	31.278	24.305	188.4							
12	1'47.754	28.140	25.389	29.940	24.285	199.6							
13	1'56.116	28.624	27.268	34.677*	25.547	184.6							
14	1'54.370	28.365	29.776	31.432	24.797	191.1							
14th 29 Billy VAN EERDE Red Bull MotoGP Roo AUS							17th 44 Nicolas HERNANDE Red Bull MotoGP Roo COL						
Runs=1 Total laps=14 Full laps=10							Runs=1 Total laps=14 Full laps=13						
1	3'03.647	41.587	46.509	46.381	29.186	123.9	1	3'05.821	57.018	34.831	34.869	24.524	164.3
2	1'51.175	29.880	26.625*	30.600	24.070	194.9	2	1'49.704	29.643	25.613	30.238	24.210	193.5
3	1'49.278	28.966	26.201*	29.888	24.223	198.5	3	1'48.659	28.968	25.602	30.075	24.014	197.0
4	1'49.144	28.969	26.234	29.999	23.942	198.5	4	1'48.711	29.113	25.699	30.127	23.772	192.8
5	1'47.739	28.368	25.640	29.999	23.732	197.0	5	1'47.938	28.377	25.724	30.101	23.736	191.8
6	1'48.705	28.493	26.211	30.105	23.896	194.9	6	1'49.231	29.185	26.139	30.231	23.676	192.8
7	1'49.454	28.450	26.082	30.742	24.180	183.6	7	1'48.236	28.516	25.825	30.148	23.747	193.2
8	1'47.825	28.290	25.580	30.113*	23.842	198.1	8	1'48.071	28.454	25.740	30.118	23.759	192.8
9	1'48.353	28.280	25.531	30.330	24.212	199.6	9	1'49.641	28.622	25.587	30.764	24.668	194.9
10	1'47.335	28.462	25.464	29.642	23.767	198.5	10	1'47.815	28.413	25.667	29.994	23.741	194.9
11	1'48.126	28.792	25.745	29.946	23.643	198.8	11	1'49.061	28.640	25.487	30.891	24.043	191.4
12	1'48.722	28.558	25.527	30.146	24.491	198.5	12	1'48.219	28.456	25.713	30.124	23.926	194.5
13	1'49.216	28.454	26.752	30.231	23.779	194.9	13	1'49.041	28.555	25.673	30.899	23.914	192.5
14	1'47.658	28.252	25.534	30.008	23.864	196.0	14	1'48.319	28.730	25.674	30.070	23.845	193.5
15th 48 Gabin PLANQUES Red Bull MotoGP Roo FRA							18th 88 Artem MARAEV Red Bull MotoGP Roo RUS						
Runs=2 Total laps=13 Full laps=10							Runs=2 Total laps=14 Full laps=10						
1	2'05.354	34.193	26.096	30.372	23.825	196.3	1	2'08.721	35.611	26.764	31.511	24.171	193.5
2	1'47.662	28.344	25.524	30.199	23.595	198.5	2	1'49.052	28.996	25.808	30.247	24.001	194.9
3	1'47.463	28.166	25.592	29.953	23.752	196.7	3	1'50.509	29.501	25.945	30.972	24.091	191.4
4	1'54.395	29.697	26.436	31.072	27.190	196.7	4	1'48.734	28.833	25.826	30.232	23.843	192.5
5	1'50.139	28.388	26.834	32.566	22.351	185.8	5	1'44.054	29.474	25.699	30.742	18.139	192.1
6	2'28.896	47.922	36.134	39.132	25.708	133.1	6	2'01.088	39.169	26.765	31.273	23.881	186.5
7	1'57.074	31.022	28.027	34.189	23.836	154.5	7	1'48.720	28.764	25.714	30.363	23.879	192.5
8	1'48.023	28.780	25.654	29.832	23.757	196.7	8	1'58.702	29.115	27.457	37.366	24.764	189.4
9	1'48.697	28.633	25.579	29.941	24.544	198.1	9	1'48.714	28.738	25.799	30.341	23.836	190.8
10	1'50.796	31.038	25.911	30.098	23.749	197.4	10	1'48.246	28.469	25.652	30.239	23.886	192.8
11	1'48.465	28.342	25.525	30.865	23.733	196.0	11	1'48.838	28.452	25.707	30.396	24.283*	196.3
12	1'52.881	28.876	27.271	32.148	24.586	179.1	12	1'50.274	28.377	27.265	30.820	23.812	194.5
13	1'49.439	29.617	25.793	30.287	23.742	199.2	13	1'55.380	29.157	28.462	32.918	24.843	183.6
							14	1'49.518	28.774	26.303	30.550	23.891	192.5
16th 84 Zonta VAN DEN GO Red Bull MotoGP Roo NED							19th 45 Clément ROUGÉ Red Bull MotoGP Roo FRA						
Runs=2 Total laps=14 Full laps=11							Runs=2 Total laps=14 Full laps=9						
1	2'07.219	35.060	26.011	30.372	24.213	194.9	1	2'06.729	33.996	26.304	30.647	24.084	192.1
2	1'49.193	28.905	25.728	30.593	23.967	198.8	2	1'49.343	28.904	25.924	30.604	23.911	191.1
3	1'48.894	28.745	25.605	30.308	24.236	198.8	3	1'48.534	28.553	25.823	30.386	23.772	192.8
4	1'43.601	28.646	25.533	29.845	19.577	197.4	4	1'48.659	28.506	25.693	30.397	24.063	192.1
5	1'59.726	39.596	25.770	30.295	24.065	193.5	5	1'54.777	31.23*	25.816	31.878	25.844	194.2
6	1'53.878	28.896	26.703	33.580	24.699	188.1	6	1'45.605	30.126	26.614	30.505	18.360	190.4
7	1'47.846	28.606	25.540	29.882	23.818	196.7	7	1'59.725	33.375	26.822	35.457*	24.071	183.9
8	1'57.487	29.207	26.830	37.378	24.072	188.1	8	1'54.273	28.817	26.203	35.273	23.980*	136.1
9	1'48.400	28.574	25.878	30.040	23.908	193.8	9	1'48.968	28.658	25.766	30.497	24.047	195.6
10	1'47.675	28.371	25.643	29.796	23.865	194.9	10	1'48.330	28.700	25.870	30.003	23.757	196.0
11	1'49.243	28.883	26.290	29.901	24.169	194.2	11	1'49.954	28.800	25.768	31.245	24.141	192.5
12	1'48.141	28.417	25.678	29.997	24.049	194.5	12	1'48.277	28.576	25.688	30.157	23.856	196.0
13	1'47.466	28.304	25.657	29.664	23.841	195.2	13	1'50.324	28.637	25.714	31.117	24.856	195.2
							14	1'48.388	28.772	25.560	30.224	23.832	194.5
20th 6 Phillip TONN Red Bull MotoGP Roo GER													
Runs=3 Total laps=12 Full laps=5													
1	2'08.535	33.927	26.381	30.875	24.430	189.8							

Fastest Lap: Haruki NOGUCHI Red Bull MotoGP Roo JPN 1'45.847 27.909 25.201 29.337 23.400

DORNA DATA PROCESSING TIMING SERVICE DORNA DATA PROCESSING TIMING SERVICE DORNA DATA PROCESSING TIMING SERVICE DORNA DATA PROCESSING TIMING SERVICE DORNA DATA PROCESSING TIMING SERVICE DORNA DATA PROCESSING TIMING SERVICE DORNA DATA PROCESSING TIMING SERVICE DORNA DATA PROCESSING TIMING SERVICE DORNA DATA PROCESSING TIMING SERVICE DORNA DATA PROCCEESSS



