



# MOLSON GROUP BRITISH SIDECARS

Round 8

TT Circuit Assen

20<sup>th</sup> – 22<sup>nd</sup> September 2019

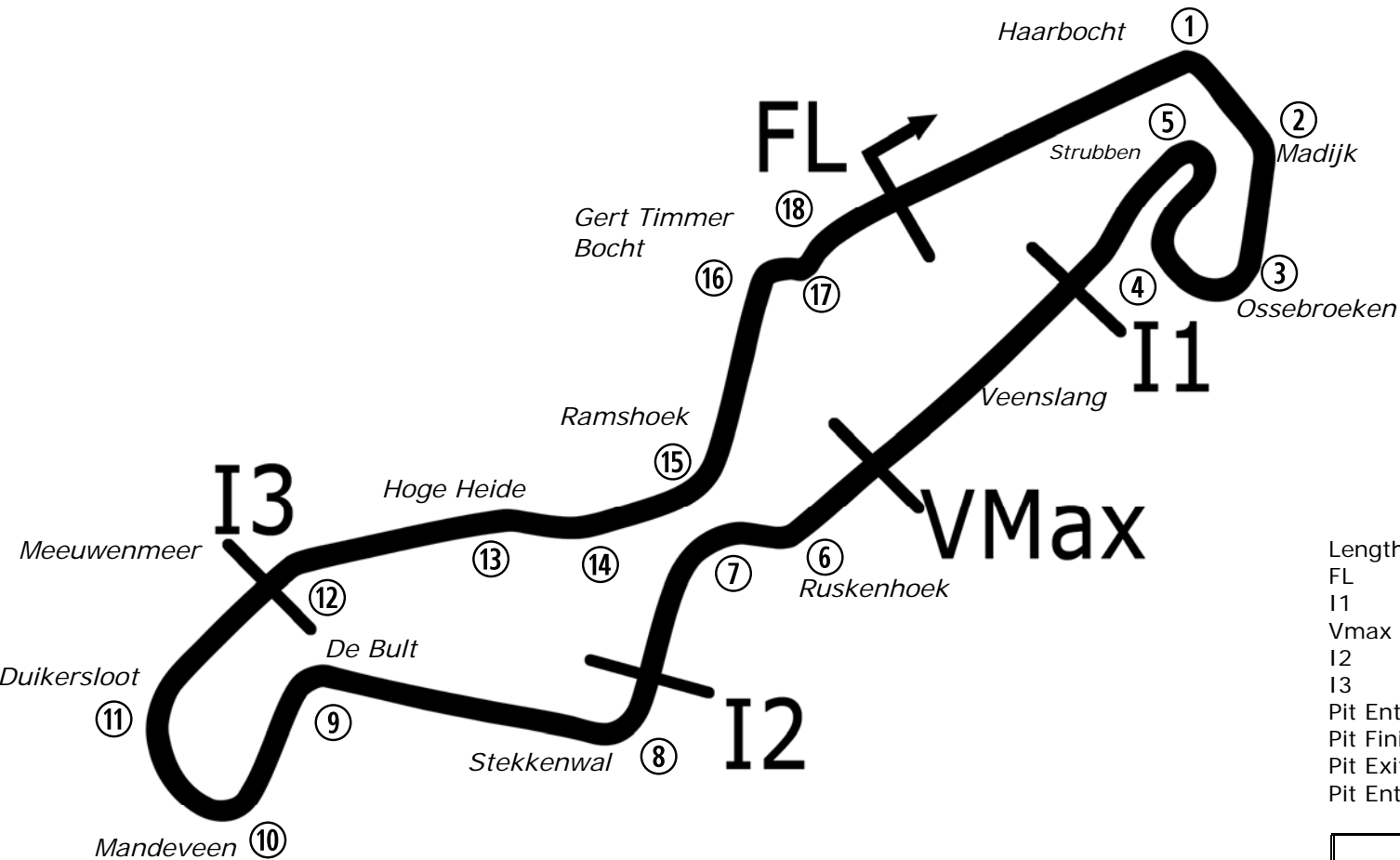


Results Provided by Timing Solutions Ltd  
[www.tsl-timing.com](http://www.tsl-timing.com)

# Assen



Circuit Altitude (m)



Length	2.8222 miles	4542.0 m	
FL		52.96232 N	6.52416 E
I1	1289m	52.96199 N	6.52805 E
Vmax	1624m	52.95945 N	6.52529 E
I2	2178m	52.95566 N	6.52088 E
I3	3354m	52.95562 N	6.51282 E
Pit Entry	4380m	52.96222 N	6.52433 E
Pit Finish	0m	52.96176 N	6.52350 E
Pit Exit	287m after FL	52.96384 N	6.52760 E
Pit Entry–Pit Exit 449m, 26.9s @60kph, 20.2s @80kph			

Lap Records		Best Sector Information					
		Sector 1 (FL - I1)	Sector 2 (I1 - I2)	VMAX	Sector 3 (I2 - F3)	Sector 4 (I3 - I4)	FL Trap (mph)
Superbike	1:36.330	N/A	N/A	188.5	N/A	21.928	141.1
Supersport	1:39.159	N/A	N/A	161.7	N/A	22.641	128.9
Motostar	1:45.436	N/A	N/A	133.2	N/A	24.315	112.6
600 Sidecar	1:43.688	N/A	N/A	N/A	N/A	N/A	N/A
Ducati Cup	1:41.436	N/A	N/A	162.0	N/A	23.454	127.0
British Talent Cup	1:47.369	N/A	N/A	130.4	N/A	24.852	107.8

# 2019 Molson British Sidecar Championship

## RIDER PERFORMANCE CHART AFTER ROUND 15



#	NAME / BIKE	4th-6th May	14th-16th June	22nd-23rd June	Cadwell Park	28th-30th June	19th-21st July	2nd-4th August	16th-18th August	20th-22nd September	4th-6th October	18th-20th October										
		Oulton Park International	Brands Hatch GP			Knockhill	Snetterton 300	Thruxton	Cadwell Park	TT Circuit Assen	Donington Park GP	Brands Hatch GP										
		1	2	3	4	5	6	7	8	9	10	11	12	13	14	15	16	17	18	19	20	21
1	KERSHAW / CLARK (LCR Yamaha)	2	1	2*	DF	DF	4*	1	13	2	2	1	2	1*	1*							
2	BRYAN / HYDE (LCR Honda)	6	7	9	4	4	5	6	6	9	DF	7	5	7	7	5						
3	HOLDEN / CAIN (ARS Kawasaki)	DF	DF		2	2	2	16	2	5	DF				3	DF						
4	PEACH / EDWARDS (LCR Yamaha)	8	5	5	7	8	DF	15	DF	11	17	9	DF	10	11	9						
5	BIGGS / SCHMITZ (LCR Honda)	5	6	7	5	5	6	8	4	DF		6	9	5	6	8						
6	ELLIS / RICHARDSON (LCR Honda)	7	2	1	1	1*	1	3	1*	1*	1*	4	1	3	14	2						
7	GRAY / PITT (LCR Yamaha)	12	8	6	9	9	9	12	7	10	7	8	8	8	DF	14						
9	WALKER / HAWES (LCR Yamaha)	DF	DF	8	6			9	3	8	6	5	7	6	5	DF						
10	ROBINSON / HAUXWELL (LCR Yamaha)	DF	16	16	DF					DF		19										
11	NICHOLLS / COLE (LCR Honda)	17	12	12	14	13	13	14	12	14	12	13	12	14	9	15						
14	LOCKEY / SAYERS (LCR Honda)	19			17	14	14															
16	BIRCHALL / BIRCHALL (LCR Yamaha)	1*	DF									3	3*	2								
17	CRAWFORD / HARDIE (LCR Suzuki)	DF						5	DF													
18	BELL / ANDERSON (LCR Yamaha)		DF	10	15	15	10								DF	12						
21	CROWE / CROWE (LCR Yamaha)	DF																				
25	MacLAURIN / HOPE (LCR Yamaha)		DF	DF						DF	13	DF	14	DF								
32	HORSPOLE / CONNELL (LCR Yamaha)	15			13	11	12	10	9	13	10	10	DF	15	8	11						
34	CHRISTIE / CHRISTIE (LCR Yamaha)	4	3	4																		
37	KNIGHT / ROSTRON (LCR Kawasaki)	DF																				
42	LOWTHER / HARDIE & CHILDS (LCR Honda)	16			12																	
44	FOUNDOS / LOWTHER (LCR Yamaha)	9			10	7	7					DF	DF	DF	10	6						
51	GILBERT / PILMOOR-BRADY (Adolf RS Yamaha)	DF	11	13	DF	DF		11	8	DF	11	11	10	9	13	13						
52	PHILP / ALLUM (LCR Yamaha)	DF										DF										
58	KIRK / SMITHIES (LCR Yamaha)	11	9	DF	8	6	DF	7	5	7	8	14	DF	12	DF	DF						
60	HOLLAND / WATSON (LCR Kawasaki)	DF	4	3	DF		8	18	DF	6	5	DF	6	DF	DF	7						
69	LAMBERT / McBRIDE (GLR Honda)	DF																				
70	ARCHER / THOMAS (Adolf RS Yamaha)	13																				
89	HAUXWELL / TAYLOR (LCR Suzuki)	18	DF	DF	18	16	15	17	11	17	14	16	13	11								
92	HILDIGE / HILDIGE & PARKER (LCR Yamaha)		14	15	DF					16	15	17										
95	BLACKSTOCK / ROSNEY (LCR Yamaha)	3			3	3	3	4	DF	4	4	DF			2	3						
99	RAMSDEN / RAMSDEN (LCR Honda)	14																				
100	STEVENS / CHARLWOOD (LCR Kawasaki)	DF	DF					2*	DF	3	3	2*	4	4	4	4						
111	CABLE / MASTERS (LCR Yamaha)	10	10	11	11	10	11	13	10	12	9	12	11	13	12	10						
155	RUSSELL / BRYANT (Shelbourne Suzuki)	DF	15	14						DF	16	18	15	16								
175	CLARKE / CLARKE (Windle Yamaha)	20	13	DF	16	12	DF			15	DF	15			DF	DF						

\* Denotes Fastest Lap

**Denotes Pole Position**

DF = Did Not Finish

Wildcard - No Points

## QUALIFYING 1 - CLASSIFICATION

POS	NO	CL	PIC NAME	NAT	ENTRY	TIME	ON	LAPS	GAP	DIFF	MPH
1	77	WC	1 REEVES / WILKES		LCR Kawasaki -	1:43.481	6	9			98.18
2	6		1 ELLIS / RICHARDSON		LCR Honda - Santander Salt	1:44.595	10	11	1.114	1.114	97.13
3	1		2 KERSHAW / CLARK		LCR Yamaha - Molson & Express Tyre Service	1:44.985	12	12	1.504	0.390	96.77
4	9		3 WALKER / HAWES		LCR Yamaha - TAG Racing Yamaha	1:46.164	10	11	2.683	1.179	95.70
5	3		4 HOLDEN / CAIN		ARS Kawasaki - SBR (Silicone Engineering / Barnes Raci	1:46.251	8	12	2.770	0.087	95.62
6	41	WC	2 STREUER / ROUSSEAU		LCR Kawasaki - Team Streuer	1:46.265	10	11	2.784	0.014	95.61
7	34		5 CHRISTIE / CHRISTIE		LCR Yamaha - CES Powerbiking	1:46.455	7	11	2.974	0.190	95.44
8	95		6 BLACKSTOCK / ROSNEY		LCR Yamaha - SBR-Silicone Engineering/Barnes Racing	1:46.837	5	7	3.356	0.382	95.09
9	60		7 HOLLAND / WATSON		LCR Kawasaki - Quattro Plant JG Speedfit Kawasaki	1:47.297	8	10	3.816	0.460	94.69
10	5		8 BIGGS / SCHMITZ		LCR Honda - Taurus Tools Ltd	1:47.612	10	11	4.131	0.315	94.41
11	2		9 BRYAN / HYDE		LCR Honda - CVR Global & GBM DEMOLITION	1:49.352	9	10	5.871	1.740	92.91
12	100		10 STEVENS / CHARLWOOD		LCR Kawasaki - Quattro Plant JG Speedfit Kawasaki	1:49.359	13	13	5.878	0.007	92.90
13	52		11 PHILP / BRYANT		LCR Yamaha - Brian Gray Powerbiking Team	1:49.630	10	10	6.149	0.271	92.67
14	7		12 GRAY / PITT		LCR Yamaha - Brian Gray Powerbiking Team	1:49.972	5	12	6.491	0.342	92.38
15	58		13 KIRK / SMITHIES		LCR Yamaha - MK Racing	1:49.977	9	9	6.496	0.005	92.38
16	4		14 PEACH / EDWARDS		LCR Yamaha - Life Safety Motorsport	1:49.986	4	7	6.505	0.009	92.37
17	44		15 FOUNDS / LOWTHER		LCR Yamaha - Cloud Vapers/Team Founds	1:50.368	12	12	6.887	0.382	92.05
18	32		16 HORSPOLE / CONNELL		LCR Yamaha - Sleaford Quality Foods/Baker Plant Hire	1:50.863	4	6	7.382	0.495	91.64
19	111		17 CABLE / MASTERS		LCR Yamaha - Cable Racing/L&W Contractors	1:52.060	11	13	8.579	1.197	90.66
20	11		18 NICHOLLS / COLE		LCR Honda - TSR Racing	1:52.096	11	11	8.615	0.036	90.63
21	18		19 BELL / ANDERSON		LCR Yamaha - Bell Racing / Marin Motorsports	1:52.406	13	13	8.925	0.310	90.38
22	89		20 HAUXWELL / TAYLOR		LCR Suzuki - CKJ Racing Team	1:56.780	11	12	13.299	4.374	87.00
23	175		21 CLARKE / CLARKE		Windle Yamaha - City Lifting/Centurion Packaging	1:58.195	5	8	14.714	1.415	85.96
24	21	WC	3 DE HAAS / SEGERS		RCN Kawasaki - RCN Factory Racing	1:58.474	9	9	14.993	0.279	85.75

QUALIFYING LAPTIME (115.0% of 1:43.481) = 1:59.003

25	51		22 GILBERT / PILMOOR-BRADY		Adolf RS1 Yamaha - Draper Racing			4			
----	----	--	----------------------------	--	----------------------------------	--	--	---	--	--	--

Weather / Track : Cloudy / Dry

These results are provisional until the conclusion of any judicial and technical matters.

Assen

Circuit Length = 2.8222 miles

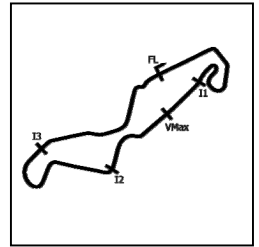
Start: 12:25 Flag 12:50 End: 12:52

Race Director :	Stewards :	Timekeeper :
-----------------	------------	--------------

Results can be found at [www.britishsuperbike.com](http://www.britishsuperbike.com)

Printed - 12:59 Friday, 20 September 2019

QUALIFYING 1 - SECTOR ANALYSIS



SECTOR 1 = FL to I1, SECTOR 2 = I1 to I2 SECTOR 3 = I2 to I3, SECTOR 4 = I3 to FL, DIFF = Difference To Personal Best Lap, P = Crossed Finish Line in Pit Lane, D = Time Disallowed

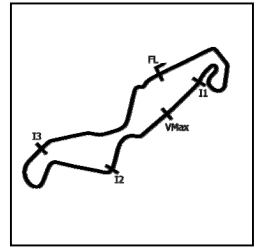
P1		77 WC		REEVES / WILKES		LCR Kawasaki -				
IDEAL LAP TIME : 1:43.286		BEST LAP TIME : 1:43.481		DIFFERENCE : 0.195						
LAP	SECTOR 1	SECTOR 2	SECTOR 3	SECTOR 4	SPEED TRAP	LAP TIME	MPH	DIFF	TIME OF DAY	
1-	OUTLAP	18.164	31.267	25.699	107.5	128.3			12:26:57.314	
2-	34.053	16.920	29.403	24.712	108.3	131.0	1:45.088	96.68	1.607	12:28:42.402
3-	<b>33.390</b>	16.719	29.130	24.559	109.6	130.3	1:43.798 (2)	97.88	0.317	12:30:26.200
4-	35.774	19.579	32.524	IN PIT		110.9	2:00.859 P	84.06	17.378	12:32:27.059
5-	OUTLAP	17.933	30.635	25.164	108.8	124.7	6:19.049	26.80	4:35.568	12:38:46.108
6-	33.488	16.657	<b>28.926</b>	24.410	108.8	130.8	<b>1:43.481 (1)</b>	<b>98.18</b>		<b>12:40:29.589</b>
7-	33.845	<b>16.617</b>	29.276	<b>24.353</b>	108.0	<b>131.8</b>	1:44.091	97.60	0.610	12:42:13.680
8-	33.549	16.668	29.405	24.423	<b>109.9</b>	131.5	1:44.045 (3)	97.65	0.564	12:43:57.725
9-	37.784	21.355	31.787	IN PIT		97.5	2:09.989 P	78.16	26.508	12:46:07.714

P2		6		ELLIS / RICHARDSON		LCR Honda - Santander Salt				
IDEAL LAP TIME : 1:44.503		BEST LAP TIME : 1:44.595		DIFFERENCE : 0.092						
LAP	SECTOR 1	SECTOR 2	SECTOR 3	SECTOR 4	SPEED TRAP	LAP TIME	MPH	DIFF	TIME OF DAY	
1-	OUTLAP	19.400	33.560	28.339	103.3	118.9			12:27:19.035	
2-	37.506	18.903	31.567	27.591	106.0	110.0	1:55.567	87.91	10.972	12:29:14.602
3-	36.123	17.611	30.436	IN PIT		130.8	1:59.040 P	85.35	14.445	12:31:13.642
4-	OUTLAP	17.201	30.719	25.148	<b>113.2</b>	130.0	5:10.793	32.69	3:26.198	12:36:24.435
5-	36.341	16.984	30.001	24.965	112.9		1:48.291	93.82	3.696	12:38:12.726
6-	34.508	16.757	29.835	24.992	109.3		1:46.092	95.76	1.497	12:39:58.818
7-	34.394	<b>16.645</b>	29.588	24.897	111.5		1:45.524 (3)	96.28	0.929	12:41:44.342
8-	34.399	16.938	30.042	IN PIT		131.3	1:55.475 P	87.98	10.880	12:43:39.817
9-	OUTLAP	16.931	29.683	24.757	111.5	122.0	4:31.920	37.36	2:47.325	12:48:11.737
10-	<b>33.932</b>	16.737	<b>29.436</b>	<b>24.490</b>	105.2	<b>132.6</b>	<b>1:44.595 (1)</b>	<b>97.13</b>		<b>12:49:56.332</b>
11-	34.170	16.773	29.831	24.676	109.1	128.3	1:45.450 (2)	96.35	0.855	12:51:41.782

P3		1		KERSHAW / CLARK		LCR Yamaha - Molson & Express Tyre Service				
IDEAL LAP TIME : 1:44.901		BEST LAP TIME : 1:44.985		DIFFERENCE : 0.084						
LAP	SECTOR 1	SECTOR 2	SECTOR 3	SECTOR 4	SPEED TRAP	LAP TIME	MPH	DIFF	TIME OF DAY	
1-	OUTLAP	19.631	34.238	27.229	101.6	119.6			12:27:38.129	
2-	36.326	17.534	30.705	26.160	107.2	127.0	1:50.725	91.76	5.740	12:29:28.854
3-	34.818	17.288	30.029	25.482	103.8	129.5	1:47.617	94.41	2.632	12:31:16.471
4-	35.288	17.675	30.340	IN PIT		128.8	2:01.959 P	83.30	16.974	12:33:18.430
5-	OUTLAP	17.198	30.213	24.877	107.5	128.8	4:41.136	36.13	2:56.151	12:37:59.566
6-	34.402	16.755	30.356	26.536	107.0	130.0	1:48.049	94.03	3.064	12:39:47.615
7-	34.813	16.675	30.249	25.008	106.0	129.8	1:46.745	95.18	1.760	12:41:34.360
8-	34.706	16.679	29.875	24.893	105.7	130.3	1:46.153	95.71	1.168	12:43:20.513
9-	<b>34.384</b>	<b>16.640</b>	29.836	25.435	108.3	<b>131.0</b>	1:46.295	95.58	1.310	12:45:06.808
10-	34.416	16.671	29.903	<b>24.526</b>	108.0	129.0	1:45.516 (3)	96.29	0.531	12:46:52.324
11-	34.642	16.800	29.529	<b>24.526</b>	107.2	128.0	1:45.497 (2)	96.30	0.512	12:48:37.821
12-	34.397	16.710	<b>29.351</b>	24.527	<b>108.5</b>	128.5	<b>1:44.985 (1)</b>	<b>96.77</b>		<b>12:50:22.806</b>

P4		9		WALKER / HAWES		LCR Yamaha - TAG Racing Yamaha				
IDEAL LAP TIME : 1:46.164		BEST LAP TIME : 1:46.164		DIFFERENCE : 0.000						
LAP	SECTOR 1	SECTOR 2	SECTOR 3	SECTOR 4	SPEED TRAP	LAP TIME	MPH	DIFF	TIME OF DAY	
1-	OUTLAP	20.001	33.254	27.818	105.5	122.4			12:27:21.145	
2-	36.437	19.079	31.053	27.213	106.2	119.8	1:53.782	89.29	7.618	12:29:14.927
3-	36.665	17.669	31.659	25.823	105.5	<b>133.1</b>	1:51.816	90.86	5.652	12:31:06.743
4-	35.495	17.496	30.389	25.461	106.7	128.3	1:48.841	93.34	2.677	12:32:55.584
5-	34.518	17.275	30.337	25.621	106.5	129.0	1:47.751	94.29	1.587	12:34:43.335
6-	36.510	19.023	31.959	IN PIT		120.2	2:12.770 P	76.52	26.606	12:36:56.105
7-	OUTLAP	18.245	31.460	25.660	106.5	126.1	7:43.153	21.93	5:56.989	12:44:39.258
8-	34.583	17.205	30.203	25.569	106.7	130.3	1:47.560 (3)	94.46	1.396	12:46:26.818
9-	35.338	17.137	30.000	25.224	<b>108.0</b>	130.0	1:47.699	94.33	1.535	12:48:14.517
10-	<b>34.215</b>	<b>17.023</b>	<b>29.917</b>	<b>25.009</b>	106.5	131.3	<b>1:46.164 (1)</b>	<b>95.70</b>		<b>12:50:00.681</b>
11-	34.580	17.064	30.021	25.049	106.0	129.8	1:46.714 (2)	95.20	0.550	12:51:47.395

QUALIFYING 1 - SECTOR ANALYSIS



SECTOR 1 = FL to I1, SECTOR 2 = I1 to I2 SECTOR 3 = I2 to I3, SECTOR 4 = I3 to FL, DIFF = Difference To Personal Best Lap, P = Crossed Finish Line in Pit Lane, D = Time Disallowed

P5		3		HOLDEN / CAIN		ARS Kawasaki - SBR (Silicone Engineering / Barnes Racing)			
IDEAL LAP TIME : 1:45.872		BEST LAP TIME : 1:46.251		DIFFERENCE : 0.379					
LAP	SECTOR 1	SECTOR 2	SECTOR 3	SECTOR 4	SPEED TRAP	LAP TIME	MPH	DIFF	TIME OF DAY
1-	OUTLAP	19.409	35.266	30.063	104.7	118.7			12:27:31.540
2-	36.969	18.021	31.474	IN PIT		129.3	2:11.846	P 77.06	12:29:43.386
3-	OUTLAP	18.028	31.810	27.267	104.2	129.8	4:36.282		12:34:19.668
4-	35.857	17.651	30.945	26.263	106.0	130.0	1:50.716		12:36:10.384
5-	34.810	17.154	29.878	25.205	107.2	130.3	1:47.047	(3) 94.91	12:37:57.431
6-	34.983	17.427	31.124	26.353	107.2	<b>132.1</b>	1:49.887	92.46	12:39:47.318
7-	<b>34.461</b>	16.991	30.211	25.690	105.7	131.0	1:47.353	94.64	12:41:34.671
8-	34.640	<b>16.932</b>	<b>29.622</b>	25.057	107.0	131.0	<b>1:46.251</b>	(1) <b>95.62</b>	<b>12:43:20.922</b>
9-	34.899	17.346	30.265	24.969	108.8	122.0	1:47.479	94.53	12:45:08.401
10-	35.296	17.010	29.874	<b>24.857</b>	<b>109.3</b>	131.0	1:47.037	(2) 94.92	12:46:55.438
11-	34.712	17.398	30.127	25.585	107.8	131.5	1:47.822	94.23	12:48:43.260
12-	35.140	17.315	30.084	25.420	105.0	131.3	1:47.959	94.11	12:50:31.219

P6		41 WC		STREUER / ROUSSEAU		LCR Kawasaki - Team Streuer			
IDEAL LAP TIME : 1:45.931		BEST LAP TIME : 1:46.265		DIFFERENCE : 0.334					
LAP	SECTOR 1	SECTOR 2	SECTOR 3	SECTOR 4	SPEED TRAP	LAP TIME	MPH	DIFF	TIME OF DAY
1-	OUTLAP	17.777	31.477	25.649	109.1	129.3			12:26:57.747
2-	34.457	16.925	29.880	25.185	108.3	<b>132.3</b>	1:46.447	(2) 95.44	12:28:44.194
3-	34.388	16.896	29.940	25.382	106.7	130.8	1:46.606	95.30	12:30:30.800
4-	34.269	17.111	29.880	25.661	108.0	130.5	1:46.921	95.02	12:32:17.721
5-	34.631	16.996	30.029	25.360	108.5	129.5	1:47.016	94.94	12:34:04.737
6-	34.408	17.067	30.459	25.457	108.5	128.0	1:47.391	94.60	12:35:52.128
7-	34.406	17.049	<b>29.859</b>	25.305	109.1	129.8	1:46.619	95.29	12:37:38.747
8-	34.299	<b>16.852</b>	30.074	25.307	108.0	130.0	1:46.532	(3) 95.37	12:39:25.279
9-	34.207	16.885	30.430	25.450	108.0	129.8	1:46.972	94.97	12:41:12.251
10-	34.240	16.864	30.061	<b>25.100</b>	<b>109.3</b>	129.8	<b>1:46.265</b>	(1) <b>95.61</b>	<b>12:42:58.516</b>
11-	<b>34.120</b>	16.903	30.146	IN PIT		130.5	2:02.909	P 82.66	12:45:01.425

P7		34		CHRISTIE / CHRISTIE		LCR Yamaha - CES Powerbiking			
IDEAL LAP TIME : 1:46.352		BEST LAP TIME : 1:46.455		DIFFERENCE : 0.103					
LAP	SECTOR 1	SECTOR 2	SECTOR 3	SECTOR 4	SPEED TRAP	LAP TIME	MPH	DIFF	TIME OF DAY
1-	OUTLAP	18.936	34.171	27.706	102.8	125.6			12:27:04.351
2-	36.942	17.833	31.488	25.934	104.7	127.5	1:52.197	90.55	12:28:56.548
3-	35.251	17.524	30.553	25.369	105.2	128.0	1:48.697	93.47	12:30:45.245
4-	34.775	17.189	30.144	25.070	106.7	128.5	1:47.178	(3) 94.79	12:32:32.423
5-	34.459	17.116	<b>29.966</b>	25.837	106.0	128.8	1:47.378	94.62	12:34:19.801
6-	35.910	17.544	31.241	25.489	106.2	128.3	1:50.184	92.21	12:36:09.985
7-	<b>34.415</b>	17.109	30.010	<b>24.921</b>	<b>107.5</b>	128.3	<b>1:46.455</b>	(1) <b>95.44</b>	<b>12:37:56.440</b>
8-	35.183	17.828	31.305	IN PIT		126.8	2:00.563	P 84.27	12:39:57.003
9-	OUTLAP	18.617	31.221	25.574	105.7	124.2	7:16.073	23.29	12:47:13.076
10-	34.753	17.233	30.306	25.235	104.5	<b>129.0</b>	1:47.527	94.48	12:49:00.603
11-	34.480	<b>17.050</b>	30.036	24.978	105.5	128.8	1:46.544	(2) 95.36	12:50:47.147

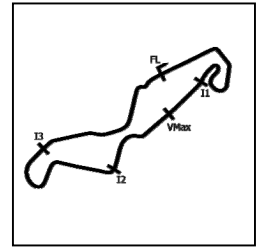
P8		95		BLACKSTOCK / ROSNEY		LCR Yamaha - SBR-Silcone Engineering/Barnes Racing			
IDEAL LAP TIME : 1:46.008		BEST LAP TIME : 1:46.837		DIFFERENCE : 0.829					
LAP	SECTOR 1	SECTOR 2	SECTOR 3	SECTOR 4	SPEED TRAP	LAP TIME	MPH	DIFF	TIME OF DAY
1-	OUTLAP	20.208	35.822	IN PIT		111.1		P	12:29:05.721
2-	OUTLAP	18.561	33.191	26.254	104.0	125.9	10:57.701	15.44	12:40:03.422
3-	35.467	17.568	30.505	25.547	<b>105.7</b>	126.6	1:49.087	93.13	12:41:52.509
4-	34.928	17.214	29.850	25.312	<b>105.7</b>	126.3	1:47.304	(3) 94.68	12:43:39.813
5-	34.662	17.095	29.815	25.265	105.0	126.6	<b>1:46.837</b>	(1) <b>95.09</b>	<b>12:45:26.650</b>
6-	34.569	<b>17.049</b>	29.899	26.018	103.0	126.6	1:47.535	94.48	12:47:14.185
7-	34.273	17.970	<b>29.769</b>	<b>25.067</b>	104.5	<b>127.8</b>	1:47.079	(2) 94.88	12:49:01.264

**MCRCB BULLETIN TK031**

**2019 Bennetts British Superbike Championship - Stena Line Round 10**

**2019 Molson Group British Sidecar Championship**

**QUALIFYING 1 - SECTOR ANALYSIS**



SECTOR 1 = FL to I1, SECTOR 2 = I1 to I2 SECTOR 3 = I2 to I3, SECTOR 4 = I3 to FL, DIFF = Difference To Personal Best Lap, P = Crossed Finish Line in Pit Lane, D = Time Disallowed

<b>P9 60</b>		<b>HOLLAND / WATSON</b>				LCR Kawasaki - Quattro Plant JG Speedfit Kawasaki					
IDEAL LAP TIME : 1:46.921		BEST LAP TIME : 1:47.297		DIFFERENCE : 0.376							
LAP	SECTOR 1	SECTOR 2	SECTOR 3	SECTOR 4	SPEED TRAP	LAP TIME	MPH	DIFF	TIME OF DAY		
1-	OUTLAP	19.783	34.546	30.949	102.6	118.7			12:27:31.325		
2-	38.397	18.465	32.348	28.222	102.6	128.0	1:57.432	86.51	10.135	12:29:28.757	
3-	37.689	18.556	32.627		IN PIT	123.8	2:08.305	<b>P</b>	79.18	21.008	12:31:37.062
4-	OUTLAP	18.596	31.463	25.876	104.7	125.2	6:18.531	26.84	4:31.234	12:37:55.593	
5-	35.710	17.430	30.395	25.636	103.5	128.5	1:49.171	93.06	1.874	12:39:44.764	
6-	35.349	17.325	30.304	<b>25.328</b>	<b>105.5</b>	128.3	1:48.306	<b>(3)</b>	93.80	1.009	12:41:33.070
7-	34.934	17.018	30.205	25.561	104.2	128.5	1:47.718	<b>(2)</b>	94.32	0.421	12:43:20.788
8-	<b>34.851</b>	<b>16.902</b>	<b>29.840</b>	25.704	104.7	<b>130.5</b>	<b>1:47.297</b>	<b>(1)</b>	<b>94.69</b>		<b>12:45:08.085</b>
9-	35.696	17.868	30.839		IN PIT	128.0	2:01.786	<b>P</b>	83.42	14.489	12:47:09.871
10-	OUTLAP	17.280	30.029	25.905	101.2	129.8	3:41.570	45.85	1:54.273	12:50:51.441	

<b>P10 5</b>		<b>BIGGS / SCHMITZ</b>				LCR Honda - Taurus Tools Ltd					
IDEAL LAP TIME : 1:47.509		BEST LAP TIME : 1:47.612		DIFFERENCE : 0.103							
LAP	SECTOR 1	SECTOR 2	SECTOR 3	SECTOR 4	SPEED TRAP	LAP TIME	MPH	DIFF	TIME OF DAY		
1-	OUTLAP	20.019	33.684	29.285	99.8	124.0			12:27:11.604		
2-	36.762	18.074	31.320	26.298	100.9	<b>126.1</b>	1:52.454	90.34	4.842	12:29:04.058	
3-	35.582	17.754	30.872	25.943	98.7	125.4	1:50.151	92.23	2.539	12:30:54.209	
4-	35.788	17.766	30.741	26.319	103.0	124.7	1:50.614	91.85	3.002	12:32:44.823	
5-	35.476	17.769	30.718	25.904	103.0	124.5	1:49.867	92.47	2.255	12:34:34.690	
6-	34.859	17.783	30.843	25.733	103.0	122.6	1:49.218	93.02	1.606	12:36:23.908	
7-	36.608	18.011	30.448		IN PIT	122.9	2:04.164	<b>P</b>	81.82	16.552	12:38:28.072
8-	OUTLAP	19.097	31.989	26.092	103.3	122.0	6:38.556	25.49	4:50.944	12:45:06.628	
9-	35.130	<b>17.470</b>	30.490	25.470	<b>104.0</b>	<b>126.1</b>	1:48.560	<b>(2)</b>	93.59	0.948	12:46:55.188
10-	<b>34.425</b>	17.573	<b>30.283</b>	<b>25.331</b>	<b>104.0</b>		<b>1:47.612</b>	<b>(1)</b>	<b>94.41</b>		<b>12:48:42.800</b>
11-	34.863	17.675	30.310	25.965	102.1	123.5	1:48.813	<b>(3)</b>	93.37	1.201	12:50:31.613

<b>P11 2</b>		<b>BRYAN / HYDE</b>				LCR Honda - CVR Global & GBM DEMOLITION				
IDEAL LAP TIME :		BEST LAP TIME : 1:49.352		DIFFERENCE :						
LAP	SECTOR 1	SECTOR 2	SECTOR 3	SECTOR 4	SPEED TRAP	LAP TIME	MPH	DIFF	TIME OF DAY	
1-										12:27:07.322
2-						1:54.856	88.46	5.504		12:29:02.178
3-						1:52.040	90.68	2.688		12:30:54.218
4-						1:50.909	91.60	1.557		12:32:45.127
5-						1:50.123	92.26	0.771		12:34:35.250
6-						1:49.375	<b>(2)</b>	92.89	0.023	12:36:24.625
7-						1:50.805	91.69	1.453		12:38:15.430
8-						1:49.510	<b>(3)</b>	92.77	0.158	12:40:04.940
9-						<b>1:49.352</b>	<b>(1)</b>	<b>92.91</b>		<b>12:41:54.292</b>
10-					<b>IN PIT</b>	2:30.585	<b>P</b>	67.47	41.233	12:44:24.877

<b>P12 100</b>		<b>STEVENS / CHARLWOOD</b>				LCR Kawasaki - Quattro Plant JG Speedfit Kawasaki					
IDEAL LAP TIME : 1:49.359		BEST LAP TIME : 1:49.359		DIFFERENCE : 0.000							
LAP	SECTOR 1	SECTOR 2	SECTOR 3	SECTOR 4	SPEED TRAP	LAP TIME	MPH	DIFF	TIME OF DAY		
1-	OUTLAP	25.247	39.649	35.094	74.0	83.8			12:27:49.654		
2-	43.931	23.884	38.140	32.730	82.6	88.0	2:18.685	73.26	29.326	12:30:08.339	
3-	41.444	20.734	34.534	30.259	90.0	102.6	2:06.971	80.01	17.612	12:32:15.310	
4-	41.059	20.932	33.844	28.756	91.6	101.5	2:04.591	81.54	15.232	12:34:19.901	
5-	40.252	20.692	33.239	29.660	89.8	102.9	2:03.843	82.04	14.484	12:36:23.744	
6-	40.086	20.287	32.469	29.021	93.9	106.0	2:01.863	83.37	12.504	12:38:25.607	
7-	37.910	20.773	34.010	28.133	98.9	110.7	2:00.826	84.08	11.467	12:40:26.433	
8-	39.117	19.182	31.876	28.224	97.0	114.1	1:58.399	85.81	9.040	12:42:24.832	
9-	38.109	19.576	32.238	26.601	102.3	115.7	1:56.524	87.19	7.165	12:44:21.356	
10-	36.280	18.023	31.475	26.454	101.9	123.3	1:52.232	90.52	2.873	12:46:13.588	
11-	35.922	18.115	30.806	25.913	103.0	121.3	1:50.756	<b>(3)</b>	91.73	1.397	12:48:04.344
12-	35.697	18.054	30.636	26.348	101.9	119.4	1:50.735	<b>(2)</b>	91.75	1.376	12:49:55.079
13-	<b>35.404</b>	<b>17.838</b>	<b>30.462</b>	<b>25.655</b>	<b>104.5</b>	<b>124.7</b>	<b>1:49.359</b>	<b>(1)</b>	<b>92.90</b>		<b>12:51:44.438</b>

Weather / Track : Cloudy / Dry

Assen

Circuit Length = 2.8222 miles

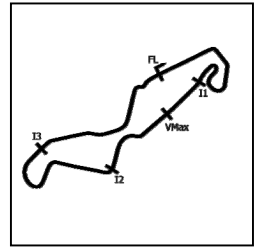
Start: 12:25 Flag 12:50 End: 12:52

**MCRCB BULLETIN TK031**

**2019 Bennetts British Superbike Championship - Stena Line Round 10**

**2019 Molson Group British Sidecar Championship**

**QUALIFYING 1 - SECTOR ANALYSIS**



SECTOR 1 = FL to I1, SECTOR 2 = I1 to I2 SECTOR 3 = I2 to I3, SECTOR 4 = I3 to FL, DIFF = Difference To Personal Best Lap, P = Crossed Finish Line in Pit Lane, D = Time Disallowed

<b>P13 52</b>		<b>PHILP / BRYANT</b>		LCR Yamaha - Brian Gray Powerbiking Team						
IDEAL LAP TIME : 1:49.630		BEST LAP TIME : 1:49.630		DIFFERENCE : 0.000						
LAP	SECTOR 1	SECTOR 2	SECTOR 3	SECTOR 4	SPEED TRAP	LAP TIME	MPH	DIFF	TIME OF DAY	
1-	OUTLAP	20.374	35.866	30.544	100.7	119.1			12:27:12.563	
2-	39.565	19.757	34.273	27.802	103.0	120.2	2:01.397	83.69	11.767	12:29:13.960
3-	37.121	18.056	32.195	26.734	104.7	128.8	1:54.106	89.04	4.476	12:31:08.066
4-	36.238	17.775	31.651	26.276	106.7	<b>129.8</b>	1:51.940	90.76	2.310	12:33:00.006
5-	35.950	18.372	32.060	IN PIT		128.0	2:01.669	<b>P</b> 83.50	12.039	12:35:01.675
6-	OUTLAP	18.733	32.611	26.481	105.0	125.2	9:09.772	18.48	7:20.142	12:44:11.447
7-	36.357	17.488	31.488	26.121	106.5	127.5	1:51.454	91.16	1.824	12:46:02.901
8-	35.877	17.462	31.123	25.923	106.7	126.8	1:50.385	<b>(3)</b> 92.04	0.755	12:47:53.286
9-	35.661	17.533	31.350	25.819	107.0	126.8	1:50.363	<b>(2)</b> 92.06	0.733	12:49:43.649
10-	<b>35.418</b>	<b>17.438</b>	<b>31.109</b>	<b>25.665</b>	<b>107.2</b>	127.5	<b>1:49.630</b>	<b>(1)</b> 92.67		<b>12:51:33.279</b>

<b>P14 7</b>		<b>GRAY / PITT</b>		LCR Yamaha - Brian Gray Powerbiking Team						
IDEAL LAP TIME : 1:49.354		BEST LAP TIME : 1:49.972		DIFFERENCE : 0.618						
LAP	SECTOR 1	SECTOR 2	SECTOR 3	SECTOR 4	SPEED TRAP	LAP TIME	MPH	DIFF	TIME OF DAY	
1-	OUTLAP	19.830	33.595	28.291	100.3	116.7			12:27:15.919	
2-	37.022	19.035	32.772	26.294	<b>105.5</b>	126.1	1:55.123	88.25	5.151	12:29:11.042
3-	36.373	18.418	31.111	26.126	105.0	123.5	1:52.028	90.69	2.056	12:31:03.070
4-	35.803	17.592	<b>30.835</b>	25.844	<b>105.5</b>	126.6	1:50.074	<b>(3)</b> 92.30	0.102	12:32:53.144
5-	<b>35.339</b>	17.782	30.942	25.909	105.2	<b>128.0</b>	<b>1:49.972</b>	<b>(1)</b> 92.38		<b>12:34:43.116</b>
6-	35.534	17.595	31.193	25.907	105.0	127.5	1:50.229	92.17	0.257	12:36:33.345
7-	35.604	17.551	30.982	27.298	104.5	126.8	1:51.435	91.17	1.463	12:38:24.780
8-	35.700	17.885	31.700	IN PIT		127.8	2:04.921	<b>P</b> 81.33	14.949	12:40:29.701
9-	OUTLAP	18.015	31.497	26.399	104.7	126.1	5:43.460	29.58	3:53.488	12:46:13.161
10-	35.876	17.647	30.858	25.932	104.0	126.8	1:50.313	92.10	0.341	12:48:03.474
11-	36.101	17.498	30.890	26.036	104.2	127.5	1:50.525	91.92	0.553	12:49:53.999
12-	35.571	<b>17.416</b>	31.225	<b>25.764</b>	<b>105.5</b>	127.8	1:49.976	<b>(2)</b> 92.38	0.004	12:51:43.975

<b>P15 58</b>		<b>KIRK / SMITHIES</b>		LCR Yamaha - MK Racing						
IDEAL LAP TIME : 1:49.534		BEST LAP TIME : 1:49.977		DIFFERENCE : 0.443						
LAP	SECTOR 1	SECTOR 2	SECTOR 3	SECTOR 4	SPEED TRAP	LAP TIME	MPH	DIFF	TIME OF DAY	
1-	OUTLAP	20.561	34.097	29.329	95.8	110.3			12:27:18.222	
2-	41.251	22.896	34.585	IN PIT		91.8	2:21.661	<b>P</b> 71.72	31.684	12:29:39.883
3-	OUTLAP	19.540	33.027	27.688	102.8	124.5	5:39.473	29.92	3:49.496	12:35:19.356
4-	37.298	18.064	31.635	27.284	<b>104.2</b>	128.0	1:54.281	88.90	4.304	12:37:13.637
5-	36.080	17.967	31.213	26.617	103.3	126.6	1:51.877	<b>(3)</b> 90.81	1.900	12:39:05.514
6-	36.629	19.156	31.466	IN PIT		117.1	2:03.330	<b>P</b> 82.38	13.353	12:41:08.844
7-	OUTLAP	18.070	31.266	26.246	<b>104.2</b>	124.9	6:13.841	27.17	4:23.864	12:47:22.685
8-	35.569	17.553	30.843	<b>26.183</b>	102.6	128.0	1:50.148	<b>(2)</b> 92.24	0.171	12:49:12.833
9-	<b>35.016</b>	<b>17.525</b>	<b>30.810</b>	26.626	102.8	<b>128.8</b>	<b>1:49.977</b>	<b>(1)</b> 92.38		<b>12:51:02.810</b>

<b>P16 4</b>		<b>PEACH / EDWARDS</b>		LCR Yamaha - Life Safety Motorsport						
IDEAL LAP TIME : 1:49.563		BEST LAP TIME : 1:49.986		DIFFERENCE : 0.423						
LAP	SECTOR 1	SECTOR 2	SECTOR 3	SECTOR 4	SPEED TRAP	LAP TIME	MPH	DIFF	TIME OF DAY	
1-	OUTLAP	20.199	33.649	29.363	97.4	120.4			12:27:12.195	
2-	38.078	19.301	31.873	26.704	100.5	<b>122.2</b>	1:55.956	87.62	5.970	12:29:08.151
3-	36.269	17.779	30.795	26.384	100.5	121.7	1:51.227	<b>(3)</b> 91.34	1.241	12:30:59.378
4-	<b>35.471</b>	17.786	30.699	26.030	100.7	121.5	<b>1:49.986</b>	<b>(1)</b> 92.37		<b>12:32:49.364</b>
5-	35.980	18.400	31.544	IN PIT		120.6	2:10.141	<b>P</b> 78.07		12:34:59.505
6-	OUTLAP	<b>17.772</b>	31.120	32.519	98.5	121.5	8:30.974	19.88	6:40.988	12:43:30.479
7-	35.991	<b>17.772</b>	<b>30.398</b>	<b>25.922</b>	<b>101.6</b>	121.1	1:50.083	<b>(2)</b> 92.29	0.097	12:45:20.562

Weather / Track : Cloudy / Dry

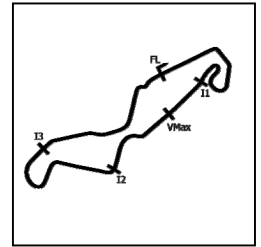
Assen

Circuit Length = 2.8222 miles

Start: 12:25 Flag 12:50 End: 12:52



QUALIFYING 1 - SECTOR ANALYSIS



SECTOR 1 = FL to I1, SECTOR 2 = I1 to I2 SECTOR 3 = I2 to I3, SECTOR 4 = I3 to FL, DIFF = Difference To Personal Best Lap, P = Crossed Finish Line in Pit Lane, D = Time Disallowed

P17 44		FOUND / LOWTHER				LCR Yamaha - Cloud Vapers/Team Found's				
IDEAL LAP TIME :		BEST LAP TIME : 1:50.368		DIFFERENCE :						
LAP	SECTOR 1	SECTOR 2	SECTOR 3	SECTOR 4	SPEED TRAP	LAP TIME	MPH	DIFF	TIME OF DAY	
1-									12:29:37.637	
2-						1:55.370	88.06	5.002	12:31:33.007	
3-						1:52.148	90.59	1.780	12:33:25.155	
4-						1:52.822	90.05	2.454	12:35:17.977	
5-						1:50.988	91.54	0.620	12:37:08.965	
6-						1:50.968	91.55	0.600	12:38:59.933	
7-						1:50.824	91.67	0.456	12:40:50.757	
8-						1:51.418	91.18	1.050	12:42:42.175	
9-						1:50.470 (3)	91.97	0.102	12:44:32.645	
10-						1:51.614	91.02	1.246	12:46:24.259	
11-						1:50.442 (2)	91.99	0.074	12:48:14.701	
12-						1:50.368 (1)	92.05		12:50:05.069	

P18 32		HORSPOLE / CONNELL				LCR Yamaha - Sleaford Quality Foods/Baker Plant Hire				
IDEAL LAP TIME : 1:50.797		BEST LAP TIME : 1:50.863		DIFFERENCE : 0.066						
LAP	SECTOR 1	SECTOR 2	SECTOR 3	SECTOR 4	SPEED TRAP	LAP TIME	MPH	DIFF	TIME OF DAY	
1-	OUTLAP	19.991	34.600	28.487	103.3	122.4			12:27:10.630	
2-	37.103	18.064	31.712	26.654	105.2	126.8	1:53.533	89.49	2.670	12:29:04.163
3-	36.723	17.600	31.427	25.848	106.0	129.3	1:51.598 (3)	91.04	0.735	12:30:55.761
4-	36.073	17.645	31.289	25.856	105.5	128.0	1:50.863 (1)	91.64		12:32:46.624
5-	36.060	17.629	31.378	25.978	105.0	127.5	1:51.045 (2)	91.49	0.182	12:34:37.669
6-	36.232	18.198	32.064	IN PIT		126.6	2:17.451 P	73.91	26.588	12:36:55.120

P19 111		CABLE / MASTERS				LCR Yamaha - Cable Racing/L&W Contractors				
IDEAL LAP TIME : 1:51.457		BEST LAP TIME : 1:52.060		DIFFERENCE : 0.603						
LAP	SECTOR 1	SECTOR 2	SECTOR 3	SECTOR 4	SPEED TRAP	LAP TIME	MPH	DIFF	TIME OF DAY	
1-	OUTLAP	20.444	35.748	29.993	99.6	121.5			12:27:11.507	
2-	40.424	19.765	33.950	28.805	102.8	118.9	2:02.944	82.64	10.884	12:29:14.451
3-	38.577	19.172	33.245	27.951	105.2	126.3	1:58.945	85.41	6.885	12:31:13.396
4-	38.272	19.164	32.458	27.943	102.8	128.3	1:57.837	86.22	5.777	12:33:11.233
5-	37.677	18.757	32.094	27.192	104.5	127.0	1:55.720	87.79	3.660	12:35:06.953
6-	37.200	18.539	31.805	27.008	105.2	127.0	1:54.552	88.69	2.492	12:37:01.505
7-	36.806	18.570	31.529	27.028	104.5	126.6	1:53.933	89.17	1.873	12:38:55.438
8-	36.676	18.429	31.741	26.776	104.7	126.8	1:53.622	89.42	1.562	12:40:49.060
9-	36.610	18.168	31.483	27.403	104.7	127.3	1:53.664	89.38	1.604	12:42:42.724
10-	36.193	18.356	31.696	26.589	104.7	128.0	1:52.834 (3)	90.04	0.774	12:44:35.558
11-	35.969	18.190	31.363	26.538	106.2	127.3	1:52.060 (1)	90.66		12:46:27.618
12-	36.925	18.665	32.276	26.548	105.2	126.6	1:54.414	88.80	2.354	12:48:22.032
13-	36.646	18.182	31.238	26.082	105.7	125.9	1:52.148 (2)	90.59	0.088	12:50:14.180

P20 11		NICHOLLS / COLE				LCR Honda - TSR Racing				
IDEAL LAP TIME : 1:52.025		BEST LAP TIME : 1:52.096		DIFFERENCE : 0.071						
LAP	SECTOR 1	SECTOR 2	SECTOR 3	SECTOR 4	SPEED TRAP	LAP TIME	MPH	DIFF	TIME OF DAY	
1-	OUTLAP	20.682	34.457	29.803	101.2	121.1			12:27:11.525	
2-	38.722	19.236	32.647	27.442	103.0	125.4	1:58.047	86.06	5.951	12:29:09.572
3-	37.564	18.662	32.013	27.354	102.8	125.9	1:55.593	87.89	3.497	12:31:05.165
4-	37.395	18.302	31.407	27.019	104.2	126.3	1:54.123	89.02	2.027	12:32:59.288
5-	36.262	18.480	31.504	27.188	103.3	124.9	1:53.434	89.56	1.338	12:34:52.722
6-	37.067	18.332	31.729	IN PIT		123.3	2:11.681 P	77.15	19.585	12:37:04.403
7-	OUTLAP	19.820	32.141	27.963	102.6	119.8	6:09.779	27.47	4:17.683	12:43:14.182
8-	37.187	18.179	31.609	26.922	102.6	125.4	1:53.897	89.20	1.801	12:45:08.079
9-	36.791	17.959	31.398	26.791	102.6	124.9	1:52.939 (2)	89.96	0.843	12:47:01.018
10-	37.052	18.073	31.400	26.898	103.3	122.6	1:53.423 (3)	89.57	1.327	12:48:54.441
11-	36.333	17.853	31.142	26.768	103.8	123.1	1:52.096 (1)	90.63		12:50:46.537

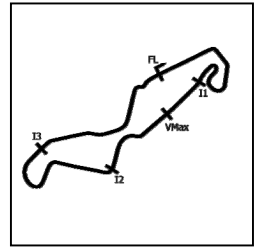
Weather / Track : Cloudy / Dry

Assen

Circuit Length = 2.8222 miles

Start: 12:25 Flag 12:50 End: 12:52

QUALIFYING 1 - SECTOR ANALYSIS



SECTOR 1 = FL to I1, SECTOR 2 = I1 to I2 SECTOR 3 = I2 to I3, SECTOR 4 = I3 to FL, DIFF = Difference To Personal Best Lap, P = Crossed Finish Line in Pit Lane, D = Time Disallowed

P21 18		BELL / ANDERSON		LCR Yamaha - Bell Racing / Marin Motorsports						
IDEAL LAP TIME : 1:51.743		BEST LAP TIME : 1:52.406		DIFFERENCE : 0.663						
LAP	SECTOR 1	SECTOR 2	SECTOR 3	SECTOR 4	SPEED TRAP	LAP TIME	MPH	DIFF	TIME OF DAY	
1-	OUTLAP	21.110	34.326	29.779	96.8	114.3			12:27:15.927	
2-	38.080	19.501	32.858	28.566	100.7	122.6	1:59.005	85.37	6.599	12:29:14.932
3-	38.254	19.131	32.450	28.204	97.0	<b>124.5</b>	1:58.039	86.07	5.633	12:31:12.971
4-	37.561	18.934	31.673	28.742	100.5	122.6	1:56.910	86.90	4.504	12:33:09.881
5-	36.970	19.054	31.781	27.400	102.1	120.6	1:55.205	88.19	2.799	12:35:05.086
6-	36.522	18.966	31.782	27.289	101.2	121.1	1:54.559	88.68	2.153	12:36:59.645
7-	36.478	18.511	31.685	27.020	101.6	120.9	1:53.694	89.36	1.288	12:38:53.339
8-	36.574	18.318	31.374	26.808	101.2	121.3	1:53.074 (3)	89.85	0.668	12:40:46.413
9-	<b>36.209</b>	18.175	31.336	26.837	99.6	121.5	1:52.557 (2)	90.26	0.151	12:42:38.970
10-	36.653	18.405	31.636	26.953	100.9	121.3	1:53.647	89.40	1.241	12:44:32.617
11-	36.866	18.338	31.525	26.505	<b>102.8</b>	123.8	1:53.234	89.72	0.828	12:46:25.851
12-	37.864	18.942	<b>31.154</b>	27.639	96.2	120.6	1:55.599	87.89	3.193	12:48:21.450
13-	36.734	<b>18.039</b>	31.292	<b>26.341</b>	101.2	122.0	<b>1:52.406 (1)</b>	<b>90.38</b>		<b>12:50:13.856</b>

P22 89		HAUXWELL / TAYLOR		LCR Suzuki - CKJ Racing Team						
IDEAL LAP TIME : 1:55.442		BEST LAP TIME : 1:56.780		DIFFERENCE : 1.338						
LAP	SECTOR 1	SECTOR 2	SECTOR 3	SECTOR 4	SPEED TRAP	LAP TIME	MPH	DIFF	TIME OF DAY	
1-	OUTLAP	21.646	34.833	31.638	97.0	110.5			12:27:22.931	
2-	39.292	21.687	33.408	IN PIT		107.2	2:18.360 P	73.43	21.580	12:29:41.291
3-	OUTLAP	21.383	33.531	30.158	99.4	114.1	3:29.889	48.40	1:33.109	12:33:11.180
4-	38.841	19.722	33.217	29.928	98.9	<b>124.7</b>	2:01.708	83.47	4.928	12:35:12.888
5-	38.962	20.518	33.125	29.207	99.8	117.3	2:01.812	83.40	5.032	12:37:14.700
6-	38.227	19.858	33.379	29.125	100.7	122.6	2:00.589	84.25	3.809	12:39:15.289
7-	37.920	20.005	33.122	28.697	99.8	121.5	1:59.744	84.84	2.964	12:41:15.033
8-	39.200	19.829	33.021	28.161	100.7	119.6	2:00.211	84.51	3.431	12:43:15.244
9-	<b>37.475</b>	18.876	32.703	27.777	<b>101.2</b>	124.0	1:56.831 (2)	86.96	0.051	12:45:12.075
10-	37.786	19.335	32.356	27.988	100.0	121.5	1:57.465	86.49	0.685	12:47:09.540
11-	38.354	<b>18.565</b>	<b>31.971</b>	27.890	99.8	122.6	<b>1:56.780 (1)</b>	<b>87.00</b>		<b>12:49:06.320</b>
12-	37.857	19.107	32.751	<b>27.431</b>	100.3	121.7	1:57.146 (3)	86.73	0.366	12:51:03.466

P23 175		CLARKE / CLARKE		Windle Yamaha - City Lifting/Centurion Packaging						
IDEAL LAP TIME : 1:56.536		BEST LAP TIME : 1:58.195		DIFFERENCE : 1.659						
LAP	SECTOR 1	SECTOR 2	SECTOR 3	SECTOR 4	SPEED TRAP	LAP TIME	MPH	DIFF	TIME OF DAY	
1-	OUTLAP	21.222	35.650	29.975	87.0	117.7			12:27:17.215	
2-	39.610	19.849	33.805	28.815	88.5	<b>119.4</b>	2:02.079	83.22	3.884	12:29:19.294
3-	41.192	20.703	35.681	28.735	91.6	114.1	2:06.311	80.43	8.116	12:31:25.605
4-	38.794	19.834	<b>32.773</b>	<b>27.758</b>	<b>99.1</b>	118.7	1:59.159 (3)	85.26	0.964	12:33:24.764
5-	38.696	<b>18.538</b>	32.816	28.145	91.3	<b>119.4</b>	<b>1:58.195 (1)</b>	<b>85.96</b>		<b>12:35:22.959</b>
6-	38.058	18.733	40.904	IN PIT		118.7	2:28.101 P	68.60	29.906	12:37:51.060
7-	OUTLAP	19.038	33.638	27.889	98.3	118.3	9:23.214	18.03	7:25.019	12:47:14.274
8-	<b>37.467</b>	18.583	33.936	28.999	84.8	119.1	1:58.985 (2)	85.39	0.790	12:49:13.259

P24 21 WC		DE HAAS / SEGERS		RCN Kawasaki - RCN Factory Racing						
IDEAL LAP TIME : 1:57.767		BEST LAP TIME : 1:58.474		DIFFERENCE : 0.707						
LAP	SECTOR 1	SECTOR 2	SECTOR 3	SECTOR 4	SPEED TRAP	LAP TIME	MPH	DIFF	TIME OF DAY	
1-	OUTLAP	21.596	34.987	IN PIT		108.0			P	12:27:30.609
2-	OUTLAP	20.262	34.099	29.619	98.1	118.7	8:52.391	19.08	6:53.917	12:36:23.000
3-	39.662	19.885	33.343	28.853	100.7	122.2	2:01.743	83.45	3.269	12:38:24.743
4-	38.863	20.391	33.485	28.520	<b>103.0</b>	119.4	2:01.259	83.78	2.785	12:40:26.002
5-	<b>37.430</b>	19.315	33.423	28.466	99.8	<b>125.2</b>	1:58.634 (2)	85.64	0.160	12:42:24.636
6-	37.931	19.997	34.135	28.515	99.6	123.8	2:00.578	84.26	2.104	12:44:25.214
7-	38.031	19.909	33.459	28.790	101.6	124.2	2:00.189	84.53	1.715	12:46:25.403
8-	38.088	<b>19.222</b>	33.451	<b>28.015</b>	101.2	123.8	1:58.776 (3)	85.54	0.302	12:48:24.179
9-	37.490	19.667	<b>33.100</b>	28.217	102.8	123.3	<b>1:58.474 (1)</b>	<b>85.75</b>		<b>12:50:22.653</b>

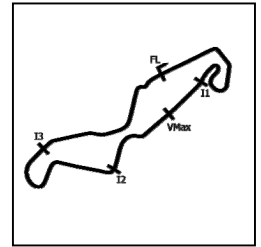
Weather / Track : Cloudy / Dry

Assen

Circuit Length = 2.8222 miles

Start: 12:25 Flag 12:50 End: 12:52

QUALIFYING 1 - SECTOR ANALYSIS



SECTOR 1 = FL to I1, SECTOR 2 = I1 to I2 SECTOR 3 = I2 to I3, SECTOR 4 = I3 to FL, DIFF = Difference To Personal Best Lap, P = Crossed Finish Line in Pit Lane, D = Time Disallowed

P25 51		GILBERT / PILMOOR-BRADY		Adolf RS1 Yamaha - Draper Racing					
IDEAL LAP TIME : 1:59.493		BEST LAP TIME :		DIFFERENCE :					
LAP	SECTOR 1	SECTOR 2	SECTOR 3	SECTOR 4	SPEED TRAP	LAP TIME	MPH	DIFF	TIME OF DAY
1-	OUTLAP	20.879	34.797	<b>28.940</b>	<b>91.4</b>	114.1			<b>12:27:23.432</b>
2-	<b>39.279</b>	20.338	32.562	IN PIT	<b>116.9</b>	2:14.480	<b>P</b>	75.55	12:29:37.912
3-	OUTLAP	19.556	32.505	IN PIT	111.8	7:21.515	<b>P</b>	23.01	12:36:59.427
4-	OUTLAP	<b>19.006</b>	<b>32.268</b>	IN PIT	116.1	7:58.081	<b>P</b>	21.25	12:44:57.508

**MCRCB BULLETIN TK032**

**2019 Bennetts British Superbike Championship - Stena Line Round 10**

**2019 Molson Group British Sidecar Championship**

**QUALIFYING 1 - BEST SECTORS**

SECTOR 1			SECTOR 2			SECTOR 3			SECTOR 4			IDEAL / BEST COMPARISON						
POS	NO	NAME	TIME	NO	NAME	TIME	NO	NAME	TIME	NO	NAME	IDEAL	BEST	DIFF				
												<b>PERFECT LAP</b>		<b>1:43.286</b>				
1	77	REEVES	33.390	77	REEVES	16.617	77	REEVES	28.926	77	REEVES	24.353	1	77	REEVES / WILKES	1:43.286	1:43.481	0.195
2	6	ELLIS /	33.932	1	KERSHAW	16.640	1	KERSHAW	29.351	6	ELLIS /	24.490	2	6	ELLIS / RICHARDSON	1:44.503	1:44.595	0.092
3	41	STREUER	34.120	6	ELLIS /	16.645	6	ELLIS /	29.436	1	KERSHAW	24.526	3	1	KERSHAW / CLARK	1:44.901	1:44.985	0.084
4	95	BLACKST	34.123	41	STREUER	16.852	3	HOLDEN	29.622	3	HOLDEN	24.857	4	3	HOLDEN / CAIN	1:45.872	1:46.251	0.379
5	9	WALKER	34.215	60	HOLLAND	16.902	95	BLACKST	29.769	34	CHRISTI	24.921	5	41	STREUER / ROUSSEAU	1:45.931	1:46.265	0.334
6	1	KERSHAW	34.384	3	HOLDEN	16.932	60	HOLLAND	29.840	9	WALKER	25.009	6	95	BLACKSTOCK / ROSNEY	1:46.008	1:46.837	0.829
7	34	CHRISTI	34.415	9	WALKER	17.023	41	STREUER	29.859	95	BLACKST	25.067	7	9	WALKER / HAWES	1:46.164	1:46.164	0.000
8	5	BIGGS /	34.425	95	BLACKST	17.049	9	WALKER	29.917	41	STREUER	25.100	8	34	CHRISTIE / CHRISTIE	1:46.352	1:46.455	0.103
9	3	HOLDEN	34.461	34	CHRISTI	17.050	34	CHRISTI	29.966	60	HOLLAND	25.328	9	60	HOLLAND / WATSON	1:46.921	1:47.297	0.376
10	60	HOLLAND	34.851	7	GRAY /	17.416	5	BIGGS /	30.283	5	BIGGS /	25.331	10	5	BIGGS / SCHMITZ	1:47.509	1:47.612	0.103
11	58	KIRK /	35.016	52	PHILP /	17.438	4	PEACH /	30.398	100	STEVENS	25.655	11	7	GRAY / PITT	1:49.354	1:49.972	0.618
12	7	GRAY /	35.339	5	BIGGS /	17.470	100	STEVENS	30.462	52	PHILP /	25.665	12	100	STEVENS / CHARLWOOD	1:49.359	1:49.359	0.000
13	100	STEVENS	35.404	58	KIRK /	17.525	58	KIRK /	30.810	7	GRAY /	25.764	13	58	KIRK / SMITHIES	1:49.534	1:49.977	0.443
14	52	PHILP /	35.418	32	HORSPOL	17.600	7	GRAY /	30.835	32	HORSPOL	25.848	14	4	PEACH / EDWARDS	1:49.563	1:49.986	0.423
15	4	PEACH /	35.471	4	PEACH /	17.772	52	PHILP /	31.109	4	PEACH /	25.922	15	52	PHILP / BRYANT	1:49.630	1:49.630	0.000
16	111	CABLE /	35.969	100	STEVENS	17.838	11	NICHOLL	31.142	111	CABLE /	26.082	16	32	HORSPOLE / CONNELL	1:50.797	1:50.863	0.066
17	32	HORSPOL	36.060	11	NICHOLL	17.853	18	BELL /	31.154	58	KIRK /	26.183	17	111	CABLE / MASTERS	1:51.457	1:52.060	0.603
18	18	BELL /	36.209	18	BELL /	18.039	111	CABLE /	31.238	18	BELL /	26.341	18	18	BELL / ANDERSON	1:51.743	1:52.406	0.663
19	11	NICHOLL	36.262	111	CABLE /	18.168	32	HORSPOL	31.289	11	NICHOLL	26.768	19	11	NICHOLLS / COLE	1:52.025	1:52.096	0.071
20	21	DE HAAS	37.430	175	CLARKE	18.538	89	HAUXWEL	31.971	89	HAUXWEL	27.431	20	89	HAUXWELL / TAYLOR	1:55.442	1:56.780	1.338
21	175	CLARKE	37.467	89	HAUXWEL	18.565	51	GILBERT	32.268	175	CLARKE	27.758	21	175	CLARKE / CLARKE	1:56.536	1:58.195	1.659
22	89	HAUXWEL	37.475	51	GILBERT	19.006	175	CLARKE	32.773	21	DE HAAS	28.015	22	21	DE HAAS / SEGERS	1:57.767	1:58.474	0.707
23	51	GILBERT	39.279	21	DE HAAS	19.222	21	DE HAAS	33.100	51	GILBERT	28.940	23	51	GILBERT / PILMOOR-BRAD'	1:59.493		
24													24	44	FOUND / LOWTHER		1:50.368	
25													25	2	BRYAN / HYDE		1:49.352	

Weather / Track : Cloudy / Dry

Assen

Circuit Length = 2.8222 miles

Start: 12:25 Flag 12:50 End: 12:52

Results can be found at [www.tsl-timing.com](http://www.tsl-timing.com)

Printed - 12:55 Friday, 20 September 2019

**MCRCB BULLETIN TK033****2019 Bennetts British Superbike Championship - Stena Line Round 10****2019 Molson Group British Sidecar Championship****QUALIFYING 1 - BEST SPEEDS**

<b>FINISH LINE</b>				<b>VMAX</b>		
POS	NO	NAME	MPH	NO	NAME	MPH
1	6	ELLIS / RICHARDSON	113.2	9	WALKER / HAWES	133.1
2	77	REEVES / WILKES	109.9	6	ELLIS / RICHARDSON	132.6
3	3	HOLDEN / CAIN	109.3	41	STREUER / ROUSSE/	132.3
4	41	STREUER / ROUSSE/	109.3	3	HOLDEN / CAIN	132.1
5	1	KERSHAW / CLARK	108.5	77	REEVES / WILKES	131.8
6	9	WALKER / HAWES	108.0	1	KERSHAW / CLARK	131.0
7	34	CHRISTIE / CHRISTIE	107.5	60	HOLLAND / WATSON	130.5
8	52	PHILP / BRYANT	107.2	52	PHILP / BRYANT	129.8
9	111	CABLE / MASTERS	106.2	32	HORSPOLE / CONNEI	129.3
10	32	HORSPOLE / CONNEI	106.0	34	CHRISTIE / CHRISTIE	129.0
11	95	BLACKSTOCK / ROSN	105.7	58	KIRK / SMITHIES	128.8
12	60	HOLLAND / WATSON	105.5	111	CABLE / MASTERS	128.3
13	7	GRAY / PITT	105.5	7	GRAY / PITT	128.0
14	100	STEVENS / CHARLWC	104.5	95	BLACKSTOCK / ROSN	127.8
15	58	KIRK / SMITHIES	104.2	11	NICHOLLS / COLE	126.3
16	11	NICHOLLS / COLE	104.2	5	BIGGS / SCHMITZ	126.1
17	5	BIGGS / SCHMITZ	104.0	21	DE HAAS / SEGERS	125.2
18	21	DE HAAS / SEGERS	103.0	100	STEVENS / CHARLWC	124.7
19	18	BELL / ANDERSON	102.8	89	HAUXWELL / TAYLOR	124.7
20	4	PEACH / EDWARDS	101.6	18	BELL / ANDERSON	124.5
21	89	HAUXWELL / TAYLOR	101.2	4	PEACH / EDWARDS	122.2
22	175	CLARKE / CLARKE	99.1	175	CLARKE / CLARKE	119.4
23	51	GILBERT / PILMOOR-I	91.4	51	GILBERT / PILMOOR-I	116.9
24						
25						

Weather / Track : Cloudy / Dry

Results can be found at [www.tsl-timing.com](http://www.tsl-timing.com)

Assen

Circuit Length = 2.8222 miles

Start: 12:25 Flag 12:50 End: 12:52

Printed - 12:55 Friday, 20 September 2019

# MCRCB BULLETIN TK034

## 2019 Bennetts British Superbike Championship - Stena Line Round 10

### 2019 Molson Group British Sidecar Championship

#### QUALIFYING 1 - STATISTICS

**Competitors Started** 25  
**Planned Start** 2019-09-20 @ 12:25:00.000  
**Actual Start** 2019-09-20 @ 12:25:00.751  
**Finish Time** 2019-09-20 @ 12:50:00.751  
**Track Length** 2.8222mi.  
**Total Laps** 254  
**Total Distance Covered** 716.8560mi.

#### Session Fastest Lap History

NO	CL	NAME	LAP TIME	TIME OF DAY	LAP	VEHICLE
77	WC	REEVES / WILKES	1:45.088	12:28:42.407	2	LCR Kawasaki
77	WC	REEVES / WILKES	1:43.798	12:30:26.204	3	LCR Kawasaki
77	WC	REEVES / WILKES	1:43.481	12:40:29.593	6	LCR Kawasaki

#### Flag History

TYPE	TIME OF DAY
GREEN	12:25:00.751
FINISH	12:50:00.751

#### Flag Statistics

TYPE	COUNT	TOTAL LAPS	TOTAL TIME
Green	1	13	27:49.850
Red	0	0	0.000
Safety Car	0	0	0.000
FCY	0	0	0.000

# MCRCB BULLETIN TK034

## 2019 Bennetts British Superbike Championship - Stena Line Round 10

### 2019 Molson Group British Sidecar Championship

#### QUALIFYING 1 - STATISTICS

CLASS :

22 Starters

#### Fastest Lap History

NO	NAME	LAP TIME	TIME OF DAY	LAP	VEHICLE
34	CHRISTIE / CHRISTIE	1:52.197	12:28:56.541	2	LCR Yamaha
1	KERSHAW / CLARK	1:50.725	12:29:28.854	2	LCR Yamaha
34	CHRISTIE / CHRISTIE	1:48.697	12:30:45.238	3	LCR Yamaha
1	KERSHAW / CLARK	1:47.617	12:31:16.466	3	LCR Yamaha
34	CHRISTIE / CHRISTIE	1:47.178	12:32:32.417	4	LCR Yamaha
34	CHRISTIE / CHRISTIE	1:46.455	12:37:56.433	7	LCR Yamaha
6	ELLIS / RICHARDSON	1:46.092	12:39:58.830	6	LCR Honda
6	ELLIS / RICHARDSON	1:45.524	12:41:44.364	7	LCR Honda
1	KERSHAW / CLARK	1:45.516	12:46:52.318	10	LCR Yamaha
1	KERSHAW / CLARK	1:45.497	12:48:37.819	11	LCR Yamaha
6	ELLIS / RICHARDSON	1:44.595	12:49:56.362	10	LCR Honda

Weather / Track : Cloudy / Dry

Assen

Circuit Length = 2.8222 miles

Start: 12:25 Flag 12:50 End: 12:52

**MCRCB BULLETIN TK034**

**2019 Bennetts British Superbike Championship - Stena Line Round 10**

**2019 Molson Group British Sidecar Championship**

**QUALIFYING 1 - STATISTICS**

**CLASS : WC**

3 Starters

**Fastest Lap History**

NO	NAME	LAP TIME	TIME OF DAY	LAP	VEHICLE
77	REEVES / WILKES	<b>1:45.088</b>	12:28:42.407	2	LCR Kawasaki
77	REEVES / WILKES	<b>1:43.798</b>	12:30:26.204	3	LCR Kawasaki
77	REEVES / WILKES	<b>1:43.481</b>	12:40:29.593	6	LCR Kawasaki

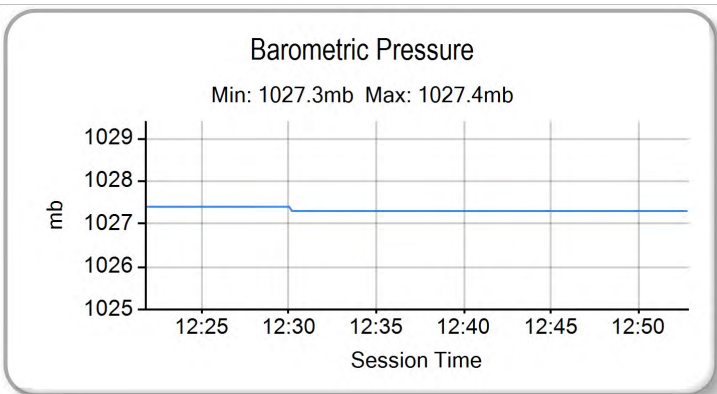
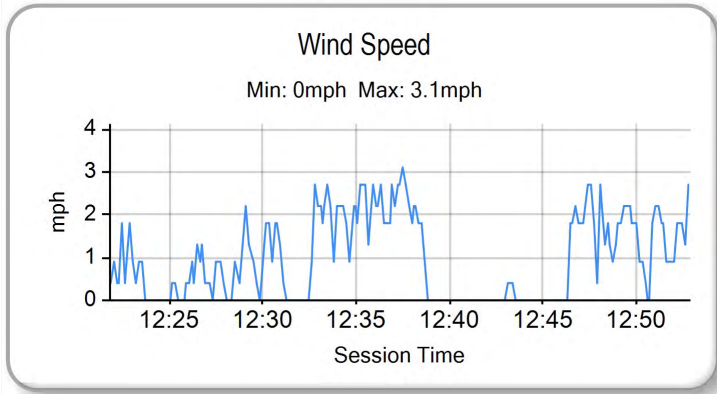
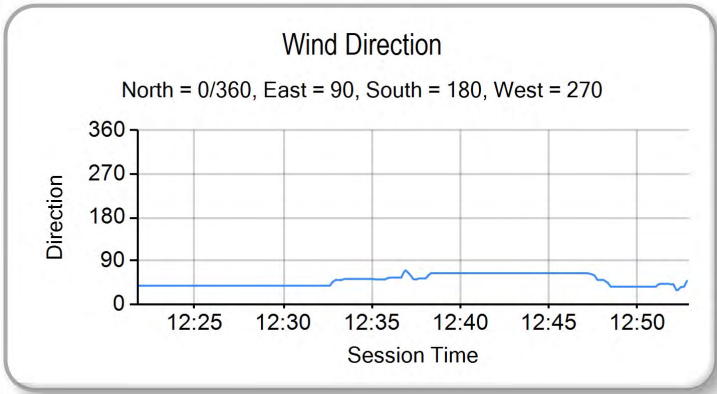
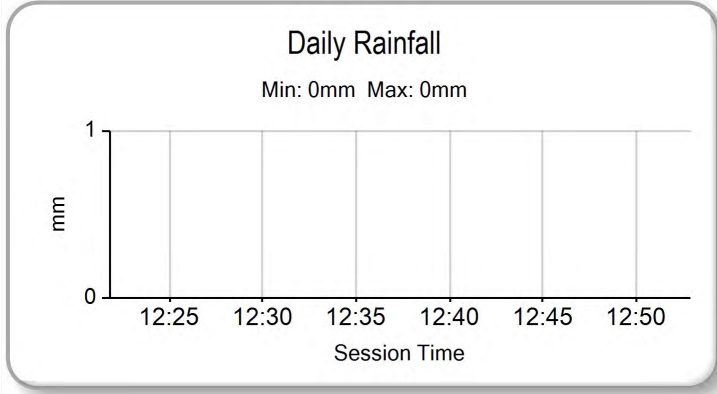
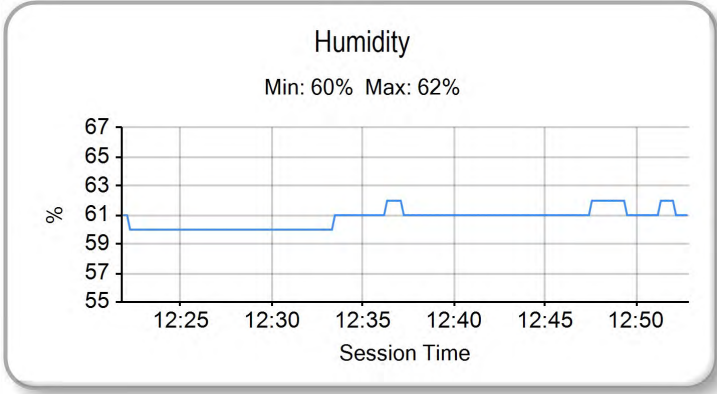
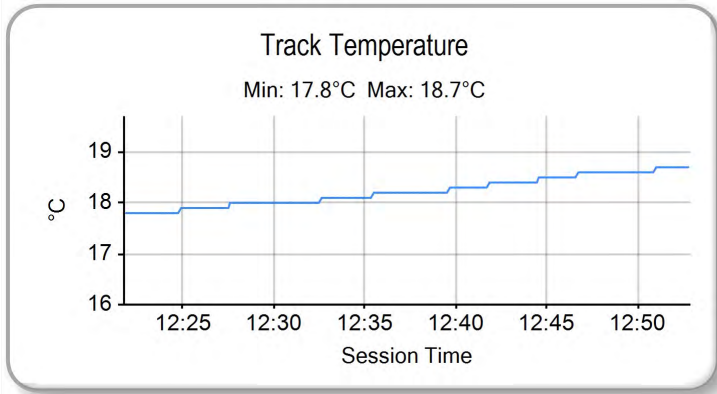
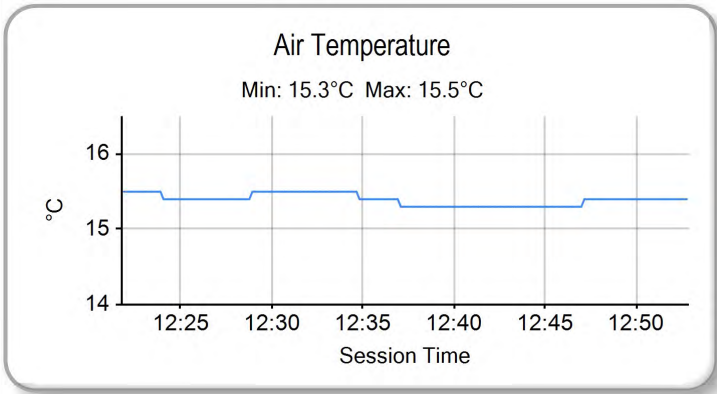


# MCRCB BULLETIN TK035

## 2019 Bennetts British Superbike Championship - Stena Line Round 10

## 2019 Molson Group British Sidecar Championship

### QUALIFYING 1 - WEATHER CONDITIONS



Weather / Track : Cloudy / Dry

Results can be found at [www.tsl-timing.com](http://www.tsl-timing.com)

Assen  
Circuit Length = 2.8222 miles  
Start: 12:25 Flag 12:50 End: 12:52

Printed - 12:58 Friday, 20 September 2019

## QUALIFYING 2 - CLASSIFICATION

POS	NO	CL	PIC NAME	NAT	ENTRY	TIME	ON	LAPS	GAP	DIFF	MPH
1	77	WC	1 REEVES / WILKES		Adolf RS Yamaha - Team Berlin Express	1:43.168	4	6			98.48
2	1		1 KERSHAW / CLARK		LCR Yamaha - Molson & Express Tyre Service	1:44.053	9	13	0.885	0.885	97.64
3	6		2 ELLIS / RICHARDSON		LCR Honda - Santander Salt	1:44.125	3	11	0.957	0.072	97.57
4	34		3 CHRISTIE / CHRISTIE		LCR Yamaha - CES Powerbiking	1:44.889	5	9	1.721	0.764	96.86
5	3		4 HOLDEN / CAIN		ARS Kawasaki - SBR (Silicone Engineering / Barnes Raci	1:45.454	5	13	2.286	0.565	96.34
6	95		5 BLACKSTOCK / ROSNEY		LCR Yamaha - SBR-Silicone Engineering/Barnes Racing	1:45.727	7	12	2.559	0.273	96.09
7	9		6 WALKER / HAWES		LCR Yamaha - TAG Racing Yamaha	1:46.099	5	11	2.931	0.372	95.76
8	60		7 HOLLAND / WATSON		LCR Kawasaki - Quattro Plant JG Speedfit Kawasaki	1:46.277	5	11	3.109	0.178	95.60
9	100		8 STEVENS / CHARLWOOD		LCR Kawasaki - Quattro Plant JG Speedfit Kawasaki	1:46.419	6	6	3.251	0.142	95.47
10	58		9 KIRK / SMITHIES		LCR Yamaha - MK Racing	1:46.680	6	11	3.512	0.261	95.23
11	41	WC	2 STREUER / ROUSSEAU		LCR Kawasaki - Team Streuer	1:47.079	3	8	3.911	0.399	94.88
12	52		10 PHILP / BRYANT		LCR Yamaha - Brian Gray Powerbiking Team	1:47.830	12	12	4.662	0.751	94.22
13	2		11 BRYAN / HYDE		LCR Honda - CVR Global & GBM DEMOLITION	1:47.858	8	11	4.690	0.028	94.19
14	5		12 BIGGS / SCHMITZ		LCR Honda - Taurus Tools Ltd	1:48.202	12	12	5.034	0.344	93.89
15	44		13 FOUNDS / LOWTHER		LCR Yamaha - Cloud Vapers/Team Founds	1:48.243	11	12	5.075	0.041	93.86
16	7		14 GRAY / PITT		LCR Yamaha - Brian Gray Powerbiking Team	1:48.420	6	11	5.252	0.177	93.71
17	4		15 PEACH / EDWARDS		LCR Yamaha - Life Safety Motorsport	1:48.636	12	12	5.468	0.216	93.52
18	32		16 HORSPOLE / CONNELL		LCR Yamaha - Sleaford Quality Foods/Baker Plant Hire	1:49.711	11	11	6.543	1.075	92.60
19	18		17 BELL / ANDERSON		LCR Yamaha - Bell Racing / Marin Motorsports	1:50.575	11	12	7.407	0.864	91.88
20	111		18 CABLE / MASTERS		LCR Yamaha - Cable Racing/L&W Contractors	1:51.158	8	14	7.990	0.583	91.40
21	11		19 NICHOLLS / COLE		LCR Honda - TSR Racing	1:51.170	4	11	8.002	0.012	91.39
22	89		20 HAUXWELL / TAYLOR		LCR Suzuki - CKJ Racing Team	1:53.731	10	12	10.563	2.561	89.33
23	51		21 GILBERT / PILMOOR-BRADY		Adolf RS1 Yamaha - Draper Racing	1:54.779	6	7	11.611	1.048	88.51
24	175		22 CLARKE / CLARKE		Windle Yamaha - City Lifting/Centurion Packaging	1:57.346	4	6	14.178	2.567	86.58
25	21	WC	3 DE HAAS / SEGERS		RCN Kawasaki - RCN Factory Racing	1:58.336	13	13	15.168	0.990	85.85

QUALIFYING LAPTIME (115.0% of 1:43.168) = 1:58.643

Weather / Track : Cloudy / Dry

These results are provisional until the conclusion of any judicial and technical matters.

Assen

Circuit Length = 2.8222 miles

Start: 17:55 Flag 18:20 End: 18:22

Race Director :

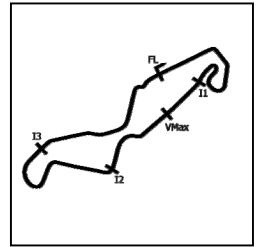
Stewards :

Timekeeper :

Results can be found at [www.britishsuperbike.com](http://www.britishsuperbike.com)

Printed - 18:23 Friday, 20 September 2019

## QUALIFYING 2 - SECTOR ANALYSIS



SECTOR 1 = FL to I1, SECTOR 2 = I1 to I2, SECTOR 3 = I2 to I3, SECTOR 4 = I3 to FL, DIFF = Difference To Personal Best Lap, P = Crossed Finish Line in Pit Lane, D = Time Disallowed

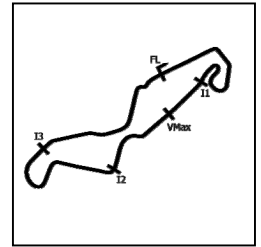
P1		77 WC		REEVES / WILKES		Adolf RS Yamaha			
IDEAL LAP TIME :		BEST LAP TIME :		1:43.168		DIFFERENCE :			
LAP	SECTOR 1	SECTOR 2	SECTOR 3	SECTOR 4	SPEED TRAP	LAP TIME	MPH	DIFF	TIME OF DAY
1-									17:56:58.589
2-						1:44.068	97.63	0.900	17:58:42.657
3-						1:43.619	(3) 98.05	0.451	18:00:26.276
4-						<b>1:43.168</b>	(1) <b>98.48</b>		<b>18:02:09.444</b>
5-						1:43.258	(2) 98.39	0.090	18:03:52.702
6-				<i>IN PIT</i>		2:44.117	P 61.90	1:00.949	18:06:36.819

P2		1		KERSHAW / CLARK		LCR Yamaha				
IDEAL LAP TIME :		BEST LAP TIME :		1:44.053		DIFFERENCE : 0.213				
LAP	SECTOR 1	SECTOR 2	SECTOR 3	SECTOR 4	SPEED TRAP	LAP TIME	MPH	DIFF	TIME OF DAY	
1-	OUTLAP	19.438	34.044	27.555	99.8	116.9			17:57:41.472	
2-	37.309	17.250	31.065	25.300	107.0	127.8	1:50.924	91.59	6.871	17:59:32.396
3-	35.338	16.700	29.738	24.906	107.0	130.5	1:46.682	95.23	2.629	18:01:19.078
4-	34.011	16.631	29.599	24.783	106.0	130.0	1:45.024	96.74	0.971	18:03:04.102
5-	33.888	16.499	29.653	24.620	108.0	<b>131.3</b>	1:44.660	97.07	0.607	18:04:48.762
6-	<b>33.862</b>	<b>16.492</b>	29.278	24.566	107.8	131.0	1:44.198	(3) 97.50	0.145	18:06:32.960
7-	35.156	16.970	30.074	25.596	105.2	128.8	1:47.796	94.25	3.743	18:08:20.756
8-	34.034	16.633	<b>29.114</b>	24.379	<b>108.8</b>	129.5	1:44.160	(2) 97.54	0.107	18:10:04.916
9-	33.871	16.533	29.277	<b>24.372</b>	108.3	129.5	<b>1:44.053</b>	(1) <b>97.64</b>		<b>18:11:48.969</b>
10-	35.304	17.252	30.227	IN PIT		127.5	1:58.993	P 85.38	14.940	18:13:47.962
11-	OUTLAP	17.184	30.785	24.833	107.5	128.3	4:02.104	41.96	2:18.051	18:17:50.066
12-	33.983	16.670	29.421	24.775	106.2	128.3	1:44.849	96.90	0.796	18:19:34.915
13-	34.593	16.929	29.852	25.311	104.0	129.3	1:46.685	95.23	2.632	18:21:21.600

P3		6		ELLIS / RICHARDSON		LCR Honda				
IDEAL LAP TIME :		BEST LAP TIME :		1:44.125		DIFFERENCE : 0.184				
LAP	SECTOR 1	SECTOR 2	SECTOR 3	SECTOR 4	SPEED TRAP	LAP TIME	MPH	DIFF	TIME OF DAY	
1-	OUTLAP	18.253	31.725	25.579	105.7	<b>136.1</b>				17:57:01.693
2-	35.198	16.883	29.487	24.730	110.7	130.8	1:46.298	95.58	2.173	17:58:47.991
3-	33.838	16.666	<b>29.076</b>	24.545	111.5		<b>1:44.125</b>	(1) <b>97.57</b>		<b>18:00:32.116</b>
4-	<b>33.802</b>	16.664	29.285	24.710	104.2		1:44.461	97.26	0.336	18:02:16.577
5-	33.999	<b>16.580</b>	29.111	<b>24.483</b>	<b>115.0</b>		1:44.173	(2) <b>97.53</b>	0.048	18:04:00.750
6-	35.211	17.562	30.920	IN PIT			1:59.270	P 85.18	15.145	18:06:00.020
7-	OUTLAP	17.078	29.917	25.406	112.4		5:13.213	32.43	3:29.088	18:11:13.233
8-	33.952	16.641	30.258	25.159	111.8		1:46.010	95.84	1.885	18:12:59.243
9-	33.850	16.623	29.105	24.797	112.4		1:44.375	(3) 97.34	0.250	18:14:43.618
10-	34.326	18.098	30.332	25.519	114.1	113.1	1:48.275	93.83	4.150	18:16:31.893
11-	34.374	19.381	31.375	IN PIT		112.7	2:01.518	P 83.61	17.393	18:18:33.411

P4		34		CHRISTIE / CHRISTIE		LCR Yamaha				
IDEAL LAP TIME :		BEST LAP TIME :		1:44.889		DIFFERENCE : 0.113				
LAP	SECTOR 1	SECTOR 2	SECTOR 3	SECTOR 4	SPEED TRAP	LAP TIME	MPH	DIFF	TIME OF DAY	
1-	OUTLAP	19.062	32.683	25.892	104.7	125.2				17:57:01.295
2-	35.307	17.155	30.561	25.128	104.7	130.0	1:48.151	93.94	3.262	17:58:49.446
3-	34.538	<b>16.852</b>	29.750	24.747	106.2	<b>130.5</b>	1:45.887	95.95	0.998	18:00:35.333
4-	34.062	16.857	29.623	24.674	106.5	129.8	1:45.216	(2) 96.56	0.327	18:02:20.549
5-	<b>33.944</b>	16.965	<b>29.446</b>	<b>24.534</b>	<b>107.5</b>	129.8	<b>1:44.889</b>	(1) <b>96.86</b>		<b>18:04:05.438</b>
6-	34.011	16.904	30.578	IN PIT		129.8	1:58.252	P 85.91	13.363	18:06:03.690
7-	OUTLAP	19.509	37.530	28.535	105.7	115.9	10:44.680	15.76	8:59.791	18:16:48.370
8-	34.741	17.033	30.089	24.831	106.5	129.5	1:46.694	95.22	1.805	18:18:35.064
9-	34.263	16.869	29.718	24.684	106.5	130.3	1:45.534	(3) 96.27	0.645	18:20:20.598

QUALIFYING 2 - SECTOR ANALYSIS



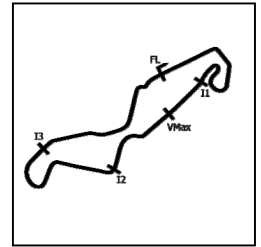
SECTOR 1 = FL to I1, SECTOR 2 = I1 to I2 SECTOR 3 = I2 to I3, SECTOR 4 = I3 to FL, DIFF = Difference To Personal Best Lap, P = Crossed Finish Line in Pit Lane, D = Time Disallowed

P5		3 HOLDEN / CAIN				ARS Kawasaki				
IDEAL LAP TIME : 1:44.639		BEST LAP TIME : 1:45.454				DIFFERENCE : 0.815				
LAP	SECTOR 1	SECTOR 2	SECTOR 3	SECTOR 4	SPEED TRAP	LAP TIME	MPH	DIFF	TIME OF DAY	
1-	OUTLAP	18.586	33.989	26.869	106.5	129.0			17:57:14.856	
2-	36.771	17.233	32.521	27.100	107.2	132.3	1:53.625	89.41	8.171	17:59:08.481
3-	35.882	17.560	30.213	25.568	106.0	125.6	1:49.223	93.02	3.769	18:00:57.704
4-	34.701	16.875	29.813	25.008	108.3	130.0	1:46.397	95.49	0.943	18:02:44.101
5-	34.122	16.902	<b>29.607</b>	24.823	109.1	131.0	<b>1:45.454 (1)</b>	<b>96.34</b>		<b>18:04:29.555</b>
6-	33.983	16.712	30.153	25.001	<b>109.3</b>	133.1	1:45.849	95.98	0.395	18:06:15.404
7-	34.384	16.675	29.655	24.864	108.0	131.3	1:45.578 <b>(2)</b>	96.23	0.124	18:08:00.982
8-	<b>33.611</b>	16.908	30.785	IN PIT		130.3	1:59.457 <b>P</b>	85.05	14.003	18:10:00.439
9-	OUTLAP	16.859	30.118	25.310	107.5	132.3	3:48.601	44.44	2:03.147	18:13:49.040
10-	33.806	16.754	30.810	25.290	107.8	<b>133.9</b>	1:46.660	95.25	1.206	18:15:35.700
11-	35.416	18.320	30.196	25.533	108.0	133.6	1:49.465	92.81	4.011	18:17:25.165
12-	34.676	16.810	29.772	<b>24.813</b>	107.8	130.0	1:46.071	95.78	0.617	18:19:11.236
13-	34.442	<b>16.608</b>	29.798	24.996	108.5	132.6	1:45.844 <b>(3)</b>	95.99	0.390	18:20:57.080

P6		95 BLACKSTOCK / ROSNEY				LCR Yamaha				
IDEAL LAP TIME : 1:45.300		BEST LAP TIME : 1:45.727				DIFFERENCE : 0.427				
LAP	SECTOR 1	SECTOR 2	SECTOR 3	SECTOR 4	SPEED TRAP	LAP TIME	MPH	DIFF	TIME OF DAY	
1-	OUTLAP	18.361	35.475	27.389	102.8	<b>129.8</b>				17:57:19.229
2-	40.948	19.294	35.939	27.600	105.0	112.9	2:03.781	82.08	18.054	17:59:23.010
3-	34.269	17.004	30.416	25.292	105.7	129.0	1:46.981	94.97	1.254	18:01:09.991
4-	<b>33.940</b>	16.966	31.254	IN PIT		128.3	1:57.134 <b>P</b>	86.73	11.407	18:03:07.125
5-	OUTLAP	17.379	31.376	25.683	104.7	127.0	3:18.703	51.13	1:32.976	18:06:25.828
6-	34.019	17.055	29.580	25.465	100.7	126.8	1:46.119 <b>(3)</b>	95.74	0.392	18:08:11.947
7-	34.102	17.099	<b>29.490</b>	25.036	104.2	126.3	<b>1:45.727 (1)</b>	<b>96.09</b>		<b>18:09:57.674</b>
8-	34.067	17.172	29.672	25.290	105.5	127.0	1:46.201	95.66	0.474	18:11:43.875
9-	34.248	18.263	31.525	IN PIT		129.3	1:58.294 <b>P</b>	85.88	12.567	18:13:42.169
10-	OUTLAP	19.575	1:08.815	26.261	104.5	112.4	4:29.801	37.65	2:44.074	18:18:11.970
11-	34.274	<b>16.936</b>	29.669	<b>24.934</b>	<b>106.2</b>	127.8	1:45.813 <b>(2)</b>	96.02	0.086	18:19:57.783
12-	34.342	16.952	29.673	26.456	93.9	128.5	1:47.423	94.58	1.696	18:21:45.206

P7		9 WALKER / HAWES				LCR Yamaha				
IDEAL LAP TIME : 1:45.907		BEST LAP TIME : 1:46.099				DIFFERENCE : 0.192				
LAP	SECTOR 1	SECTOR 2	SECTOR 3	SECTOR 4	SPEED TRAP	LAP TIME	MPH	DIFF	TIME OF DAY	
1-	OUTLAP	18.453	32.798	27.291	105.2	131.0				17:57:19.292
2-	35.719	17.284	30.650	25.935	107.0	133.1	1:49.588	92.71	3.489	17:59:08.880
3-	36.061	17.521	30.550	25.534	<b>108.0</b>	<b>133.4</b>	1:49.666	92.64	3.567	18:00:58.546
4-	34.699	17.000	29.985	<b>25.090</b>	107.8	132.1	1:46.774	95.15	0.675	18:02:45.320
5-	34.193	<b>16.850</b>	29.920	25.136	103.8	132.6	<b>1:46.099 (1)</b>	<b>95.76</b>		<b>18:04:31.419</b>
6-	36.372	17.895	31.050	IN PIT		130.8	2:00.230 <b>P</b>	84.50	14.131	18:06:31.649
7-	OUTLAP	19.011	31.753	25.992	107.8	123.1	8:00.371	21.15	6:14.272	18:14:32.020
8-	34.290	17.073	<b>29.897</b>	25.242	107.5	129.8	1:46.502	95.39	0.403	18:16:18.522
9-	<b>34.070</b>	17.004	29.913	25.264	107.8	130.8	1:46.251 <b>(2)</b>	95.62	0.152	18:18:04.773
10-	34.200	17.831	31.744	25.930	107.2	128.5	1:49.705	92.61	3.606	18:19:54.478
11-	34.097	17.058	29.993	25.237	107.0	130.3	1:46.385 <b>(3)</b>	95.50	0.286	18:21:40.863

QUALIFYING 2 - SECTOR ANALYSIS



SECTOR 1 = FL to I1, SECTOR 2 = I1 to I2, SECTOR 3 = I2 to I3, SECTOR 4 = I3 to FL, DIFF = Difference To Personal Best Lap, P = Crossed Finish Line in Pit Lane, D = Time Disallowed

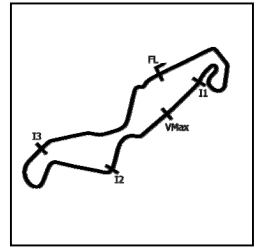
P8 60		HOLLAND / WATSON				LCR Kawasaki				
IDEAL LAP TIME : 1:46.063		BEST LAP TIME : 1:46.277				DIFFERENCE : 0.214				
LAP	SECTOR 1	SECTOR 2	SECTOR 3	SECTOR 4	SPEED TRAP	LAP TIME	MPH	DIFF	TIME OF DAY	
1-	OUTLAP	18.670	33.323	27.441	103.3	126.3			17:57:22.310	
2-	37.093	17.534	30.955	26.955	104.5	129.0	1:52.537	90.28	6.260	17:59:14.847
3-	35.142	16.937	30.844	25.815	107.8	129.8	1:48.738 (3)	93.43	2.461	18:01:03.585
4-	37.330	17.239	31.367	26.958	106.2	130.0	1:52.894	89.99	6.617	18:02:56.479
5-	34.527	16.778	30.068	24.904	108.0	131.5	1:46.277 (1)	95.60		18:04:42.756
6-	35.967	17.910	30.590	IN PIT		127.3	1:59.514 P	85.01	13.237	18:06:42.270
7-	OUTLAP	17.637	30.956	25.361	108.3	130.3	4:50.553	34.96	3:04.276	18:11:32.823
8-	37.407	17.123	30.772	25.536	106.7	130.3	1:50.838	91.66	4.561	18:13:23.661
9-	34.672	17.193	31.178	25.917	107.5	128.5	1:48.960	93.24	2.683	18:15:12.621
10-	34.376	16.946	30.005	25.086	106.2	129.8	1:46.413 (2)	95.47	0.136	18:16:59.034
11-	34.463	17.046	30.182	IN PIT		129.5	1:57.269 P	86.63	10.992	18:18:56.303

P9 100		STEVENS / CHARLWOOD				LCR Kawasaki				
IDEAL LAP TIME : 1:46.419		BEST LAP TIME : 1:46.419				DIFFERENCE : 0.000				
LAP	SECTOR 1	SECTOR 2	SECTOR 3	SECTOR 4	SPEED TRAP	LAP TIME	MPH	DIFF	TIME OF DAY	
1-	OUTLAP	20.298	34.083	27.759	100.0	108.0			17:57:35.705	
2-	37.428	18.182	32.058	IN PIT		122.4	2:01.837 P	83.39	15.418	17:59:37.542
3-	OUTLAP	18.448	32.218	26.544	107.8	124.0	4:39.571	36.34	2:53.152	18:04:17.113
4-	36.285	17.457	31.043	25.786	106.5	128.0	1:50.571 (3)	91.88	4.152	18:06:07.684
5-	35.099	16.882	30.030	25.098	107.0	131.8	1:47.109 (2)	94.85	0.690	18:07:54.793
6-	34.921	16.710	29.822	24.966	107.5	131.5	1:46.419 (1)	95.47		18:09:41.212

P10 58		KIRK / SMITHIES				LCR Yamaha				
IDEAL LAP TIME : 1:46.680		BEST LAP TIME : 1:46.680				DIFFERENCE : 0.000				
LAP	SECTOR 1	SECTOR 2	SECTOR 3	SECTOR 4	SPEED TRAP	LAP TIME	MPH	DIFF	TIME OF DAY	
1-	OUTLAP	18.941	33.257	27.905	104.2	125.2			17:57:11.815	
2-	37.193	17.686	31.258	25.988	106.0	127.0	1:52.125	90.61	5.445	17:59:03.940
3-	35.125	17.194	30.619	25.727	106.2	129.0	1:48.665	93.49	1.985	18:00:52.605
4-	34.815	17.209	30.608	25.575	105.2	127.8	1:48.207	93.89	1.527	18:02:40.812
5-	34.905	17.116	30.174	25.476	105.7	129.3	1:47.671 (2)	94.36	0.991	18:04:28.483
6-	34.525	16.935	30.003	25.217	106.5	129.5	1:46.680 (1)	95.23		18:06:15.163
7-	35.852	17.039	30.484	IN PIT		130.0	2:01.253 P	83.79	14.573	18:08:16.416
8-	OUTLAP	17.570	30.797	26.221	105.0	126.3	6:35.204	25.70	4:48.524	18:14:51.620
9-	34.834	17.115	30.486	25.522	106.0	128.8	1:47.957 (3)	94.11	1.277	18:16:39.577
10-	34.625	17.083	30.695	25.784	107.0	129.3	1:48.187	93.91	1.507	18:18:27.764
11-	35.029	17.234	30.322	25.573	105.7	127.8	1:48.158	93.93	1.478	18:20:15.922

P11 41 WC		STREUER / ROUSSEAU				LCR Kawasaki				
IDEAL LAP TIME : 1:46.713		BEST LAP TIME : 1:47.079				DIFFERENCE : 0.366				
LAP	SECTOR 1	SECTOR 2	SECTOR 3	SECTOR 4	SPEED TRAP	LAP TIME	MPH	DIFF	TIME OF DAY	
1-	OUTLAP	18.290	32.092	26.035	107.5	126.8			17:58:11.755	
2-	34.904	17.220	30.355	25.826	108.3	129.8	1:48.305 (3)	93.81	1.226	18:00:00.060
3-	34.867	16.887	29.923	25.402	106.7	129.8	1:47.079 (1)	94.88		18:01:47.139
4-	34.650	17.040	30.186	IN PIT		130.0	2:02.240 P	83.11	15.161	18:03:49.379
5-	OUTLAP	17.987	30.793	26.295	102.6	123.5	7:43.254	21.93	5:56.175	18:11:32.633
6-	35.121	17.154	30.317	IN PIT		128.3	2:03.345 P	82.37	16.266	18:13:35.978
7-	OUTLAP	19.045	33.305	26.016	108.3	120.6	5:28.157	30.96	3:41.078	18:19:04.135
8-	34.501	17.143	30.385	25.621	108.0	127.8	1:47.650 (2)	94.38	0.571	18:20:51.785

QUALIFYING 2 - SECTOR ANALYSIS



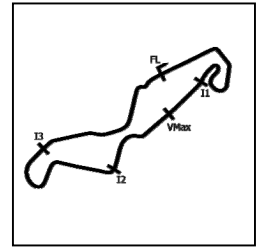
SECTOR 1 = FL to I1, SECTOR 2 = I1 to I2, SECTOR 3 = I2 to I3, SECTOR 4 = I3 to FL, DIFF = Difference To Personal Best Lap, P = Crossed Finish Line in Pit Lane, D = Time Disallowed

P12 52		PHILP / BRYANT				LCR Yamaha			
IDEAL LAP TIME : 1:47.248		BEST LAP TIME : 1:47.830				DIFFERENCE : 0.582			
LAP	SECTOR 1	SECTOR 2	SECTOR 3	SECTOR 4	SPEED TRAP	LAP TIME	MPH	DIFF	TIME OF DAY
1-	OUTLAP	19.846	34.488	27.768	104.7	113.3			17:57:12.919
2-	39.042	17.769	33.344	IN PIT		<b>131.0</b>	2:04.715	P	81.46 16.885 17:59:17.634
3-	OUTLAP	18.382	32.414	26.567	105.5	128.0	4:59.286		33.94 3:11.456 18:04:16.920
4-	36.060	17.601	31.179	26.284	106.5	127.3	1:51.124		91.43 3.294 18:06:08.044
5-	35.347	17.176	30.535	25.458	106.0	129.0	1:48.516		93.62 0.686 18:07:56.560
6-	34.827	<b>17.014</b>	30.563	25.483	106.0	129.3	1:47.887	(3)	94.17 0.057 18:09:44.447
7-	35.416	18.440	33.343	27.680	105.7	130.0	1:54.879		88.44 7.049 18:11:39.326
8-	35.068	20.040	34.425	26.445	106.7	98.5	1:55.978		87.60 8.148 18:13:35.304
9-	35.386	17.403	30.722	25.815	<b>107.5</b>	129.0	1:49.326		92.93 1.496 18:15:24.630
10-	35.447	17.447	31.197	25.931	<b>107.5</b>	127.8	1:50.022		92.34 2.192 18:17:14.652
11-	<b>34.650</b>	17.103	30.870	<b>25.211</b>	107.0	128.5	1:47.834	(2)	94.22 0.004 18:19:02.486
12-	35.010	17.161	<b>30.373</b>	25.286	106.7	127.8	<b>1:47.830</b>	(1)	<b>94.22</b> <b>18:20:50.316</b>

P13 2		BRYAN / HYDE				LCR Honda			
IDEAL LAP TIME : 1:47.662		BEST LAP TIME : 1:47.858				DIFFERENCE : 0.196			
LAP	SECTOR 1	SECTOR 2	SECTOR 3	SECTOR 4	SPEED TRAP	LAP TIME	MPH	DIFF	TIME OF DAY
1-	OUTLAP	18.675	32.626	26.507	104.5	125.6			17:57:02.103
2-	35.965	17.466	30.718	25.892	104.2	127.8	1:50.041		92.33 2.183 17:58:52.144
3-	36.137	17.617	31.156	25.628	104.7	126.6	1:50.538		91.91 2.680 18:00:42.682
4-	35.284	17.656	30.696	25.466	<b>105.7</b>	126.8	1:49.102		93.12 1.244 18:02:31.784
5-	35.243	17.526	30.324	25.378	105.0	126.3	1:48.471		93.66 0.613 18:04:20.255
6-	35.430	17.337	<b>30.214</b>	25.455	105.0	<b>128.0</b>	1:48.436	(3)	93.69 0.578 18:06:08.691
7-	35.169	<b>17.266</b>	30.321	25.429	105.2	127.5	1:48.185	(2)	93.91 0.327 18:07:56.876
8-	<b>35.051</b>	17.376	30.300	<b>25.131</b>	104.7	127.8	<b>1:47.858</b>	(1)	<b>94.19</b> <b>18:09:44.734</b>
9-	35.342	18.416	31.482	25.708	103.5	127.0	1:50.948		91.57 3.090 18:11:35.682
10-	35.182	18.039	30.524	26.171	105.0	126.8	1:49.916		92.43 2.058 18:13:25.598
11-	35.336	18.240	35.902	IN PIT		125.9	2:10.954	P	77.58 23.096 18:15:36.552

P14 5		BIGGS / SCHMITZ				LCR Honda			
IDEAL LAP TIME : 1:47.721		BEST LAP TIME : 1:48.202				DIFFERENCE : 0.481			
LAP	SECTOR 1	SECTOR 2	SECTOR 3	SECTOR 4	SPEED TRAP	LAP TIME	MPH	DIFF	TIME OF DAY
1-	OUTLAP	18.988	32.501	26.327	103.5	125.9			17:57:02.699
2-	36.008	17.651	30.766	25.609	<b>105.2</b>	<b>127.0</b>	1:50.034		92.33 1.832 17:58:52.733
3-	35.673	<b>17.488</b>	30.694	<b>25.363</b>	103.5	125.9	1:49.218		93.02 1.016 18:00:41.951
4-	34.654	17.835	30.522	25.450	103.3	123.1	1:48.461	(3)	93.67 0.259 18:02:30.412
5-	34.640	17.890	30.379	25.427	103.8	122.0	1:48.336	(2)	93.78 0.134 18:04:18.748
6-	35.486	17.761	30.364	IN PIT		123.5	1:59.503	P	85.02 11.301 18:06:18.251
7-	OUTLAP	18.352	31.898	25.951	103.8	124.0	6:06.587		27.71 4:18.385 18:12:24.838
8-	35.438	17.606	30.969	25.728	104.5	125.4	1:49.741		92.58 1.539 18:14:14.579
9-	34.666	19.069	31.693	25.923	103.5	124.5	1:51.351		91.24 3.149 18:16:05.930
10-	34.774	17.750	30.558	25.543	104.0	124.2	1:48.625		93.53 0.423 18:17:54.555
11-	34.941	17.871	30.781	25.546	103.8	122.0	1:49.139		93.09 0.937 18:19:43.694
12-	<b>34.624</b>	17.783	<b>30.246</b>	25.549	104.0	122.0	<b>1:48.202</b>	(1)	<b>93.89</b> <b>18:21:31.896</b>

QUALIFYING 2 - SECTOR ANALYSIS



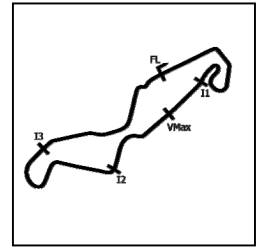
SECTOR 1 = FL to I1, SECTOR 2 = I1 to I2 SECTOR 3 = I2 to I3, SECTOR 4 = I3 to FL, DIFF = Difference To Personal Best Lap, P = Crossed Finish Line in Pit Lane, D = Time Disallowed

P15 44		FOUND / LOWTHER				LCR Yamaha				
IDEAL LAP TIME : 1:47.958		BEST LAP TIME : 1:48.243				DIFFERENCE : 0.285				
LAP	SECTOR 1	SECTOR 2	SECTOR 3	SECTOR 4	SPEED TRAP	LAP TIME	MPH	DIFF	TIME OF DAY	
1-	OUTLAP	19.068	34.055	27.653	104.0	123.3			17:57:19.810	
2-	37.081	18.207	32.081	26.176	104.2	128.5	1:53.545	89.48	5.302	17:59:13.355
3-	35.890	17.341	30.846	25.949	<b>105.7</b>	127.8	1:50.026	92.34	1.783	18:01:03.381
4-	35.574	17.375	30.642	25.687	105.2	127.8	1:49.278	92.97	1.035	18:02:52.659
5-	35.692	17.504	30.586	<b>25.624</b>	105.5	127.8	1:49.406	92.86	1.163	18:04:42.065
6-	35.269	17.404	30.572	25.755	104.5	128.3	1:49.000	93.21	0.757	18:06:31.065
7-	35.151	17.636	31.196	26.029	105.0	<b>129.3</b>	1:50.012	92.35	1.769	18:08:21.077
8-	34.973	<b>17.275</b>	30.462	25.685	105.2	128.8	1:48.395	<b>(2)</b> 93.73	0.152	18:10:09.472
9-	34.862	17.395	30.727	25.816	105.0	128.8	1:48.800	<b>(3)</b> 93.38	0.557	18:11:58.272
10-	34.911	17.364	30.683	25.991	105.0	128.3	1:48.949	93.25	0.706	18:13:47.221
11-	<b>34.712</b>	17.345	<b>30.347</b>	25.839	105.5	128.3	<b>1:48.243</b>	<b>(1)</b> <b>93.86</b>		<b>18:15:35.464</b>
12-	36.136	19.368	33.093	IN PIT		114.3	2:16.345	<b>P</b> 74.51	28.102	18:17:51.809

P16 7		GRAY / PITT				LCR Yamaha				
IDEAL LAP TIME : 1:48.032		BEST LAP TIME : 1:48.420				DIFFERENCE : 0.388				
LAP	SECTOR 1	SECTOR 2	SECTOR 3	SECTOR 4	SPEED TRAP	LAP TIME	MPH	DIFF	TIME OF DAY	
1-	OUTLAP	19.180	32.356	26.651	106.2	124.9			17:57:03.701	
2-	35.861	17.125	31.106	<b>25.537</b>	<b>107.2</b>	<b>130.3</b>	1:49.629	92.67	1.209	17:58:53.330
3-	36.523	17.179	31.245	25.690	106.7	129.5	1:50.637	91.83	2.217	18:00:43.967
4-	35.334	17.289	30.740	25.622	106.5	130.0	1:48.985	<b>(3)</b> 93.22	0.565	18:02:32.952
5-	35.649	17.189	30.657	25.644	105.7	130.0	1:49.139	93.09	0.719	18:04:22.091
6-	35.122	17.133	<b>30.477</b>	25.688	105.0	129.0	<b>1:48.420</b>	<b>(1)</b> <b>93.71</b>		<b>18:06:10.511</b>
7-	35.066	<b>17.057</b>	30.917	25.586	106.0	128.8	1:48.626	<b>(2)</b> 93.53	0.206	18:07:59.137
8-	<b>34.961</b>	17.188	30.867	IN PIT		129.5	1:57.874	<b>P</b> 86.19	9.454	18:09:57.011
9-	OUTLAP	18.042	31.930	26.616	105.7	127.0	7:27.867	22.68	5:39.447	18:17:24.878
10-	36.052	17.381	31.185	25.810	105.7	129.5	1:50.428	92.00	2.008	18:19:15.306
11-	35.384	17.151	30.573	26.230	105.2	129.0	1:49.338	92.92	0.918	18:21:04.644

P17 4		PEACH / EDWARDS				LCR Yamaha				
IDEAL LAP TIME : 1:48.012		BEST LAP TIME : 1:48.636				DIFFERENCE : 0.624				
LAP	SECTOR 1	SECTOR 2	SECTOR 3	SECTOR 4	SPEED TRAP	LAP TIME	MPH	DIFF	TIME OF DAY	
1-	OUTLAP	19.383	32.613	26.426	103.3	119.4			17:57:02.417	
2-	35.844	17.556	30.967	25.731	101.4	126.1	1:50.098	92.28	1.462	17:58:52.515
3-	36.448	17.554	31.437	25.412	104.0	<b>126.3</b>	1:50.851	91.65	2.215	18:00:43.366
4-	35.293	17.439	30.836	25.470	102.8	124.0	1:49.038	93.18	0.402	18:02:32.404
5-	36.914	18.166	32.294	IN PIT		124.5	2:09.698	<b>P</b> 78.33	21.062	18:04:42.102
6-	OUTLAP	18.424	31.790	27.831	103.3	123.1	5:53.834	28.71	4:05.198	18:10:35.936
7-	35.760	17.580	30.778	26.377	103.5	124.7	1:50.495	91.95	1.859	18:12:26.431
8-	35.023	17.541	30.710	<b>25.399</b>	<b>104.7</b>	124.0	1:48.673	<b>(2)</b> 93.49	0.037	18:14:15.104
9-	<b>34.687</b>	18.745	32.080	26.280	104.5	124.9	1:51.792	90.88	3.156	18:16:06.896
10-	35.101	<b>17.331</b>	30.914	25.638	102.1	124.9	1:48.984	<b>(3)</b> 93.22	0.348	18:17:55.880
11-	38.224	19.471	33.674	28.075	102.8	115.5	1:59.444	85.06	10.808	18:19:55.324
12-	35.075	17.507	<b>30.595</b>	25.459	103.8	124.0	<b>1:48.636</b>	<b>(1)</b> <b>93.52</b>		<b>18:21:43.960</b>

QUALIFYING 2 - SECTOR ANALYSIS



SECTOR 1 = FL to I1, SECTOR 2 = I1 to I2, SECTOR 3 = I2 to I3, SECTOR 4 = I3 to FL, DIFF = Difference To Personal Best Lap, P = Crossed Finish Line in Pit Lane, D = Time Disallowed

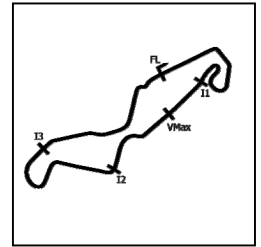
P18 32		HORSPOLE / CONNELL				LCR Yamaha				
IDEAL LAP TIME : 1:49.296		BEST LAP TIME : 1:49.711				DIFFERENCE : 0.415				
LAP	SECTOR 1	SECTOR 2	SECTOR 3	SECTOR 4	SPEED TRAP	LAP TIME	MPH	DIFF	TIME OF DAY	
1-	OUTLAP	19.674	34.021	28.259	100.9	120.6			17:57:13.551	
2-	37.350	17.674	31.886	26.307	104.7	129.5	1:53.217	3.506	17:59:06.768	
3-	36.047	17.480	31.119	27.010	102.6	127.8	1:51.656	1.945	18:00:58.424	
4-	35.947	<b>17.350</b>	31.046	25.895	103.5	128.8	1:50.238 (3)	0.527	18:02:48.662	
5-	35.804	17.640	31.160	26.237	104.2	125.6	1:50.841	1.130	18:04:39.503	
6-	35.916	17.530	30.994	26.164	104.5	127.5	1:50.604	0.893	18:06:30.107	
7-	35.688	17.700	31.198	26.801	104.0	126.3	1:51.387	1.676	18:08:21.494	
8-	<b>35.371</b>	17.402	31.511	IN PIT		127.0	2:13.175 P	23.464	18:10:34.669	
9-	OUTLAP	17.933	31.268	26.130	<b>105.5</b>	126.1	6:02.772	4:13.061	18:16:37.441	
10-	36.020	17.498	30.757	<b>25.852</b>	104.0	125.6	1:50.127 (2)	0.416	18:18:27.568	
11-	35.467	17.428	<b>30.723</b>	26.093	104.0	<b>131.0</b>	<b>1:49.711 (1)</b>	<b>92.60</b>	<b>18:20:17.279</b>	

P19 18		BELL / ANDERSON				LCR Yamaha				
IDEAL LAP TIME : 1:49.565		BEST LAP TIME : 1:50.575				DIFFERENCE : 1.010				
LAP	SECTOR 1	SECTOR 2	SECTOR 3	SECTOR 4	SPEED TRAP	LAP TIME	MPH	DIFF	TIME OF DAY	
1-	OUTLAP	19.229	33.796	27.760	99.4	123.1			17:57:42.063	
2-	37.715	18.262	31.693	26.527	101.6	125.6	1:54.197	3.622	17:59:36.260	
3-	35.960	17.977	31.403	26.082	<b>103.0</b>	<b>127.0</b>	1:51.422	0.847	18:01:27.682	
4-	36.536	17.920	30.772	26.352	101.6	123.5	1:51.580	1.005	18:03:19.262	
5-	36.236	17.892	31.160	26.399	100.3	123.3	1:51.687	1.112	18:05:10.949	
6-	36.042	17.788	30.860	IN PIT		123.8	2:03.290 P	12.715	18:07:14.239	
7-	OUTLAP	18.098	31.416	26.470	101.9	123.8	4:27.432	2:36.857	18:11:41.671	
8-	36.146	17.715	31.266	<b>26.014</b>	<b>103.0</b>	124.7	1:51.141	0.566	18:13:32.812	
9-	35.838	17.774	<b>30.524</b>	26.882	101.9	124.2	1:51.018 (3)	0.443	18:15:23.830	
10-	35.740	17.676	30.913	26.460	100.3	124.5	1:50.789 (2)	0.214	18:17:14.619	
11-	35.431	<b>17.622</b>	30.993	26.529	100.9	125.6	<b>1:50.575 (1)</b>	<b>91.88</b>	<b>18:19:05.194</b>	
12-	<b>35.405</b>	17.735	31.541	26.436	101.9	123.8	1:51.117	0.542	18:20:56.311	

P20 111		CABLE / MASTERS				LCR Yamaha				
IDEAL LAP TIME : 1:50.892		BEST LAP TIME : 1:51.158				DIFFERENCE : 0.266				
LAP	SECTOR 1	SECTOR 2	SECTOR 3	SECTOR 4	SPEED TRAP	LAP TIME	MPH	DIFF	TIME OF DAY	
1-	OUTLAP	19.913	34.402	28.131	103.0	122.9			17:57:11.311	
2-	38.223	18.637	32.888	27.268	105.5	128.5	1:57.016	5.858	17:59:08.327	
3-	37.331	18.349	32.064	26.930	105.5	129.3	1:54.674	3.516	18:01:03.001	
4-	38.240	18.450	31.552	27.033	104.2	127.3	1:55.275	4.117	18:02:58.276	
5-	36.462	17.949	31.630	26.785	105.2	128.8	1:52.826	1.668	18:04:51.102	
6-	35.837	<b>17.813</b>	31.335	26.718	103.8	128.8	1:51.703	0.545	18:06:42.805	
7-	35.928	18.010	31.272	26.567	103.8	128.8	1:51.777	0.619	18:08:34.582	
8-	<b>35.579</b>	17.979	<b>31.258</b>	26.342	104.5	128.0	<b>1:51.158 (1)</b>	<b>91.40</b>	<b>18:10:25.740</b>	
9-	38.361	19.006	31.613	26.733	105.0	121.7	1:55.713	4.555	18:12:21.453	
10-	35.595	17.889	31.817	26.359	104.5	128.0	1:51.660 (3)	0.502	18:14:13.113	
11-	35.877	18.613	31.848	27.128	103.8	127.5	1:53.466	2.308	18:16:06.579	
12-	36.353	17.839	31.560	<b>26.282</b>	103.5	<b>130.0</b>	1:52.034	0.876	18:17:58.613	
13-	35.665	17.961	31.724	<b>26.242</b>	104.5	127.0	1:51.592 (2)	0.434	18:19:50.205	
14-	36.098	17.939	31.527	26.319	<b>105.7</b>	126.6	1:51.883	0.725	18:21:42.088	



QUALIFYING 2 - SECTOR ANALYSIS



SECTOR 1 = FL to I1, SECTOR 2 = I1 to I2, SECTOR 3 = I2 to I3, SECTOR 4 = I3 to FL, DIFF = Difference To Personal Best Lap, P = Crossed Finish Line in Pit Lane, D = Time Disallowed

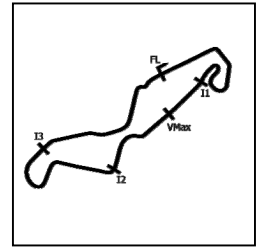
P21 11		NICHOLLS / COLE				LCR Honda				
IDEAL LAP TIME : 1:51.038		BEST LAP TIME : 1:51.170		DIFFERENCE : 0.132						
LAP	SECTOR 1	SECTOR 2	SECTOR 3	SECTOR 4	SPEED TRAP	LAP TIME	MPH	DIFF	TIME OF DAY	
1-	OUTLAP	19.562	33.370	28.238	102.1	123.3			17:57:11.808	
2-	37.951	18.557	32.869	26.661	<b>104.0</b>	<b>128.5</b>	1:56.038	87.55	4.868	17:59:07.846
3-	36.455	<b>17.634</b>	31.744	26.597	103.0	127.3	1:52.430	90.36	1.260	18:01:00.276
4-	36.106	17.723	<b>30.946</b>	<b>26.395</b>	103.5	126.1	<b>1:51.170 (1)</b>	<b>91.39</b>		<b>18:02:51.446</b>
5-	37.156	18.086	31.918	IN PIT		123.3	2:10.241	<b>P</b>	19.071	18:05:01.687
6-	OUTLAP	18.808	32.535	26.971	102.8	126.6	6:35.931	25.66	4:44.761	18:11:37.618
7-	36.440	17.911	31.510	27.186	<b>104.0</b>	126.8	1:53.047	89.87	1.877	18:13:30.665
8-	36.495	17.878	31.294	26.837	102.8	125.9	1:52.504	90.30	1.334	18:15:23.169
9-	36.750	17.983	32.254	27.545	102.1	125.9	1:54.532	88.71	3.362	18:17:17.701
10-	36.211	17.738	31.186	26.714	103.0	124.2	1:51.849	<b>(2)</b>	0.679	18:19:09.550
11-	<b>36.063</b>	17.929	31.500	26.824	102.8	124.7	1:52.316	<b>(3)</b>	1.146	18:21:01.866

P22 89		HAUXWELL / TAYLOR				LCR Suzuki				
IDEAL LAP TIME : 1:52.955		BEST LAP TIME : 1:53.731		DIFFERENCE : 0.776						
LAP	SECTOR 1	SECTOR 2	SECTOR 3	SECTOR 4	SPEED TRAP	LAP TIME	MPH	DIFF	TIME OF DAY	
1-	OUTLAP	19.302	33.259	28.850	98.9	123.3			17:57:17.713	
2-	38.459	18.680	32.843	27.917	101.9	<b>126.6</b>	1:57.899	86.17	4.168	17:59:15.612
3-	37.986	19.231	32.479	IN PIT		124.5	2:15.813	<b>P</b>	22.082	18:01:31.425
4-	OUTLAP	18.719	32.558	28.147	100.0	124.0	4:59.744	33.89	3:06.013	18:06:31.169
5-	36.848	18.631	32.061	27.157	100.9	125.2	1:54.697	<b>(2)</b>	88.58	18:08:25.866
6-	37.479	18.390	<b>31.698</b>	27.371	101.6	123.5	1:54.938	88.39	1.207	18:10:20.804
7-	37.217	18.732	32.017	27.438	101.2	123.1	1:55.404	88.03	1.673	18:12:16.208
8-	36.796	19.238	32.223	27.162	100.7	122.0	1:55.419	88.02	1.688	18:14:11.627
9-	37.150	19.301	32.106	27.251	<b>103.5</b>	122.6	1:55.808	87.73	2.077	18:16:07.435
10-	<b>36.278</b>	18.093	31.918	27.442	100.3	<b>126.6</b>	<b>1:53.731 (1)</b>	<b>89.33</b>		<b>18:18:01.166</b>
11-	37.349	<b>18.045</b>	32.586	<b>26.934</b>	101.9	123.8	1:54.914	88.41	1.183	18:19:56.080
12-	36.405	18.055	32.583	27.788	98.9	125.4	1:54.831	<b>(3)</b>	1.100	18:21:50.911

P23 51		GILBERT / PILMOOR-BRADY				Adolf RS1 Yamaha				
IDEAL LAP TIME : 1:53.971		BEST LAP TIME : 1:54.779		DIFFERENCE : 0.808						
LAP	SECTOR 1	SECTOR 2	SECTOR 3	SECTOR 4	SPEED TRAP	LAP TIME	MPH	DIFF	TIME OF DAY	
1-	OUTLAP	19.856	33.640	27.768	94.7	117.7			17:57:42.386	
2-	37.931	18.656	31.833	27.214	96.2	<b>118.3</b>	1:55.634	87.86	0.855	17:59:38.020
3-	38.305	18.780	31.987	<b>27.029</b>	95.8	114.7	1:56.101	87.51	1.322	18:01:34.121
4-	37.784	<b>18.623</b>	32.078	27.046	93.5	117.1	1:55.531	<b>(3)</b>	87.94	18:03:29.652
5-	37.707	18.830	<b>31.634</b>	27.224	96.2	115.1	1:55.395	<b>(2)</b>	88.04	18:05:25.047
6-	<b>36.685</b>	18.913	31.780	27.401	<b>96.4</b>	112.2	<b>1:54.779 (1)</b>	<b>88.51</b>		<b>18:07:19.826</b>
7-	37.551	19.388	32.456	IN PIT		111.4	2:16.357	<b>P</b>	21.578	18:09:36.183

P24 175		CLARKE / CLARKE				Windle Yamaha				
IDEAL LAP TIME : 1:56.715		BEST LAP TIME : 1:57.346		DIFFERENCE : 0.631						
LAP	SECTOR 1	SECTOR 2	SECTOR 3	SECTOR 4	SPEED TRAP	LAP TIME	MPH	DIFF	TIME OF DAY	
1-	OUTLAP	19.396	34.627	27.849	97.0	117.1			17:57:34.459	
2-	39.046	<b>18.429</b>	<b>32.781</b>	28.608	98.1	<b>122.6</b>	1:58.864	<b>(3)</b>	85.47	17:59:33.323
3-	<b>38.022</b>	18.977	33.187	<b>27.483</b>	97.6	121.1	1:57.669	<b>(2)</b>	86.34	18:01:30.992
4-	38.086	18.512	32.933	27.815	95.5	120.4	<b>1:57.346 (1)</b>	<b>86.58</b>		<b>18:03:28.338</b>
5-	41.054	22.015	36.249	IN PIT		101.8	2:29.228	<b>P</b>	68.08	18:05:57.566
6-	OUTLAP	18.681	33.318	27.759	<b>100.0</b>	119.4	14:19.050	11.82	12:21.704	18:20:16.616

QUALIFYING 2 - SECTOR ANALYSIS



SECTOR 1 = FL to I1, SECTOR 2 = I1 to I2 SECTOR 3 = I2 to I3, SECTOR 4 = I3 to FL, DIFF = Difference To Personal Best Lap, P = Crossed Finish Line in Pit Lane, D = Time Disallowed

P25 21 WC		DE HAAS / SEGERS				RCN Kawasaki				
IDEAL LAP TIME : 1:58.205		BEST LAP TIME : 1:58.336				DIFFERENCE : 0.131				
LAP	SECTOR 1	SECTOR 2	SECTOR 3	SECTOR 4	SPEED TRAP	LAP TIME	MPH	DIFF	TIME OF DAY	
1 -	OUTLAP	21.139	34.658	29.528	101.4	116.7			17:57:31.659	
2 -	38.684	19.555	33.249	28.733	101.9	<b>126.8</b>	2:00.221	84.51	1.885	17:59:31.880
3 -	38.546	19.720	34.284	28.570	101.9	123.5	2:01.120	83.88	2.784	18:01:33.000
4 -	38.120	19.586	33.361	28.769	100.7	125.2	1:59.836	84.78	1.500	18:03:32.836
5 -	37.833	19.782	<b>33.019</b>	28.830	100.0	118.3	1:59.464 <b>(3)</b>	85.04	1.128	18:05:32.300
6 -	37.957	19.587	33.920	29.115	99.6	124.0	2:00.579	84.26	2.243	18:07:32.879
7 -	37.726	19.545	33.494	29.056	99.8	124.2	1:59.821	84.79	1.485	18:09:32.700
8 -	37.734	19.626	33.447	28.759	99.4	124.2	1:59.566	84.97	1.230	18:11:32.266
9 -	37.860	19.685	33.112	28.704	101.9	120.6	1:59.361 <b>(2)</b>	85.12	1.025	18:13:31.627
10 -	38.672	19.561	33.143	28.888	100.7	122.2	2:00.264	84.48	1.928	18:15:31.891
11 -	38.153	19.640	33.375	29.331	99.4	121.7	2:00.499	84.31	2.163	18:17:32.390
12 -	37.813	19.466	33.539	28.713	101.9	125.6	1:59.531	85.00	1.195	18:19:31.921
<b>13 -</b>	<b>37.482</b>	<b>19.401</b>	33.150	<b>28.303</b>	<b>103.8</b>	119.1	<b>1:58.336 (1)</b>	<b>85.85</b>		<b>18:21:30.257</b>

**MCRCB BULLETIN TK079**

**2019 Bennetts British Superbike Championship - Stena Line Round 10**

**2019 Molson Group British Sidecar Championship**

**QUALIFYING 2 - BEST SECTORS**

SECTOR 1				SECTOR 2				SECTOR 3				SECTOR 4				IDEAL / BEST COMPARISON						
POS	NO	NAME	TIME	NO	NAME	TIME	NO	NAME	TIME	NO	NAME	TIME	NO	NAME	TIME	POS	NO	NAME	IDEAL	BEST	DIFF	
																			<b>PERFECT LAP</b>		<b>1:43.551</b>	
1	3	HOLDEN	33.611	1	KERSHAW	16.492	6	ELLIS /	29.076	1	KERSHAW	24.372	1	1	KERSHAW / CLARK	1:43.840		1:44.053			0.213	
2	6	ELLIS /	33.802	6	ELLIS /	16.580	1	KERSHAW	29.114	6	ELLIS /	24.483	2	6	ELLIS / RICHARDSON	1:43.941		1:44.125			0.184	
3	1	KERSHAW	33.862	3	HOLDEN	16.608	34	CHRISTI	29.446	34	CHRISTI	24.534	3	3	HOLDEN / CAIN	1:44.639		1:45.454			0.815	
4	95	BLACKST	33.940	100	STEVENS	16.710	95	BLACKST	29.490	3	HOLDEN	24.813	4	34	CHRISTIE / CHRISTIE	1:44.776		1:44.889			0.113	
5	34	CHRISTI	33.944	60	HOLLAND	16.778	3	HOLDEN	29.607	60	HOLLAND	24.904	5	95	BLACKSTOCK / ROSNEY	1:45.300		1:45.727			0.427	
6	9	WALKER	34.070	9	WALKER	16.850	100	STEVENS	29.822	95	BLACKST	24.934	6	9	WALKER / HAWES	1:45.907		1:46.099			0.192	
7	60	HOLLAND	34.376	34	CHRISTI	16.852	9	WALKER	29.897	100	STEVENS	24.966	7	60	HOLLAND / WATSON	1:46.063		1:46.277			0.214	
8	41	STREUER	34.501	41	STREUER	16.887	41	STREUER	29.923	9	WALKER	25.090	8	100	STEVENS / CHARLWOOD	1:46.419		1:46.419			0.000	
9	58	KIRK /	34.525	58	KIRK /	16.935	58	KIRK /	30.003	2	BRYAN /	25.131	9	58	KIRK / SMITHIES	1:46.680		1:46.680			0.000	
10	5	BIGGS /	34.624	95	BLACKST	16.936	60	HOLLAND	30.005	52	PHILP /	25.211	10	41	STREUER / ROUSSEAU	1:46.713		1:47.079			0.366	
11	52	PHILP /	34.650	52	PHILP /	17.014	2	BRYAN /	30.214	58	KIRK /	25.217	11	52	PHILP / BRYANT	1:47.248		1:47.830			0.582	
12	4	PEACH /	34.687	7	GRAY /	17.057	5	BIGGS /	30.246	5	BIGGS /	25.363	12	2	BRYAN / HYDE	1:47.662		1:47.858			0.196	
13	44	FOUND	34.712	2	BRYAN /	17.266	44	FOUND	30.347	4	PEACH /	25.399	13	5	BIGGS / SCHMITZ	1:47.721		1:48.202			0.481	
14	100	STEVENS	34.921	44	FOUND	17.275	52	PHILP /	30.373	41	STREUER	25.402	14	44	FOUND / LOWTHER	1:47.958		1:48.243			0.285	
15	7	GRAY /	34.961	4	PEACH /	17.331	7	GRAY /	30.477	7	GRAY /	25.537	15	4	PEACH / EDWARDS	1:48.012		1:48.636			0.624	
16	2	BRYAN /	35.051	32	HORSPOL	17.350	18	BELL /	30.524	44	FOUND	25.624	16	7	GRAY / PITT	1:48.032		1:48.420			0.388	
17	32	HORSPOL	35.371	5	BIGGS /	17.488	4	PEACH /	30.595	32	HORSPOL	25.852	17	32	HORSPOL / CONNELL	1:49.296		1:49.711			0.415	
18	18	BELL /	35.405	18	BELL /	17.622	32	HORSPOL	30.723	18	BELL /	26.014	18	18	BELL / ANDERSON	1:49.565		1:50.575			1.010	
19	111	CABLE /	35.579	11	NICHOLL	17.634	11	NICHOLL	30.946	111	CABLE /	26.242	19	111	CABLE / MASTERS	1:50.892		1:51.158			0.266	
20	11	NICHOLL	36.063	111	CABLE /	17.813	111	CABLE /	31.258	11	NICHOLL	26.395	20	11	NICHOLLS / COLE	1:51.038		1:51.170			0.132	
21	89	HAUXWEL	36.278	89	HAUXWEL	18.045	51	GILBERT	31.634	89	HAUXWEL	26.934	21	89	HAUXWEL / TAYLOR	1:52.955		1:53.731			0.776	
22	51	GILBERT	36.685	175	CLARKE	18.429	89	HAUXWEL	31.698	51	GILBERT	27.029	22	51	GILBERT / PILMOOR-BRAD'	1:53.971		1:54.779			0.808	
23	21	DE HAAS	37.482	51	GILBERT	18.623	175	CLARKE	32.781	175	CLARKE	27.483	23	175	CLARKE / CLARKE	1:56.715		1:57.346			0.631	
24	175	CLARKE	38.022	21	DE HAAS	19.401	21	DE HAAS	33.019	21	DE HAAS	28.303	24	21	DE HAAS / SEGERS	1:58.205		1:58.336			0.131	
25													25	77	REEVES / WILKES			1:43.168				

Weather / Track : Cloudy / Dry

Assen

Circuit Length = 2.8222 miles

Start: 17:55 Flag 18:20 End: 18:22

Results can be found at [www.tsl-timing.com](http://www.tsl-timing.com)

Printed - 18:26 Friday, 20 September 2019

**MCRCB BULLETIN TK080****2019 Bennetts British Superbike Championship - Stena Line Round 10****2019 Molson Group British Sidecar Championship****QUALIFYING 2 - BEST SPEEDS**

<b>FINISH LINE</b>				<b>VMAX</b>		
POS	NO	NAME	MPH	NO	NAME	MPH
1	6	ELLIS / RICHARDSON	115.0	6	ELLIS / RICHARDSON	136.1
2	3	HOLDEN / CAIN	109.3	3	HOLDEN / CAIN	133.9
3	1	KERSHAW / CLARK	108.8	9	WALKER / HAWES	133.4
4	60	HOLLAND / WATSON	108.3	100	STEVENS / CHARLW	132.6
5	41	STREUER / ROUSSE/	108.3	60	HOLLAND / WATSON	131.5
6	9	WALKER / HAWES	108.0	1	KERSHAW / CLARK	131.3
7	100	STEVENS / CHARLW	107.8	52	PHILP / BRYANT	131.0
8	34	CHRISTIE / CHRISTIE	107.5	32	HORSPOLE / CONNEI	131.0
9	52	PHILP / BRYANT	107.5	34	CHRISTIE / CHRISTIE	130.5
10	7	GRAY / PITT	107.2	7	GRAY / PITT	130.3
11	58	KIRK / SMITHIES	107.0	58	KIRK / SMITHIES	130.0
12	95	BLACKSTOCK / ROSM	106.2	41	STREUER / ROUSSE/	130.0
13	2	BRYAN / HYDE	105.7	111	CABLE / MASTERS	130.0
14	44	FOUND / LOWTHER	105.7	95	BLACKSTOCK / ROSM	129.8
15	111	CABLE / MASTERS	105.7	44	FOUND / LOWTHER	129.3
16	32	HORSPOLE / CONNEI	105.5	11	NICHOLLS / COLE	128.5
17	5	BIGGS / SCHMITZ	105.2	2	BRYAN / HYDE	128.0
18	4	PEACH / EDWARDS	104.7	5	BIGGS / SCHMITZ	127.0
19	11	NICHOLLS / COLE	104.0	18	BELL / ANDERSON	127.0
20	21	DE HAAS / SEGERS	103.8	21	DE HAAS / SEGERS	126.8
21	89	HAUXWELL / TAYLOR	103.5	89	HAUXWELL / TAYLOR	126.6
22	18	BELL / ANDERSON	103.0	4	PEACH / EDWARDS	126.3
23	175	CLARKE / CLARKE	100.0	175	CLARKE / CLARKE	122.6
24	51	GILBERT / PILMOOR-I	96.4	51	GILBERT / PILMOOR-I	118.3
25						

Weather / Track : Cloudy / Dry

Results can be found at [www.tsl-timing.com](http://www.tsl-timing.com)

Assen

Circuit Length = 2.8222 miles

Start: 17:55 Flag 18:20 End: 18:22

Printed - 18:26 Friday, 20 September 2019

# MCRCB BULLETIN TK081

## 2019 Bennetts British Superbike Championship - Stena Line Round 10

### 2019 Molson Group British Sidecar Championship

#### QUALIFYING 2 - STATISTICS

**Competitors Started** 25  
**Planned Start** 2019-09-20 @ 17:50:00.000  
**Actual Start** 2019-09-20 @ 17:55:00.568  
**Finish Time** 2019-09-20 @ 18:20:00.568  
**Track Length** 2.8222mi.  
**Total Laps** 267  
**Total Distance Covered** 753.5455mi.

#### Session Fastest Lap History

NO	CL	NAME	LAP TIME	TIME OF DAY	LAP	VEHICLE
77	WC	REEVES / WILKES	<b>1:44.068</b>	17:58:42.657	2	Adolf RS Yamaha
77	WC	REEVES / WILKES	<b>1:43.619</b>	18:00:26.276	3	Adolf RS Yamaha
77	WC	REEVES / WILKES	<b>1:43.168</b>	18:02:09.444	4	Adolf RS Yamaha

#### Flag History

TYPE	TIME OF DAY
GREEN	17:55:00.568
FINISH	18:20:00.568

#### Flag Statistics

TYPE	COUNT	TOTAL LAPS	TOTAL TIME
Green	1	14	27:25.521
Red	0	0	0.000
Safety Car	0	0	0.000
FCY	0	0	0.000

**MCRCB BULLETIN TK081**

**2019 Bennetts British Superbike Championship - Stena Line Round 10**

**2019 Molson Group British Sidecar Championship**

**QUALIFYING 2 - STATISTICS**

**CLASS :**

22 Starters

**Fastest Lap History**

NO	NAME	LAP TIME	TIME OF DAY	LAP	VEHICLE
6	ELLIS / RICHARDSON	<b>1:46.298</b>	17:58:48.017	2	LCR Honda
6	ELLIS / RICHARDSON	<b>1:44.125</b>	18:00:32.140	3	LCR Honda
1	KERSHAW / CLARK	<b>1:44.053</b>	18:11:48.963	9	LCR Yamaha

**MCRCB BULLETIN TK081**

**2019 Bennetts British Superbike Championship - Stena Line Round 10**

**2019 Molson Group British Sidecar Championship**

**QUALIFYING 2 - STATISTICS**

**CLASS : WC**

3 Starters

**Fastest Lap History**

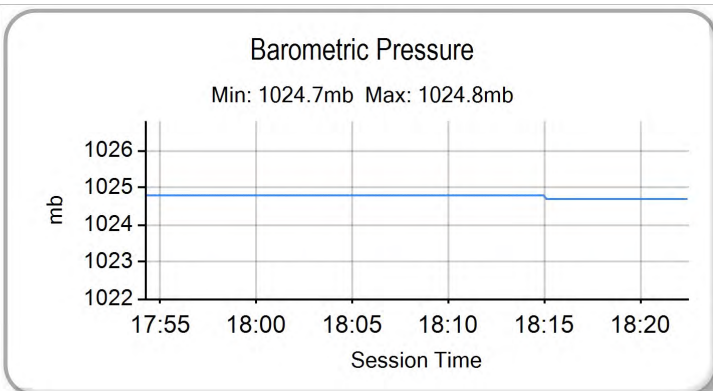
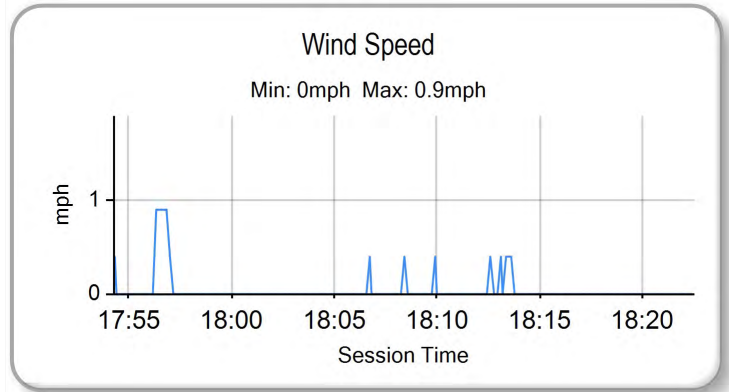
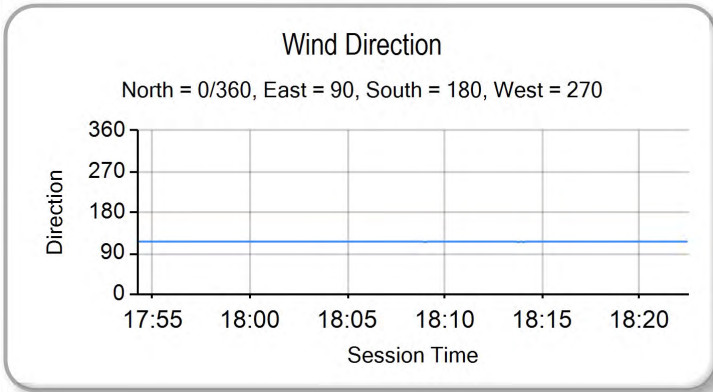
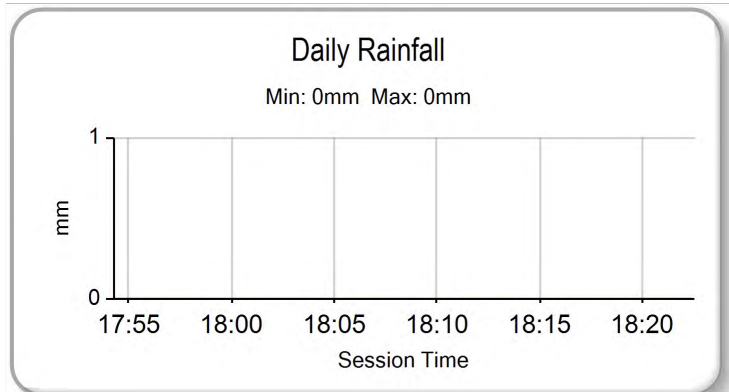
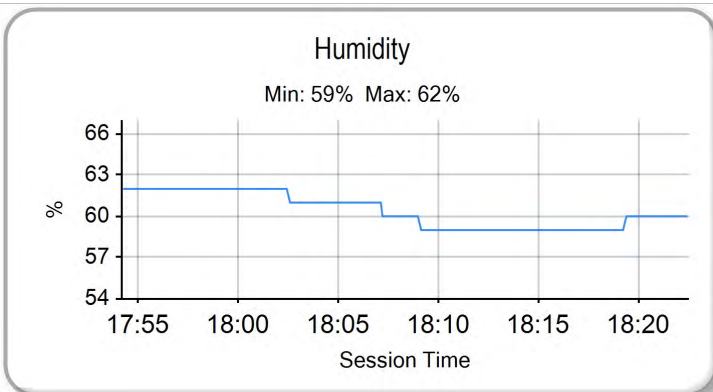
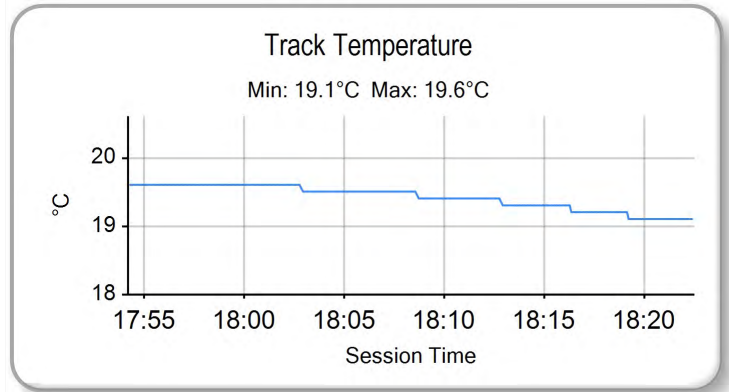
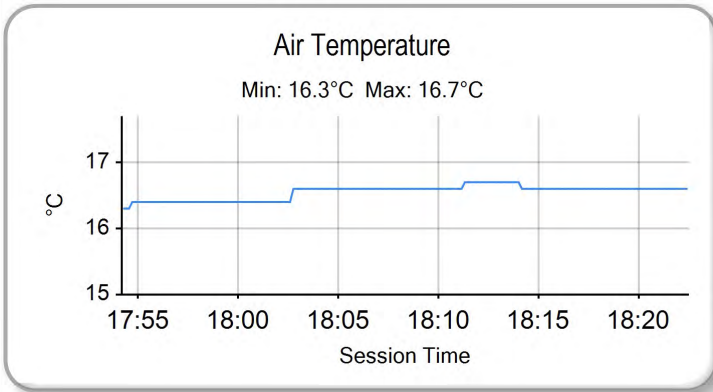
NO	NAME	LAP TIME	TIME OF DAY	LAP	VEHICLE
77	REEVES / WILKES	<b>1:44.068</b>	17:58:42.657	2	Adolf RS Yamaha
77	REEVES / WILKES	<b>1:43.619</b>	18:00:26.276	3	Adolf RS Yamaha
77	REEVES / WILKES	<b>1:43.168</b>	18:02:09.444	4	Adolf RS Yamaha

# MCRCB BULLETIN TK082

## 2019 Bennetts British Superbike Championship - Stena Line Round 10

## 2019 Molson Group British Sidecar Championship

### QUALIFYING 2 - WEATHER CONDITIONS



Weather / Track : Cloudy / Dry

Results can be found at [www.tsl-timing.com](http://www.tsl-timing.com)

Assen  
Circuit Length = 2.8222 miles  
Start: 17:55 Flag 18:20 End: 18:22

Printed - 18:27 Friday, 20 September 2019



## QUALIFYING - COMBINED CLASSIFICATION

POS	NO	CL	PIC NAME	NAT	ENTRY	FIRST		SECOND		GAP	DIFF
						TIME	LAPS	TIME	LAPS		
1	77	WC	1 REEVES / WILKES		Adolf RS Yamaha - Team Berlin Express	1:43.481	9	<b>1:43.168</b>	6		
2	1		1 KERSHAW / CLARK		LCR Yamaha - Molson & Express Tyre Service	1:44.985	12	<b>1:44.053</b>	13	<b>0.885</b>	0.885
3	6		2 ELLIS / RICHARDSON		LCR Honda - Santander Salt	1:44.595	11	<b>1:44.125</b>	11	<b>0.957</b>	0.072
4	34		3 CHRISTIE / CHRISTIE		LCR Yamaha - CES Powerbiking	1:46.455	11	<b>1:44.889</b>	9	<b>1.721</b>	0.764
5	3		4 HOLDEN / CAIN		ARS Kawasaki - SBR (Silicone Engineering / Barnes Raci	1:46.251	12	<b>1:45.454</b>	13	<b>2.286</b>	0.565
6	95		5 BLACKSTOCK / ROSNEY		LCR Yamaha - SBR-Silicone Engineering/Barnes Racing	1:46.837	7	<b>1:45.727</b>	12	<b>2.559</b>	0.273
7	9		6 WALKER / HAWES		LCR Yamaha - TAG Racing Yamaha	1:46.164	11	<b>1:46.099</b>	11	<b>2.931</b>	0.372
8	41	WC	2 STREUER / ROUSSEAU		LCR Kawasaki - Team Streuer	<b>1:46.265</b>	11	1:47.079	8	<b>3.097</b>	0.166
9	60		7 HOLLAND / WATSON		LCR Kawasaki - Quattro Plant JG Speedfit Kawasaki	1:47.297	10	<b>1:46.277</b>	11	<b>3.109</b>	0.012
10	100		8 STEVENS / CHARLWOOD		LCR Kawasaki - Quattro Plant JG Speedfit Kawasaki	1:49.359	13	<b>1:46.419</b>	6	<b>3.251</b>	0.142
11	58		9 KIRK / SMITHIES		LCR Yamaha - MK Racing	1:49.977	9	<b>1:46.680</b>	11	<b>3.512</b>	0.261
12	5		10 BIGGS / SCHMITZ		LCR Honda - Taurus Tools Ltd	<b>1:47.612</b>	11	1:48.202	12	<b>4.444</b>	0.932
13	52		11 PHILP / BRYANT		LCR Yamaha - Brian Gray Powerbiking Team	1:49.630	10	<b>1:47.830</b>	12	<b>4.662</b>	0.218
14	2		12 BRYAN / HYDE		LCR Honda - CVR Global & GBM DEMOLITION	1:49.352	10	<b>1:47.858</b>	11	<b>4.690</b>	0.028
15	44		13 FOUNDS / LOWTHER		LCR Yamaha - Cloud Vapers/Team Founds	1:50.368	12	<b>1:48.243</b>	12	<b>5.075</b>	0.385
16	7		14 GRAY / PITT		LCR Yamaha - Brian Gray Powerbiking Team	1:49.972	12	<b>1:48.420</b>	11	<b>5.252</b>	0.177
17	4		15 PEACH / EDWARDS		LCR Yamaha - Life Safety Motorsport	1:49.986	7	<b>1:48.636</b>	12	<b>5.468</b>	0.216
18	32		16 HORSPOLE / CONNELL		LCR Yamaha - Sleaford Quality Foods/Baker Plant Hire	1:50.863	6	<b>1:49.711</b>	11	<b>6.543</b>	1.075
19	18		17 BELL / ANDERSON		LCR Yamaha - Bell Racing / Marin Motorsports	1:52.406	13	<b>1:50.575</b>	12	<b>7.407</b>	0.864
20	111		18 CABLE / MASTERS		LCR Yamaha - Cable Racing/L&W Contractors	1:52.060	13	<b>1:51.158</b>	14	<b>7.990</b>	0.583
21	11		19 NICHOLLS / COLE		LCR Honda - TSR Racing	1:52.096	11	<b>1:51.170</b>	11	<b>8.002</b>	0.012
22	89		20 HAUXWELL / TAYLOR		LCR Suzuki - CKJ Racing Team	1:56.780	12	<b>1:53.731</b>	12	<b>10.563</b>	2.561
23	51		21 GILBERT / PILMOOR-BRADY		Adolf RS1 Yamaha - Draper Racing		4	<b>1:54.779</b>	7	<b>11.611</b>	1.048
24	175		22 CLARKE / CLARKE		Windle Yamaha - City Lifting/Centurion Packaging	1:58.195	8	<b>1:57.346</b>	6	<b>14.178</b>	2.567
25	21	WC	3 DE HAAS / SEGERS		RCN Kawasaki - RCN Factory Racing	1:58.474	9	<b>1:58.336</b>	13	<b>15.168</b>	0.990

QUALIFYING LAPTIME (115.0% of 1:43.168) = 1:58.643

Weather / Track : Cloudy / Dry

These results are provisional until the conclusion of any judicial and technical matters.

Assen

Circuit Length = 2.8222 miles

Start: 17:55 Flag 18:20 End: 18:22

Race Director :

Stewards :

Timekeeper :

Results can be found at [www.britishsuperbike.com](http://www.britishsuperbike.com)

Printed - 18:24 Friday, 20 September 2019



RACE 5 - GRID (10 Laps)

ROW 13	1	1	37	21	DE HAAS / SEGERS	1:58.336	
ROW 12	36	175	CLARKE / CLARKE	35	51	GILBERT / PILMOOR-BRADY	1:54.779
ROW 11	33	89	HAUXWELL / TAYLOR	32	11	NICHOLLS / COLE	1:51.170
ROW 10	30	111	CABLE / MASTERS	29	18	BELL / ANDERSON	1:50.575
ROW 9	27	32	HORSPOLE / CONNELL	26	4	PEACH / EDWARDS	1:48.636
ROW 8	24	7	GRAY / PITT	23	44	FOUND'S / LOWTHER	1:48.243
ROW 7	21	2	BRYAN / HYDE	20	52	PHILP / BRYANT	1:47.830
ROW 6	18	5	BIGGS / SCHMITZ	17	58	KIRK / SMITHIES	1:46.680
ROW 5	15	100	STEVENS / CHARLWOOD	14	60	HOLLAND / WATSON	1:46.277
ROW 4	12	41	STREUER / ROUSSEAU	11	9	WALKER / HAWES	1:46.099
ROW 3	9	95	BLACKSTOCK / ROSNEY	8	3	HOLDEN / CAIN	1:45.454
ROW 2	6	34	CHRISTIE / CHRISTIE	5	6	ELLIS / RICHARDSON	1:44.125
ROW 1	3	1	KERSHAW / CLARK	2	77	REEVES / WILKES	1:43.168

**Pole**

Assen  
Circuit Length = 2.8222 miles

These results are provisional until the conclusion of any judicial and technical matters.

Race Director :	Stewards :	Timekeeper :
-----------------	------------	--------------

Results can be found at [www.britishsuperbike.com](http://www.britishsuperbike.com)

Printed - 18:29 Friday, 20 September 2019

