



















































Or	#		Driver	Nat.	Tire	NL	Time	GAP
1	1	sbk	Jonathan REA			19	1:40.983	--
2	54	sbk	Toprak RAZGATLIOGLU			42	1:41.214	0.231
3	45	sbk	Scott REDDING			43	1:41.407	0.424
4	22	sbk	Alex LOWES			44	1:41.642	0.659
5	60	sbk	Michael VAN DER MARK			43	1:42.707	1.724
6	91	sbk	Leon HASLAM			32	1:42.797	1.814
7	76	sbk	Loris BAZ			24	1:43.384	2.401
8	19	sbk	Alvaro BAUTISTA			28	1:43.579	2.596
9	21	sbk	Michael Ruben RINALDI			48	1:43.789	2.806
10	64	sbk	Federico CARICASULO			40	1:43.811	2.828
11	66	sbk	Tom SYKES			33	1:44.014	3.031
12	77	sbk	Maximilian SCHEIB			49	1:44.153	3.170
13	31	sbk	Garrett GERLOFF			32	1:44.214	3.231
14	11	sbk	Sandro CORTESE			35	1:44.258	3.275
15	7	sbk	Chaz DAVIES			27	1:44.276	3.293
16	20	sbk	Sylvain BARRIER			48	1:44.322	3.339
17	38	sbk	Leandro MERCADO			54	1:44.451	3.468
18	101	sbk	Randy KRUMMENACHER			42	1:44.535	3.552
19	50	sbk	Eugene LAVERTY			32	1:44.543	3.560
20	122	ssp	Federicio FULIGNI			32	1:45.643	4.660
21	16	ssp	Jules CLUZEL			41	1:46.345	5.362
22	4	sbk	Steven ODENDAAL			39	1:46.347	5.364
23	94	ssp	Corentin PEROLARI			50	1:47.040	6.057
24	23	sbk	Christophe PONSSON			37	1:47.058	6.075
25	74	ssp	Jamie VAN SIKKELERUS			34	1:47.711	6.728