

DWO Phillip Island Official Test, 24-25 February 2020

Results Monday Free Practice 1

Phillip Island 4.445 m

1 / 2

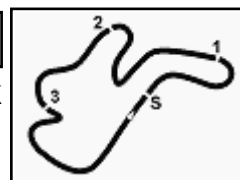
No.	Rider	Nat	Team	Bike	Time	Gap	Rel.	Laps	Speed	
									Avg	Max
1	66 T. SYKES	GBR	BMW Motorrad WorldSBK Team	BMW S1000 RR	1'30.938			21	175,966	306,8
2	60 M. VAN DER MARK	NED	PATA YAMAHA WorldSBK Official Team	Yamaha YZF R1	1'31.252	0.314	0.314	19	175,361	308,6
3	54 T. RAZGATLIOGLU	TUR	PATA YAMAHA WorldSBK Official Team	Yamaha YZF R1	1'31.275	0.337	0.023	24	175,316	313,0
4	1 J. REA	GBR	Kawasaki Racing Team WorldSBK	Kawasaki ZX-10RR	1'31.495	0.557	0.220	18	174,895	308,6
5	76 L. BAZ	FRA	Ten Kate Racing Yamaha	Yamaha YZF R1	1'31.609	0.671	0.114	20	174,677	300,8
6	45 S. REDDING	GBR	ARUBA.IT Racing - Ducati	Ducati Panigale V4 R	1'31.788	0.850	0.179	20	174,337	310,3
7	22 A. LOWES	GBR	Kawasaki Racing Team WorldSBK	Kawasaki ZX-10RR	1'32.049	1.111	0.261	29	173,842	314,9
8	7 C. DAVIES	GBR	ARUBA.IT Racing - Ducati	Ducati Panigale V4 R	1'32.117	1.179	0.068	19	173,714	315,8
9	91 L. HASLAM	GBR	Team HRC	Honda CBR1000RR	1'32.228	1.290	0.111	13	173,505	313,0
10	12 X. FORES	ESP	Kawasaki Puccetti Racing	Kawasaki ZX-10RR	1'32.414	1.476	0.186	21	173,156	304,2
11	19 A. BAUTISTA	ESP	Team HRC	Honda CBR1000RR	1'32.669	1.731	0.255	21	172,679	317,6
12	50 E. LAVERTY	IRL	BMW Motorrad WorldSBK Team	BMW S1000 RR	1'32.893	1.955	0.224	17	172,263	307,7
13	11 S. CORTESE	GER	OUTDO Kawasaki TPR	Kawasaki ZX-10RR	1'33.344	2.406	0.451	12	171,430	297,5
14	64 F. CARICASULO	ITA	GRT Yamaha WorldSBK Junior Team	Yamaha YZF R1	1'33.532	2.594	0.188	22	171,086	303,4
15	21 M. RINALDI	ITA	Team GOELEVELN	Ducati Panigale V4 R	1'33.674	2.736	0.142	14	170,826	305,1
16	2 L. CAMIER	GBR	Barni Racing Team	Ducati Panigale V4 R	1'34.097	3.159	0.423	17	170,059	307,7
17	31 G. GERLOFF	USA	GRT Yamaha WorldSBK Junior Team	Yamaha YZF R1	1'34.184	3.246	0.087	21	169,901	305,1
18	77 M. SCHEIB	CHI	ORELAC Racing VERDNATURA	Kawasaki ZX-10RR	1'35.578	4.640	1.394	18	167,423	300,8
19	13 T. TAKAHASHI	JPN	MIE Racing	Honda CBR1000RR	1'36.346	5.408	0.768	18	166,089	293,5

AIR	Humidity:	82%	Temp:	20°C
TRACK	Condition:	Dry	Temp:	25°C

24/02/2020 Start 11:10 End 12:40 The results are provisional until the end of the time limit for protests and appeals and the completion of the technical checks.

These data/results cannot be reproduced, stored and/or transmitted in whole or in part by any manner of electronic, mechanical, photocopying, recording, broadcasting or otherwise now known or herein after developed without the previous express consent by the copyright owner, except for reproduction in daily press and regular printed publications on sale to the public within 60 days of the event related to those data/results and always provided that copyright symbol appears together as follows below.

© DORNA WSBK ORGANIZATION Srl 2020


DWO Phillip Island Official Test, 24-25 February 2020
Results Monday Free Practice 1
Session Highlights

Local Time	No. Rider	Description
11.10.00		Start
11.35.45	60 M. VAN DER MARK	Technical Problem - Turn 1
11.52.01		RED FLAG
11.54.06		RED FLAG
11.56.05		Pit Lane Open
12.06.04	2 L. CAMIER	On Asphalt - Re-Joined - Turn 4
12.25.37		RED FLAG
12.27.13	13 T. TAKAHASHI	Technical Problem - Turn 4
12.40.31		SESSION ENDED (OIL ON TRACK AT T3-T4)
12.40.52		End Of Session

Fastest Laps Sequence

No.	Rider	Nat	Team	Bike	Local Time	Time	Gap	Avg
76	L. BAZ	FRA	Ten Kate Racing Yamaha	Yamaha YZF R1	11:13'28.494	1'33.436		171,262
60	M. VAN DER MARK	NED	PATA YAMAHA WorldSBK Official Team	Yamaha YZF R1	11:13'33.582	1'32.333	-1.103	173,307
1	J. REA	GBR	Kawasaki Racing Team WorldSBK	Kawasaki ZX-10RR	11:14'32.622	1'32.269	-0.064	173,428
60	M. VAN DER MARK	NED	PATA YAMAHA WorldSBK Official Team	Yamaha YZF R1	11:15'05.487	1'31.905	-0.364	174,115
60	M. VAN DER MARK	NED	PATA YAMAHA WorldSBK Official Team	Yamaha YZF R1	11:16'37.164	1'31.677	-0.228	174,548
60	M. VAN DER MARK	NED	PATA YAMAHA WorldSBK Official Team	Yamaha YZF R1	11:18'08.699	1'31.535	-0.142	174,818
1	J. REA	GBR	Kawasaki Racing Team WorldSBK	Kawasaki ZX-10RR	11:37'47.814	1'31.495	-0.040	174,895
60	M. VAN DER MARK	NED	PATA YAMAHA WorldSBK Official Team	Yamaha YZF R1	11:51'39.218	1'31.252	-0.243	175,361
66	T. SYKES	GBR	BMW Motorrad WorldSBK Team	BMW S1000 RR	12:24'07.768	1'30.938	-0.314	175,966

24/02/2020 Start End The results are provisional until the end of the time limit for protests and appeals and the completion of the technical checks.

These data/results cannot be reproduced, stored and/or transmitted in whole or in part by any manner of electronic, mechanical, photocopying, recording, broadcasting or otherwise now known or herein after developed without the previous express consent by the copyright owner, except for reproduction in daily press and regular printed publications on sale to the public within 60 days of the event related to those data/results and always provided that copyright symbol appears together as follows below.

© DORNA WSBK ORGANIZATION Srl 2020

DWO Phillip Island Official Test, 24-25 February 2020

Best Sectors & Speed Monday Free Practice 1

Phillip Island 4.445 m

BEST LAP			
1	66 T. SYKES	BMW S1000 RR	1'30.938
2	60 M. VAN DER MARK	Yamaha YZF R1	1'31.252
3	54 T. RAZGATLIOGLU	Yamaha YZF R1	1'31.275
4	1 J. REA	Kawasaki ZX-10RR	1'31.495
5	76 L. BAZ	Yamaha YZF R1	1'31.609
6	45 S. REDDING	Ducati Panigale V4 R	1'31.788
7	22 A. LOWES	Kawasaki ZX-10RR	1'32.049
8	7 C. DAVIES	Ducati Panigale V4 R	1'32.117
9	91 L. HASLAM	Honda CBR1000RR	1'32.228
10	12 X. FORES	Kawasaki ZX-10RR	1'32.414
11	19 A. BAUTISTA	Honda CBR1000RR	1'32.669
12	50 E. LAVERTY	BMW S1000 RR	1'32.893
13	11 S. CORTESE	Kawasaki ZX-10RR	1'33.344
14	64 F. CARICASULO	Yamaha YZF R1	1'33.532
15	21 M. RINALDI	Ducati Panigale V4 R	1'33.674
16	2 L. CAMIER	Ducati Panigale V4 R	1'34.097
17	31 G. GERLOFF	Yamaha YZF R1	1'34.184
18	77 M. SCHEIB	Kawasaki ZX-10RR	1'35.578
19	13 T. TAKAHASHI	Honda CBR1000RR	1'36.346

SPEED			
1	19 A. BAUTISTA	Honda CBR1000RR	317,6
2	7 C. DAVIES	Ducati Panigale V4 R	315,8
3	22 A. LOWES	Kawasaki ZX-10RR	314,9
4	54 T. RAZGATLIOGLU	Yamaha YZF R1	313,0
5	91 L. HASLAM	Honda CBR1000RR	313,0
6	45 S. REDDING	Ducati Panigale V4 R	310,3
7	1 J. REA	Kawasaki ZX-10RR	308,6
8	60 M. VAN DER MARK	Yamaha YZF R1	308,6
9	50 E. LAVERTY	BMW S1000 RR	307,7
10	2 L. CAMIER	Ducati Panigale V4 R	307,7
11	66 T. SYKES	BMW S1000 RR	306,8
12	21 M. RINALDI	Ducati Panigale V4 R	305,1
13	31 G. GERLOFF	Yamaha YZF R1	305,1
14	12 X. FORES	Kawasaki ZX-10RR	304,2
15	64 F. CARICASULO	Yamaha YZF R1	303,4
16	76 L. BAZ	Yamaha YZF R1	300,8
17	77 M. SCHEIB	Kawasaki ZX-10RR	300,8
18	11 S. CORTESE	Kawasaki ZX-10RR	297,5
19	13 T. TAKAHASHI	Honda CBR1000RR	293,5

SEG. 1			SEG. 2			SEG. 3			SEG. 4		
1	60 M. VAN DER MARK	21.656	1	54 T. RAZGATLIOGLU	26.187	1	66 T. SYKES	17.375	1	66 T. SYKES	25.539
2	54 T. RAZGATLIOGLU	21.692	2	66 T. SYKES	26.240	2	60 M. VAN DER MARK	17.378	2	45 S. REDDING	25.581
3	66 T. SYKES	21.784	3	1 J. REA	26.366	3	1 J. REA	17.407	3	60 M. VAN DER MARK	25.581
4	76 L. BAZ	21.810	4	76 L. BAZ	26.392	4	54 T. RAZGATLIOGLU	17.448	4	76 L. BAZ	25.745
5	22 A. LOWES	21.876	5	60 M. VAN DER MARK	26.428	5	76 L. BAZ	17.455	5	7 C. DAVIES	25.758
6	1 J. REA	21.888	6	7 C. DAVIES	26.455	6	45 S. REDDING	17.502	6	54 T. RAZGATLIOGLU	25.779
7	91 L. HASLAM	21.903	7	45 S. REDDING	26.514	7	91 L. HASLAM	17.623	7	12 X. FORES	25.783
8	45 S. REDDING	22.015	8	22 A. LOWES	26.550	8	22 A. LOWES	17.655	8	1 J. REA	25.792
9	19 A. BAUTISTA	22.129	9	50 E. LAVERTY	26.587	9	12 X. FORES	17.700	9	22 A. LOWES	25.904
10	7 C. DAVIES	22.137	10	91 L. HASLAM	26.623	10	7 C. DAVIES	17.715	10	19 A. BAUTISTA	25.923
11	12 X. FORES	22.159	11	12 X. FORES	26.772	11	19 A. BAUTISTA	17.737	11	50 E. LAVERTY	25.944
12	64 F. CARICASULO	22.175	12	19 A. BAUTISTA	26.833	12	50 E. LAVERTY	17.812	12	91 L. HASLAM	25.958
13	50 E. LAVERTY	22.246	13	21 M. RINALDI	26.892	13	11 S. CORTESE	17.832	13	11 S. CORTESE	26.073
14	11 S. CORTESE	22.347	14	64 F. CARICASULO	26.901	14	31 G. GERLOFF	17.951	14	64 F. CARICASULO	26.075
15	2 L. CAMIER	22.396	15	2 L. CAMIER	26.986	15	2 L. CAMIER	17.997	15	21 M. RINALDI	26.086
16	21 M. RINALDI	22.515	16	11 S. CORTESE	27.060	16	21 M. RINALDI	18.019	16	2 L. CAMIER	26.367
17	31 G. GERLOFF	22.540	17	31 G. GERLOFF	27.190	17	64 F. CARICASULO	18.053	17	77 M. SCHEIB	26.380
18	77 M. SCHEIB	22.965	18	77 M. SCHEIB	27.543	18	77 M. SCHEIB	18.282	18	31 G. GERLOFF	26.383
19	13 T. TAKAHASHI	22.999	19	13 T. TAKAHASHI	27.695	19	13 T. TAKAHASHI	18.523	19	13 T. TAKAHASHI	27.057

24/02/2020

These data/results cannot be reproduced, stored and/or transmitted in whole or in part by any manner of electronic, mechanical, photocopying, recording, broadcasting or otherwise now known or herein after developed without the previous express consent by the copyright owner, except for reproduction in daily press and regular printed publications on sale to the public within 60 days of the event related to those data/results and always provided that copyright symbol appears together as follows below.

© DORNA WSBK ORGANIZATION Srl 2020

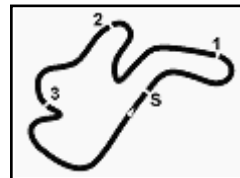
FICR PERUGIA TIMING



Official Tyre Supplier



Official Timekeeper



DWO Phillip Island Official Test, 24-25 February 2020

Ideal Times Monday Free Practice 1

Phillip Island 4.445 m

No.	Rider	Nat	Bike	Seg. 1	Seg. 2	Seg. 3	Seg. 4	Ideal Time		
				Diff. 1	Diff. 2	Diff. 3	Diff. 4	Best Lap	Pos.	Diff.
1	66 T. SYKES	GBR	BMW S1000 RR	21.784	26.240	17.375	25.539	1'30.938		
2	60 M. VAN DER MARK	NED	Yamaha YZF R1	21.656	26.428 +0.031	17.378 +0.057	25.581 +0.121	1'31.043	1	
3	54 T. RAZGATLIOGLU	TUR	Yamaha YZF R1	21.692	26.187 +0.123	17.448 +0.046	25.779	1'31.106	2	0.209
4	76 L. BAZ	FRA	Yamaha YZF R1	21.810 +0.097	26.392	17.455 +0.085	25.745 +0.025	1'31.402	3	0.169
5	1 J. REA	GBR	Kawasaki ZX-10RR	21.888 +0.007	26.366	17.407 +0.035	25.792	1'31.453	5	0.207
6	45 S. REDDING	GBR	Ducati Panigale V4 R	22.015	26.514 +0.066	17.502 +0.110	25.581	1'31.612	4	0.042
7	22 A. LOWES	GBR	Kawasaki ZX-10RR	21.876	26.550	17.655 +0.064	25.904	1'31.985	6	0.176
8	7 C. DAVIES	GBR	Ducati Panigale V4 R	22.137 +0.052	26.455	17.715	25.758	1'32.065	7	0.064
9	91 L. HASLAM	GBR	Honda CBR1000RR	21.903 +0.015	26.623 +0.072	17.623 +0.034	25.958	1'32.107	8	0.052
10	12 X. FORES	ESP	Kawasaki ZX-10RR	22.159	26.772	17.700	25.783	1'32.414	9	0.121
11	50 E. LAVERTY	IRL	BMW S1000 RR	22.246 +0.020	26.587 +0.082	17.812	25.944 +0.202	1'32.589	10	
12	19 A. BAUTISTA	ESP	Honda CBR1000RR	22.129	26.833 +0.011	17.737	25.923 +0.036	1'32.622	12	0.304
13	64 F. CARICASULO	ITA	Yamaha YZF R1	22.175 +0.094	26.901	18.053	26.075 +0.234	1'33.204	11	0.047
14	11 S. CORTESE	GER	Kawasaki ZX-10RR	22.347	27.060	17.832 +0.032	26.073	1'33.312	14	0.328
15	21 M. RINALDI	ITA	Ducati Panigale V4 R	22.515	26.892	18.019	26.086 +0.162	1'33.512	13	0.032
16	2 L. CAMIER	GBR	Ducati Panigale V4 R	22.396 +0.133	26.986	17.997 +0.041	26.367 +0.177	1'33.746	15	0.162
17	31 G. GERLOFF	USA	Yamaha YZF R1	22.540 +0.041	27.190 +0.075	17.951 +0.004	26.383	1'34.064	16	0.351
18	77 M. SCHEIB	CHI	Kawasaki ZX-10RR	22.965 +0.272	27.543 +0.089	18.282	26.380 +0.047	1'35.170	17	0.120
19	13 T. TAKAHASHI	JPN	Honda CBR1000RR	22.999 +0.072	27.695	18.523	27.057	1'36.274	18	0.408
								1'36.346	19	0.072
Overall Ideal Time				21.656	26.187	17.375	25.539	1'30.757		

24/02/2020

These data/results cannot be reproduced, stored and/or transmitted in whole or in part by any manner of electronic, mechanical, photocopying, recording, broadcasting or otherwise now known or herein after developed without the previous express consent by the copyright owner, except for reproduction in daily press and regular printed publications on sale to the public within 60 days of the event related to those data/results and always provided that copyright symbol appears together as follows below.

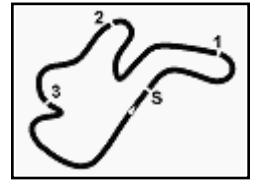
© DORNA WSBK ORGANIZATION Srl 2020

FICR PERUGIA TIMING


Official Tyre Supplier



Official Timekeeper



DWO Phillip Island Official Test, 24-25 February 2020 Chronological Analysis Monday Free Practice 1

Phillip Island 4.445 m

3 / 4

7	34.855	30.154	18.596	26.648	1'50.253		11:29'18.010	8	22.764	28.506	18.787	8'48.154	9'58.211P	303,4	11:32'21.506
8	22.635	27.290	18.132	26.510	1'34.567	304,2	11:30'52.577	9	39.249	28.484	18.459	28.269	1'54.461P		11:34'15.967
9	22.404	27.214	17.981	11'39.345	12'46.944P	304,2	11:43'39.521	10	22.758	27.469	18.538	26.403	1'35.168	296,7	11:35'51.135
10	35.189	27.599	18.081	26.399	1'47.268P		11:45'26.789	11	22.519	27.330	18.412	26.496	1'34.757	298,3	11:37'25.892
11	22.411	27.068	18.062	26.124	1'33.665	313,0	11:47'00.454	12	22.563	27.200	18.319	26.165	1'34.247	300,8	11:39'00.139
12	22.269	26.833	18.118	26.089	1'33.309	313,0	11:48'33.763	13	22.308	27.157	18.359	26.191	1'34.015	301,7	11:40'34.154
13	22.148	26.960	17.833	26.126	1'33.067	313,0	11:50'06.830	14	22.362	26.996	18.291	26.181	1'33.830	300,0	11:42'07.984
14	22.185	26.846	18.014	26.051	1'33.096	314,0	11:51'39.926	15	23.269	30.146	18.577	15'48.028	17'00.020P	300,0	11:59'08.004
15	22.087	28.708	19.493	9'18.208	10'28.496P	317,6	12:02'08.422	16	40.792	27.750	18.375	26.430	1'53.347P		12:01'01.351
16	34.587	27.353	18.303	26.409	1'46.652P		12:03'55.074	17	22.175	27.125	18.257	26.224	1'33.781	298,3	12:02'35.132
17	22.543	27.133	18.089	26.416	1'34.181	313,0	12:05'29.255	18	22.492	27.162	18.360	26.400	1'34.414	299,2	12:04'09.546
18	22.332	27.003	18.170	26.286	1'33.791	312,1	12:07'03.046	19	22.345	27.078	18.361	26.232	1'34.016	300,0	12:05'43.562
19	22.359	26.973	17.913	26.277	1'33.522	313,0	12:08'36.568	20	22.303	27.131	18.126	26.079	1'33.639	300,8	12:07'17.201
20	24.265	28.871	19.087	8'05.915	9'18.138P	313,0	12:17'54.706	21	22.306	27.114	18.280	26.286	1'33.986	300,8	12:08'51.187
21	36.468	29.940	19.148	26.387	1'51.943P		12:19'46.649	22	22.269	26.901	18.053	26.309	1'33.532	299,2	12:10'24.719
22	22.129	26.844	17.737	25.959	1'32.669	312,1	12:21'19.318	23	22.478	27.008	18.094	26.093	1'33.673	288,0	12:11'58.392

12° 50 E. LAVERTY (1'32.893)							
Lap	Seg.1	Seg.2	Seg.3	Seg.4	Lap Time	km/h	Local Time
1							11:12'30.243
2	22.931	27.038	18.154	26.111	1'34.234		11:14'04.477
3	22.480	26.769	18.060	25.944	1'33.253	306,8	11:15'37.730
4	22.315	27.166	17.995	26.103	1'33.579	307,7	11:17'11.309
5	22.349	26.723	17.939	26.063	1'33.074	305,1	11:18'44.383
6	23.040	27.550	18.744	9'53.542	11'02.876P	307,7	11:29'47.259
7	40.350	30.508	18.960	27.083	1'56.901P		11:31'44.160
8	22.710	26.878	17.967	26.263	1'33.818	302,5	11:33'17.978
9	22.246	26.599	17.946	26.276	1'33.067	304,2	11:34'51.045
10	22.319	26.788	17.820	26.159	1'33.086	303,4	11:36'24.131
11	22.315	26.651	17.963	26.159	1'33.088	305,1	11:37'57.219
12	22.398	26.826	18.020	30'11.675	31'18.919P	304,2	12:09'16.138
13	39.913	28.718	18.681	26.424	1'53.736P		12:11'09.874
14	22.356	26.618	17.817	26.111	1'32.902	305,9	12:12'42.776
15	22.266	26.669	17.812	26.146	1'32.893	306,8	12:14'15.669
16	22.311	28.244	20.765	26.783	1'38.103	305,1	12:15'53.772
17	22.251	26.587	17.868	26.210	1'32.916	305,1	12:17'26.688
18	22.253	26.754	17.814	26.132	1'32.953	305,9	12:18'59.641

15° 21 M. RINALDI (1'33.674)							
Lap	Seg.1	Seg.2	Seg.3	Seg.4	Lap Time	km/h	Local Time
1							11:10'04.882
2	36.176	28.715	19.087	26.501	1'50.479P		11:11'55.361
3	23.713	27.372	18.416	26.456	1'35.957	260,9	11:13'31.318
4	23.269	27.167	18.385	26.215	1'35.036	285,0	11:15'06.354
5	23.197	27.438	18.269	26.453	1'35.357	303,4	11:16'41.711
6	23.113	27.183	18.226	26.172	1'34.694	304,2	11:18'16.405
7	22.729	27.051	18.097	26.086	1'33.963	304,2	11:19'50.368
8	23.752	29.027	19.526	13'31.255	14'43.560P	305,1	11:34'33.928
9	37.428	29.694	18.555	26.661	1'52.338P		11:36'26.266
10	23.043	27.386	18.240	26.580	1'35.249	302,5	11:38'01.515
11	22.650	26.994	18.184	26.567	1'34.395	302,5	11:39'35.910
12	22.559	27.089	18.085	26.402	1'34.135	305,1	11:41'10.045
13	22.515	26.892	18.019	26.248	1'33.674	304,2	11:42'43.719
14	24.274	31.798	19.887	39'00.263	40'16.222P	302,5	12:22'59.941
15	36.682	28.393	18.618	26.916	1'50.609P		12:24'50.550

16° 2 L. CAMIER (1'34.097)							
Lap	Seg.1	Seg.2	Seg.3	Seg.4	Lap Time	km/h	Local Time
1							11:12'24.129
2	23.565	29.550	18.180	26.661	1'37.956	296,7	11:14'02.085
3	22.945	27.290	18.032	26.488	1'34.755	303,4	11:15'36.840
4	22.844	28.289	18.088	26.408	1'35.629	305,1	11:17'12.469
5	22.747	27.388	18.175	26.573	1'34.883	307,7	11:18'47.352
6	22.795	29.585	20.632	9'09.072	10'22.084	304,2	11:29'09.436
7	33.510	27.612	18.248	26.530	1'45.900		11:30'55.336
8	22.626	27.210	18.117	26.457	1'34.410	304,2	11:32'29.746
9	22.640	27.108	18.139	26.567	1'34.454	301,7	11:34'04.200
10	24.320	29.591	18.361	30.160	1'42.432	300,8	11:35'46.632
11	22.489	28.274	19.987	20'53.833	22'04.583P	305,9	11:57'51.215
12	34.413	27.957	18.599	26.751	1'47.720P		11:59'38.935
13	22.607	27.294	18.034	26.546	1'34.481	301,7	12:01'13.416
14	22.537	27.258	18.275	26.367	1'34.437	301,7	12:02'47.853
15	22.396	27.501	17.997	26.443	1'34.337	307,7	12:04'22.190
16	22.487	36.873	18.352	26.616	1'44.328	305,1	12:06'06.518
17	22.509	27.141	18.151	26.544	1'34.345	302,5	12:07'40.863
18	22.529	26.986	18.038	26.544	1'34.097	304,2	12:09'14.960

13° 11 S. CORTESE (1'33.344)							
Lap	Seg.1	Seg.2	Seg.3	Seg.4	Lap Time	km/h	Local Time
1							11:22'13.760
2	35.739	29.604	19.172	27.080	1'51.595		11:24'05.355
3	23.709	28.376	18.751	26.805	1'37.641	287,2	11:25'42.996
4	23.379	27.918	18.446	26.505	1'36.248	292,7	11:27'19.244
5	22.946	27.556	18.338	26.437	1'35.277	294,3	11:28'54.521
6	22.881	27.724	18.271	26.280	1'35.156	293,5	11:30'29.677
7	22.669	27.292	18.111	26.181	1'34.253	289,5	11:32'03.930
8	22.421	27.120	18.151	26.287	1'33.979	295,1	11:33'37.909
9	24.192	29.786	21.672	23'40.654	24'56.304P	293,5	11:58'34.213
10	45.226	30.156	19.502	26.777	2'01.661P		12:00'35.874
11	22.758	27.191	18.002	26.274	1'34.225	291,1	12:02'10.099
12	22.402	27.163	17.832	26.219	1'33.616	295,9	12:03'43.715
13	22.347	27.060	17.864	26.073	1'33.344	296,7	12:05'17.059

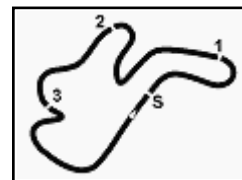
14° 64 F. CARICASULO (1'33.532)							
Lap	Seg.1	Seg.2	Seg.3	Seg.4	Lap Time	km/h	Local Time
1							11:12'45.940
2	24.576	28.964	19.982	27.419	1'40.941	250,0	11:14'26.881
3	23.282	28.146	18.918	26.451	1'36.797	286,5	11:16'03.678
4	23.037	27.723	18.550	26.557	1'35.867	299,2	11:17'39.545
5	22.806	27.372	18.414	26.245	1'34.837	282,7	11:19'14.382
6	22.715	27.688	18.469	26.104	1'34.976	301,7	11:20'49.358
7	22.756	27.023	18.083	26.075	1'33.937	288,8	11:22'23.295

17° 31 G. GERLOFF (1'34.184)							
Lap	Seg.1	Seg.2	Seg.3	Seg.4	Lap Time	km/h	Local Time
1							11:12'22.742
2	24.746	39.535	19.170	26.961	1'50.412	263,4	11:14'13.154
3	23.852	28.195	18.503	26.747	1'37.297	288,8	11:15'50.451
4	23.570	28.196	18.195	26.767	1'36.728	296,7	11:17'27.179
5	23.271	27.767	18.217	26.477	1'35.732	299,2	11:19'02.911

24/02/2020 P = Pits In/Out - C = Lap Time Cancelled

These data/results cannot be reproduced, stored and/or transmitted in whole or in part by any manner of electronic, mechanical, photocopying, recording, broadcasting or otherwise now known or herein after developed without the previous express consent by the copyright owner, except for reproduction in daily press and regular printed publications on sale to the public within 60 days of the event related to those data/results and always provided that copyright symbol appears together as follows below.

© DORNA WSBK ORGANIZATION Srl 2020



Phillip Island 4.445 m

DWO Phillip Island Official Test, 24-25 February 2020

Chronological Analysis Monday Free Practice 1

6	22.807	27.508	18.191	26.444	1'34.950	301,7	11:20'37.861
7	23.102	27.845	18.169	26.438	1'35.554	300,0	11:22'13.415
8	22.966	38.851	18.382	13'30.048	14'50.247P	301,7	11:37'03.662
9	45.337	28.052	18.249	26.399	1'58.037P		11:39'01.699
10	22.965	30.586	18.236	26.569	1'38.356	304,2	11:40'40.055
11	23.013	27.719	18.129	26.728	1'35.589	300,8	11:42'15.644
12	22.748	27.318	18.133	26.558	1'34.757	300,0	11:43'50.401
13	22.830	27.622	18.155	27.060	1'35.667	303,4	11:45'26.068
14	22.649	27.274	18.076	26.682	1'34.681	300,0	11:47'00.749
15	22.731	27.390	18.134	26.431	1'34.686	305,1	11:48'35.435
16	22.624	27.190	17.951	26.480	1'34.245	302,5	11:50'09.680
17	22.551	27.721	19.015	19'25.466	20'34.753P	304,2	12:10'44.433
18	37.618	32.570	18.499	26.584	1'55.271P		12:12'39.704
19	22.963	27.589	18.097	26.521	1'35.170	299,2	12:14'14.874
20	22.565	27.386	18.055	26.416	1'34.422	300,8	12:15'49.296
21	22.581	27.265	17.955	26.383	1'34.184	300,8	12:17'23.480
22	22.540	27.502	18.104	26.428	1'34.574	301,7	12:18'58.054

18° 77 M. SCHEIB (1'35.578)

Lap	Seg.1	Seg.2	Seg.3	Seg.4	Lap Time	km/h	Local Time
1		31.285	20.722	29.111			11:12'44.013
2	25.811	29.473	19.838	27.792	1'42.914	241,1	11:14'26.927
3	23.888	28.227	18.710	26.678	1'37.503	264,7	11:16'04.430
4	23.516	27.731	18.447	26.380	1'36.074	279,8	11:17'40.504
5	23.340	27.931	18.726	26.528	1'36.525	293,5	11:19'17.029
6	23.443	27.617	18.788	19'31.539	20'41.387P	282,0	11:39'58.416
7	38.790	29.903	19.053	26.860	1'54.606P		11:41'53.022
8	23.576	27.978	18.688	26.513	1'36.755	265,4	11:43'29.777
9	23.170	27.656	18.584	26.531	1'35.941	295,1	11:45'05.718
10	23.351	27.853	18.504	26.609	1'36.317	295,1	11:46'42.035
11	23.481	27.857	18.573	26.664	1'36.575	286,5	11:48'18.610
12	23.375	27.809	18.633	26.579	1'36.396	296,7	11:49'55.006
13	23.208	27.911	18.334	26.547	1'36.000	295,1	11:51'31.006
14	25.533	38.700	20.817	15'27.682	16'52.732P	295,1	12:08'23.738
15	41.537	28.630	19.129	27.071	1'56.367P		12:10'20.105
16	23.325	27.871	18.580	26.727	1'36.503	291,1	12:11'56.608
17	23.237	27.632	18.282	26.427	1'35.578	295,9	12:13'32.186
18	29.152	28.723	18.680	26.852	1'43.407	300,8	12:15'15.593
19	23.221	27.543	18.569	26.943	1'36.276	295,1	12:16'51.869

19° 13 T. TAKAHASHI (1'36.346)

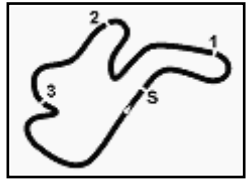
Lap	Seg.1	Seg.2	Seg.3	Seg.4	Lap Time	km/h	Local Time
1							11:15'46.632
2	46.694	37.440	23.612	32.938	2'20.684P		11:18'07.316
3	27.583	32.728	20.446	29.365	1'50.122	235,8	11:19'57.438
4	25.655	38.388	20.459	29.608	1'54.110	258,4	11:21'51.548
5	24.982	29.207	19.906	14'33.326	15'47.421P	260,9	11:37'38.969
6	39.232	31.946	20.768	28.540	2'00.486P		11:39'39.455
7	24.547	28.992	19.597	28.225	1'41.361	285,0	11:41'20.816
8	24.727	29.213	18.980	27.553	1'40.473	282,7	11:43'01.289
9	23.595	28.082	19.046	27.678	1'38.401	287,2	11:44'39.690
10	23.874	28.009	19.000	27.371	1'38.254	285,0	11:46'17.944
11	23.516	27.962	18.910	27.421	1'37.809	290,3	11:47'55.753
12	23.507	28.026	18.809	28.449	1'38.791	289,5	11:49'34.544
13	23.832	29.555	19.586	27.498	1'40.471	291,1	11:51'15.015
14	23.464	28.424	23.318	23'44.072	24'59.278P	291,9	12:16'14.293
15	40.339	29.310	19.766	27.440	1'56.855P		12:18'11.148
16	23.578	28.903	18.788	27.335	1'38.604	286,5	12:19'49.752
17	23.110	27.813	18.744	27.124	1'36.791	293,5	12:21'26.543
18	24.209	28.041	18.607	27.165	1'38.022	291,1	12:23'04.565
19	23.071	27.695	18.523	27.057	1'36.346	291,9	12:24'40.911

24/02/2020 P = Pits In/Out - C = Lap Time Cancelled

These data/results cannot be reproduced, stored and/or transmitted in whole or in part by any manner of electronic, mechanical, photocopying, recording, broadcasting or otherwise now known or herein after developed without the previous express consent by the copyright owner, except for reproduction in daily press and regular printed publications on sale to the public within 60 days of the event related to those data/results and always provided that copyright symbol appears together as follows below.

© DORNA WSBK ORGANIZATION Srl 2020





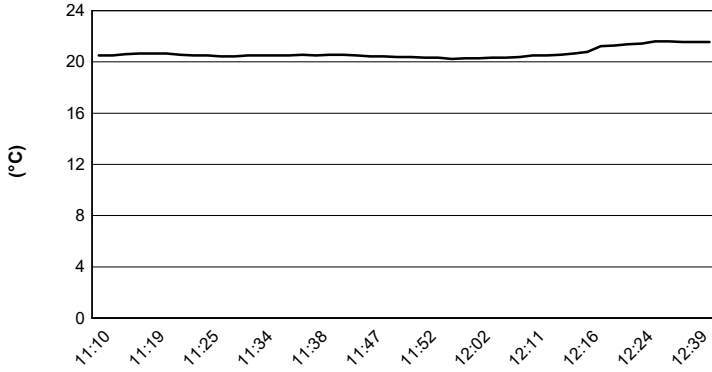
Phillip Island 4.445 m

DWO Phillip Island Official Test, 24-25 February 2020

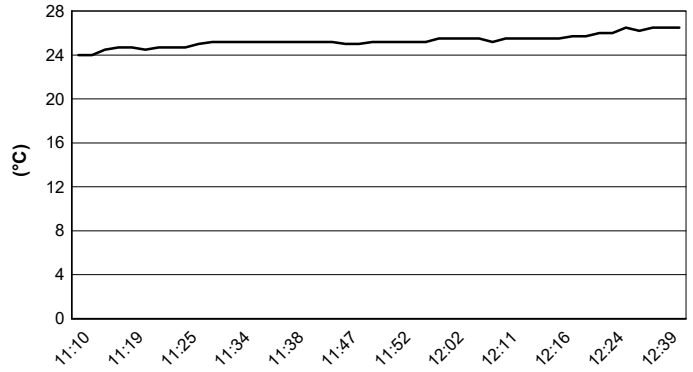
Weather Report Monday Free Practice 1

Session started 11:10 - Session ended 12:40

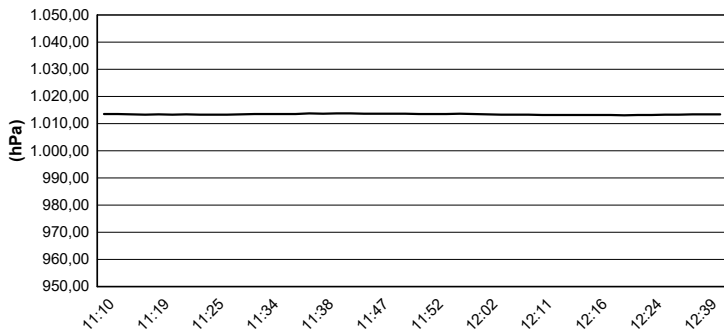
Air Temperature



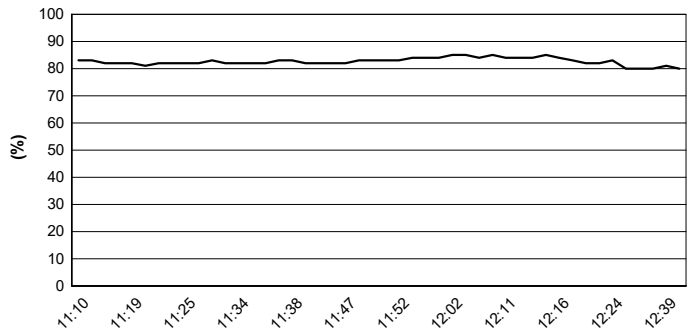
Track Temperature



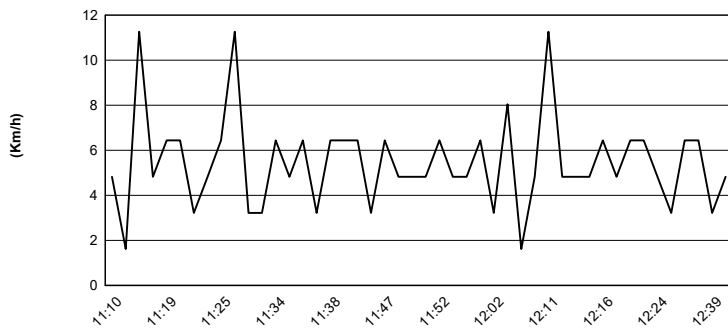
Air Pressure



Humidity



Wind Speed



Wind Direction



24/02/2020

These data/results cannot be reproduced, stored and/or transmitted in whole or in part by any manner of electronic, mechanical, photocopying, recording, broadcasting or otherwise now known or herein after developed without the previous express consent by the copyright owner, except for reproduction in daily press and regular printed publications on sale to the public within 60 days of the event related to those data/results and always provided that copyright symbol appears together as follows below.

© DORNA WSBK ORGANIZATION Srl 2020