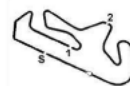




12 - 13 July  
AUTÓDROMO INTERNACIONAL ALGARVE  
FIM CEV REPSOL 2020



## FIM CEV REPSOL 2020

Hawkers ETC

9 - 13 July 2020

Result of Qualifying 1 - REVIEWED

Autodromo Internacional Algarve - 4592 mtr.

Pos	Nbr	Name / Entrant	Motorcycle	Fastest	In	Gap	Diff	Laps	Km/h
1	80	David Alonso Gómez (COL) OpenBank Aspar Team	HONDA	<b>1:52.752</b>	<b>4</b>			17	146.62
2	84	Zonta vd Goorbergh (NL) Team superB	HONDA	<b>1:52.960</b>	<b>4</b>	0.208	0.208	4	146.35
3	54	Alberto Ferrandez (ES) Cuna de Campeones	HONDA	<b>1:53.254</b>	<b>3</b>	0.502	0.294	18	145.97
4	74	Daijiro Sako (JPN) Cuna de campeones	HONDA	<b>1:53.313</b>	<b>4</b>	0.561	0.059	17	145.89
5	83	Álvaro Carpe (ES) Hawkers FI Aro Team	HONDA	<b>1:53.369</b>	<b>7</b>	0.617	0.056	16	145.82
6	95	Marco Morelli Chinco (ES) Estrella Galicia 0,0 TT	HONDA	<b>1:53.432</b>	<b>4</b>	0.680	0.063	18	145.74
7	10	Adrian Cruces (ES) Cuna de Campeones	HONDA	<b>1:53.501</b>	<b>4</b>	0.749	0.069	17	145.65
8	13	Marco Tapia Horcas (ES) Leopard Impala Junior Team	HONDA	<b>1:53.615</b>	<b>13</b>	0.863	0.114	16	145.50
9	48	Iván Ortolá Díez (ES) OpenBank Aspar Team	HONDA	<b>1:53.661</b>	<b>10</b>	0.909	0.046	16	145.44
10	18	Angel Piqueras Garci (ES) Estrella Galicia 0,0 TT	HONDA	<b>1:53.777</b>	<b>6</b>	1.025	0.116	18	145.29
11	38	Juan Rodríguez (ES) Cuna Campeones	HONDA	<b>1:53.869</b>	<b>7</b>	1.117	0.092	17	145.18
12	30	Collin Veijer (NL) Cardoso Racing	HONDA	<b>1:53.944</b>	<b>13</b>	1.192	0.075	17	145.08
13	49	Julio Garcia (ES) Jerez Andalucía Motor Tal	HONDA	<b>1:54.200</b>	<b>6</b>	1.448	0.256	14	144.76
14	7	Filippo Farioli (ITA) Team Honda Laglisse	HONDA	<b>1:54.326</b>	<b>11</b>	1.574	0.126	15	144.60
15	29	Harrison Voight (AUS) Sic 58 Squadracorse	HONDA	<b>1:54.355</b>	<b>19</b>	1.603	0.029	19	144.56
16	69	Marcos Ruda Cominos (ES) Team Honda Laglisse	HONDA	<b>1:54.415</b>	<b>7</b>	1.663	0.060	16	144.48
17	44	Hugo Millan Gracia (ES) Cuna de Campeones	HONDA	<b>1:54.600</b>	<b>15</b>	1.848	0.185	17	144.25
18	55	Noah Dettwiler (CH) Reale Avintia Mta Junior	HONDA	<b>1:54.747</b>	<b>13</b>	1.995	0.147	16	144.07
19	66	Phillip Tonn (DE) Liqui Moly IntactGP SIC	HONDA	<b>1:54.796</b>	<b>5</b>	2.044	0.049	15	144.01
20	3	Mateo Pedeneau (FRA) MHP Racing - TechSolution	HONDA	<b>1:55.060</b>	<b>14</b>	2.308	0.264	18	143.67
21	12	Jacob John Roulstone (AUS) Leopard Impala Junior Team	HONDA	<b>1:55.083</b>	<b>8</b>	2.331	0.023	18	143.65

Fastest time : 1:52.752 in lap 4 by nbr. 80 : David Alonso Gómez (HONDA)

**Publication-time**

Results: <https://livetiming.raceresults.ru/autodromodoalgarve>

Timekeeping by :

Time Printed : 12-07-2020 - 12:38

Clerk of the Course

Timekeeper

Miguel C. Calado Glória



Page 1 of 2

Results remain provisional pending technical examination and decisions from the stewards of the meeting



HEADQUARTERS - Príncipe de Vergara, 183 - 28002 Madrid - Tel: +34 91 782 02 20

www.fimcevrepsol.com



12 - 13 July  
AUTÓDROMO INTERNACIONAL ALGARVE  
FIM CEV REPSOL 2020



## FIM CEV REPSOL 2020

**Hawkers ETC**

**9 - 13 July 2020**

**Result of Qualifying 1 - REVIEWED**

**Autodromo Internacional Algarve - 4592 mtr.**

Pos	Nbr	Name / Entrant	Motorcycle	Fastest	In	Gap	Diff	Laps	Km/h
22	86	Mario Mayor (ES) Leopard Impala Junior Team	HONDA	<b>1:55.112</b>	<b>5</b>	2.360	0.029	17	143.61
23	77	Mattia Volpi (ITA) Sic58 Squadra Corse	HONDA	<b>1:55.115</b>	<b>12</b>	2.363	0.003	15	143.61
24	75	Justin Fokkert (NL) Talent Team	HONDA	<b>1:55.131</b>	<b>12</b>	2.379	0.016	17	143.59
25	27	Romeo Sandoval (ES) Hawkers FI Aro Team	HONDA	<b>1:55.155</b>	<b>5</b>	2.403	0.024	17	143.56
26	72	Oscar Almonacil Carrero (ES) H43 Team Nobby Talasur-Blu	HONDA	<b>1:55.205</b>	<b>17</b>	2.453	0.050	17	143.49
27	36	Sharul Ezwan Sharil (MY) Liqui Moly Intact SIC Junior	HONDA	<b>1:55.244</b>	<b>4</b>	2.492	0.039	14	143.45
28	70	Tyler Scott (USA) Estrella Galicia 0,0 TT	HONDA	<b>1:55.280</b>	<b>6</b>	2.528	0.036	17	143.40
29	62	Blai Trias Molas (ES) Artbox	HONDA	<b>1:55.971</b>	<b>15</b>	3.219	0.691	17	142.55
30	93	Sergio Bernal (ES) JAMT	HONDA	<b>1:56.136</b>	<b>5</b>	3.384	0.165	16	142.34
31	4	Milan Pawelec (POL) Wójcik Racing Junior	HONDA	<b>1:56.237</b>	<b>8</b>	3.485	0.101	18	142.22
32	78	Damian Jigalov (USA) Liqui Moly Intact SIC Jun	HONDA	<b>1:56.567</b>	<b>11</b>	3.815	0.330	15	141.82
33	39	Bartholome Perrin (FRA) Equipe de France GP	HONDA	<b>1:56.616</b>	<b>16</b>	3.864	0.049	17	141.76
34	21	Dean Viñales (ES) MVK Dani Rivas Team	HONDA	<b>1:56.627</b>	<b>2</b>	3.875	0.011	2	141.74
35	11	Amaury Mizera (FRA) MHP Racing - Tech Solutio	HONDA	<b>1:56.921</b>	<b>12</b>	4.169	0.294	17	141.39
36	17	Torin Collins (CAN) Reale Avintia Mta Junior	HONDA	<b>1:57.034</b>	<b>4</b>	4.282	0.113	17	141.25
37	2	Marceau LaPierre (FRA) MVK Dani Rivas Talent Team	HONDA	<b>1:58.428</b>	<b>4</b>	5.676	1.394	18	139.59
38	5	Oleg Pawelec (POL) Wójcik Racing Junior	HONDA	<b>1:58.918</b>	<b>3</b>	6.166	0.490	3	139.01
39	58	Mateusz Pasiuk (POL) Wójcik Racing Junior	HONDA	<b>1:59.057</b>	<b>6</b>	6.305	0.139	13	138.85
40	51	Angelo Tagliarini (ITA) FM Motorsport	HONDA	<b>2:01.713</b>	<b>11</b>	8.961	2.656	17	135.82

Fastest time : 1:52.752 in lap 4 by nbr. 80 : David Alonso Gómez (HONDA)

Results: <https://livetiming.raceresults.ru/autodromodoalgarve>

Timekeeping by :

**Publication-time**

Time Printed : 12-07-2020 - 12:38

Clerk of the Course

Timekeeper

Miguel C. Calado Glória



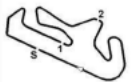
Page 2 of 2

Results remain provisional pending technical examination and decisions from the stewards of the meeting



HEADQUARTERS - Príncipe de Vergara, 183 - 28002 Madrid - Tel: +34 91 782 02 20

[www.fimcevrepsol.com](http://www.fimcevrepsol.com)



# FIM CEV REPSOL 2020

Hawkers ETC

9 - 13 July 2020

Laps and Sector Times - Qualifying 1

Autodromo Internacional Algarve - 4592 mtr.

2 Marceau LaPierre (FRA)										HONDA									
lap	Sect-1	Speed	Sect-2	Speed	Sect-3	Speed	TopSpeed	laptime	pit	lap	Sect-1	Speed	Sect-2	Speed	Sect-3	Speed	Topspeed	laptime	pit
1	Pit Out	79.8	34.487	105.1	45.830			1:59.372		10	40.074	77.9	34.833	101.3	Pit In		213.9	2:07.150	
2	40.198	81.9	33.913	103.9	45.001		212.6	1:59.112		11	Pit Out	85.7	34.158	107.8	45.697			6:03.290	
3	40.092	82.6	33.822	105.5	45.083		214.3	1:58.997		12	39.877	85.4	34.014	106.2	45.062		209.3	1:58.953	
4	39.866	81.3	33.665	107.9	44.897		211.8	<u>1:58.428</u>		13	39.894	84.8	33.818	106.2	44.896		209.3	1:58.608	
5	40.331	80.4	33.620	108.0	44.870		210.9	1:58.821		14	39.793	85.6	<u>33.512</u>	<u>110.2</u>	45.351		213.4	1:58.656	
6	39.392	<u>92.5</u>	34.072	107.5	45.469		215.6	1:58.933		15	39.843	88.9	34.023	104.7	45.088		211.8	1:58.954	
7	<u>39.367</u>	88.2	33.831	107.1	47.082		211.4	2:00.280		16	39.608	86.8	34.258	102.3	47.430		215.1	2:01.296	D
8	39.754	85.2	33.828	105.8	45.154		214.3	1:58.736		17	39.683	92.3	34.516	107.0	45.164		<u>216.0</u>	1:59.363	
9	40.035	86.1	34.106	102.9	<u>44.812</u>		210.9	1:58.953		18	40.069	86.5	33.909	106.6	44.997		207.3	1:58.975	

3 Mateo Pedeneau (FRA)										HONDA									
lap	Sect-1	Speed	Sect-2	Speed	Sect-3	Speed	TopSpeed	laptime	pit	lap	Sect-1	Speed	Sect-2	Speed	Sect-3	Speed	Topspeed	laptime	pit
1	Pit Out	106.4	43.293	100.6	52.482			2:16.604		10	Pit Out	90.7	36.185	107.2	Pit In			7:06.419	
2	39.018	89.1	33.446	108.0	46.272		218.2	1:58.736		11	Pit Out	<u>120.9</u>	40.505	105.9	45.465			2:37.605	
3	38.685	85.4	33.359	105.3	44.368		<u>222.2</u>	1:56.412		12	38.926	87.8	<u>32.698</u>	106.6	43.781		215.6	1:55.405	
4	<u>38.677</u>	91.1	34.597	<u>110.8</u>	45.540		216.9	1:58.814		13	38.951	89.0	32.754	106.6	<u>43.447</u>		216.9	1:55.152	
5	39.357	87.8	32.992	105.9	44.077		212.2	1:56.426		14	38.735	86.3	32.792	106.7	43.533		216.9	<u>1:55.060</u>	
6	40.340	89.9	34.760	109.3	43.740		213.9	1:58.840		15	38.728	88.7	32.965	105.6	43.816		214.7	1:55.509	
7	38.745	91.4	32.907	103.7	43.818		213.9	1:55.470		16	43.870	87.6	33.316	103.2	44.261		213.9	2:01.447	
8	40.715	85.6	33.951	106.7	51.242		213.4	2:05.908		17	39.249	88.8	32.905	106.6	43.729		209.7	1:55.883	
9	39.862	91.0	33.999	107.8	Pit In		214.3	2:07.330		18	41.602	83.1	34.891	104.0	45.703		212.6	2:02.196	

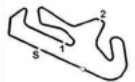
4 Milan Pawelec (POL)										HONDA									
lap	Sect-1	Speed	Sect-2	Speed	Sect-3	Speed	TopSpeed	laptime	pit	lap	Sect-1	Speed	Sect-2	Speed	Sect-3	Speed	Topspeed	laptime	pit
1	Pit Out	78.1	34.183	101.6	44.626			1:58.720		10	Pit Out	83.3	33.332	105.5	44.639			7:27.750	
2	39.817	82.8	33.797	92.9	44.042		216.9	1:57.656		11	39.821	84.7	33.355	103.7	43.998		205.7	1:57.174	
3	39.473	85.2	33.351	101.1	<u>43.617</u>		<u>220.9</u>	1:56.441		12	39.867	79.5	33.545	98.9	44.157		219.5	1:57.569	
4	39.094	91.0	35.556	94.6	Pit In		218.6	2:09.567		13	39.159	86.4	33.429	99.1	43.885		219.5	1:56.473	
5	Pit Out	81.5	34.739	93.8	44.094			2:31.148		14	39.429	84.4	33.388	101.7	45.815		220.0	1:58.632	
6	39.189	85.9	33.754	100.2	44.537		219.1	1:57.480		15	39.531	85.2	33.662	99.1	44.697		213.4	1:57.890	
7	39.576	86.3	33.150	98.9	43.858		208.1	1:56.584		16	40.648	85.8	33.741	102.7	43.711		215.1	1:58.100	
8	<u>38.792</u>	89.9	33.671	102.0	43.774		219.5	<u>1:56.237</u>		17	39.646	82.8	33.319	103.8	44.065		218.6	1:57.030	
9	39.230	88.1	35.600	96.5	Pit In		216.4	2:09.914		18	39.642	85.7	<u>33.140</u>	105.9	43.638		211.8	1:56.420	

5 Oleg Pawelec (POL)										HONDA									
lap	Sect-1	Speed	Sect-2	Speed	Sect-3	Speed	TopSpeed	laptime	pit	lap	Sect-1	Speed	Sect-2	Speed	Sect-3	Speed	Topspeed	laptime	pit
1	Pit Out	77.9	35.821	91.6	45.746			2:01.350		3	40.148	<u>86.1</u>	34.185	<u>98.6</u>	<u>44.585</u>		211.4	1:58.918	
2	40.120	85.4	34.571	92.3	44.968		210.9	1:59.659		4									

7 Filippo Farioli (ITA)										HONDA									
lap	Sect-1	Speed	Sect-2	Speed	Sect-3	Speed	TopSpeed	laptime	pit	lap	Sect-1	Speed	Sect-2	Speed	Sect-3	Speed	Topspeed	laptime	pit
1	Pit Out	75.2	34.936	105.1	Pit In			2:13.662		9	Pit Out	92.7	32.923	<u>118.4</u>	43.807			9:51.285	
2	Pit Out	91.6	33.200	111.9	43.927			2:51.555		10	<u>38.425</u>	95.2	32.608	117.4	43.596		216.9	1:54.629	
3	38.600	89.7	33.031	108.0	43.851		216.9	1:55.482		11	38.426	93.8	<u>32.513</u>	115.6	<u>43.387</u>		217.3	<u>1:54.326</u>	
4	38.772	91.9	32.784	112.4	43.529		211.8	1:55.085	D	12	38.738	91.0	33.234	109.2	49.097		218.2	2:01.069	
5	38.756	91.1	33.458	109.0	44.326		214.7	1:56.540		13	38.772	94.2	32.574	<u>118.4</u>	43.435		212.6	1:54.781	D
6	39.102	91.5	32.794	108.4	43.801		209.3	1:55.697		14	38.658	95.4	32.781	110.9	43.668		<u>218.6</u>	1:55.107	
7	39.048	97.1	36.962	114.4	44.297		210.9	2:00.307		15	38.624	<u>131.1</u>	38.229	116.3	43.410		207.7	2:00.263	
8	39.157	95.4	33.071	105.6	Pit In		210.5	2:07.558		16									

10 Adrian Cruces (ES)										HONDA									
lap	Sect-1	Speed	Sect-2	Speed	Sect-3	Speed	TopSpeed	laptime	pit	lap	Sect-1	Speed	Sect-2	Speed	Sect-3	Speed	Topspeed	laptime	pit
1	Pit Out	86.8	33.850	110.9	44.464			1:58.510		10	38.432	92.9	32.802	105.3	43.537		220.4	1:54.771	
2	38.844	93.9	33.008	116.0	43.487		221.3	1:55.339		11	38.417	94.7	32.568	112.0	Pit In		220.0	2:03.096	
3	38.466	92.8	32.665	109.5	43.681		222.7	1:54.812		12	Pit Out	96.0	33.219	117.6	43.803			9:12.154	
4	38.282	95.3	<u>32.329</u>	112.4	<u>42.890</u>		221.3	1:53.501	D	13	38.507	92.0	32.601	113.8	43.370		219.5	1:54.478	
5	38.482	93.8	32.733	<u>118.3</u>	43.420		219.5	1:54.635	D	14	38.657	93.7	32.694	115.4	43.412		216.4	1:54.763	
6	38.694	<u>96.2</u>	32.452	116.3	43.582		216.9	1:54.728	D	15	38.673	92.9	32.944	115.1	43.844		220.9	1:55.461	
7	38.403	<u>96.2</u>	32.597	112.4	43.246		224.1	<u>1:54.246</u>		16	39.219	95.7	32.695	115.0	43.741		210.1	1:55.655	





## FIM CEV REPSOL 2020

### Hawkers ETC

9 - 13 July 2020

### Laps and Sector Times - Qualifying 1

Autodromo Internacional Algarve - 4592 mtr.

<b>8</b>	<u>38.215</u>	95.2	33.044	104.9	43.787	<u>224.5</u>	1:55.046	<b>D</b>	<b>17</b>	39.046	93.8	32.623	115.8	43.505	211.4	1:55.174
<b>9</b>	38.595	94.2	32.989	111.1	44.105	224.1	1:55.689		<b>18</b>							

<b>11 Amaury Mizera (FRA)</b>									<b>HONDA</b>										
lap	Sect-1	Speed	Sect-2	Speed	Sect-3	Speed	TopSpeed	laptime	pit	lap	Sect-1	Speed	Sect-2	Speed	Sect-3	Speed	Top speed	laptime	pit
<b>1</b>	Pit Out	80.5	36.020	100.0	46.021			2:02.619		<b>10</b>	Pit Out	78.8	34.310	103.9	45.016			8:52.507	
<b>2</b>	39.992	82.8	34.889	97.6	45.125		222.7	2:00.006		<b>11</b>	39.827	86.7	33.602	101.4	44.262		216.9	1:57.691	
<b>3</b>	39.576	87.7	33.685	99.4	44.303		<u>223.6</u>	1:57.564		<b>12</b>	39.493	87.2	33.323	<u>109.6</u>	44.105		222.7	<u>1:56.921</u>	
<b>4</b>	39.445	86.3	33.480	97.6	44.260		222.7	1:57.185		<b>13</b>	43.755	87.7	34.478	104.1	44.742		221.8	2:02.975	
<b>5</b>	39.620	86.4	33.366	104.9	44.267		222.2	1:57.253		<b>14</b>	39.697	87.6	33.363	106.5	44.393		219.1	1:57.453	
<b>6</b>	39.916	89.6	33.388	99.2	45.565		218.6	1:58.869		<b>15</b>	40.504	86.4	34.001	100.7	44.503		220.4	1:59.008	
<b>7</b>	39.635	87.4	33.487	95.6	47.679		219.5	2:00.801		<b>16</b>	39.603	86.9	<u>33.286</u>	107.1	44.554		221.3	1:57.443	
<b>8</b>	39.584	89.0	33.724	101.5	44.662		220.9	1:57.970		<b>17</b>	<u>39.329</u>	<u>90.7</u>	33.622	106.2	<u>44.098</u>		215.6	1:57.049	
<b>9</b>	41.214	85.8	35.487	100.1	Pit In		217.3	2:10.610		<b>18</b>									

<b>12 Jacob John Roulstone (AUS)</b>									<b>HONDA</b>										
lap	Sect-1	Speed	Sect-2	Speed	Sect-3	Speed	TopSpeed	laptime	pit	lap	Sect-1	Speed	Sect-2	Speed	Sect-3	Speed	Top speed	laptime	pit
<b>1</b>	Pit Out	77.7	35.674	102.4	50.518			2:07.405		<b>10</b>	39.652	97.2	33.244	111.6	44.913		211.8	1:57.809	
<b>2</b>	38.697	93.3	32.900	107.1	43.673		222.7	1:55.270		<b>11</b>	38.706	<u>110.5</u>	40.825	105.7	Pit In		212.2	2:13.829	
<b>3</b>	<u>38.299</u>	86.9	32.976	108.4	<u>43.362</u>		226.4	1:54.637	<b>D</b>	<b>12</b>	Pit Out	92.8	34.505	101.0	45.193			2:16.521	
<b>4</b>	40.726	100.4	34.110	113.8	Pit In		220.4	2:07.739		<b>13</b>	38.639	98.8	33.329	<u>119.5</u>	44.498		225.5	1:56.466	
<b>5</b>	Pit Out	97.4	33.235	115.1	44.194			4:29.399		<b>14</b>	40.923	97.2	33.344	114.2	43.930		214.3	1:58.197	
<b>6</b>	38.663	95.5	35.432	106.1	Pit In		217.3	2:06.801		<b>15</b>	38.517	96.0	32.979	114.4	43.913		218.2	1:55.409	<b>D</b>
<b>7</b>	Pit Out	93.8	<u>32.798</u>	117.1	43.760			3:33.375		<b>16</b>	39.538	102.7	34.823	109.3	44.326		217.3	1:58.687	<b>D</b>
<b>8</b>	38.435	93.6	32.938	111.9	43.710		<u>226.9</u>	<u>1:55.083</u>		<b>17</b>	38.782	100.2	33.110	117.9	44.167		213.4	1:56.059	
<b>9</b>	38.540	95.5	32.870	112.6	43.833		218.6	1:55.243		<b>18</b>	38.810	94.6	33.309	111.5	43.867		213.9	1:55.986	

<b>13 Marco Tapia Horcas (ES)</b>									<b>HONDA</b>										
lap	Sect-1	Speed	Sect-2	Speed	Sect-3	Speed	TopSpeed	laptime	pit	lap	Sect-1	Speed	Sect-2	Speed	Sect-3	Speed	Top speed	laptime	pit
<b>1</b>	Pit Out	81.5	34.862	101.5	Pit In			2:14.533		<b>9</b>	38.242	97.8	33.676	113.9	Pit In		216.0	2:10.180	
<b>2</b>	Pit Out	95.4	33.395	108.5	49.286			2:43.192		<b>10</b>	Pit Out	<u>102.9</u>	34.369	116.5	43.605			8:15.876	
<b>3</b>	38.425	92.6	32.374	118.2	44.891		222.7	1:55.690		<b>11</b>	38.457	91.8	32.535	118.4	43.248		216.9	1:54.240	
<b>4</b>	38.558	90.6	33.328	102.3	46.071		218.6	1:57.957		<b>12</b>	38.329	91.8	<u>32.316</u>	117.9	<u>43.070</u>		218.6	1:53.715	
<b>5</b>	38.497	92.7	32.485	114.8	43.377		218.6	1:54.359		<b>13</b>	<u>37.961</u>	90.8	32.502	115.3	43.152		<u>223.6</u>	<u>1:53.615</u>	
<b>6</b>	38.383	92.4	32.604	113.3	43.216		217.7	1:54.203		<b>14</b>	38.056	93.3	32.424	<u>122.7</u>	43.403		222.2	1:53.883	
<b>7</b>	38.817	91.0	32.944	113.4	44.045		218.6	1:55.806	<b>D</b>	<b>15</b>	40.094	93.8	32.448	114.8	43.368		216.0	1:55.910	<b>D</b>
<b>8</b>	38.461	94.6	32.391	115.3	43.415		218.2	1:54.267		<b>16</b>	40.138	98.5	35.335	116.8	43.222		214.7	1:58.695	

<b>17 Torin Collins (CAN)</b>									<b>HONDA</b>										
lap	Sect-1	Speed	Sect-2	Speed	Sect-3	Speed	TopSpeed	laptime	pit	lap	Sect-1	Speed	Sect-2	Speed	Sect-3	Speed	Top speed	laptime	pit
<b>1</b>	Pit Out	86.4	34.655	102.4	44.670			1:57.073		<b>10</b>	39.719	93.7	33.575	109.5	44.493		202.6	1:57.787	
<b>2</b>	40.314	89.0	33.658	109.9	44.104		207.3	1:58.076		<b>11</b>	40.022	90.8	33.669	107.5	Pit In		203.4	2:05.356	
<b>3</b>	39.622	89.0	<u>33.524</u>	107.1	44.336		210.1	1:57.482		<b>12</b>	Pit Out	91.7	33.574	<u>115.8</u>	44.443			8:10.550	
<b>4</b>	<u>39.239</u>	88.9	33.652	101.7	44.143		210.5	<u>1:57.034</u>		<b>13</b>	39.713	93.7	33.715	112.3	44.194		204.5	1:57.622	
<b>5</b>	39.743	92.7	33.546	103.0	<u>43.791</u>		209.3	1:57.080		<b>14</b>	39.592	93.3	33.569	110.3	44.242		206.1	1:57.403	
<b>6</b>	39.376	90.0	33.542	102.6	44.132		<u>212.6</u>	1:57.050		<b>15</b>	39.404	<u>94.3</u>	33.652	107.9	44.317		204.2	1:57.373	
<b>7</b>	39.556	89.6	33.658	102.2	44.281		208.1	1:57.495		<b>16</b>	42.015	93.7	33.799	109.3	50.292		206.1	2:06.106	
<b>8</b>	39.704	87.2	33.631	105.1	Pit In		203.0	2:10.284		<b>17</b>	39.946	93.0	33.807	102.8	44.339		203.8	1:58.092	
<b>9</b>	Pit Out	89.9	33.792	106.4	44.619			2:19.923		<b>18</b>									

<b>18 Angel Piqueras Garcí (ES)</b>									<b>HONDA</b>										
lap	Sect-1	Speed	Sect-2	Speed	Sect-3	Speed	TopSpeed	laptime	pit	lap	Sect-1	Speed	Sect-2	Speed	Sect-3	Speed	Top speed	laptime	pit
<b>1</b>	Pit Out	81.1	36.959	100.2	47.007			2:06.527		<b>10</b>	40.202	95.7	32.636	112.0	44.084		211.4	1:56.922	
<b>2</b>	38.355	95.0	32.691	111.0	43.121		<u>223.1</u>	1:54.167		<b>11</b>	38.315	96.0	32.502	<u>116.5</u>	43.215		213.9	1:54.032	
<b>3</b>	38.534	96.3	32.816	111.3	43.246		217.3	1:54.596		<b>12</b>	39.096	98.8	33.563	114.3	44.905		213.9	1:57.564	
<b>4</b>	38.744	92.2	32.637	114.5	43.662		221.3	1:55.043		<b>13</b>	38.346	95.7	32.507	115.3	43.047		213.4	1:53.900	
<b>5</b>	38.670	96.5	32.644	109.9	<u>42.997</u>		218.6	1:54.311		<b>14</b>	39.088	96.2	33.271	108.9	Pit In		211.4	2:05.771	
<b>6</b>	<u>38.090</u>	95.7	<u>32.415</u>	113.6	43.272		218.6	<u>1:53.777</u>		<b>15</b>	Pit Out	98.1	33.732	105.6	46.924			2:33.209	
<b>7</b>	38.499	99.3	35.955	94.2	43.605		212.2	1:58.059		<b>16</b>	40.301	93.1	32.914	109.5	43.561		220.4	1:56.776	
<b>8</b>	39.945	87.7	33.880	107.8	Pit In		213.4	2:06.924		<b>17</b>	38.546	96.2	32.528	116.1	43.559		209.7	1:54.633	
<b>9</b>	Pit Out	89.1	37.877	96.7	52.139			5:49.789		<b>18</b>	38.433	99.4	32.762	112.3	43.322		207.7	1:54.517	



# FIM CEV REPSOL 2020

## Hawkers ETC

9 - 13 July 2020

### Laps and Sector Times - Qualifying 1

Autodromo Internacional Algarve - 4592 mtr.

21 Dean Viñales (ES)									HONDA								
lap	Sect-1	Speed	Sect-2	Speed	Sect-3	Speed	TopSpeed	laptime pit	lap	Sect-1	Speed	Sect-2	Speed	Sect-3	Speed	TopSpeed	laptime pit
1	Pit Out	81.6	33.861	110.3	44.375			1:55.737	2	39.297	83.9	33.169	114.4	44.161		215.6	1:56.627

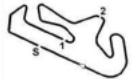
27 Romeo Sandoval (ES)									HONDA								
lap	Sect-1	Speed	Sect-2	Speed	Sect-3	Speed	TopSpeed	laptime pit	lap	Sect-1	Speed	Sect-2	Speed	Sect-3	Speed	TopSpeed	laptime pit
1	Pit Out	89.3	34.589	100.7	44.487			1:57.475	10	39.588	87.4	33.891	104.4	Pit In		219.1	2:05.882
2	39.632	87.4	33.416	101.4	44.106		221.3	1:57.154	11	Pit Out	88.8	34.907	113.0	45.288			7:49.398
3	40.055	99.2	39.804	100.7	43.970		220.0	2:03.829	12	40.154	89.3	33.196	107.2	43.556		220.4	1:56.906
4	39.092	87.2	32.983	103.2	43.350		220.4	1:55.425	13	39.135	93.1	33.007	108.0	43.919		216.9	1:56.061
5	38.870	89.6	32.873	103.3	43.412		216.9	1:55.155	14	38.870	88.9	33.049	102.4	43.982		217.3	1:55.901
6	39.074	97.8	33.768	106.1	43.808		218.6	1:56.650	15	38.882	88.1	33.348	102.4	43.848		218.6	1:56.078
7	39.082	89.8	33.096	99.8	43.524		219.1	1:55.702	16	39.352	89.9	33.762	102.6	44.456		218.2	1:57.570
8	39.046	88.6	33.070	103.5	43.887		219.1	1:56.003	17	39.574	92.6	33.732	106.0	44.683		213.9	1:57.989
9	38.976	89.8	33.228	100.7	43.729		216.9	1:55.933	18								

29 Harrison Voight (AUS)									HONDA								
lap	Sect-1	Speed	Sect-2	Speed	Sect-3	Speed	TopSpeed	laptime pit	lap	Sect-1	Speed	Sect-2	Speed	Sect-3	Speed	TopSpeed	laptime pit
1	Pit Out	74.6	35.799	106.6	46.113			2:05.695	11	Pit Out	89.8	33.324	114.2	44.030			5:03.900
2	39.813	84.0	33.394	115.1	43.463		211.4	1:56.670	12	38.952	97.5	33.209	111.3	43.831		209.3	1:55.992
3	39.080	90.2	32.994	111.8	43.634		215.1	1:55.708	13	39.012	87.7	32.701	112.9	43.550		214.3	1:55.263
4	38.437	108.8	37.129	115.1	43.673		219.1	1:59.239	14	40.737	86.4	34.019	114.6	Pit In		209.7	2:05.903
5	38.777	93.1	32.803	114.4	43.380		215.6	1:54.960	15	Pit Out	86.5	34.194	109.3	43.857			2:47.840
6	38.959	90.8	32.660	116.4	43.490		213.9	1:55.109	16	38.769	93.8	34.139	103.1	46.903		213.0	1:59.811
7	38.774	97.0	33.028	104.7	43.765		214.3	1:55.567	17	39.795	90.2	33.391	112.1	43.910		211.4	1:57.096
8	44.687	91.1	33.290	114.8	43.694		211.8	2:01.671	18	38.786	92.5	32.683	119.7	43.373		214.3	1:54.842
9	38.903	93.5	32.775	111.0	43.480		219.1	1:55.158	19	38.553	96.2	32.719	115.9	43.083		216.4	1:54.355
10	45.809	82.6	35.556	107.2	Pit In		210.5	2:14.190	20								

30 Collin Veijer (NL)									HONDA								
lap	Sect-1	Speed	Sect-2	Speed	Sect-3	Speed	TopSpeed	laptime pit	lap	Sect-1	Speed	Sect-2	Speed	Sect-3	Speed	TopSpeed	laptime pit
1	Pit Out	86.8	34.124	109.9	44.497			1:57.499	10	Pit Out	88.7	33.001	111.3	44.006			8:41.133
2	39.019	87.6	35.447	96.3	48.448		214.3	2:02.914	11	38.589	91.6	32.508	110.0	43.271		215.1	1:54.368 D
3	38.824	88.6	32.770	109.4	43.281		222.2	1:54.875	12	38.276	93.2	32.551	110.1	43.547		219.5	1:54.374
4	38.479	90.6	32.540	111.6	43.164		220.9	1:54.183	13	38.215	94.2	32.490	108.1	43.239		220.0	1:53.944
5	38.316	93.2	32.559	113.6	43.183		220.0	1:54.058	14	38.298	97.3	34.671	102.9	48.232		220.0	2:01.201
6	38.314	91.4	32.884	104.8	43.550		222.7	1:54.748	15	40.115	89.6	32.916	110.4	43.979		219.5	1:57.010
7	38.660	90.8	32.631	114.3	43.865		216.4	1:55.156	16	38.582	87.0	32.903	114.9	43.739		223.1	1:55.224
8	38.805	91.8	32.518	113.4	43.355		213.9	1:54.678	17	38.245	105.2	34.097	109.4	44.547		217.7	1:56.889
9	40.348	90.8	33.943	105.6	Pit In		220.9	2:06.489	18								

36 Sharul Ezwan Sharil (MY)									HONDA								
lap	Sect-1	Speed	Sect-2	Speed	Sect-3	Speed	TopSpeed	laptime pit	lap	Sect-1	Speed	Sect-2	Speed	Sect-3	Speed	TopSpeed	laptime pit
1	Pit Out	79.8	42.260	93.3	49.829			2:19.039	8	Pit Out	86.3	35.356	110.4	46.407			13:49.263
2	39.727	87.2	33.614	111.1	44.544		214.3	1:57.885	9	39.882	88.7	33.560	113.6	45.431		213.9	1:58.873
3	39.497	90.7	33.654	102.4	43.888		215.6	1:57.039	10	41.343	91.1	33.689	106.8	52.151		218.2	2:07.183
4	38.623	92.4	32.701	114.3	43.920		217.3	1:55.244	11	39.198	89.5	33.240	115.9	44.204		216.0	1:56.642
5	38.673	91.8	32.881	114.9	43.751		222.7	1:55.305	12	38.996	90.1	35.311	98.5	46.325		219.5	2:00.632
6	38.738	92.5	33.142	117.4	44.306		219.5	1:56.186	13	39.424	89.6	33.155	115.5	44.564		212.6	1:57.143
7	40.008	92.9	35.075	105.0	Pit In		216.4	2:08.842	14	42.525	85.0	36.076	106.6	46.308		211.8	2:04.909

38 Juan Rodríguez (ES)									HONDA								
lap	Sect-1	Speed	Sect-2	Speed	Sect-3	Speed	TopSpeed	laptime pit	lap	Sect-1	Speed	Sect-2	Speed	Sect-3	Speed	TopSpeed	laptime pit
1	Pit Out	84.2	33.711	111.3	44.331			1:58.455	10	38.730	93.6	32.839	117.0	43.417		213.9	1:54.986
2	38.999	91.1	32.878	114.8	43.428		219.1	1:55.305	11	38.678	93.5	32.637	113.1	Pit In		216.9	2:03.127
3	38.615	94.5	32.809	111.9	43.294		217.7	1:54.718	12	Pit Out	93.3	33.042	114.2	43.397			9:12.593
4	38.615	91.2	32.743	113.6	43.378		220.0	1:54.736	13	38.290	92.2	32.714	120.9	43.454		220.4	1:54.458
5	38.561	92.5	32.642	116.5	43.144		219.1	1:54.347	14	38.454	94.2	32.799	115.9	43.385		217.7	1:54.638
6	38.371	92.8	32.596	117.6	43.122		220.0	1:54.089	15	39.226	86.8	33.011	112.4	43.516		216.4	1:55.753
7	38.182	93.5	32.584	111.6	43.103		217.7	1:53.869	16	39.301	92.4	32.751	114.9	43.665		212.6	1:55.717



## FIM CEV REPSOL 2020

Hawkers ETC

9 - 13 July 2020

Laps and Sector Times - Qualifying 1

Autodromo Internacional Algarve - 4592 mtr.

8	38.388	92.5	32.956	107.2	43.582	220.0	1:54.926	17	39.232	92.6	32.906	115.1	43.069	218.2	1:55.207
9	38.495	92.2	32.950	117.4	43.618	219.1	1:55.063	18							

39 Bartholome Perrin (FRA)									HONDA										
lap	Sect-1	Speed	Sect-2	Speed	Sect-3	Speed	TopSpeed	laptime	pit	lap	Sect-1	Speed	Sect-2	Speed	Sect-3	Speed	TopSpeed	laptime	pit
1	39.344	90.7	33.293	113.7	44.223		211.4	1:56.860		10	39.747	90.1	33.163	113.1	44.170		203.8	1:57.080	
2	39.367	89.4	33.401	114.2	43.932		219.1	1:56.700		11	40.076	89.5	36.193	111.3	49.207		203.8	2:05.476	
3	40.491	87.0	34.483	108.8	48.027		210.9	2:03.001		12	39.462	92.0	33.238	112.6	44.286		211.4	1:56.986	D
4	39.624	90.5	33.588	109.3	53.169		206.1	2:06.381		13	40.957	87.0	34.780	108.8	Pit In		204.9	2:07.845	
5	39.000	90.2	33.719	108.4	43.904		216.9	1:56.623	D	14	Pit Out	88.2	34.393	108.3	46.693			4:24.719	
6	41.256	90.5	33.460	106.3	44.407		208.1	1:59.123		15	39.966	87.7	33.507	109.1	44.146		213.0	1:57.619	
7	39.212	87.8	33.119	110.8	Pit In		208.9	2:06.397		16	39.446	85.4	33.207	113.7	43.963		204.5	1:56.616	
8	Pit Out	92.6	43.458	109.9	44.549			5:18.749		17	39.582	90.0	33.182	113.0	44.028		202.6	1:56.792	
9	39.837	90.5	33.142	113.0	44.682		204.9	1:57.661		18									

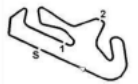
44 Hugo Millan Gracia (ES)									HONDA										
lap	Sect-1	Speed	Sect-2	Speed	Sect-3	Speed	TopSpeed	laptime	pit	lap	Sect-1	Speed	Sect-2	Speed	Sect-3	Speed	TopSpeed	laptime	pit
1	Pit Out	84.2	33.686	104.4	44.377			2:00.840		10	38.667	97.4	33.006	114.5	43.775		213.4	1:55.448	
2	38.992	90.5	32.833	111.6	43.593		217.7	1:55.418		11	40.269	88.5	33.617	106.4	Pit In		211.4	2:10.959	
3	38.460	95.2	32.738	110.8	43.516		223.6	1:54.714		12	Pit Out	92.3	33.241	113.7	43.558			8:55.074	
4	39.208	92.5	32.912	112.0	43.440		220.4	1:55.560		13	39.154	97.0	32.857	117.4	43.637		216.4	1:55.648	
5	38.280	93.4	32.975	113.2	43.580		220.0	1:54.835		14	38.253	96.9	32.925	115.5	43.445		220.4	1:54.623	
6	38.772	98.5	35.215	112.7	43.868		220.4	1:57.855		15	38.713	92.9	32.758	114.0	43.129		216.4	1:54.600	
7	39.761	89.6	33.777	109.5	43.923		222.2	1:57.461		16	38.838	93.4	32.675	110.2	43.479		217.3	1:54.992	
8	38.867	96.4	32.747	117.5	43.817		212.2	1:55.431		17	39.125	92.5	32.658	116.5	43.316		216.4	1:55.099	
9	38.988	98.8	32.796	120.1	44.022		210.1	1:55.806		18									

48 Iván Ortolá Díez (ES)									HONDA										
lap	Sect-1	Speed	Sect-2	Speed	Sect-3	Speed	TopSpeed	laptime	pit	lap	Sect-1	Speed	Sect-2	Speed	Sect-3	Speed	TopSpeed	laptime	pit
1	Pit Out	77.9	35.020	104.0	Pit In			2:14.563		9	Pit Out	94.5	32.928	112.1	43.159			8:16.155	
2	Pit Out	92.5	33.489	110.0	44.875			2:40.788		10	38.351	93.2	32.261	118.8	43.049		217.7	1:53.661	
3	38.092	94.5	32.399	117.6	43.944		219.5	1:54.435		11	38.098	94.3	32.286	114.6	43.355		216.0	1:53.739	
4	38.329	93.1	32.528	115.8	43.475		216.0	1:54.332		12	38.467	90.6	32.524	113.9	47.572		216.0	1:58.563	
5	38.420	89.9	32.816	113.8	43.243		217.3	1:54.479		13	37.982	91.7	33.864	108.3	52.626		220.4	2:04.472	
6	38.280	93.6	32.257	116.3	43.373		217.3	1:53.910		14	38.258	95.8	32.446	114.4	43.053		219.5	1:53.757	
7	38.431	96.6	32.988	113.1	44.254		220.4	1:55.673		15	39.016	88.8	32.997	107.1	44.511		224.1	1:56.524	
8	40.397	90.1	34.542	108.2	Pit In		216.9	2:09.205		16	38.249	94.2	32.328	115.9	43.384		216.0	1:53.961	

49 Julio Garcia (ES)									HONDA										
lap	Sect-1	Speed	Sect-2	Speed	Sect-3	Speed	TopSpeed	laptime	pit	lap	Sect-1	Speed	Sect-2	Speed	Sect-3	Speed	TopSpeed	laptime	pit
1	Pit Out	75.5	35.127	104.9	Pit In			2:13.792		8	38.590	92.1	32.798	114.4	Pit In		218.2	2:04.812	
2	Pit Out	88.4	32.924	112.5	43.669			2:44.686		9	Pit Out	83.1	37.509	96.5	52.303			5:23.291	
3	38.555	91.8	32.399	115.0	44.230		222.7	1:55.184		10	38.862	90.2	32.912	112.1	43.928		215.6	1:55.702	
4	38.722	90.6	32.889	114.2	45.975		213.9	1:57.586		11	38.997	91.9	32.929	116.9	43.146		211.8	1:55.072	D
5	38.912	88.1	32.831	114.0	43.516		215.6	1:55.259		12	38.635	96.6	33.576	119.2	45.198		213.0	1:57.409	
6	38.673	93.1	32.415	112.9	43.112		216.0	1:54.200		13	38.619	90.9	32.425	115.9	43.206		213.9	1:54.250	
7	38.440	93.2	32.744	115.4	43.651		220.0	1:54.835		14	39.040	89.3	33.251	112.4	Pit In		219.1	2:05.313	

51 Angelo Tagliarini (ITA)									HONDA										
lap	Sect-1	Speed	Sect-2	Speed	Sect-3	Speed	TopSpeed	laptime	pit	lap	Sect-1	Speed	Sect-2	Speed	Sect-3	Speed	TopSpeed	laptime	pit
1	Pit Out	69.6	38.132	95.4	48.968			2:11.886		10	41.422	80.1	35.069	103.9	46.305		202.2	2:02.796	
2	42.010	76.8	35.755	99.3	46.837		203.4	2:04.602		11	40.734	84.0	34.994	102.8	45.985		203.0	2:01.713	
3	41.310	82.1	36.292	94.5	46.951		209.7	2:04.553		12	41.051	82.6	35.229	100.2	Pit In		201.1	2:16.011	
4	41.263	79.6	35.466	100.9	46.987		206.5	2:03.716		13	Pit Out	78.9	35.544	105.9	47.360			3:23.595	
5	41.634	79.5	35.343	98.7	47.018		207.7	2:03.995		14	41.020	81.8	34.760	107.8	46.090		204.9	2:01.870	
6	41.331	82.4	35.462	102.6	46.460		207.7	2:03.253		15	40.947	80.5	34.742	103.3	46.276		203.8	2:01.965	
7	41.195	80.7	35.158	101.2	46.221		203.8	2:02.574		16	42.791	81.4	35.025	103.4	46.570		201.9	2:04.386	
8	41.623	82.1	35.480	97.3	Pit In		203.0	2:11.678		17	41.213	79.8	35.249	102.4	46.379		201.5	2:02.841	
9	Pit Out	80.3	35.912	99.4	46.847			6:15.386		18									





## FIM CEV REPSOL 2020

Hawkers ETC

Laps and Sector Times - Qualifying 1

9 - 13 July 2020

Autodromo Internacional Algarve - 4592 mtr.

54 Alberto Ferrandez (ES)										HONDA									
lap	Sect-1	Speed	Sect-2	Speed	Sect-3	Speed	TopSpeed	laptime	pit	lap	Sect-1	Speed	Sect-2	Speed	Sect-3	Speed	Topspeed	laptime	pit
1	Pit Out	87.2	33.938	99.1	44.365			1:58.557		10	38.659	89.4	32.932	106.0	43.275		224.5	1:54.866	
2	38.391	90.6	32.962	104.1	43.186		223.6	1:54.539		11	38.238	91.8	32.333	106.2	42.967		220.9	1:53.538	
3	38.050	93.7	32.426	105.9	<u>42.778</u>		222.2	<u>1:53.254</u>		12	38.722	90.1	32.905	107.5	Pit In		218.2	2:04.537	
4	38.420	91.4	32.492	102.7	42.852		218.6	1:53.764		13	Pit Out	88.5	34.451	103.9	43.419			7:20.025	
5	38.345	94.2	32.477	105.3	42.842		216.9	1:53.664		14	38.248	92.5	32.336	108.3	42.853		220.0	1:53.437	
6	39.121	91.3	33.566	<u>108.8</u>	44.015		217.3	1:56.702	D	15	<u>37.958</u>	<u>97.6</u>	32.670	108.5	43.060		223.1	1:53.688	
7	38.196	93.3	<u>32.317</u>	105.9	42.979		222.2	1:53.492		16	38.853	85.2	33.127	104.7	43.049		220.0	1:55.029	
8	38.910	86.8	33.059	104.3	43.517		217.7	1:55.486		17	38.623	91.9	32.540	103.0	44.463		216.4	1:55.626	
9	38.547	89.0	32.903	108.0	44.175		218.2	1:55.625		18	39.644	85.4	32.909	108.7	44.958		216.9	1:57.511	

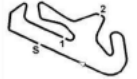
55 Noah Dettwiler (CH)										HONDA									
lap	Sect-1	Speed	Sect-2	Speed	Sect-3	Speed	TopSpeed	laptime	pit	lap	Sect-1	Speed	Sect-2	Speed	Sect-3	Speed	Topspeed	laptime	pit
1	Pit Out	77.6	35.770	100.7	50.471			2:07.765		9	Pit Out	90.9	33.394	108.2	48.303			10:28.855	
2	38.921	88.3	33.066	114.5	43.504		218.6	1:55.491		10	38.626	<u>96.8</u>	33.517	120.4	44.105		212.6	1:56.248	
3	38.963	85.0	33.271	114.0	43.506		217.7	1:55.740		11	38.583	93.6	33.008	112.0	43.567		215.6	1:55.158	
4	38.584	93.1	32.927	119.3	43.965		<u>219.1</u>	1:55.476		12	38.546	90.8	32.823	112.3	43.836		214.7	1:55.205	
5	38.955	91.1	32.984	118.4	43.715		210.1	1:55.654	D	13	<u>38.362</u>	94.4	33.012	114.0	<u>43.373</u>		217.7	<u>1:54.747</u>	
6	39.194	91.8	32.946	<u>121.9</u>	47.740		215.6	1:59.880		14	38.729	92.4	32.823	114.5	43.703		218.2	1:55.255	
7	38.536	91.9	33.010	116.6	43.847		218.2	1:55.393		15	39.171	93.9	32.938	117.0	43.858		218.2	1:55.967	
8	39.159	92.7	33.046	115.3	Pit In		218.2	2:01.972		16	39.069	91.1	<u>32.774</u>	113.0	43.562		214.3	1:55.405	

58 Mateusz Pasiuk (POL)										HONDA									
lap	Sect-1	Speed	Sect-2	Speed	Sect-3	Speed	TopSpeed	laptime	pit	lap	Sect-1	Speed	Sect-2	Speed	Sect-3	Speed	Topspeed	laptime	pit
1	Pit Out	77.1	36.249	101.3	46.083			2:04.628		8	<u>39.889</u>	<u>96.0</u>	34.335	105.1	44.911		206.5	1:59.135	
2	40.963	80.8	35.110	101.4	45.480		207.3	2:01.553		9	40.012	94.9	34.776	106.8	45.544		204.9	2:00.332	
3	40.958	80.5	34.060	105.2	45.368		206.5	2:00.386		10	40.420	88.7	34.456	104.9	45.577		204.5	2:00.453	
4	40.168	89.8	34.230	106.2	<u>44.780</u>		210.1	1:59.178		11	40.673	88.8	35.178	105.5	Pit In		204.2	2:09.752	
5	40.165	83.6	34.157	<u>110.1</u>	44.909		<u>210.5</u>	1:59.231		12	Pit Out	87.3	35.038	102.2	46.273			2:48.668	
6	40.452	86.3	<u>33.679</u>	109.1	44.926		207.7	<u>1:59.057</u>		13	15:18.686	84.7	34.692	102.2	45.349		202.2	16:38.727	
7	40.495	90.7	34.571	103.1	45.305		207.3	2:00.371		14									

62 Blai Trias Molas (ES)										HONDA									
lap	Sect-1	Speed	Sect-2	Speed	Sect-3	Speed	TopSpeed	laptime	pit	lap	Sect-1	Speed	Sect-2	Speed	Sect-3	Speed	Topspeed	laptime	pit
1	Pit Out	85.4	34.434	103.4	45.010			2:02.002		10	Pit Out	89.0	33.341	108.9	44.310			7:59.175	
2	39.513	90.0	33.291	105.6	44.293		210.5	1:57.097		11	39.266	91.4	33.152	110.1	44.430		212.2	1:56.848	
3	39.412	91.5	33.241	107.6	44.172		210.5	1:56.825		12	39.242	<u>94.5</u>	33.400	110.7	44.052		211.4	1:56.694	
4	39.177	88.7	33.083	106.2	44.123		214.3	1:56.383		13	39.060	93.2	33.278	<u>111.3</u>	43.994		210.5	1:56.332	
5	39.205	91.2	<u>32.832</u>	106.3	<u>43.576</u>		211.4	1:55.618	D	14	<u>38.892</u>	90.1	32.950	111.0	43.649		208.1	1:55.491	D
6	39.022	90.2	33.656	108.7	44.295		217.3	1:56.973		15	39.021	89.9	33.132	108.7	43.818		<u>218.6</u>	<u>1:55.971</u>	
7	39.131	92.5	33.485	107.2	44.073		211.4	1:56.689		16	39.579	89.9	33.136	106.9	44.296		217.3	1:57.011	
8	39.020	92.9	33.255	107.4	44.080		212.2	1:56.355		17	39.027	91.7	33.085	108.8	43.864		215.1	1:55.976	
9	39.801	93.3	34.103	98.5	Pit In		209.7	2:07.947		18									

66 Phillip Tonn (DE)										HONDA									
lap	Sect-1	Speed	Sect-2	Speed	Sect-3	Speed	TopSpeed	laptime	pit	lap	Sect-1	Speed	Sect-2	Speed	Sect-3	Speed	Topspeed	laptime	pit
1	Pit Out	70.9	35.980	106.3	50.951			2:07.212		9	Pit Out	96.8	33.928	118.2	43.762			12:27.927	
2	39.195	90.5	33.243	114.5	43.830		216.4	1:56.268		10	38.880	93.0	33.029	<u>120.4</u>	43.954		211.4	1:55.863	
3	39.618	90.3	33.240	114.6	43.861		215.6	1:56.719		11	38.937	93.8	<u>32.825</u>	109.6	43.624		211.4	1:55.386	
4	38.973	101.0	33.541	110.7	43.760		208.9	1:56.274		12	41.868	100.7	34.854	113.4	44.146		209.7	2:00.868	D
5	38.694	96.0	32.907	115.6	<u>43.195</u>		214.7	<u>1:54.796</u>		13	39.315	93.4	33.328	111.6	43.907		208.9	1:56.550	
6	38.707	94.5	32.901	113.2	43.518		214.7	1:55.126		14	39.155	91.7	32.926	113.4	43.741		209.3	1:55.822	
7	<u>38.324</u>	<u>104.1</u>	33.747	104.5	43.568		<u>218.2</u>	1:55.639		15	39.326	101.2	34.410	115.8	50.444		206.9	2:04.180	
8	38.648	94.6	33.807	116.9	Pit In		<u>218.2</u>	2:04.491		16									

69 Marcos Ruda Cominos (ES)										HONDA									
lap	Sect-1	Speed	Sect-2	Speed	Sect-3	Speed	TopSpeed	laptime	pit	lap	Sect-1	Speed	Sect-2	Speed	Sect-3	Speed	Topspeed	laptime	pit
1	Pit Out	74.7	35.316	106.8	Pit In			2:14.506		9	40.727	86.7	33.896	106.6	Pit In		218.2	2:09.009	
2	Pit Out	86.3	32.977	113.9	43.575			2:51.536		10	Pit Out	90.1	32.889	<u>118.2</u>	43.498			8:05.034	
3	38.662	89.1	32.672	110.7	43.715		220.9	1:55.049		11	38.596	90.9	32.478	113.4	<u>43.371</u>		217.7	1:54.445	



## FIM CEV REPSOL 2020

Hawkerys ETC

9 - 13 July 2020

Laps and Sector Times - Qualifying 1

Autodromo Internacional Algarve - 4592 mtr.

4	38.544	88.2	33.011	101.6	43.475	219.1	1:55.030	12	38.601	89.2	32.446	115.4	43.409	219.1	1:54.456	D
5	38.675	88.3	32.514	112.3	43.492	221.3	1:54.681	13	40.133	88.7	33.248	108.0	49.100	218.2	2:02.481	
6	38.558	<u>92.1</u>	32.504	111.7	43.376	217.3	1:54.438	14	39.281	87.3	32.908	114.9	43.694	<u>222.7</u>	1:55.883	
7	<u>38.527</u>	89.9	<u>32.318</u>	115.0	43.570	219.1	<u>1:54.415</u>	15	38.960	87.3	32.915	116.1	43.587	222.2	1:55.462	
8	38.556	91.1	32.481	111.6	43.600	217.3	1:54.637	16	38.873	89.1	32.704	109.6	43.638	216.0	1:55.215	

70 Tyler Scott (USA)								HONDA											
lap	Sect-1	Speed	Sect-2	Speed	Sect-3	Speed	TopSpeed	laptime	pit	lap	Sect-1	Speed	Sect-2	Speed	Sect-3	Speed	Topspeed	laptime	pit
1	Pit Out	80.1	33.947	105.1	45.003			1:57.769		10	39.511	93.3	32.966	111.5	44.421		208.5	1:56.898	
2	39.851	85.2	33.589	110.2	43.932		209.7	1:57.372		11	40.029	87.7	33.022	111.9	44.041		208.1	1:57.092	
3	39.318	87.7	32.987	111.6	43.838		<u>212.6</u>	1:56.143		12	39.100	91.9	32.849	114.5	43.822		208.1	1:55.771	
4	38.988	<u>94.1</u>	33.091	108.7	43.832		210.5	1:55.911		13	39.158	89.8	32.734	114.5	43.566		211.8	1:55.458	
5	39.341	88.6	32.793	114.3	43.765		206.9	1:55.899		14	38.941	93.2	32.888	113.1	43.642		209.7	1:55.471	
6	39.093	93.3	<u>32.658</u>	116.1	<u>43.529</u>		209.7	<u>1:55.280</u>		15	<u>38.919</u>	92.1	32.998	112.0	43.905		210.5	1:55.822	
7	39.245	88.8	32.696	114.3	43.656		209.7	1:55.597		16	39.143	92.4	32.762	114.4	43.849		206.1	1:55.754	
8	39.671	85.2	34.172	103.2	Pit In		208.9	2:06.131		17	39.349	90.5	32.998	<u>116.6</u>	43.647		204.9	1:55.994	
9	Pit Out	87.4	33.272	107.1	44.758			8:52.918		18									

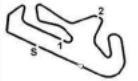
72 Oscar Almonacil Carrero (ES)								HONDA											
lap	Sect-1	Speed	Sect-2	Speed	Sect-3	Speed	TopSpeed	laptime	pit	lap	Sect-1	Speed	Sect-2	Speed	Sect-3	Speed	Topspeed	laptime	pit
1	Pit Out	84.8	36.054	109.2	50.488			2:06.872		10	39.957	86.5	33.490	106.7	Pit In		208.5	2:03.879	
2	39.264	92.4	33.434	114.2	43.893		217.3	1:56.591		11	Pit Out	92.9	33.386	116.3	43.956			6:21.880	
3	38.713	90.3	32.947	115.5	43.746		219.5	1:55.406		12	38.848	90.1	<u>32.656</u>	<u>118.8</u>	43.719		214.3	1:55.223	
4	<u>38.523</u>	92.0	32.942	112.7	43.881		<u>220.0</u>	1:55.346		13	38.565	<u>96.2</u>	33.762	110.4	44.545		219.1	1:56.872	
5	38.964	88.7	32.829	113.1	<u>43.474</u>		215.6	1:55.267		14	38.919	90.3	32.897	112.3	44.482		213.0	1:56.298	
6	39.094	91.8	35.725	110.1	43.821		217.3	1:58.640		15	40.152	89.3	34.127	114.0	44.445		209.7	1:58.724	
7	39.076	88.4	33.856	109.1	Pit In		214.7	2:02.500		16	38.954	93.0	33.346	109.8	43.648		215.6	1:55.948	
8	Pit Out	89.7	33.838	113.3	45.846			3:44.076		17	38.819	94.6	32.856	112.0	43.530		216.0	<u>1:55.205</u>	
9	40.543	87.9	34.634	112.7	49.678		202.2	2:04.855		18									

74 Daijiro Sako (JPN)								HONDA											
lap	Sect-1	Speed	Sect-2	Speed	Sect-3	Speed	TopSpeed	laptime	pit	lap	Sect-1	Speed	Sect-2	Speed	Sect-3	Speed	Topspeed	laptime	pit
1	Pit Out	88.4	34.227	114.2	44.420			1:58.383		10	38.307	94.0	33.635	109.8	43.487		<u>222.7</u>	1:55.429	
2	38.877	94.9	33.057	116.9	43.428		218.2	1:55.362		11	38.620	92.4	32.907	112.7	Pit In		218.6	2:03.407	
3	38.287	97.0	32.931	108.1	43.755		218.6	1:54.973		12	Pit Out	98.0	33.075	<u>122.2</u>	43.976			9:10.271	
4	<u>37.984</u>	96.1	32.542	112.5	<u>42.787</u>		220.9	<u>1:53.313</u>		13	38.502	94.8	32.672	117.6	43.787		215.6	1:54.961	
5	38.082	96.4	<u>32.519</u>	114.4	42.818		220.4	1:53.419		14	39.149	<u>100.7</u>	32.816	114.6	43.293		212.2	1:55.258	
6	38.793	86.7	33.476	106.6	43.509		221.3	1:55.778		15	38.819	95.7	33.234	109.2	43.346		219.1	1:55.399	
7	38.388	<u>100.7</u>	32.867	114.3	43.220		216.0	1:54.475		16	38.614	95.2	32.753	114.8	43.880		217.3	1:55.247	
8	38.116	95.4	32.863	113.8	43.936		219.5	1:54.915		17	38.621	94.6	32.739	117.3	43.374		214.7	1:54.734	
9	38.530	92.6	32.982	109.5	44.817		218.2	1:56.329		18									

75 Justin Fokker (NL)								HONDA											
lap	Sect-1	Speed	Sect-2	Speed	Sect-3	Speed	TopSpeed	laptime	pit	lap	Sect-1	Speed	Sect-2	Speed	Sect-3	Speed	Topspeed	laptime	pit
1	Pit Out			108.9	44.452			1:56.075		10			Pit In	108.0	Pit In		215.6	2:18.488	
2				112.4	44.288		217.3	1:56.848		11	Pit Out			114.9	43.815			8:07.146	
3				112.3	43.890		<u>219.5</u>	1:56.452		12				<u>116.0</u>	43.598		213.0	<u>1:55.131</u>	
4	<u>41.786</u>	<u>114.2</u>	<u>42.145</u>	110.9	51.358		215.6	2:15.289		13				108.0	44.907		211.4	1:56.694	
5				108.0	53.558		<u>219.5</u>	2:05.251		14				110.5	45.757		213.4	1:57.852	
6				115.0	43.809		<u>219.5</u>	1:55.940		15				115.0	43.703		213.0	1:55.682	
7				109.4	48.247		216.0	2:02.376		16				110.5	43.554		211.8	1:56.658	
8				108.3	43.700		217.7	1:56.495		17				112.0	<u>43.497</u>		213.4	1:55.277	
9				106.2	43.677		216.0	1:56.274		18									

77 Mattia Volpi (ITA)								HONDA											
lap	Sect-1	Speed	Sect-2	Speed	Sect-3	Speed	TopSpeed	laptime	pit	lap	Sect-1	Speed	Sect-2	Speed	Sect-3	Speed	Topspeed	laptime	pit
1	Pit Out	77.8	35.767	99.6	49.641			2:07.140		9	38.897	88.0	32.732	108.1	44.213		216.4	1:55.842	
2	39.075	86.7	32.972	106.3	43.824		216.4	1:55.871		10	39.746	85.6	33.042	112.7	Pit In		218.2	2:03.074	
3	39.172	85.4	32.964	105.5	43.688		<u>219.1</u>	1:55.824		11	Pit Out	87.9	33.020	112.0	44.040			2:26.485	
4	39.352	90.5	33.489	109.4	Pit In		<u>219.1</u>	2:06.359		12	38.961	90.9	32.689	110.5	<u>43.465</u>		216.0	<u>1:55.115</u>	
5	Pit Out	89.3	32.983	110.2	43.974			2:37.102		13	38.791	86.8	32.661	112.7	43.755		217.3	1:55.207	





### FIM CEV REPSOL 2020

#### Hawkerys ETC

9 - 13 July 2020

#### Laps and Sector Times - Qualifying 1

Autodromo Internacional Algarve - 4592 mtr.

6	39.616	85.6	32.728	106.6	Pit In	216.9	2:05.664	14	38.701	92.5	32.746	113.9	44.004	217.3	1:55.451
7	Pit Out	81.0	34.625	106.7	49.750		12:11.158	15	39.160	90.6	32.537	113.7	43.514	211.4	1:55.211
8	38.880	89.6	33.036	106.5	43.646	218.2	1:55.562	16							

78 Damian Jigalov (USA)									HONDA								
lap	Sect-1	Speed	Sect-2	Speed	Sect-3	Speed	TopSpeed	laptime pit	lap	Sect-1	Speed	Sect-2	Speed	Sect-3	Speed	Topspeed	laptime pit
1	Pit Out	85.3	34.178	101.9	44.988			1:57.448	9	Pit Out	87.1	33.462	109.8	44.544			12:15.421
2	39.777	87.0	33.719	107.9	44.933		214.3	1:58.429	10	39.526	91.0	33.329	109.9	44.311		210.9	1:57.166
3	39.330	89.6	33.220	111.5	44.622		215.6	1:57.172	11	39.427	86.7	33.049	113.1	44.091		217.7	1:56.567
4	39.301	90.2	33.209	109.2	44.390		218.2	1:56.900	12	39.119	90.1	33.037	109.3	44.492		219.5	1:56.648
5	39.141	89.8	33.432	111.5	44.201		216.9	1:56.774	13	39.184	93.8	33.288	110.9	44.634		213.0	1:57.106
6	39.633	88.7	33.257	111.3	44.633		216.0	1:57.523	14	39.496	90.2	33.627	110.1	44.712		214.7	1:57.835
7	42.026	95.4	35.461	109.8	44.321		210.9	2:01.808	15	39.493	91.9	33.266	110.5	44.672		205.3	1:57.431
8	40.616	90.8	34.258	110.4	Pit In		215.1	2:08.953	16								

80 David Alonso Gómez (COL)									HONDA								
lap	Sect-1	Speed	Sect-2	Speed	Sect-3	Speed	TopSpeed	laptime pit	lap	Sect-1	Speed	Sect-2	Speed	Sect-3	Speed	Topspeed	laptime pit
1	Pit Out	79.6	34.963	104.1	Pit In			2:14.751	10	38.128	92.9	32.121	119.5	42.786		219.1	1:53.035
2	Pit Out	89.8	32.854	114.0	42.992			2:44.833	11	37.865	95.7	32.169	116.5	42.910		220.0	1:52.944
3	37.952	91.1	32.165	117.3	42.882		225.5	1:52.999	12	37.969	92.2	32.249	114.9	42.794		220.4	1:53.012
4	37.913	91.3	32.070	115.5	42.769		227.8	1:52.752	13	37.827	93.2	32.318	115.1	42.786		221.8	1:52.931
5	37.831	91.4	32.354	115.5	42.805		224.5	1:52.990	14	37.873	92.1	32.339	116.6	42.813		220.4	1:53.025
6	38.083	92.8	32.194	116.4	42.952		221.3	1:53.229	15	37.975	92.9	32.391	109.4	42.842		221.8	1:53.208
7	38.298	91.4	32.434	114.6	43.782		223.1	1:54.514	16	38.405	91.6	32.434	113.1	43.143		220.0	1:53.982
8	39.385	89.3	33.135	111.5	Pit In		219.1	2:05.343	17	38.823	89.6	32.371	115.9	43.101		216.9	1:54.295
9	Pit Out	94.6	32.928	114.2	43.041			8:22.218	18								

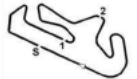
83 Álvaro Carpe (ES)									HONDA								
lap	Sect-1	Speed	Sect-2	Speed	Sect-3	Speed	TopSpeed	laptime pit	lap	Sect-1	Speed	Sect-2	Speed	Sect-3	Speed	Topspeed	laptime pit
1	Pit Out	80.5	37.074	102.2	Pit In			2:18.312	9	38.513	91.8	33.073	109.6	Pit In		221.8	2:03.595
2	Pit Out	92.2	33.158	110.7	43.816			2:20.547	10	Pit Out	93.0	33.438	109.1	43.556			8:50.487
3	38.482	93.3	32.574	115.4	43.285		226.9	1:54.341	11	38.264	91.8	32.393	115.0	43.259		226.4	1:53.916
4	38.306	90.0	32.843	120.8	43.028		228.8	1:54.177	12	38.335	93.3	32.579	98.5	45.668		228.8	1:56.582
5	38.323	93.3	32.540	105.3	43.789		226.9	1:54.652	13	38.097	91.7	32.449	109.9	42.897		225.9	1:53.443
6	38.362	95.0	32.530	107.4	43.883		221.8	1:54.775	14	37.850	98.2	32.693	113.4	43.569		227.8	1:54.112
7	38.133	94.2	32.284	116.0	42.952		225.9	1:53.369	15	38.250	94.4	32.853	108.9	48.737		228.3	1:59.840 D
8	39.610	87.1	34.015	109.8	44.830		227.4	1:58.455	16	38.177	95.7	32.436	121.8	43.188		220.9	1:53.801

84 Zonta vd Goorbergh (NL)									HONDA								
lap	Sect-1	Speed	Sect-2	Speed	Sect-3	Speed	TopSpeed	laptime pit	lap	Sect-1	Speed	Sect-2	Speed	Sect-3	Speed	Topspeed	laptime pit
1	Pit Out	88.5	33.289	107.9	43.790			1:53.871	3	38.153	93.7	32.192	113.0	43.110		211.4	1:53.455
2	38.567	92.4	32.494	110.0	43.108		213.4	1:54.169	4	38.079	95.5	32.153	114.6	42.728		212.2	1:52.960

86 Mario Mayor (ES)									HONDA								
lap	Sect-1	Speed	Sect-2	Speed	Sect-3	Speed	TopSpeed	laptime pit	lap	Sect-1	Speed	Sect-2	Speed	Sect-3	Speed	Topspeed	laptime pit
1	Pit Out	78.4	35.526	103.8	50.711			2:05.059	10	39.122	94.7	33.729	111.9	Pit In		214.3	2:10.005
2	42.876	89.9	34.367	108.1	44.433		219.5	2:01.676	11	Pit Out	90.0	34.047	106.9	44.135			8:33.228
3	42.348	88.7	33.780	113.2	45.013		215.1	2:01.141	12	41.402	88.3	33.106	116.1	44.022		212.6	1:58.530
4	38.894	92.5	33.315	111.8	43.789		220.9	1:55.998	13	39.338	91.8	34.639	104.8	Pit In		215.6	2:10.665
5	38.925	87.5	32.765	109.3	43.422		222.2	1:55.112	14	Pit Out	89.4	35.115	111.5	44.722			2:24.098
6	38.889	92.0	32.937	114.8	43.696		220.9	1:55.522	15	39.615	90.4	33.591	110.8	44.060		208.5	1:57.266
7	39.012	103.2	35.148	95.6	44.453		214.3	1:58.613	16	40.042	86.3	34.041	105.9	48.107		208.5	2:02.190
8	38.950	92.5	33.012	113.3	44.550		213.4	1:56.512	17	39.313	89.8	32.900	110.8	43.363		217.7	1:55.576
9	39.683	89.5	33.008	110.9	43.682		210.5	1:56.373	18								

93 Sergio Bernal (ES)									HONDA								
lap	Sect-1	Speed	Sect-2	Speed	Sect-3	Speed	TopSpeed	laptime pit	lap	Sect-1	Speed	Sect-2	Speed	Sect-3	Speed	Topspeed	laptime pit
1	Pit Out	83.5	34.977	108.7	45.654			2:00.329	9	Pit Out	85.7	34.527	105.4	52.807			7:01.654
2	40.016	87.0	33.784	108.3	44.659		210.5	1:58.459	10	40.318	90.0	33.601	115.9	44.799		204.2	1:58.718
3	39.699	89.7	33.360	116.6	44.481		210.5	1:57.540	11	39.914	91.3	33.344	117.6	44.441		204.5	1:57.699
4	39.690	89.9	33.155	116.8	45.067		208.9	1:57.912	12	40.145	92.6	33.160	115.3	44.187		202.6	1:57.492





## FIM CEV REPSOL 2020

Hawkers ETC

9 - 13 July 2020

Laps and Sector Times - Qualifying 1

Autodromo Internacional Algarve - 4592 mtr.

5	39.271	91.2	32.884	115.1	43.981	210.9	1:56.136	13	40.416	89.9	33.849	115.9	Pit In	204.2	2:07.513
6	39.360	91.1	32.973	115.8	44.052	208.9	1:56.385	14	Pit Out	81.2	33.452	112.6	44.576		2:25.562
7	39.342	94.8	33.095	112.9	44.465	207.7	1:56.902	15	39.771	92.4	33.499	108.7	Pit In	203.8	2:06.322
8	39.599	90.4	33.153	114.4	Pit In	206.9	2:06.224	16	Pit Out	86.3	34.180	113.1	45.434		5:21.955

95 Marco Morelli Chinco (ES)										HONDA									
lap	Sect-1	Speed	Sect-2	Speed	Sect-3	Speed	TopSpeed	laptime	pit	lap	Sect-1	Speed	Sect-2	Speed	Sect-3	Speed	TopSpeed	laptime	pit
1	Pit Out	84.6	37.384	96.9	48.155			2:06.924		10	Pit Out	87.2	33.357	108.2	43.762				2:22.810
2	39.059	90.7	32.739	114.8	43.146		222.2	1:54.944		11	39.008	95.9	32.953	111.3	43.570		212.2	1:55.531	
3	38.562	90.0	32.423	108.8	42.828		216.0	1:53.813		12	38.831	90.5	32.815	112.0	43.684		215.1	1:55.330	
4	38.140	90.2	32.400	112.9	42.892		223.1	1:53.432		13	39.059	89.6	32.743	110.4	43.352		217.3	1:55.154	
5	38.171	94.5	32.600	108.1	43.137		226.9	1:53.908		14	38.642	90.9	32.714	109.2	43.611		215.1	1:54.967	
6	42.070	92.8	32.435	110.5	43.099		217.7	1:57.604		15	40.488	87.9	33.351	105.4	43.510		216.4	1:57.349	
7	38.341	91.1	32.451	116.8	43.431		222.7	1:54.223		16	39.056	86.3	33.182	113.0	43.949		224.1	1:56.187	
8	39.970	91.7	33.828	107.4	Pit In		213.4	2:06.156		17	39.197	90.8	32.632	110.5	43.443		210.1	1:55.272	
9	Pit Out	85.6	37.929	92.5	Pit In			5:59.168		18	38.804	91.1	32.708	112.5	43.444		215.1	1:54.956	



## FIM CEV REPSOL 2020

### Hawkers ETC Laptimes - Qualifying 1

9 - 13 July 2020  
Autodromo Internacional Algarve - 4592 mtr.

Nbr	Name	Laps	lap	Lap ..1	Lap ..2	Lap ..3	Lap ..4	Lap ..5	Lap ..6	Lap ..7	Lap ..8	Lap ..9	Lap ..0
80	David Alonso Gómez	17	1 - 10	2:14.751	2:44.833	1:52.999	1:52.752	1:52.990	1:53.229	1:54.514	2:05.343	8:22.218	1:53.035
			11 - 20	1:52.944	1:53.012	1:52.931	1:53.025	1:53.208	1:53.982	1:54.295			
84	Zonta vd Goorbergh	4	1 - 10	1:53.871	1:54.169	1:53.455	1:52.960						
54	Alberto Ferrandez	18	1 - 10	1:58.557	1:54.539	1:53.254	1:53.764	1:53.664	1:56.702	1:53.492	1:55.486	1:55.625	1:54.866
			11 - 20	1:53.538	2:04.537	2:20.025	1:53.437	1:53.688	1:55.029	1:55.626	1:57.511		
74	Daijiro Sako	17	1 - 10	1:58.383	1:55.362	1:54.973	1:53.313	1:53.419	1:55.778	1:54.475	1:54.915	1:56.329	1:55.429
			11 - 20	2:03.407	9:10.271	1:54.961	1:55.258	1:55.399	1:55.247	1:54.734			
83	Álvaro Carpe	16	1 - 10	2:18.312	2:20.547	1:54.341	1:54.177	1:54.652	1:54.775	1:53.369	1:58.455	2:03.595	8:50.487
			11 - 20	1:53.916	1:56.582	1:53.443	1:54.112	1:59.840	1:53.801				
95	Marco Morelli Chinco	18	1 - 10	2:06.924	1:54.944	1:53.813	1:53.432	1:53.908	1:57.604	1:54.223	2:06.156	5:59.168	2:22.810
			11 - 20	1:55.531	1:55.330	1:55.154	1:54.967	1:57.349	1:56.187	1:55.272	1:54.956		
13	Marco Tapia Horcas	16	1 - 10	2:14.533	2:43.192	1:55.690	1:57.957	1:54.359	1:54.203	1:55.806	1:54.267	2:10.180	8:15.876
			11 - 20	1:54.240	1:53.715	1:53.615	1:53.883	1:55.910	1:58.695				
48	Iván Ortolá Díez	16	1 - 10	2:14.563	2:40.788	1:54.435	1:54.332	1:54.479	1:53.910	1:55.673	2:09.205	8:16.155	1:53.661
			11 - 20	1:53.739	1:58.563	2:04.472	1:53.757	1:56.524	1:53.961				
18	Angel Piqueras Garci	18	1 - 10	2:06.527	1:54.167	1:54.596	1:55.043	1:54.311	1:53.777	1:58.059	2:06.924	5:49.789	1:56.922
			11 - 20	1:54.032	1:57.564	1:53.900	2:05.771	2:33.209	1:56.776	1:54.633	1:54.517		
38	Juan Rodríguez	17	1 - 10	1:58.455	1:55.305	1:54.718	1:54.736	1:54.347	1:54.089	1:53.869	1:54.926	1:55.063	1:54.986
			11 - 20	2:03.127	9:12.593	1:54.458	1:54.638	1:55.753	1:55.717	1:55.207			
30	Collin Veijer	17	1 - 10	1:57.499	2:02.914	1:54.875	1:54.183	1:54.058	1:54.748	1:55.156	1:54.678	2:06.489	8:41.133
			11 - 20	1:54.368	1:54.374	1:53.944	2:01.201	1:57.010	1:55.224	1:56.889			
49	Julio Garcia	14	1 - 10	2:13.792	2:44.686	1:55.184	1:57.586	1:55.259	1:54.200	1:54.835	2:04.812	5:23.291	1:55.702
			11 - 20	1:55.072	1:57.409	1:54.250	2:05.313						
10	Adrian Cruces	17	1 - 10	1:58.510	1:55.339	1:54.812	1:53.501	1:54.635	1:54.728	1:54.246	1:55.046	1:55.689	1:54.771
			11 - 20	2:03.096	9:12.154	1:54.478	1:54.763	1:55.461	1:55.655	1:55.174			
7	Filippo Farioli	15	1 - 10	2:13.662	2:51.555	1:55.482	1:55.085	1:56.540	1:55.697	2:00.307	2:07.558	9:51.285	1:54.629
			11 - 20	1:54.326	2:01.069	1:54.781	1:55.107	2:00.263					
29	Harrison Voight	19	1 - 10	2:05.695	1:56.670	1:55.708	1:59.239	1:54.960	1:55.109	1:55.567	2:01.671	1:55.158	2:14.190
			11 - 20	5:03.900	1:55.992	1:55.263	2:05.903	2:47.840	1:59.811	1:57.096	1:54.842	1:54.355	
69	Marcos Ruda Cominos	16	1 - 10	2:14.506	2:51.536	1:55.049	1:55.030	1:54.681	1:54.438	1:54.415	1:54.637	2:09.009	8:05.034
			11 - 20	1:54.445	1:54.456	2:02.481	1:55.883	1:55.462	1:55.215				
44	Hugo Millan Gracia	17	1 - 10	2:00.840	1:55.418	1:54.714	1:55.560	1:54.835	1:57.855	1:57.461	1:55.431	1:55.806	1:55.448
			11 - 20	2:10.959	8:55.074	1:55.648	1:54.623	1:54.600	1:54.992	1:55.099			
55	Noah Dettwiler	16	1 - 10	2:07.765	1:55.491	1:55.740	1:55.476	1:55.654	1:59.880	1:55.393	2:01.972	10:28.855	1:56.248
			11 - 20	1:55.158	1:55.205	1:54.747	1:55.255	1:55.967	1:55.405				
66	Phillip Tonn	15	1 - 10	2:07.212	1:56.268	1:56.719	1:56.274	1:54.796	1:55.126	1:55.639	2:04.491	12:27.927	1:55.863
			11 - 20	1:55.386	2:00.868	1:56.550	1:55.822	2:04.180					



## FIM CEV REPSOL 2020

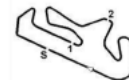
### Hawkers ETC Laptimes - Qualifying 1

9 - 13 July 2020  
Autodromo Internacional Algarve - 4592 mtr.

Nbr	Name	Laps	lap	Lap ..1	Lap ..2	Lap ..3	Lap ..4	Lap ..5	Lap ..6	Lap ..7	Lap ..8	Lap ..9	Lap ..0
3	Mateo Pedeneau	18	1 - 10	2:16.604	1:58.736	1:56.412	1:58.814	1:56.426	1:58.840	1:55.470	2:05.908	2:07.330	7:06.419
			11 - 20	2:37.605	1:55.405	1:55.152	1:55.060	1:55.509	2:01.447	1:55.883	2:02.196		
12	Jacob John Roulstone	18	1 - 10	2:07.405	1:55.270	1:54.637	2:07.739	4:29.399	2:06.801	3:33.375	1:55.083	1:55.243	1:57.809
			11 - 20	2:13.829	2:16.521	1:56.466	1:58.197	1:55.409	1:58.687	1:56.059	1:55.986		
86	Mario Mayor	17	1 - 10	2:05.059	2:01.676	2:01.141	1:55.998	1:55.112	1:55.522	1:58.613	1:56.512	1:56.373	2:10.005
			11 - 20	8:33.228	1:58.530	2:10.665	2:24.098	1:57.266	2:02.190	1:55.576			
77	Mattia Volpi	15	1 - 10	2:07.140	1:55.871	1:55.824	2:06.359	2:37.102	2:05.664	12:11.158	1:55.562	1:55.842	2:03.074
			11 - 20	2:26.485	1:55.115	1:55.207	1:55.451	1:55.211					
75	Justin Fokkert	17	1 - 10	1:56.075	1:56.848	1:56.452	2:15.289	2:05.251	1:55.940	2:02.376	1:56.495	1:56.274	2:18.488
			11 - 20	8:07.146	1:55.131	1:56.694	1:57.852	1:55.682	1:56.658	1:55.277			
27	Romeo Sandoval	17	1 - 10	1:57.475	1:57.154	2:03.829	1:55.425	1:55.155	1:56.650	1:55.702	1:56.003	1:55.933	2:05.882
			11 - 20	7:49.398	1:56.906	1:56.061	1:55.901	1:56.078	1:57.570	1:57.989			
72	Oscar Almonacil Carrero	17	1 - 10	2:06.872	1:56.591	1:55.406	1:55.346	1:55.267	1:58.640	2:02.500	3:44.076	2:04.855	2:03.879
			11 - 20	6:21.880	1:55.223	1:56.872	1:56.298	1:58.724	1:55.948	1:55.205			
36	Sharul Ezw an Sharil	14	1 - 10	2:19.039	1:57.885	1:57.039	1:55.244	1:55.305	1:56.186	2:08.842	13:49.263	1:58.873	2:07.183
			11 - 20	1:56.642	2:00.632	1:57.143	2:04.909						
70	Tyler Scott	17	1 - 10	1:57.769	1:57.372	1:56.143	1:55.911	1:55.899	1:55.280	1:55.597	2:06.131	8:52.918	1:56.898
			11 - 20	1:57.092	1:55.771	1:55.458	1:55.471	1:55.822	1:55.754	1:55.994			
62	Blai Trias Molas	17	1 - 10	2:02.002	1:57.097	1:56.825	1:56.383	1:55.618	1:56.973	1:56.689	1:56.355	2:07.947	7:59.175
			11 - 20	1:56.848	1:56.694	1:56.332	1:55.494	1:55.971	1:57.011	1:55.976			
93	Sergio Bernal	16	1 - 10	2:00.329	1:58.459	1:57.540	1:57.912	1:56.136	1:56.385	1:56.902	2:06.224	7:01.654	1:58.718
			11 - 20	1:57.699	1:57.492	2:07.513	2:25.562	2:06.322	5:21.955				
4	Milan Paw elec	18	1 - 10	1:58.720	1:57.656	1:56.441	2:09.567	2:31.148	1:57.480	1:56.584	1:56.237	2:09.914	7:27.750
			11 - 20	1:57.174	1:57.569	1:56.473	1:58.632	1:57.890	1:58.100	1:57.030	1:56.420		
78	Damian Jigalov	15	1 - 10	1:57.448	1:58.429	1:57.172	1:56.900	1:56.774	1:57.523	2:01.808	2:08.953	12:15.421	1:57.166
			11 - 20	1:56.567	1:56.648	1:57.106	1:57.835	1:57.431					
39	Bartholome Perrin	17	1 - 10	1:56.860	1:56.700	2:03.001	2:06.381	1:56.623	1:59.123	2:06.397	5:18.749	1:57.661	1:57.080
			11 - 20	2:05.476	1:56.986	2:07.845	4:24.719	1:57.619	1:56.616	1:56.792			
21	Dean Viñales	2	1 - 10	1:55.737	1:56.627								
11	Amaury Mizera	17	1 - 10	2:02.619	2:00.006	1:57.564	1:57.185	1:57.253	1:58.869	2:00.801	1:57.970	2:10.610	8:52.507
			11 - 20	1:57.691	1:56.921	2:02.975	1:57.453	1:59.008	1:57.443	1:57.049			
17	Torin Collins	17	1 - 10	1:57.073	1:58.076	1:57.482	1:57.034	1:57.080	1:57.050	1:57.495	2:10.284	2:19.923	1:57.787
			11 - 20	2:05.356	8:10.550	1:57.622	1:57.403	1:57.373	2:06.106	1:58.092			
2	Marceau LaPierre	18	1 - 10	1:59.372	1:59.112	1:58.997	1:58.428	1:58.821	1:58.933	2:00.280	1:58.736	1:58.953	2:07.150
			11 - 20	6:03.290	1:58.953	1:58.608	1:58.656	1:58.954	2:01.296	1:59.363	1:58.975		
5	Oleg Paw elec	3	1 - 10	2:01.350	1:59.659	1:58.918							
58	Mateusz Pasiuk	13	1 - 10	2:04.628	2:01.553	2:00.386	1:59.178	1:59.231	1:59.057	2:00.371	1:59.135	2:00.332	2:00.453



12 - 13 July  
AUTÓDROMO INTERNACIONAL ALGARVE  
FIM CEV REPSOL 2020

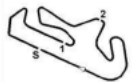


## FIM CEV REPSOL 2020

Hawkers ETC  
Laptimes - Qualifying 1

9 - 13 July 2020  
Autódromo Internacional Algarve - 4592 mtr.

Nbr	Name	Laps	lap	Lap ..1	Lap ..2	Lap ..3	Lap ..4	Lap ..5	Lap ..6	Lap ..7	Lap ..8	Lap ..9	Lap ..0
			11 - 20	2:09.752	2:48.668	16:38.727							
51	Angelo Tagliarini	17	1 - 10	2:11.886	2:04.602	2:04.553	2:03.716	2:03.995	2:03.253	2:02.574	2:11.678	6:15.386	2:02.796
			11 - 20	2:01.713	2:16.011	3:23.595	2:01.870	2:01.965	2:04.386	2:02.841			



## FIM CEV REPSOL 2020

### Hawkers ETC Sector analyse - Qualifying 1

9 - 13 July 2020  
Autodromo Internacional Algarve - 4592 mtr.

Pos	Nbr	Name / Team name	Sector 1			Sector 2			Sector 3			Theoretical best	Actual best	In
			time	Lap	pos	time	Lap	pos	time	Lap	pos			
1	80	David Alonso Gómez (COL)	37.827	13	1	32.070	4	1	42.769	4	1:52.666	<b>1:52.752</b>	4	
2	84	Zonta vd Goorbergh (NL)	38.079	4	7	32.153	4	2	42.728	4	1:52.960	<b>1:52.960</b>	4	
3	54	Alberto Ferrandez (ES)	37.958	15	3	32.317	7	6	42.778	3	1:53.053	<b>1:53.254</b>	3	
4	74	Daijiri Sako (JPN)	37.984	4	6	32.519	5	14	42.787	4	1:53.290	<b>1:53.313</b>	4	
5	83	Álvaro Carpe (ES)	37.850	14	2	32.284	7	4	42.897	13	1:53.031	<b>1:53.369</b>	7	
6	95	Marco Morelli Chinco (ES)	38.140	4	9	32.400	4	10	42.828	3	1:53.368	<b>1:53.432</b>	4	
7	13	Marco Tapia Horcas (ES)	37.961	13	4	32.316	12	5	43.070	12	1:53.347	<b>1:53.615</b>	13	
8	48	Iván Ortolá Díez (ES)	37.982	13	5	32.257	6	3	43.049	10	1:53.288	<b>1:53.661</b>	10	
9	18	Angel Piqueras Garci (ES)	38.090	6	8	32.415	6	11	42.997	5	1:53.502	<b>1:53.777</b>	6	
10	38	Juan Rodríguez (ES)	38.182	7	10	32.584	7	16	43.069	17	1:53.835	<b>1:53.869</b>	7	
11	30	Collin Veijer (NL)	38.215	13	12	32.490	13	12	43.164	4	1:53.869	<b>1:53.944</b>	13	
12	49	Julio Garcia (ES)	38.440	7	19	32.399	3	9	43.112	6	1:53.951	<b>1:54.200</b>	6	
13	10	Adrian Cruces (ES)	38.215	8	11	32.329	4	8	42.890	4	1:53.434	<b>1:54.246</b>	7	
14	7	Filippo Farioli (ITA)	38.425	10	17	32.513	11	13	43.387	11	1:54.325	<b>1:54.326</b>	11	
15	29	Harrison Voight (AUS)	38.437	4	18	32.660	6	20	43.083	19	1:54.180	<b>1:54.355</b>	19	
16	69	Marcos Ruda Cominos (ES)	38.527	7	21	32.318	7	7	43.371	11	1:54.216	<b>1:54.415</b>	7	
17	44	Hugo Millan Gracia (ES)	38.253	14	13	32.658	17	18	43.129	15	1:54.040	<b>1:54.600</b>	15	
18	55	Noah Dettwiler (CH)	38.362	13	16	32.774	16	24	43.373	13	1:54.509	<b>1:54.747</b>	13	
19	66	Phillip Tonn (DE)	38.324	7	15	32.825	11	26	43.195	5	1:54.344	<b>1:54.796</b>	5	
20	3	Mateo Pedeneau (FRA)	38.677	4	23	32.698	12	21	43.447	13	1:54.822	<b>1:55.060</b>	14	
21	12	Jacob John Roulstone (AUS)	38.299	3	14	32.798	7	25	43.362	3	1:54.459	<b>1:55.083</b>	8	
22	86	Mario Mayor (ES)	38.889	6	27	32.765	5	23	43.363	17	1:55.017	<b>1:55.112</b>	5	
23	77	Mattia Volpi (ITA)	38.701	14	24	32.537	15	15	43.465	12	1:54.703	<b>1:55.115</b>	12	
24	75	Justin Fokkert (NL)	41.786	4	40	42.145	4	40	43.497	17	2:07.428	<b>1:55.131</b>	12	
25	27	Romeo Sandoval (ES)	38.870	5	26	32.873	5	28	43.350	4	1:55.093	<b>1:55.155</b>	5	
26	72	Oscar Almonacil Carrero (ES)	38.523	4	20	32.656	12	17	43.474	5	1:54.653	<b>1:55.205</b>	17	
27	36	Sharul Ezwan Sharil (MY)	38.623	4	22	32.701	4	22	43.751	5	1:55.075	<b>1:55.244</b>	4	
28	70	Tyler Scott (USA)	38.919	15	29	32.658	6	19	43.529	6	1:55.106	<b>1:55.280</b>	6	
29	62	Blai Trias Molas (ES)	38.892	14	28	32.837	5	27	43.576	5	1:55.305	<b>1:55.971</b>	15	
30	93	Sergio Bernal (ES)	39.271	5	33	32.884	5	29	43.981	5	1:56.136	<b>1:56.136</b>	5	
31	4	Milan Pawelec (POL)	38.792	8	25	33.140	18	32	43.617	3	1:55.549	<b>1:56.237</b>	8	
32	78	Damian Jigalov (USA)	39.119	12	31	33.037	12	30	44.091	11	1:56.247	<b>1:56.567</b>	11	
33	39	Bartholome Perrin (FRA)	39.000	5	30	33.119	7	31	43.904	5	1:56.023	<b>1:56.616</b>	16	
34	21	Dean V iñales (ES)	39.297	2	34	33.169	2	33	44.161	2	1:56.627	<b>1:56.627</b>	2	
35	11	Amaury Mizera (FRA)	39.329	17	35	33.286	16	34	44.098	17	1:56.713	<b>1:56.921</b>	12	
36	17	Torin Collins (CAN)	39.239	4	32	33.524	3	36	43.791	5	1:56.554	<b>1:57.034</b>	4	
37	2	Marceau LaPierre (FRA)	39.367	7	36	33.512	14	35	44.812	9	1:57.691	<b>1:58.428</b>	4	
38	5	Oleg Pawelec (POL)	39.843	4	37	33.659	4	37	44.585	3	1:58.087	<b>1:58.918</b>	3	
39	58	Mateusz Pasiuk (POL)	39.889	8	38	33.679	6	38	44.780	4	1:58.348	<b>1:59.057</b>	6	
40	51	Angelo Tagliarini (ITA)	40.734	11	39	34.742	15	39	45.985	11	2:01.461	<b>2:01.713</b>	11	



12 - 13 July  
AUTÓDROMO INTERNACIONAL ALGARVE  
FIM CEV REPSOL 2020



## FIM CEV REPSOL 2020

Heat name : **Hawkers ETC - Qualifying 1**  
Heat Date : **12 July 2020**  
Track name : **Autodromo Internacional Algarve - 4592 mtr.**

---

<b>Participants Started</b>	: <b>40</b>	<b>Participants Classified</b>	: <b>40</b>
<b>Participants Finished</b>	: <b>36</b>	<b>Participants Not Classified</b>	: <b>2</b>
<b>Participants Not Finished</b>	: <b>4</b>		

---

Green flag at	: <b>10:25:01</b>	Heat recording start time	: <b>10:22:00</b>
Finish flag waved at	: <b>11:05:01</b>	Heat recording end time	: <b>11:09:47</b>
Total time under Green	: <b>40:00</b>	Total of All Laps in Heat	: <b>623</b>
Number of cautions	: <b>0</b>	Total time under Yellow	: <b>00:00:00</b>
Number of code-60's	: <b>0</b>	Total time under Code-60	: <b>00:00:00</b>

---

### Best Lap time history during the Heat

#	Nbr	lap time	in lap	Name	Motorcycle	time of day
1	84	1:54.169	2	Zonta vd Goorbergh	HONDA	10:28:51
2	84	1:53.455	3	Zonta vd Goorbergh	HONDA	10:30:44
3	54	1:53.254	3	Alberto Ferrandez	HONDA	10:32:09
4	84	1:52.960	4	Zonta vd Goorbergh	HONDA	10:32:37
5	80	1:52.752	4	David Alonso Gómez	HONDA	10:35:24