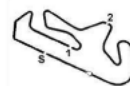




12 - 13 July  
AUTÓDROMO INTERNACIONAL ALGARVE  
FIM CEV REPSOL 2020



## FIM CEV REPSOL 2020

**Hawkers ETC**

**9 - 13 July 2020**

**Result of Qualifying 2**

**Autodromo Internacional Algarve - 4592 mtr.**

Pos	Nbr	Name / Entrant	Motorcycle	Fastest	In	Gap	Diff	Laps	Km/h
1	54	Alberto Ferrandez (ES) Cuna de Campeones	HONDA	<b>1:53.184</b>	<b>15</b>			16	146.06
2	80	David Alonso Gómez (COL) OpenBank Aspar Team	HONDA	<b>1:53.271</b>	<b>12</b>	0.087	0.087	13	145.94
3	48	Iván Ortola Díez (ES) OpenBank Aspar Team	HONDA	<b>1:53.739</b>	<b>12</b>	0.555	0.468	13	145.34
4	49	Julio Garcia (ES) Jerez Andalucía Motor Tal	HONDA	<b>1:53.908</b>	<b>12</b>	0.724	0.169	13	145.13
5	18	Angel Piqueras Garci (ES) Estrella Galicia 0,0 TT	HONDA	<b>1:53.940</b>	<b>8</b>	0.756	0.032	17	145.09
6	84	Zonta vd Goorbergh (NL) Team superB	HONDA	<b>1:53.991</b>	<b>5</b>	0.807	0.051	10	145.02
7	74	Daijiro Sako (JPN) Cuna de campeones	HONDA	<b>1:54.020</b>	<b>17</b>	0.836	0.029	17	144.99
8	29	Harrison Voight (AUS) Sic 58 Squadrace	HONDA	<b>1:54.049</b>	<b>15</b>	0.865	0.029	15	144.95
9	69	Marcos Ruda Cominos (ES) Team Honda Laglisse	HONDA	<b>1:54.102</b>	<b>10</b>	0.918	0.053	14	144.88
10	7	Filippo Farioli (ITA) Team Honda Laglisse	HONDA	<b>1:54.139</b>	<b>10</b>	0.955	0.037	13	144.83
11	38	Juan Rodríguez (ES) Cuna Campeones	HONDA	<b>1:54.150</b>	<b>14</b>	0.966	0.011	17	144.82
12	44	Hugo Millan Gracia (ES) Cuna de Campeones	HONDA	<b>1:54.151</b>	<b>13</b>	0.967	0.001	15	144.82
13	83	Álvaro Carpe (ES) Hawkers FI Aro Team	HONDA	<b>1:54.232</b>	<b>7</b>	1.048	0.081	10	144.72
14	13	Marco Tapia Horcas (ES) Leopard Impala Junior Team	HONDA	<b>1:54.303</b>	<b>12</b>	1.119	0.071	15	144.63
15	77	Mattia Volpi (ITA) Sic58 Squadra Corse	HONDA	<b>1:54.521</b>	<b>11</b>	1.337	0.218	15	144.35
16	95	Marco Morelli Chinco (ES) Estrella Galicia 0,0 TT	HONDA	<b>1:54.542</b>	<b>17</b>	1.358	0.021	17	144.32
17	72	Oscar Almonacil Carrero (ES) H43 Team Nobby Talasur-Blu	HONDA	<b>1:54.592</b>	<b>14</b>	1.408	0.050	16	144.26
18	21	Dean Viñales (ES) MVK Dani Rivas Team	HONDA	<b>1:54.885</b>	<b>18</b>	1.701	0.293	18	143.89
19	66	Phillip Tonn (DE) Liqui Moly IntactGP SIC	HONDA	<b>1:54.972</b>	<b>4</b>	1.788	0.087	16	143.78
20	55	Noah Dettwiler (CH) Reale Avintia Mta Junior	HONDA	<b>1:55.041</b>	<b>7</b>	1.857	0.069	18	143.70
21	30	Collin Veijer (NL) Cardoso Racing	HONDA	<b>1:55.071</b>	<b>11</b>	1.887	0.030	13	143.66

Fastest time : 1:53.184 in lap 15 by nbr. 54 : Alberto Ferrandez (HONDA)

**Publication-time**

Results: <https://livetiming.raceresults.nu/autodromodoalgarve>

Timekeeping by :

Time Printed : 12-07-2020 - 14:20

Clerk of the Course

Timekeeper

Miguel C. Calado Glória



Page 1 of 2

Results remain provisional pending technical examination and decisions from the stewards of the meeting

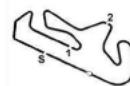


HEADQUARTERS - Príncipe de Vergara, 183 - 28002 Madrid - Tel: +34 91 782 02 20

[www.fimcevrepsol.com](http://www.fimcevrepsol.com)



12 - 13 July  
AUTÓDROMO INTERNACIONAL ALGARVE  
FIM CEV REPSOL 2020



## FIM CEV REPSOL 2020

### Hawkers ETC

9 - 13 July 2020

### Result of Qualifying 2

Autodromo Internacional Algarve - 4592 mtr.

Pos	Nbr	Name / Entrant	Motorcycle	Fastest	In	Gap	Diff	Laps	Km/h
22	27	Romeo Sandoval (ES) Hawkers FI Aro Team	HONDA	<b>1:55.124</b>	<b>13</b>	1.940	0.053	16	143.59
23	86	Mario Mayor (ES) Leopard Impala Junior Team	HONDA	<b>1:55.186</b>	<b>14</b>	2.002	0.062	17	143.52
24	10	Adrian Cruces (ES) Cuna de Campeones	HONDA	<b>1:55.329</b>	<b>10</b>	2.145	0.143	12	143.34
25	75	Justin Fokkert (NL) Talent Team	HONDA	<b>1:55.330</b>	<b>16</b>	2.146	0.001	17	143.34
26	12	Jacob John Roulstone (AUS) Leopard Impala Junior Team	HONDA	<b>1:55.724</b>	<b>7</b>	2.540	0.394	12	142.85
27	36	Sharul Ezwan Sharil (MY) Liqui Moly Intact SIC Junior	HONDA	<b>1:55.837</b>	<b>12</b>	2.653	0.113	15	142.71
28	39	Bartholome Perrin (FRA) Equipe de France GP	HONDA	<b>1:56.122</b>	<b>9</b>	2.938	0.285	16	142.36
29	3	Mateo Pedeneau (FRA) MHP Racing - TechSolution	HONDA	<b>1:56.141</b>	<b>10</b>	2.957	0.019	13	142.34
30	70	Tyler Scott (USA) Estrella Galicia 0,0 TT	HONDA	<b>1:56.191</b>	<b>13</b>	3.007	0.050	14	142.28
31	11	Amaury Mizera (FRA) MHP Racing - Tech Solutio	HONDA	<b>1:56.495</b>	<b>14</b>	3.311	0.304	17	141.90
32	93	Sergio Bernal (ES) JAMT	HONDA	<b>1:56.509</b>	<b>15</b>	3.325	0.014	18	141.89
33	62	Blai Trias Molas (ES) Artbox	HONDA	<b>1:56.657</b>	<b>13</b>	3.473	0.148	15	141.71
34	78	Damian Jigalov (USA) Liqui Moly Intact SIC Jun	HONDA	<b>1:57.307</b>	<b>2</b>	4.123	0.650	15	140.92
35	4	Milan Pawelec (POL) Wójcik Racing Junior	HONDA	<b>1:57.308</b>	<b>12</b>	4.124	0.001	15	140.92
36	17	Torin Collins (CAN) Reale Avintia Mta Junior	HONDA	<b>1:57.508</b>	<b>16</b>	4.324	0.200	17	140.68
37	2	Marceau LaPierre (FRA) MVK Dani Rivas Talent Team	HONDA	<b>1:57.880</b>	<b>13</b>	4.696	0.372	18	140.24
38	5	Oleg Pawelec (POL) Wójcik Racing Junior	HONDA	<b>1:58.424</b>	<b>11</b>	5.240	0.544	14	139.59
39	58	Mateusz Pasiuk (POL) Wójcik Racing Junior	HONDA	<b>1:58.642</b>	<b>11</b>	5.458	0.218	15	139.34
40	51	Angelo Tagliarini (ITA) FM Motorsport	HONDA	<b>2:02.736</b>	<b>16</b>	9.552	4.094	17	134.69

Fastest time : 1:53.184 in lap 15 by nbr. 54 : Alberto Ferrandez (HONDA)

Results: <https://livetiming.raceresults.ru/autodromodoalgarve>

Timekeeping by :

**Publication-time**

Time Printed : 12-07-2020 - 14:20

Clerk of the Course

Timekeeper

Miguel C. Calado Glória



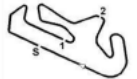
Page 2 of 2

Results remain provisional pending technical examination and decisions from the stewards of the meeting



HEADQUARTERS - Príncipe de Vergara, 183 - 28002 Madrid - Tel: +34 91 782 02 20

[www.fimcevrepsol.com](http://www.fimcevrepsol.com)



# FIM CEV REPSOL 2020

Hawkers ETC

9 - 13 July 2020

Laps and Sector Times - Qualifying 2

Autodromo Internacional Algarve - 4592 mtr.

2 Marceau LaPierre (FRA)										HONDA									
lap	Sect-1	Speed	Sect-2	Speed	Sect-3	Speed	TopSpeed	laptime	pit	lap	Sect-1	Speed	Sect-2	Speed	Sect-3	Speed	Topspeed	laptime	pit
1	Pit Out	80.8	34.164	107.2	46.031			1:58.542		10	40.555	85.9	33.647	109.0	45.152		209.7	1:59.354	
2	39.772	82.5	33.750	104.3	45.141		216.0	1:58.663		11	39.683	86.1	33.909	107.4	45.241		218.6	1:58.833	
3	39.627	81.3	33.638	102.5	45.088		210.9	1:58.353		12	39.733	87.9	33.746	107.1	44.837		215.6	1:58.316	
4	40.215	82.5	34.486	102.3	45.218		209.3	1:59.919		13	39.571	85.9	33.695	103.9	44.614		212.2	1:57.880	
5	39.847	87.7	34.037	102.8	44.841		212.2	1:58.725		14	39.542	83.6	33.747	102.0	44.961		219.1	1:58.250	
6	40.062	84.7	33.999	98.8	45.177		213.4	1:59.238		15	39.682	84.5	33.844	104.1	45.124		214.3	1:58.650	
7	39.695	91.8	35.846	106.5	44.952		212.2	2:00.493		16	39.742	86.5	33.966	102.9	46.439		211.4	2:00.147	
8	39.755	93.7	34.891	104.1	Pit In		208.9	2:07.471		17	40.076	85.2	33.945	107.0	45.276		207.7	1:59.297	
9	Pit Out	83.1	34.475	105.8	45.371			7:19.260		18	40.222	86.5	36.236	100.7	47.108		209.7	2:03.566	

3 Mateo Pedeneau (FRA)										HONDA									
lap	Sect-1	Speed	Sect-2	Speed	Sect-3	Speed	TopSpeed	laptime	pit	lap	Sect-1	Speed	Sect-2	Speed	Sect-3	Speed	Topspeed	laptime	pit
1	Pit Out	86.1	33.779	107.5	44.649			1:57.939		8	42.156	87.4	33.796	108.9	44.120		217.3	2:00.072	D
2	39.253	86.5	33.062	108.5	44.335		218.6	1:56.650		9	39.084	91.8	33.337	101.3	47.732		216.9	2:00.153	
3	39.646	87.2	33.330	101.4	44.606		221.8	1:57.582		10	38.969	90.8	33.027	108.1	44.145		216.9	1:56.141	
4	39.917	91.9	46.103	99.6	44.336		218.6	2:10.356		11	38.850	88.9	41.736	109.9	48.551		220.0	2:09.137	
5	39.257	85.8	33.384	104.7	44.264		216.4	1:56.905		12	39.472	87.2	33.240	105.2	44.398		214.7	1:57.110	
6	41.484	81.7	35.413	102.4	Pit In		213.4	2:11.596		13	41.261	109.3	41.910	103.4	Pit In		210.9	2:17.610	
7	Pit Out	89.9	33.802	101.1	48.322			13:10.825		14									

4 Milan Pawelec (POL)										HONDA									
lap	Sect-1	Speed	Sect-2	Speed	Sect-3	Speed	TopSpeed	laptime	pit	lap	Sect-1	Speed	Sect-2	Speed	Sect-3	Speed	Topspeed	laptime	pit
1	Pit Out	81.8	33.957	101.7	44.801			1:56.163		9	39.936	84.4	33.791	94.5	44.582		215.1	1:58.309	
2	41.292	85.9	33.824	101.2	44.101		219.5	1:59.217		10	40.019	85.6	33.962	93.8	45.825		218.6	1:59.806	
3	39.691	83.7	33.861	97.2	44.473		219.1	1:58.025		11	39.936	87.4	33.718	98.8	44.391		218.6	1:58.045	
4	39.610	90.4	35.318	97.8	45.206		219.1	2:00.134		12	39.651	86.7	33.545	98.5	44.112		218.2	1:57.308	
5	39.691	85.9	33.847	95.1	Pit In		217.7	2:07.513		13	39.623	86.2	33.614	99.9	44.798		218.2	1:58.035	
6	Pit Out	85.6	34.993	87.1	46.305			4:54.646		14	39.285	86.5	33.719	96.2	44.313		217.7	1:57.317	
7	41.744	76.8	35.065	93.7	45.550		204.9	2:02.359		15	39.979	86.9	34.442	108.5	Pit In		219.5	2:15.704	
8	40.384	82.1	34.631	95.2	46.290		216.9	2:01.305		16									

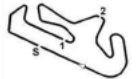
5 Oleg Pawelec (POL)										HONDA									
lap	Sect-1	Speed	Sect-2	Speed	Sect-3	Speed	TopSpeed	laptime	pit	lap	Sect-1	Speed	Sect-2	Speed	Sect-3	Speed	Topspeed	laptime	pit
1	Pit Out	83.5	35.410	94.9	45.689			1:58.639		8	40.447	86.2	34.058	99.5	45.004		207.7	1:59.509	
2	40.568	82.7	35.019	96.2	46.164		208.1	2:01.751		9	40.064	87.1	33.897	99.2	45.254		208.5	1:59.215	
3	41.420	76.4	34.045	101.0	45.338		206.9	2:00.803		10	39.841	88.0	33.839	101.7	44.921		208.5	1:58.601	
4	40.408	84.2	34.112	95.2	45.338		211.4	1:59.858		11	39.980	88.1	33.874	101.9	44.570		210.1	1:58.424	
5	40.407	85.8	34.588	95.7	45.545		209.3	2:00.540		12	39.829	88.1	33.968	96.8	45.135		211.8	1:58.932	
6	40.349	85.2	34.531	93.3	Pit In		210.9	2:11.957		13	39.902	89.3	33.820	97.2	44.961		211.8	1:58.683	
7	Pit Out	90.1	34.387	97.3	45.969			3:11.291		14	39.900	87.2	33.745	97.6	Pit In		209.7	2:06.797	

7 Filippo Farioli (ITA)										HONDA									
lap	Sect-1	Speed	Sect-2	Speed	Sect-3	Speed	TopSpeed	laptime	pit	lap	Sect-1	Speed	Sect-2	Speed	Sect-3	Speed	Topspeed	laptime	pit
1	Pit Out	85.0	33.490	107.2	45.816			1:57.380		8	Pit Out	90.8	33.800	108.4	44.087			15:34.030	D
2	38.726	97.6	33.407	116.4	44.632		221.3	1:56.765		9	38.646	91.5	32.791	116.4	43.411		215.6	1:54.848	
3	39.092	91.6	33.535	99.3	45.134		218.2	1:57.761		10	38.121	90.7	32.422	117.4	43.596		224.5	1:54.139	
4	38.736	95.5	33.077	114.0	44.235		216.9	1:56.048		11	38.775	91.0	36.335	117.1	43.652		221.8	1:58.762	D
5	39.008	91.8	32.974	115.6	43.992		213.0	1:55.974		12	38.629	94.0	32.519	116.8	43.294		219.5	1:54.442	
6	38.557	93.9	32.896	116.8	44.090		220.4	1:55.543		13	38.202	92.5	32.539	116.3	43.422		223.6	1:54.163	
7	38.939	87.7	33.090	111.8	Pit In		213.4	2:07.470		14									

10 Adrian Cruces (ES)										HONDA									
lap	Sect-1	Speed	Sect-2	Speed	Sect-3	Speed	TopSpeed	laptime	pit	lap	Sect-1	Speed	Sect-2	Speed	Sect-3	Speed	Topspeed	laptime	pit
1	Pit Out	88.2	33.533	102.5	45.777			1:59.444		7	38.709	94.2	33.142	113.8	45.200		214.7	1:57.051	
2	38.908	101.7	33.965	111.9	44.120		218.2	1:56.993		8	38.750	96.0	32.877	112.7	Pit In		214.3	2:03.627	
3	38.782	94.7	33.680	98.2	45.328		216.9	1:57.790		9	Pit Out	91.0	33.577	115.3	44.131			7:59.867	
4	38.953	96.3	33.313	111.6	43.798		214.3	1:56.064		10	38.524	93.3	32.610	115.0	44.195		217.7	1:55.329	
5	38.744	95.1	32.914	116.9	44.125		220.9	1:55.783		11	39.274	97.1	33.991	111.3	43.761		217.3	1:57.026	
6	39.016	96.7	32.752	112.7	43.935		216.4	1:55.703		12	38.524	96.1	33.677	110.0	Pit In		221.8	2:06.158	







## FIM CEV REPSOL 2020

Hawkers ETC

Laps and Sector Times - Qualifying 2

9 - 13 July 2020

Autodromo Internacional Algarve - 4592 mtr.

11 Amaury Mizera (FRA)										HONDA									
lap	Sect-1	Speed	Sect-2	Speed	Sect-3	Speed	TopSpeed	laptime	pit	lap	Sect-1	Speed	Sect-2	Speed	Sect-3	Speed	Topspeed	laptime	pit
1	Pit Out	78.9	36.467	102.6	45.937			2:03.697		10	39.509	85.3	33.524	103.5	44.446		222.7	1:57.479	
2	40.405	85.6	33.817	105.5	45.359		221.3	1:59.581		11	39.348	88.8	33.398	104.7	44.622		225.0	1:57.368	
3	40.429	85.6	33.804	99.8	45.000		211.8	1:59.233		12	39.516	85.0	33.322	102.8	44.183		221.8	1:57.021	
4	39.753	87.7	33.811	100.6	44.580		223.1	1:58.144		13	39.308	88.8	33.345	104.7	44.093		222.7	1:56.746	
5	39.464	86.5	33.383	102.2	44.373		222.7	1:57.220		14	39.246	88.2	33.144	103.5	44.105		222.2	1:56.495	
6	42.262	88.5	34.701	88.7	Pit In		224.1	2:12.824		15	39.378	88.2	33.317	110.4	44.611		224.1	1:57.306	
7	Pit Out	84.8	34.706	96.7	45.064			9:16.192		16	39.109	90.3	33.398	102.6	44.260		222.7	1:56.767	
8	39.649	88.9	33.640	104.8	44.598		224.1	1:57.887	D	17	41.364	90.7	35.359	103.1	46.113		224.5	2:02.836	
9	39.365	89.3	33.584	102.5	44.571		222.7	1:57.520		18									

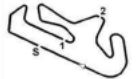
12 Jacob John Roulstone (AUS)										HONDA									
lap	Sect-1	Speed	Sect-2	Speed	Sect-3	Speed	TopSpeed	laptime	pit	lap	Sect-1	Speed	Sect-2	Speed	Sect-3	Speed	Topspeed	laptime	pit
1	Pit Out	80.7	34.147	97.2	46.652			1:59.058		7	38.740	97.4	33.061	108.3	43.923		214.3	1:55.724	
2	39.430	92.2	33.564	103.5	44.268		218.2	1:57.262		8	39.894	85.9	33.668	111.8	Pit In		215.1	2:08.929	
3	38.906	89.1	33.033	111.1	44.119		221.3	1:56.058		9	Pit Out	92.3	32.965	109.3	44.127		6:46.017		
4	39.526	92.6	33.289	111.2	Pit In		225.0	2:07.134		10	39.117	89.3	33.045	114.8	44.772		222.2	1:56.934	
5	Pit Out	93.8	33.647	107.5	Pit In			7:36.848		11					45.347		223.6	8:46.414	
6	Pit Out	96.9	32.816	113.4	44.051			2:27.786		12	39.791	90.8	33.384	113.3	47.232		213.4	2:00.407	

13 Marco Tapia Horcas (ES)										HONDA									
lap	Sect-1	Speed	Sect-2	Speed	Sect-3	Speed	TopSpeed	laptime	pit	lap	Sect-1	Speed	Sect-2	Speed	Sect-3	Speed	Topspeed	laptime	pit
1	Pit Out	93.7	32.983	113.9	43.730			1:52.715		9	Pit Out	89.0	32.920	119.9	44.403			8:30.987	D
2	39.042	92.6	32.687	117.5	43.494		215.1	1:55.223		10	40.225	90.6	32.691	118.3	44.712		218.6	1:57.628	
3	38.500	94.6	33.110	113.9	44.284		218.6	1:55.894		11	38.426	89.3	32.234	118.6	43.724		220.0	1:54.384	
4	38.463	91.2	32.864	109.0	43.795		221.8	1:55.122		12	38.123	94.2	32.701	109.3	43.479		225.5	1:54.303	
5	38.395	97.7	35.426	110.7	Pit In		220.4	2:07.598		13	39.440	87.5	34.242	123.1	43.809		221.8	1:57.491	
6	Pit Out	89.0	34.042	102.2	44.695			6:36.347		14	38.923	91.1	32.412	117.4	45.098		222.2	1:56.433	
7	38.438	90.2	32.436	122.7	43.536		221.3	1:54.410		15	38.529	92.2	32.814	108.5	45.819		220.4	1:57.162	
8	39.835	88.7	32.999	107.8	Pit In		216.0	2:06.451		16									

17 Torin Collins (CAN)										HONDA									
lap	Sect-1	Speed	Sect-2	Speed	Sect-3	Speed	TopSpeed	laptime	pit	lap	Sect-1	Speed	Sect-2	Speed	Sect-3	Speed	Topspeed	laptime	pit
1	Pit Out	85.6	34.461	105.1	45.100			1:56.981		10	40.127	93.5	33.962	103.8	Pit In		206.5	2:06.176	
2	40.793	88.9	34.018	108.5	44.515		208.5	1:59.326		11	Pit Out	90.3	33.706	109.8	44.440		7:34.927		
3	39.987	87.4	33.722	103.6	44.509		209.3	1:58.218		12	39.737	93.8	33.732	110.2	44.767		206.1	1:58.236	
4	39.708	90.6	34.308	105.3	44.542		213.9	1:58.558		13	40.132	111.0	40.480	105.7	44.645		205.7	2:05.257	
5	39.471	92.5	34.263	104.9	44.468		207.7	1:58.202		14	40.059	91.0	33.945	104.0	44.329		208.5	1:58.333	
6	39.475	91.3	33.757	106.6	44.575		208.5	1:57.807		15	39.779	91.0	33.570	105.7	44.354		210.1	1:57.703	
7	39.698	92.9	33.691	105.2	44.655		208.1	1:58.044		16	39.498	91.9	33.617	111.7	44.393		210.9	1:57.508	
8	39.533	92.7	33.589	106.9	44.879		204.9	1:58.001		17	39.954	92.6	34.084	103.5	Pit In		208.9	2:06.200	
9	40.325	90.8	33.739	105.4	44.750		206.9	1:58.814		18									

18 Angel Piqueras Garcí (ES)										HONDA									
lap	Sect-1	Speed	Sect-2	Speed	Sect-3	Speed	TopSpeed	laptime	pit	lap	Sect-1	Speed	Sect-2	Speed	Sect-3	Speed	Topspeed	laptime	pit
1	Pit Out	82.3	36.261	104.5	Pit In			2:15.224		10	Pit Out	93.7	34.271	87.5	48.697			6:33.633	
2	Pit Out	87.6	34.963	106.0	45.967			2:26.045		11	39.401	96.6	33.045	108.3	45.211		220.0	1:57.657	
3	38.537	93.1	32.681	111.8	43.581		219.1	1:54.799		12	38.432	100.4	32.777	113.4	44.055		214.3	1:55.264	
4	38.547	96.5	32.861	113.8	44.076		218.6	1:55.484		13	38.254	99.4	32.548	114.4	43.196		210.9	1:53.998	
5	39.846	90.7	35.067	107.9	43.952		215.1	1:58.865		14	38.090	98.9	32.400	114.6	43.457		215.1	1:53.947	
6	38.220	96.7	32.567	112.5	43.831		220.4	1:54.618		15	41.711	81.0	34.965	107.2	44.164		211.4	2:00.840	
7	38.423	101.0	34.436	108.2	46.105		213.9	1:58.964		16	38.495	97.6	32.738	112.9	44.904		215.6	1:56.137	
8	38.034	96.9	32.504	117.5	43.402		219.1	1:53.940		17	39.442	97.5	32.880	111.7	44.890		211.8	1:57.212	
9	39.045	91.5	32.915	108.2	Pit In		218.2	2:05.151		18									

21 Dean Viñales (ES)										HONDA									
lap	Sect-1	Speed	Sect-2	Speed	Sect-3	Speed	TopSpeed	laptime	pit	lap	Sect-1	Speed	Sect-2	Speed	Sect-3	Speed	Topspeed	laptime	pit
1	Pit Out	85.2	33.374	107.7	44.408			1:54.032		10	39.031	89.7	32.919	109.6	43.866		221.3	1:55.816	
2	39.312	88.5	32.714	113.0	43.497		213.0	1:55.523		11	38.958	91.0	32.949	117.9	44.128		218.6	1:56.035	



## FIM CEV REPSOL 2020

### Hawkers ETC

9 - 13 July 2020

### Laps and Sector Times - Qualifying 2

Autodromo Internacional Algarve - 4592 mtr.

3	38.632	91.4	32.972	110.2	44.135	222.7	1:55.739	12	41.732	91.6	33.908	115.8	48.177	216.9	2:03.817
4	38.800	91.8	32.727	109.2	43.572	216.4	1:55.099	13	<u>38.378</u>	91.3	33.185	110.0	43.905	<u>224.5</u>	1:55.468
5	38.963	89.4	35.040	107.6	44.503	215.6	1:58.506	14	38.604	89.9	32.829	114.0	43.778	220.4	1:55.211
6	38.990	87.7	32.996	110.0	43.916	218.6	1:55.902	15	38.728	89.7	32.918	114.2	43.714	221.3	1:55.360
7	39.452	85.1	34.419	103.7	45.405	218.6	1:59.276	16	38.626	90.8	32.993	114.2	43.974	220.0	1:55.593
8	39.124	92.3	33.566	110.0	Pit In	216.9	2:06.867	17	38.713	91.4	32.784	117.0	43.559	217.3	1:55.056
9	Pit Out	84.8	33.368	114.5	44.270		7:34.700	18	38.446	<u>92.5</u>	32.787	110.2	43.652	221.3	<u>1:54.885</u>

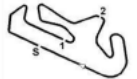
27 Romeo Sandoval (ES)									HONDA										
lap	Sect-1	Speed	Sect-2	Speed	Sect-3	Speed	TopSpeed	laptime	pit	lap	Sect-1	Speed	Sect-2	Speed	Sect-3	Speed	Topspeed	laptime	pit
1	Pit Out	83.2	34.414	106.6	45.051			2:08.883		9	Pit Out	88.4	33.475	101.8	47.527			9:40.457	
2	39.465	89.1	33.227	101.5	44.532		221.3	1:57.224		10	39.925	87.6	33.548	105.2	44.193		217.7	1:57.666	
3	39.720	86.6	33.651	104.9	43.884		218.2	1:57.255		11	39.586	88.2	33.195	105.7	43.778		220.0	1:56.559	
4	39.040	88.5	33.215	102.6	43.784		220.0	1:56.039		12	38.791	91.5	32.975	106.8	<u>43.696</u>		218.2	1:55.462	
5	38.639	94.3	33.527	104.1	44.260		222.7	1:56.426		13	<u>38.455</u>	88.7	<u>32.946</u>	103.2	43.723		<u>227.8</u>	<u>1:55.124</u>	
6	38.998	93.3	33.137	105.6	43.724		217.7	1:55.859		14	38.968	86.7	33.037	109.3	43.716		221.8	1:55.721	
7	38.654	91.8	33.308	105.8	43.895		224.1	1:55.857		15	38.954	<u>94.9</u>	33.423	<u>109.5</u>	45.006		224.5	1:57.383	
8	39.388	90.6	33.617	107.5	Pit In		225.9	2:06.080		16	39.219	91.4	33.168	103.1	44.897		216.4	1:57.284	

29 Harrison Voight (AUS)									HONDA										
lap	Sect-1	Speed	Sect-2	Speed	Sect-3	Speed	TopSpeed	laptime	pit	lap	Sect-1	Speed	Sect-2	Speed	Sect-3	Speed	Topspeed	laptime	pit
1	Pit Out	85.7	32.945	109.8	43.609			1:55.631		9	38.812	90.0	32.935	114.6	43.750		219.1	1:55.497	
2	39.210	90.8	32.768	113.8	44.008		216.0	1:55.986		10	38.776	<u>94.4</u>	33.285	113.0	43.337		216.9	1:55.398	
3	39.415	85.2	32.993	111.1	43.993		216.4	1:56.401		11	38.653	94.2	32.528	<u>116.9</u>	43.382		217.7	1:54.563	
4	39.436	90.5	34.132	114.5	44.230		213.0	1:57.798		12	<u>38.436</u>	92.9	32.655	108.7	43.294		215.6	1:54.385	
5	39.076	89.3	32.929	113.0	43.867		217.7	1:55.872		13	38.629	87.3	32.730	111.6	43.194		<u>219.5</u>	1:54.553	
6	39.982	85.0	34.020	103.1	45.216		213.9	1:59.218		14	38.671	91.5	32.592	115.3	43.242		216.0	1:54.505	
7	39.604	91.2	33.468	108.8	Pit In		216.0	2:06.140		15	38.627	93.4	<u>32.453</u>	115.8	<u>42.969</u>		216.4	<u>1:54.049</u>	
8	Pit Out	87.9	35.659	116.6	43.578			11:35.616		16									

30 Collin Veijer (NL)									HONDA										
lap	Sect-1	Speed	Sect-2	Speed	Sect-3	Speed	TopSpeed	laptime	pit	lap	Sect-1	Speed	Sect-2	Speed	Sect-3	Speed	Topspeed	laptime	pit
1	Pit Out	86.5	33.787	101.1	46.378			1:56.976		8	Pit Out	88.9	33.467	109.1	47.995			10:08.080	
2	39.453	92.0	33.253	103.1	44.152		220.9	1:56.858		9	39.137	91.6	<u>32.658</u>	<u>115.9</u>	44.231		<u>226.4</u>	1:56.026	
3	38.609	88.5	32.816	103.0	43.809		222.2	1:55.234		10	38.838	92.7	32.674	111.5	43.561		220.0	1:55.073	
4	38.424	94.6	32.804	112.0	48.893		221.3	2:00.121		11	<u>38.395</u>	91.8	33.133	107.1	<u>43.543</u>		224.1	<u>1:55.071</u>	
5	39.206	93.5	33.228	111.0	Pit In		221.8	2:10.379		12	39.038	90.0	32.898	114.8	44.242		223.6	1:56.178	
6	Pit Out	90.2	33.460	105.1	44.327			8:38.232		13	38.605	92.7	33.092	113.1	45.475		222.7	1:57.172	
7	39.226	<u>98.5</u>	33.910	109.3	Pit In		211.4	2:03.857		14									

36 Sharul Ezwan Sharil (MY)									HONDA										
lap	Sect-1	Speed	Sect-2	Speed	Sect-3	Speed	TopSpeed	laptime	pit	lap	Sect-1	Speed	Sect-2	Speed	Sect-3	Speed	Topspeed	laptime	pit
1	Pit Out	87.3	33.653	109.3	Pit In			2:47.983		9	39.977	86.2	33.484	112.0	44.826		216.4	1:58.287	
2	Pit Out	84.6	35.041	108.9	45.650			10:11.479		10	39.606	91.4	33.292	116.1	44.855		220.9	1:57.753	
3	39.778	89.8	33.645	109.0	44.691		212.2	1:58.114		11	39.125	89.2	<u>32.818</u>	114.2	44.317		224.1	1:56.260	
4	39.112	93.4	33.207	<u>119.6</u>	44.591		220.4	1:56.910		12	39.116	91.7	32.840	113.4	<u>43.881</u>		220.4	<u>1:55.837</u>	
5	40.134	88.9	34.201	115.0	45.383		216.0	1:59.718		13	40.843	88.7	34.055	108.0	44.686		225.0	1:59.584	
6	39.744	<u>96.1</u>	34.547	111.6	44.360		215.6	1:58.651		14	39.837	93.5	33.179	115.0	44.886		<u>225.9</u>	1:57.902	
7	39.625	85.2	33.984	97.9	Pit In		222.2	2:06.627		15	<u>38.874</u>	91.1	33.325	111.6	Pit In		222.7	2:01.747	
8	Pit Out	89.9	33.749	108.3	46.917			3:44.907		16									

38 Juan Rodríguez (ES)									HONDA										
lap	Sect-1	Speed	Sect-2	Speed	Sect-3	Speed	TopSpeed	laptime	pit	lap	Sect-1	Speed	Sect-2	Speed	Sect-3	Speed	Topspeed	laptime	pit
1	Pit Out	84.0	35.822	110.1	49.002			2:07.712		10	38.445	92.5	32.730	121.6	43.353		<u>223.1</u>	1:54.528	
2	39.049	92.8	32.848	113.9	43.504		215.6	1:55.401		11	39.813	93.8	32.931	114.4	44.673		219.1	1:57.417	
3	39.184	96.6	36.022	108.7	44.784		216.9	1:59.990		12	38.353	94.3	33.452	120.0	<u>43.124</u>		217.7	1:54.929	
4	38.932	95.7	32.996	117.3	43.981		219.1	1:55.909		13	38.167	92.1	<u>32.555</u>	<u>122.6</u>	43.479		219.5	1:54.201	
5	38.494	95.2	32.875	117.1	43.526		221.8	1:54.895		14	<u>38.146</u>	95.2	32.783	114.2	43.221		221.8	<u>1:54.150</u>	
6	38.649	94.7	32.709	114.8	43.269		218.6	1:54.627		15	38.551	92.9	32.780	122.2	43.372		217.3	1:54.703	
7	38.334	93.6	32.892	115.6	44.257		219.5	1:55.483		16	38.518	93.3	32.636	120.9	43.496		219.5	1:54.650	
8	38.971	93.0	33.290	115.5	Pit In		219.5	2:05.513		17	38.267	94.2	32.729	116.5	43.319		220.9	1:54.315	



# FIM CEV REPSOL 2020

## Hawkers ETC

9 - 13 July 2020

### Laps and Sector Times - Qualifying 2

### Autodromo Internacional Algarve - 4592 mtr.

9	Pit Out	89.5	33.362	119.6	43.495		8:02.399	18										
---	---------	------	--------	-------	--------	--	----------	----	--	--	--	--	--	--	--	--	--	--

39 Bartholome Perrin (FRA)									HONDA										
lap	Sect-1	Speed	Sect-2	Speed	Sect-3	Speed	TopSpeed	laptime	pit	lap	Sect-1	Speed	Sect-2	Speed	Sect-3	Speed	Topspeed	laptime	pit
1	Pit Out	86.5	33.451	114.8	44.165			1:56.388		9	39.125	88.7	32.893	115.3	44.104		216.9	1:56.122	
2	39.600	88.4	34.688	112.4	45.345		212.2	1:59.633		10	39.165	89.0	33.164	113.8	44.146		215.1	1:56.475	
3	39.528	87.7	33.506	112.6	46.798		212.6	1:59.832		11	39.549	90.8	33.643	110.9	43.957		217.7	1:57.149	D
4	39.671	87.6	33.659	105.4	45.155		220.0	1:58.485		12	41.048	80.4	37.876	107.1	46.238		210.1	2:05.162	
5	39.704	87.7	33.210	113.8	44.248		212.6	1:57.162		13	39.464	89.6	33.295	106.7	44.174		214.7	1:56.933	
6	39.639	91.2	35.605	105.4	53.362		208.1	2:08.606		14	39.366	87.6	33.389	106.1	43.942		209.3	1:56.697	
7	44.800	86.2	35.814	107.9	Pit In		172.2	2:16.209		15	39.215	90.6	33.442	103.8	44.333		211.8	1:56.990	
8	Pit Out	84.2	33.905	111.0	44.299			11:03.630		16	39.420	85.1	33.394	110.3	44.297		210.1	1:57.111	

44 Hugo Millan Gracia (ES)									HONDA										
lap	Sect-1	Speed	Sect-2	Speed	Sect-3	Speed	TopSpeed	laptime	pit	lap	Sect-1	Speed	Sect-2	Speed	Sect-3	Speed	Topspeed	laptime	pit
1	Pit Out	90.2	33.658	107.6	44.345			1:57.128		9	Pit Out	86.5	33.489	114.4	43.994			7:59.162	
2	39.695	90.5	33.133	106.2	44.645		216.0	1:57.473		10	39.172	92.5	33.151	116.1	43.437		216.9	1:55.760	
3	39.480	91.3	33.637	92.8	47.006		221.8	2:00.123		11	38.610	96.8	32.898	112.7	43.902		221.3	1:55.410	
4	39.367	91.8	33.013	109.2	43.926		216.9	1:56.306		12	38.671	94.9	32.465	114.6	43.113		210.5	1:54.249	
5	39.961	93.8	33.450	108.1	43.950		221.8	1:57.361		13	38.398	95.5	32.516	115.6	43.237		219.1	1:54.151	
6	38.674	96.3	32.966	114.2	43.833		220.9	1:55.473		14	38.516	91.8	35.114	110.4	44.000		220.4	1:57.630	
7	38.748	96.2	32.907	111.1	43.607		215.6	1:55.262		15	38.977	101.3	40.607	107.8	Pit In		224.1	2:23.457	
8	38.873	93.7	32.886	106.6	Pit In		212.6	2:04.325		16									

48 Iván Ortolá Díez (ES)									HONDA										
lap	Sect-1	Speed	Sect-2	Speed	Sect-3	Speed	TopSpeed	laptime	pit	lap	Sect-1	Speed	Sect-2	Speed	Sect-3	Speed	Topspeed	laptime	pit
1	Pit Out	67.3	37.802	104.5	46.424			2:29.937		8	Pit Out	89.3	33.517	114.9	44.135			13:58.085	
2	39.162	89.6	32.872	114.8	44.244		213.4	1:56.278		9	38.583	94.2	32.748	113.2	43.795		213.0	1:55.126	
3	39.183	89.9	33.140	112.1	44.805		213.4	1:57.128		10	38.360	93.1	32.343	113.2	43.528		217.3	1:54.231	
4	38.388	91.8	32.519	106.4	43.234		221.3	1:54.141		11	41.065	94.7	41.856	110.5	43.695		222.7	2:06.616	
5	38.261	93.0	32.537	111.9	43.717		220.0	1:54.515		12	38.155	91.8	32.351	112.6	43.233		222.7	1:53.739	
6	38.280	92.5	32.479	107.9	43.170		218.2	1:53.929		13	38.611	91.2	32.685	111.7	44.103		225.0	1:55.399	
7	39.611	83.4	33.819	107.0	Pit In		220.9	2:07.951		14									

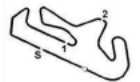
49 Julio Garcia (ES)									HONDA										
lap	Sect-1	Speed	Sect-2	Speed	Sect-3	Speed	TopSpeed	laptime	pit	lap	Sect-1	Speed	Sect-2	Speed	Sect-3	Speed	Topspeed	laptime	pit
1	Pit Out	73.8	44.836	102.3	47.162			2:46.422		8	Pit Out	87.9	33.459	111.3	48.904			14:01.092	
2	39.098	87.6	32.789	111.0	43.756		220.9	1:55.643		9	38.757	90.8	32.520	116.5	44.105		223.1	1:55.382	
3	38.778	89.6	33.134	113.4	45.259		223.1	1:57.171		10	38.312	92.1	32.703	111.0	43.644		221.8	1:54.659	
4	38.462	90.7	32.640	110.9	43.246		222.2	1:54.348		11	38.318	100.7	38.962	110.1	43.568		218.6	2:00.848	
5	38.483	91.8	32.639	113.2	43.407		220.4	1:54.529		12	38.198	92.4	32.449	116.9	43.261		221.8	1:53.908	
6	38.307	94.5	32.666	111.9	43.592		220.0	1:54.565		13	38.311	91.6	32.634	111.0	45.041		222.2	1:55.986	
7	39.047	88.7	33.656	104.9	Pit In		216.0	2:09.108		14									

51 Angelo Tagliarini (ITA)									HONDA										
lap	Sect-1	Speed	Sect-2	Speed	Sect-3	Speed	TopSpeed	laptime	pit	lap	Sect-1	Speed	Sect-2	Speed	Sect-3	Speed	Topspeed	laptime	pit
1	Pit Out	74.6	37.645	93.1	49.119			2:10.965		10	41.222	78.8	35.134	105.3	46.415		207.3	2:02.771	
2	41.986	79.5	35.889	102.4	46.971		203.8	2:04.846		11	41.302	83.1	35.034	97.4	46.500		209.3	2:02.836	
3	41.624	76.3	35.502	100.7	46.783		204.2	2:03.909		12	41.071	82.4	35.530	99.3	46.519		203.0	2:03.120	
4	41.496	81.6	35.318	101.6	46.627		203.4	2:03.441		13	41.377	80.5	35.063	103.6	46.525		204.2	2:02.965	
5	41.316	82.1	35.924	96.5	46.618		205.3	2:03.858		14	41.284	84.6	35.318	105.1	46.754		203.4	2:03.356	
6	41.382	80.6	35.074	100.6	46.545		205.3	2:03.001		15	41.520	83.7	35.436	106.3	46.572		204.2	2:03.528	
7	42.664	79.0	36.086	95.3	Pit In		203.0	2:21.660		16	41.222	83.5	35.013	105.8	46.501		203.8	2:02.736	
8	Pit Out	75.5	36.792	97.6	47.921			8:21.909		17	42.123	80.4	35.119	106.9	46.552		201.9	2:03.794	
9	41.450	81.1	35.266	104.4	47.008		203.8	2:03.724		18									

54 Alberto Ferrandez (ES)									HONDA										
lap	Sect-1	Speed	Sect-2	Speed	Sect-3	Speed	TopSpeed	laptime	pit	lap	Sect-1	Speed	Sect-2	Speed	Sect-3	Speed	Topspeed	laptime	pit
1	Pit Out	89.3	33.588	101.1	45.565			1:59.363		9	38.206	94.3	32.394	104.4	42.977		224.1	1:53.577	
2	38.522	93.4	32.618	101.8	43.839		220.9	1:54.979		10	38.454	92.0	32.900	107.6	42.913		218.2	1:54.267	
3	40.072	81.8	34.672	97.9	44.897		219.5	1:59.641		11	38.133	93.5	32.290	106.6	43.001		220.4	1:53.424	







## FIM CEV REPSOL 2020

### Hawkercos ETC

9 - 13 July 2020

### Laps and Sector Times - Qualifying 2

Autodromo Internacional Algarve - 4592 mtr.

4	38.429	92.4	32.452	103.7	43.010	217.7	1:53.891	12	37.948	94.2	32.255	105.9	43.011	221.3	1:53.214
5	44.121	92.2	32.695	103.0	43.330	219.5	2:00.146	13	38.015	94.3	32.561	104.3	43.087	223.6	1:53.663
6	38.149	95.9	32.412	105.7	43.501	221.3	1:54.062	14	38.080	93.2	32.972	105.5	43.012	222.2	1:54.064
7	38.656	90.7	32.962	103.9	Pit In	220.0	2:06.523	15	38.106	92.6	32.340	107.5	42.738	222.2	1:53.184
8	Pit Out	84.8	33.628	102.9	44.644		9:57.521	16	38.769	91.4	32.890	102.3	44.400	224.1	1:56.059

55 Noah Dettwiler (CH)									HONDA										
lap	Sect-1	Speed	Sect-2	Speed	Sect-3	Speed	TopSpeed	laptime	pit	lap	Sect-1	Speed	Sect-2	Speed	Sect-3	Speed	Topspeed	laptime	pit
1	Pit Out	84.0	33.799	106.5	44.560			1:55.077		10	38.759	90.8	33.196	105.4	Pit In			220.9	2:04.672
2	42.430	83.6	35.305	101.4	Pit In		214.7	2:13.590		11	Pit Out	91.8	34.074	87.0	48.950			6:33.523	
3	Pit Out	89.3	33.712	103.7	45.906			2:24.585		12	39.833	90.2	33.615	108.0	44.684		217.3	1:58.132	
4	38.999	89.3	33.008	107.7	43.837		220.0	1:55.844		13	39.094	91.8	33.364	114.9	44.026		218.2	1:56.484	
5	38.856	87.2	33.705	107.2	43.981		219.1	1:56.542		14	38.669	90.5	32.690	117.3	43.812		219.5	1:55.171	
6	39.052	88.0	33.106	113.1	44.056		218.6	1:56.214		15	38.623	95.8	33.028	115.3	43.681		220.9	1:55.332	
7	38.794	93.3	32.637	116.8	43.610		221.3	1:55.041		16	39.168	89.6	33.927	111.3	43.978		222.2	1:57.073	
8	38.371	95.5	33.188	115.6	44.320		216.4	1:55.879		17	39.014	88.7	33.170	109.3	44.296		222.2	1:56.480	
9	38.945	91.6	33.200	116.4	45.351		210.9	1:57.496		18	39.102	94.9	33.045	111.9	44.539		219.5	1:56.686	

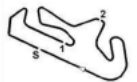
58 Mateusz Pasiuk (POL)									HONDA										
lap	Sect-1	Speed	Sect-2	Speed	Sect-3	Speed	TopSpeed	laptime	pit	lap	Sect-1	Speed	Sect-2	Speed	Sect-3	Speed	Topspeed	laptime	pit
1	Pit Out	86.8	35.310	102.0	45.674			2:00.907		9	40.532	84.4	33.700	103.8	44.594		208.1	1:58.826	D
2	39.886	85.9	34.100	101.9	45.015		210.9	1:59.001		10	12:04.709	85.7	34.974	99.8	45.367		208.1	13:25.050	
3	39.828	85.9	33.741	103.2	45.161		210.9	1:58.730		11	40.027	84.4	33.831	98.7	44.784		209.7	1:58.642	
4	40.316	83.7	34.075	102.6	44.985		210.5	1:59.376		12	40.130	83.9	33.973	98.9	44.517		210.5	1:58.620	D
5	40.135	86.5	34.152	100.5	44.916		208.1	1:59.203		13	40.186	85.9	33.717	101.8	46.571		209.3	2:00.474	
6	39.964	88.7	34.256	105.6	44.969		209.3	1:59.189		14	39.946	86.5	34.056	107.0	45.023		208.5	1:59.025	
7	40.056	87.4	33.805	104.1	44.936		208.5	1:58.797		15	41.035	86.7	34.106	100.7	44.960		210.1	2:00.101	D
8	40.082	87.8	33.926	105.7	45.150		207.7	1:59.158		16									

62 Blai Trias Molas (ES)									HONDA										
lap	Sect-1	Speed	Sect-2	Speed	Sect-3	Speed	TopSpeed	laptime	pit	lap	Sect-1	Speed	Sect-2	Speed	Sect-3	Speed	Topspeed	laptime	pit
1	Pit Out	88.3	33.704	109.9	45.279			1:56.810		9	39.260	97.0	33.760	103.9	44.709		211.8	1:57.729	D
2	39.674	89.5	33.460	109.2	44.776		209.3	1:57.910		10	39.917	94.6	33.387	103.3	44.649		209.7	1:57.953	
3	39.216	89.9	33.240	107.4	44.508		210.9	1:56.964		11	39.254	96.0	33.623	110.0	44.480		210.1	1:57.357	
4	39.267	93.0	33.200	111.1	44.758		210.5	1:57.225		12	39.345	92.2	33.315	108.3	44.427		211.8	1:57.087	D
5	39.237	93.0	33.313	107.4	44.644		210.1	1:57.194		13	39.205	94.5	33.373	107.5	44.079		212.6	1:56.657	
6	39.875	88.7	33.873	105.6	Pit In		210.9	2:06.901		14	39.069	96.1	33.441	109.2	44.557		213.4	1:57.067	
7	Pit Out	87.4	33.515	107.0	44.758			13:05.760		15	39.210	95.2	33.353	111.2	44.445		211.8	1:57.008	
8	39.542	89.9	33.204	107.1	44.744		214.3	1:57.490		16									

66 Phillip Tonn (DE)									HONDA										
lap	Sect-1	Speed	Sect-2	Speed	Sect-3	Speed	TopSpeed	laptime	pit	lap	Sect-1	Speed	Sect-2	Speed	Sect-3	Speed	Topspeed	laptime	pit
1	Pit Out	75.4	33.999	102.4	44.294			1:56.664		9	39.357	91.1	34.613	108.8	45.571		219.1	1:59.541	D
2	38.850	93.0	33.004	113.3	43.620		216.4	1:55.474		10	38.818	94.5	32.960	107.7	43.532		216.9	1:55.310	
3	41.593	82.8	33.547	104.3	44.159		213.0	1:59.299		11	40.188	91.8	33.545	114.8	Pit In		211.8	2:06.197	
4	38.677	90.4	32.870	107.6	43.425		216.0	1:54.972		12	Pit Out	91.8	33.120	114.6	43.599		219.5	9:35.876	
5	40.567	90.5	34.505	115.5	Pit In		210.1	2:08.502		13	38.343	96.4	33.104	114.9	43.856		217.7	1:55.303	
6	Pit Out	93.3	34.370	111.0	44.888			3:18.133		14	39.024	93.7	33.117	114.8	43.926		225.5	1:56.067	
7	39.045	89.5	33.352	108.4	43.934		212.6	1:56.331		15	42.887	90.2	32.964	114.8	44.416		208.9	2:00.267	
8	38.892	92.1	33.256	113.4	44.455		216.9	1:56.603		16	38.997	94.7	33.237	110.3	44.217		220.9	1:56.451	

69 Marcos Ruda Cominos (ES)									HONDA										
lap	Sect-1	Speed	Sect-2	Speed	Sect-3	Speed	TopSpeed	laptime	pit	lap	Sect-1	Speed	Sect-2	Speed	Sect-3	Speed	Topspeed	laptime	pit
1	Pit Out	82.3	35.196	104.8	Pit In			2:12.378		8	Pit Out	86.4	33.379	110.4	44.298			12:25.321	
2	Pit Out	87.8	33.700	104.2	45.730			2:24.740		9	39.475	88.1	32.754	113.1	43.529		222.7	1:55.758	
3	39.201	89.2	32.873	108.4	43.898		220.9	1:55.972		10	38.352	90.5	32.446	116.6	43.304		222.7	1:54.102	
4	38.962	85.9	33.624	111.7	44.032		220.9	1:56.618		11	38.289	90.3	32.372	117.0	43.731		225.0	1:54.392	
5	39.431	85.2	33.123	108.2	44.122		223.1	1:56.676		12	39.208	86.0	40.070	92.9	44.999		221.8	2:04.277	
6	38.986	89.9	32.657	116.1	43.517		228.8	1:55.160		13	38.747	89.3	32.403	112.1	43.403		220.9	1:54.553	
7	38.809	89.9	33.357	108.1	Pit In		224.1	2:03.875		14	38.309	89.9	32.823	111.2	43.745		225.5	1:54.877	





## FIM CEV REPSOL 2020

Hawkers ETC

9 - 13 July 2020

Laps and Sector Times - Qualifying 2

Autodromo Internacional Algarve - 4592 mtr.

70 Tyler Scott (USA)										HONDA										
lap	Sect-1	Speed	Sect-2	Speed	Sect-3	Speed	TopSpeed	laptime	pit	lap	Sect-1	Speed	Sect-2	Speed	Sect-3	Speed	Topspeed	laptime	pit	
1	Pit Out	84.3	33.691	105.7	44.827			1:56.913		8	39.682	89.6	32.947	<u>111.7</u>	44.235			206.5	1:56.864	
2	39.790	87.6	33.065	108.7	44.417		209.7	1:57.272		9	39.388	88.7	33.112	107.9	44.340			208.5	1:56.840	
3	39.268	91.3	32.999	109.2	44.367		209.7	1:56.634		10	40.377	87.7	34.365	97.7	Pit In			202.6	2:07.300	
4	39.393	86.8	32.953	110.3	44.067		209.3	1:56.413		11	Pit Out	89.1	33.198	107.4	44.519				6:26.533	
5	39.465	87.2	33.048	106.1	44.210		212.2	1:56.723		12	<u>39.124</u>	<u>93.3</u>	<u>32.872</u>	103.3	46.986			210.9	1:58.982	
6	39.192	92.2	33.027	110.4	44.059		210.9	1:56.278		13	39.389	92.1	32.997	108.2	<u>43.805</u>			204.2	<u>1:56.191</u>	
7	39.409	90.9	33.198	108.3	44.081		208.1	1:56.688		14			Pit In	87.7	Pit In			<u>212.6</u>	8:35.401	

72 Oscar Almonacil Carrero (ES)										HONDA										
lap	Sect-1	Speed	Sect-2	Speed	Sect-3	Speed	TopSpeed	laptime	pit	lap	Sect-1	Speed	Sect-2	Speed	Sect-3	Speed	Topspeed	laptime	pit	
1	Pit Out	88.0	33.379	108.0	45.342			1:58.968		9	38.761	<u>96.4</u>	33.088	109.9	43.863			214.7	1:55.712	
2	38.954	93.9	33.244	110.5	44.490		212.6	1:56.688		10	38.961	95.5	33.022	109.6	43.569			220.4	1:55.552	
3	39.253	90.2	33.317	102.5	44.691		218.6	1:57.261		11	38.718	95.4	32.888	112.7	43.418			214.3	1:55.024	
4	39.699	91.7	33.104	111.6	44.038		206.9	1:56.841		12	39.093	94.5	32.808	110.5	44.008			215.6	1:55.909	
5	39.576	95.7	33.222	113.1	44.387		<u>220.9</u>	1:57.185 D		13	<u>38.578</u>	91.9	32.663	110.0	43.428			220.0	1:54.669	
6	39.126	95.8	33.497	107.2	44.372		213.9	1:56.995		14	38.722	92.2	<u>32.612</u>	111.8	<u>43.258</u>			217.3	<u>1:54.592</u>	
7	39.488	90.5	33.359	108.9	Pit In		211.4	2:06.374		15	38.654	93.5	33.375	112.1	43.877			217.7	1:55.906	
8	Pit Out	87.7	33.646	<u>115.0</u>	43.779			9:51.161		16	38.616	94.9	32.790	109.1	43.772			214.7	1:55.178	

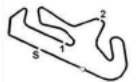
74 Daijiro Sako (JPN)										HONDA										
lap	Sect-1	Speed	Sect-2	Speed	Sect-3	Speed	TopSpeed	laptime	pit	lap	Sect-1	Speed	Sect-2	Speed	Sect-3	Speed	Topspeed	laptime	pit	
1	Pit Out	90.0	33.813	110.4	44.479			1:56.048		10	38.426	94.5	32.760	109.3	44.177			218.2	1:55.363	
2	39.204	94.7	33.183	108.1	47.126		215.6	1:59.513		11	38.629	101.1	37.050	112.3	44.283			220.0	1:59.962	
3	38.684	90.5	33.318	109.0	43.714		220.9	1:55.716		12	38.098	101.0	32.892	118.6	43.333			218.2	1:54.323	
4	38.837	92.9	33.041	<u>119.9</u>	43.678		217.3	1:55.556		13	<u>37.924</u>	<u>104.1</u>	34.071	117.3	44.459			<u>222.2</u>	1:56.454	
5	39.479	92.0	33.036	110.3	44.085		216.9	1:56.600		14	38.308	96.5	<u>32.629</u>	118.0	43.281			219.5	1:54.218	
6	38.475	98.8	32.893	116.3	43.682		219.5	1:55.050		15	38.141	95.7	32.948	113.2	43.837			220.0	1:54.926	
7	38.456	94.6	33.451	109.9	44.216		217.7	1:56.123		16	38.363	97.8	32.671	119.5	43.330			219.5	1:54.364	
8	40.551	94.8	33.513	111.3	Pit In		215.6	2:07.085		17	38.212	99.5	32.637	114.9	<u>43.171</u>			219.5	<u>1:54.020</u>	
9	Pit Out	93.7	33.716	114.2	44.002			7:59.840		18										

75 Justin Fokkert (NL)										HONDA										
lap	Sect-1	Speed	Sect-2	Speed	Sect-3	Speed	TopSpeed	laptime	pit	lap	Sect-1	Speed	Sect-2	Speed	Sect-3	Speed	Topspeed	laptime	pit	
1	Pit Out			107.7	44.054			1:53.738		10				107.6	44.181			217.3	1:58.002	
2				111.9	43.609		220.9	1:55.538		11				111.3	44.240			217.3	1:58.070	
3				111.6	44.051		220.0	1:55.418		12				108.2	44.627			219.1	1:58.205	
4				110.4	<u>43.481</u>		218.6	1:55.307 D		13				107.2	43.612			<u>222.2</u>	1:55.773	
5				111.7	45.675		218.6	1:59.005		14				108.9	43.618			<u>222.2</u>	1:55.483	
6				108.2	43.877		217.3	1:55.399		15				107.5	43.599			221.8	1:55.392	
7				101.3	44.457		214.7	1:57.517		16				112.6	43.564			219.5	<u>1:55.330</u>	
8			Pit In	106.7	Pit In		214.3	2:08.016		17				<u>112.7</u>	44.764			217.3	1:58.212 D	
9	Pit Out			107.4	45.636			9:20.070		18										

77 Mattia Volpi (ITA)										HONDA										
lap	Sect-1	Speed	Sect-2	Speed	Sect-3	Speed	TopSpeed	laptime	pit	lap	Sect-1	Speed	Sect-2	Speed	Sect-3	Speed	Topspeed	laptime	pit	
1	Pit Out	87.7	32.907	107.8	43.847			1:55.911		9	39.040	90.5	33.033	111.7	44.151			216.0	1:56.224	
2	39.639	89.6	32.880	110.2	43.936		214.7	1:56.455		10	38.816	88.5	32.639	111.9	43.367			214.3	1:54.822	
3	39.117	84.7	32.986	107.8	43.920		217.3	1:56.023		11	<u>38.500</u>	91.8	<u>32.452</u>	<u>114.0</u>	43.569			220.0	<u>1:54.521</u>	
4	39.086	89.6	33.909	109.5	44.340		217.7	1:57.335		12	38.531	<u>93.3</u>	32.803	106.8	43.769			220.0	1:55.103	
5	39.552	82.5	33.049	108.0	44.066		216.9	1:56.667		13	39.466	89.9	32.667	113.0	43.335			217.7	1:55.468	
6	39.247	88.5	33.254	111.2	44.554		<u>220.4</u>	1:57.055		14	38.565	90.8	32.551	113.0	43.534			216.4	1:54.650	
7	40.040	84.8	34.172	94.6	Pit In		212.2	2:06.289		15	38.812	91.4	32.965	112.3	<u>43.226</u>			216.9	1:55.003	
8	Pit Out	85.8	33.402	111.5	44.153			11:35.401		16										

78 Damian Jigalov (USA)										HONDA										
lap	Sect-1	Speed	Sect-2	Speed	Sect-3	Speed	TopSpeed	laptime	pit	lap	Sect-1	Speed	Sect-2	Speed	Sect-3	Speed	Topspeed	laptime	pit	
1	Pit Out	87.4	34.020	102.6	45.345			1:57.734		9	39.985	92.2	36.757	110.8	Pit In			211.4	2:10.316	
2	39.613	91.4	33.329	108.5	<u>44.365</u>		213.0	<u>1:57.307</u>		10	Pit Out	92.8	36.852	100.5	49.703				12:01.534	
3	40.039	81.8	33.542	104.8	44.427		210.5	1:58.008		11	42.578	91.2	33.867	110.4	44.997			206.5	2:01.442	





## FIM CEV REPSOL 2020

### Hawkers ETC

9 - 13 July 2020

### Laps and Sector Times - Qualifying 2

Autodromo Internacional Algarve - 4592 mtr.

4	40.423	85.2	33.780	108.5	45.250	<u>220.0</u>	1:59.453	<b>12</b>	39.866	<u>94.3</u>	33.820	109.1	44.887	210.1	1:58.573
5	40.038	91.5	33.369	<u>112.5</u>	44.507	213.0	1:57.914	<b>13</b>	39.812	91.5	33.447	110.0	44.688	216.0	1:57.947
6	42.596	91.8	36.318	108.9	Pit In	211.8	2:12.504	<b>14</b>	39.733	88.8	33.585	110.8	45.163	210.9	1:58.481
7	Pit Out	89.0	33.823	111.8	44.599		2:26.586	<b>15</b>	40.058	<u>94.3</u>	<u>33.303</u>	112.0	44.695	214.7	1:58.056
8	<u>39.338</u>	93.3	33.438	109.5	44.706	211.8	1:57.482	<b>16</b>							

80 David Alonso Gómez (COL)									HONDA										
lap	Sect-1	Speed	Sect-2	Speed	Sect-3	Speed	TopSpeed	laptime	pit	lap	Sect-1	Speed	Sect-2	Speed	Sect-3	Speed	Topspeed	laptime	pit
1	Pit Out	68.0	36.867	105.4	47.403			2:26.761		8	Pit Out	84.8	33.485	113.4	47.613			13:58.738	
2	39.560	87.1	34.142	109.3	44.019		219.1	1:57.721		9	37.883	92.8	32.478	111.0	42.994		224.1	1:53.355	
3	38.382	88.5	32.548	112.6	43.879		219.5	1:54.809		10	<u>37.851</u>	92.6	<u>32.198</u>	116.0	43.330		223.1	1:53.379	
4	38.307	93.3	32.484	111.9	43.195		220.4	1:53.986		11	38.651	<u>119.6</u>	42.738	114.2	43.564		223.6	2:04.953	
5	38.347	93.1	32.497	<u>116.3</u>	43.935		220.0	1:54.779		12	38.065	92.7	32.339	115.6	<u>42.867</u>		223.6	<u>1:53.271</u>	
6	38.139	92.7	32.431	112.9	43.132		220.4	1:53.702		13	38.299	92.0	32.769	115.3	44.091		<u>225.9</u>	1:55.159	
7	39.610	84.8	33.861	106.4	Pit In		218.2	2:11.433		14									

83 Álvaro Carpe (ES)									HONDA										
lap	Sect-1	Speed	Sect-2	Speed	Sect-3	Speed	TopSpeed	laptime	pit	lap	Sect-1	Speed	Sect-2	Speed	Sect-3	Speed	Topspeed	laptime	pit
1	Pit Out	76.3	35.660	96.4	Pit In			2:16.321		6	38.834	88.8	32.729	113.2	43.481		225.0	1:55.044	
2	Pit Out	91.4	33.418	97.2	45.409			2:24.133		7	<u>38.079</u>	93.8	<u>32.585</u>	111.2	43.568		226.4	<u>1:54.232</u>	
3	38.959	89.6	33.051	105.3	44.940		222.2	1:56.950		8	38.155	92.2	32.588	<u>117.3</u>	44.518		226.4	1:55.261	
4	38.386	89.6	33.320	115.8	<u>43.370</u>		<u>228.8</u>	1:55.076		9	38.679	88.3	33.106	109.3	Pit In		224.1	2:03.846	
5	38.894	87.4	33.055	107.9	48.093		220.9	2:00.042		10	Pit Out	91.7	33.539	110.2	44.516			20:30.285	

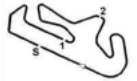
84 Zonta vd Goorbergh (NL)									HONDA										
lap	Sect-1	Speed	Sect-2	Speed	Sect-3	Speed	TopSpeed	laptime	pit	lap	Sect-1	Speed	Sect-2	Speed	Sect-3	Speed	Topspeed	laptime	pit
1	Pit Out	91.5	33.034	107.1	43.636			1:52.187		6	38.587	89.3	32.872	106.0	Pit In		<u>222.2</u>	2:01.952	
2	38.622	94.9	32.660	<u>109.5</u>	<u>43.047</u>		216.9	1:54.329		7	Pit Out	<u>112.7</u>	46.392	102.4	43.939			5:55.401	
3	<u>18:12.052</u>	86.8	33.271	108.5	43.912		218.2	19:29.235		8	38.429	91.4	32.852	106.8	43.512		221.3	1:54.793	
4	38.552	92.4	<u>32.465</u>	108.8	43.252		220.4	1:54.269		9	38.432	91.9	32.791	108.1	43.416		219.5	1:54.639	
5	38.260	92.5	32.520	107.9	43.211		221.3	<u>1:53.991</u>		10	38.398	92.6	32.679	108.2	43.298		220.9	1:54.375	

86 Mario Mayor (ES)									HONDA										
lap	Sect-1	Speed	Sect-2	Speed	Sect-3	Speed	TopSpeed	laptime	pit	lap	Sect-1	Speed	Sect-2	Speed	Sect-3	Speed	Topspeed	laptime	pit
1	Pit Out	85.9	33.982	106.8	44.921			1:56.753		10	39.794	89.9	33.227	115.4	44.541		210.9	1:57.562	
2	39.906	89.6	33.400	105.9	44.047		209.7	1:57.353		11	39.751	91.8	33.365	110.4	44.305		214.3	1:57.421	
3	39.776	84.3	33.506	112.1	44.301		210.5	1:57.583		12	39.347	94.0	33.274	113.9	44.032		210.1	1:56.653	
4	40.334	88.1	33.739	106.2	45.180		212.2	1:59.253		13	39.148	91.1	33.152	109.1	44.040		216.4	1:56.340	
5	39.927	97.6	34.797	113.3	Pit In		207.7	2:10.472		14	<u>38.667</u>	92.8	33.057	115.8	<u>43.462</u>		<u>222.2</u>	<u>1:55.186</u>	
6	Pit Out	89.2	34.102	111.1	44.352			9:05.152	<b>D</b>	15	38.923	91.3	33.710	111.7	43.874		221.8	1:56.507	
7	39.795	89.6	33.281	113.2	44.342		213.0	1:57.418		16	39.177	89.9	<u>32.900</u>	118.8	44.179		220.9	1:56.256	
8	39.688	90.8	33.423	<u>120.1</u>	44.302		214.7	1:57.413		17	39.335	96.1	33.735	113.7	44.409		216.0	1:57.479	
9	39.632	91.8	33.362	111.6	44.042		210.5	1:57.036		18									

93 Sergio Bernal (ES)									HONDA										
lap	Sect-1	Speed	Sect-2	Speed	Sect-3	Speed	TopSpeed	laptime	pit	lap	Sect-1	Speed	Sect-2	Speed	Sect-3	Speed	Topspeed	laptime	pit
1	Pit Out	83.0	34.199	107.5	45.527			1:58.173		10	39.851	89.9	33.617	111.1	44.519		210.5	1:57.987	
2	40.336	87.8	33.591	113.8	45.363		206.1	1:59.290		11	39.662	89.6	33.310	103.0	44.466		210.5	1:57.438	
3	40.987	89.1	33.403	115.6	45.056		203.8	1:59.446		12	39.745	87.6	33.179	105.0	44.503		211.4	1:57.427	
4	39.890	90.7	33.326	116.4	44.949		208.5	1:58.165		13	39.824	91.2	33.443	101.1	44.391		208.5	1:57.658	
5	40.103	88.3	33.621	108.7	Pit In		204.5	2:07.301		14	39.353	<u>94.3</u>	33.161	<u>119.7</u>	44.399		215.1	1:56.913	
6	Pit Out	90.1	33.522	116.5	44.829			6:18.353		15	39.143	94.1	33.119	113.9	44.247		212.6	<u>1:56.509</u>	
7	39.541	92.9	33.294	115.0	Pit In		206.9	2:04.895		16	<u>39.120</u>	89.3	33.544	110.8	<u>44.073</u>		215.1	1:56.737	
8	Pit Out	77.5	35.045	89.6	49.634			2:31.119		17	39.210	91.0	<u>33.085</u>	112.4	44.385		<u>221.3</u>	1:56.680	
9	39.790	90.8	33.262	109.9	44.581		211.4	1:57.633		18	39.567	91.3	33.093	112.6	44.258		214.7	1:56.918	

95 Marco Morelli Chinco (ES)									HONDA										
lap	Sect-1	Speed	Sect-2	Speed	Sect-3	Speed	TopSpeed	laptime	pit	lap	Sect-1	Speed	Sect-2	Speed	Sect-3	Speed	Topspeed	laptime	pit
1	Pit Out	84.5	35.065	101.5	Pit In			2:14.564		10	Pit Out	90.3	33.473	102.8	47.932			6:32.514	
2	Pit Out	91.3	33.908	102.4	45.471			2:24.759		11	41.860	87.2	33.230	110.1	43.841		224.1	1:58.931	
3	39.386	92.9	32.914	109.2	43.885		213.9	1:56.185		12	39.287	92.1	33.062	110.8	44.032		221.8	1:56.381	





## FIM CEV REPSOL 2020

### Hawkers ETC

9 - 13 July 2020

### Laps and Sector Times - Qualifying 2

Autodromo Internacional Algarve - 4592 mtr.

4	38.959	90.4	33.634	111.1	44.000	217.3	1:56.593	13	38.962	92.8	<u>32.528</u>	<u>113.2</u>	43.311	218.2	1:54.801
5	39.108	91.6	33.025	107.5	44.149	216.0	1:56.282	14	39.028	91.9	32.684	111.2	<u>43.204</u>	<u>228.8</u>	1:54.916
6	39.860	90.2	33.027	112.4	44.056	212.6	1:56.943	15	<u>38.413</u>	91.1	33.026	110.0	43.542	221.3	1:54.981
7	38.841	91.5	32.885	111.9	43.748	217.7	1:55.474	16	43.514	92.5	35.448	111.3	43.346	224.1	2:02.308
8	38.724	<u>94.1</u>	32.739	110.3	43.807	216.0	1:55.270	17	38.600	91.4	32.695	108.8	43.247	222.2	<u>1:54.542</u>
9	39.009	91.8	32.925	110.9	Pit In	218.6	2:07.033	18							



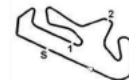
## FIM CEV REPSOL 2020

### Hawkers ETC Laptimes - Qualifying 2

9 - 13 July 2020  
Autodromo Internacional Algarve - 4592 mtr.

Nbr	Name	Laps	lap	Lap ..1	Lap ..2	Lap ..3	Lap ..4	Lap ..5	Lap ..6	Lap ..7	Lap ..8	Lap ..9	Lap ..0
54	Alberto Ferrandez	16	1 - 10	1:59.363	1:54.979	1:59.641	1:53.891	2:00.146	1:54.062	2:06.523	9:57.521	1:53.577	1:54.267
			11 - 20	1:53.424	1:53.214	1:53.663	1:54.064	1:53.184	1:56.059				
80	David Alonso Gómez	13	1 - 10	2:26.761	1:57.721	1:54.809	1:53.986	1:54.779	1:53.702	2:11.433	13:58.738	1:53.355	1:53.379
			11 - 20	2:04.953	1:53.271	1:55.159							
48	Iván Ortola Díez	13	1 - 10	2:29.937	1:56.278	1:57.128	1:54.141	1:54.515	1:53.929	2:07.951	13:58.085	1:55.126	1:54.231
			11 - 20	2:06.616	1:53.739	1:55.399							
49	Julio Garcia	13	1 - 10	2:46.422	1:55.643	1:57.171	1:54.348	1:54.529	1:54.565	2:09.108	14:01.092	1:55.382	1:54.659
			11 - 20	2:00.848	1:53.908	1:55.986							
18	Angel Piqueras Garci	17	1 - 10	2:15.224	2:26.045	1:54.799	1:55.484	1:58.865	1:54.618	1:58.964	1:53.940	2:05.151	6:33.633
			11 - 20	1:57.657	1:55.264	1:53.998	1:53.947	2:00.840	1:56.137	1:57.212			
84	Zonta vd Goorbergh	10	1 - 10	1:52.187	1:54.329	19:29.235	1:54.269	1:53.991	2:01.952	5:55.401	1:54.793	1:54.639	1:54.375
			11 - 20	1:59.962	1:54.323	1:56.454	1:54.218	1:54.926	1:54.364	1:54.020			
74	Daijiro Sako	17	1 - 10	1:56.048	1:59.513	1:55.716	1:55.556	1:56.600	1:55.050	1:56.123	2:07.085	7:59.840	1:55.363
			11 - 20	1:59.962	1:54.323	1:56.454	1:54.218	1:54.926	1:54.364	1:54.020			
29	Harrison Voight	15	1 - 10	1:55.631	1:55.986	1:56.401	1:57.798	1:55.872	1:59.218	2:06.140	11:35.616	1:55.497	1:55.398
			11 - 20	1:54.563	1:54.385	1:54.553	1:54.505	1:54.049					
69	Marcos Ruda Cominos	14	1 - 10	2:12.378	2:24.740	1:55.972	1:56.618	1:56.676	1:55.160	2:03.875	12:25.321	1:55.758	1:54.102
			11 - 20	1:54.392	2:04.277	1:54.553	1:54.877						
7	Filippo Farioli	13	1 - 10	1:57.380	1:56.765	1:57.761	1:56.048	1:55.974	1:55.543	2:07.470	15:34.030	1:54.848	1:54.139
			11 - 20	1:58.762	1:54.442	1:54.163							
38	Juan Rodríguez	17	1 - 10	2:07.712	1:55.401	1:59.990	1:55.909	1:54.895	1:54.627	1:55.483	2:05.513	8:02.399	1:54.528
			11 - 20	1:57.417	1:54.929	1:54.201	1:54.150	1:54.703	1:54.650	1:54.315			
44	Hugo Millan Gracia	15	1 - 10	1:57.128	1:57.473	2:00.123	1:56.306	1:57.361	1:55.473	1:55.262	2:04.325	7:59.162	1:55.760
			11 - 20	1:55.410	1:54.249	1:54.151	1:57.630	2:23.457					
83	Álvaro Carpe	10	1 - 10	2:16.321	2:24.133	1:56.950	1:55.076	2:00.042	1:55.044	1:54.232	1:55.261	2:03.846	20:30.285
			11 - 20	1:54.384	1:54.303	1:57.491	1:56.433	1:57.162					
13	Marco Tapia Horcas	15	1 - 10	1:52.715	1:55.223	1:55.894	1:55.122	2:07.598	6:36.347	1:54.410	2:06.451	8:30.987	1:57.628
			11 - 20	1:54.384	1:54.303	1:57.491	1:56.433	1:57.162					
77	Mattia Volpi	15	1 - 10	1:55.911	1:56.455	1:56.023	1:57.335	1:56.667	1:57.055	2:06.289	11:35.401	1:56.224	1:54.822
			11 - 20	1:54.521	1:55.103	1:55.468	1:54.650	1:55.003					
95	Marco Morelli Chincó	17	1 - 10	2:14.564	2:24.759	1:56.185	1:56.593	1:56.282	1:56.943	1:55.474	1:55.270	2:07.033	6:32.514
			11 - 20	1:58.931	1:56.381	1:54.801	1:54.916	1:54.981	2:02.308	1:54.542			
72	Oscar Almonacil Carrero	16	1 - 10	1:58.968	1:56.688	1:57.261	1:56.841	1:57.185	1:56.995	2:06.374	9:51.161	1:55.712	1:55.552
			11 - 20	1:55.024	1:55.909	1:54.669	1:54.592	1:55.906	1:55.178				
21	Dean Viñales	18	1 - 10	1:54.032	1:55.523	1:55.739	1:55.099	1:58.506	1:55.902	1:59.276	2:06.867	7:34.700	1:55.816
			11 - 20	1:56.035	2:03.817	1:55.468	1:55.211	1:55.360	1:55.593	1:55.056	1:54.885		
66	Phillip Tonn	16	1 - 10	1:56.664	1:55.474	1:59.299	1:54.972	2:08.502	3:18.133	1:56.331	1:56.603	1:59.541	1:55.310
			11 - 20	2:06.197	9:35.876	1:55.303	1:56.067	2:00.267	1:56.451				
55	Noah Dettwiler	18	1 - 10	1:55.077	2:13.590	2:24.585	1:55.844	1:56.542	1:56.214	1:55.041	1:55.879	1:57.496	2:04.672
			11 - 20	1:55.077	2:13.590	2:24.585	1:55.844	1:56.542	1:56.214	1:55.041	1:55.879	1:57.496	2:04.672





## FIM CEV REPSOL 2020

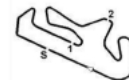
### Hawkers ETC Laptimes - Qualifying 2

9 - 13 July 2020  
Autodromo Internacional Algarve - 4592 mtr.

Nbr	Name	Laps	lap	Lap ..1	Lap ..2	Lap ..3	Lap ..4	Lap ..5	Lap ..6	Lap ..7	Lap ..8	Lap ..9	Lap ..0
			11 - 20	6:33.523	1:58.132	1:56.484	1:55.171	1:55.332	1:57.073	1:56.480	1:56.686		
30	Collin Veijer	13	1 - 10	1:56.976	1:56.858	1:55.234	2:00.121	2:10.379	8:38.232	2:03.857	10:08.080	1:56.026	1:55.073
			11 - 20	1:55.071	1:56.178	1:57.172							
27	Romeo Sandoval	16	1 - 10	2:08.883	1:57.224	1:57.255	1:56.039	1:56.426	1:55.859	1:55.857	2:06.080	9:40.457	1:57.666
			11 - 20	1:56.559	1:55.462	1:55.124	1:55.721	1:57.383	1:57.284				
86	Mario Mayor	17	1 - 10	1:56.753	1:57.353	1:57.583	1:59.253	2:10.472	9:06.152	1:57.418	1:57.413	1:57.036	1:57.562
			11 - 20	1:57.421	1:56.653	1:56.340	1:55.186	1:56.507	1:56.256	1:57.479			
10	Adrian Cruces	12	1 - 10	1:59.444	1:56.993	1:57.790	1:56.064	1:55.783	1:55.703	1:57.051	2:03.627	7:59.867	1:55.329
			11 - 20	1:57.026	2:06.158								
75	Justin Fokkert	17	1 - 10	1:53.738	1:55.538	1:55.418	1:55.307	1:59.005	1:55.399	1:57.517	2:08.016	9:20.070	1:58.002
			11 - 20	1:58.070	1:58.205	1:55.773	1:55.483	1:55.392	1:55.330	1:58.212			
12	Jacob John Roulstone	12	1 - 10	1:59.058	1:57.262	1:56.058	2:07.134	7:36.848	2:27.786	1:55.724	2:08.929	6:46.017	1:56.934
			11 - 20	8:46.414	2:00.407								
36	Sharul Ezw an Sharil	15	1 - 10	2:47.983	10:11.479	1:58.114	1:56.910	1:59.718	1:58.651	2:06.627	3:44.907	1:58.287	1:57.753
			11 - 20	1:56.260	1:55.837	1:59.584	1:57.902	2:01.747					
39	Bartholome Perrin	16	1 - 10	1:56.388	1:59.633	1:59.832	1:58.485	1:57.162	2:08.606	2:16.209	11:03.630	1:56.122	1:56.475
			11 - 20	1:57.149	2:05.162	1:56.933	1:56.697	1:56.990	1:57.111				
3	Mateo Pedeneau	13	1 - 10	1:57.939	1:56.650	1:57.582	2:10.356	1:56.905	2:11.596	13:10.825	2:00.072	2:00.153	1:56.141
			11 - 20	2:09.137	1:57.110	2:17.610							
70	Tyler Scott	14	1 - 10	1:56.913	1:57.272	1:56.634	1:56.413	1:56.723	1:56.278	1:56.688	1:56.864	1:56.840	2:07.300
			11 - 20	6:26.533	1:58.982	1:56.191	8:35.401						
11	Amaury Mizera	17	1 - 10	2:03.697	1:59.581	1:59.233	1:58.144	1:57.220	2:12.824	9:16.192	1:57.887	1:57.520	1:57.479
			11 - 20	1:57.368	1:57.021	1:56.746	1:56.495	1:57.306	1:56.767	2:02.836			
93	Sergio Bernal	18	1 - 10	1:58.173	1:59.290	1:59.446	1:58.165	2:07.301	6:18.353	2:04.895	2:31.119	1:57.633	1:57.987
			11 - 20	1:57.438	1:57.427	1:57.658	1:56.913	1:56.509	1:56.737	1:56.680	1:56.918		
62	Blai Trias Molas	15	1 - 10	1:56.810	1:57.910	1:56.964	1:57.225	1:57.194	2:06.901	13:05.760	1:57.490	1:57.729	1:57.953
			11 - 20	1:57.357	1:57.087	1:56.657	1:57.067	1:57.008					
78	Damian Jigalov	15	1 - 10	1:57.734	1:57.307	1:58.008	1:59.453	1:57.914	2:12.504	2:26.586	1:57.482	2:10.316	12:01.534
			11 - 20	2:01.442	1:58.573	1:57.947	1:58.481	1:58.056					
4	Milan Paw elec	15	1 - 10	1:56.163	1:59.217	1:58.025	2:00.134	2:07.513	4:54.646	2:02.359	2:01.305	1:58.309	1:59.806
			11 - 20	1:58.045	1:57.308	1:58.035	1:57.317	2:15.704					
17	Torin Collins	17	1 - 10	1:56.981	1:59.326	1:58.218	1:58.558	1:58.202	1:57.807	1:58.044	1:58.001	1:58.814	2:06.176
			11 - 20	7:34.927	1:58.236	2:05.257	1:58.333	1:57.703	1:57.508	2:06.200			
2	Marceau LaPierre	18	1 - 10	1:58.542	1:58.663	1:58.353	1:59.919	1:58.725	1:59.238	2:00.493	2:07.471	7:19.260	1:59.354
			11 - 20	1:58.833	1:58.316	1:57.880	1:58.250	1:58.650	2:00.147	1:59.297	2:03.566		
5	Oleg Paw elec	14	1 - 10	1:58.639	2:01.751	2:00.803	1:59.858	2:00.540	2:11.957	3:11.291	1:59.509	1:59.215	1:58.601
			11 - 20	1:58.424	1:58.932	1:58.683	2:06.797						



12 - 13 July  
AUTÓDROMO INTERNACIONAL ALGARVE  
FIM CEV REPSOL 2020

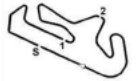


## FIM CEV REPSOL 2020

**Hawkers ETC**  
**Laptimes - Qualifying 2**

**9 - 13 July 2020**  
**Autódromo Internacional Algarve - 4592 mtr.**

Nbr	Name	Laps	lap	Lap ..1	Lap ..2	Lap ..3	Lap ..4	Lap ..5	Lap ..6	Lap ..7	Lap ..8	Lap ..9	Lap ..0
58	Mateusz Pasiuk	15	1 - 10	2:00.907	1:59.001	1:58.730	1:59.376	1:59.203	1:59.189	1:58.797	1:59.158	1:58.826	13:25.050
			11 - 20	1:58.642	1:58.620	2:00.474	1:59.025	2:00.101					
51	Angelo Tagliarini	17	1 - 10	2:10.965	2:04.846	2:03.909	2:03.441	2:03.858	2:03.001	2:21.660	8:21.909	2:03.724	2:02.771
			11 - 20	2:02.836	2:03.120	2:02.965	2:03.356	2:03.528	2:02.736	2:03.794			



## FIM CEV REPSOL 2020

### Hawkers ETC Sector analyse - Qualifying 2

9 - 13 July 2020  
Autodromo Internacional Algarve - 4592 mtr.

Pos	Nbr	Name / Team name	Sector 1			Sector 2			Sector 3			Theoretical best	Actual best	In
			time	Lap	pos	time	Lap	pos	time	Lap	pos			
1	54	Alberto Ferrandez (ES)	37.948	12	3	32.255	12	3	42.738	15		1:52.941	<b>1:53.184</b>	<b>15</b>
2	80	David Alonso Gómez (COL)	37.851	10	1	32.198	10	1	42.867	12		1:52.916	<b>1:53.271</b>	<b>12</b>
3	48	Iván Ortola Díez (ES)	38.155	12	10	32.343	10	4	43.170	6		1:53.668	<b>1:53.739</b>	<b>12</b>
4	49	Julio Garcia (ES)	38.198	12	11	32.449	12	8	43.246	4		1:53.893	<b>1:53.908</b>	<b>12</b>
5	18	Angel Piqueras Garci (ES)	38.034	8	4	32.400	14	6	43.196	13		1:53.630	<b>1:53.940</b>	<b>8</b>
6	84	Zonta vd Goorbergh (NL)	38.129	3	8	32.465	4	11	43.047	2		1:53.641	<b>1:53.991</b>	<b>5</b>
7	74	Daijiro Sako (JPN)	37.924	13	2	32.629	14	18	43.171	17		1:53.724	<b>1:54.020</b>	<b>17</b>
8	29	Harrison Voight (AUS)	38.436	12	19	32.453	15	10	42.969	15		1:53.858	<b>1:54.049</b>	<b>15</b>
9	69	Marcos Ruda Cominos (ES)	38.289	11	12	32.372	11	5	43.304	10		1:53.965	<b>1:54.102</b>	<b>10</b>
10	7	Filippo Farioli (ITA)	38.121	10	6	32.422	10	7	43.294	12		1:53.837	<b>1:54.139</b>	<b>10</b>
11	38	Juan Rodríguez (ES)	38.146	14	9	32.555	13	14	43.124	12		1:53.825	<b>1:54.150</b>	<b>14</b>
12	44	Hugo Millan Gracia (ES)	38.398	13	17	32.465	12	12	43.113	12		1:53.976	<b>1:54.151</b>	<b>13</b>
13	83	Álvaro Carpe (ES)	38.079	7	5	32.585	7	15	43.370	4		1:54.034	<b>1:54.232</b>	<b>7</b>
14	13	Marco Tapia Horcas (ES)	38.123	12	7	32.234	11	2	43.479	12		1:53.836	<b>1:54.303</b>	<b>12</b>
15	77	Mattia Volpi (ITA)	38.500	11	21	32.452	11	9	43.226	15		1:54.178	<b>1:54.521</b>	<b>11</b>
16	95	Marco Morelli Chinco (ES)	38.413	15	18	32.528	13	13	43.204	14		1:54.145	<b>1:54.542</b>	<b>17</b>
17	72	Oscar Amonacil Carrero (ES)	38.578	13	23	32.612	14	17	43.258	14		1:54.448	<b>1:54.592</b>	<b>14</b>
18	21	Dean Viñales (ES)	38.378	13	15	32.714	2	21	43.497	2		1:54.589	<b>1:54.885</b>	<b>18</b>
19	66	Phillip Tonn (DE)	38.343	13	13	32.870	4	24	43.425	4		1:54.638	<b>1:54.972</b>	<b>4</b>
20	55	Noah Dettwiler (CH)	38.371	8	14	32.637	7	19	43.610	7		1:54.618	<b>1:55.041</b>	<b>7</b>
21	30	Collin Veijer (NL)	38.395	11	16	32.658	9	20	43.543	11		1:54.596	<b>1:55.071</b>	<b>11</b>
22	27	Romeo Sandoval (ES)	38.455	13	20	32.946	13	28	43.696	12		1:55.097	<b>1:55.124</b>	<b>13</b>
23	86	Mario Mayor (ES)	38.667	14	24	32.900	16	27	43.462	14		1:55.029	<b>1:55.186</b>	<b>14</b>
24	10	Adrian Cruces (ES)	38.524	10	22	32.610	10	16	43.761	11		1:54.895	<b>1:55.329</b>	<b>10</b>
25	75	Justin Fokkert (NL)							43.481	4			<b>1:55.330</b>	<b>16</b>
26	12	Jacob John Roulstone (AUS)	38.740	7	25	32.816	6	22	43.923	7		1:55.479	<b>1:55.724</b>	<b>7</b>
27	36	Sharul Ezwan Sharil (MY)	38.874	15	27	32.818	11	23	43.881	12		1:55.573	<b>1:55.837</b>	<b>12</b>
28	39	Bartholome Perrin (FRA)	39.125	9	32	32.893	9	26	43.942	14		1:55.960	<b>1:56.122</b>	<b>9</b>
29	3	Mateo Pedeneau (FRA)	38.850	11	26	33.027	10	29	44.120	8		1:55.997	<b>1:56.141</b>	<b>10</b>
30	70	Tyler Scott (USA)	39.124	12	31	32.872	12	25	43.805	13		1:55.801	<b>1:56.191</b>	<b>13</b>
31	11	Amaury Mizera (FRA)	39.109	16	29	33.144	14	31	44.093	13		1:56.346	<b>1:56.495</b>	<b>14</b>
32	93	Sergio Bernal (ES)	39.120	16	30	33.085	17	30	44.073	16		1:56.278	<b>1:56.509</b>	<b>15</b>
33	62	Blai Trias Molas (ES)	39.069	14	28	33.200	4	32	44.079	13		1:56.348	<b>1:56.657</b>	<b>13</b>
34	78	Damian Jigalov (USA)	39.338	8	34	33.303	15	33	44.365	2		1:57.006	<b>1:57.307</b>	<b>2</b>
35	4	Milan Pawelec (POL)	39.285	14	33	33.545	12	34	44.101	2		1:56.931	<b>1:57.308</b>	<b>12</b>
36	17	Torin Collins (CAN)	39.471	5	35	33.570	15	35	44.329	14		1:57.370	<b>1:57.508</b>	<b>16</b>
37	2	Marceau LaPierre (FRA)	39.542	14	36	33.638	3	36	44.614	13		1:57.794	<b>1:57.880</b>	<b>13</b>
38	5	Oleg Pawelec (POL)	39.829	12	38	33.745	14	38	44.570	11		1:58.144	<b>1:58.424</b>	<b>11</b>
39	58	Mateusz Pasiuk (POL)	39.828	3	37	33.700	9	37	44.517	12		1:58.045	<b>1:58.642</b>	<b>11</b>
40	51	Angelo Tagliarini (ITA)	41.071	12	39	35.013	16	39	46.415	10		2:02.499	<b>2:02.736</b>	<b>16</b>





12 - 13 July  
AUTÓDROMO INTERNACIONAL ALGARVE  
FIM CEV REPSOL 2020



## FIM CEV REPSOL 2020

Heat name : **Hawkers ETC - Qualifying 2**  
Heat Date : **12 July 2020**  
Track name : **Autódromo Internacional Algarve - 4592 mtr.**

---

<b>Participants Started</b>	<b>: 40</b>	<b>Participants Classified</b>	<b>: 40</b>
<b>Participants Finished</b>	<b>: 33</b>	<b>Participants Not Classified</b>	<b>: 2</b>
<b>Participants Not Finished</b>	<b>: 7</b>		

---

Green flag at	<b>: 13:35:00</b>	Heat recording start time	<b>: 13:32:01</b>
Finish flag waved at	<b>: 14:15:00</b>	Heat recording end time	<b>: 14:17:20</b>
Total time under Green	<b>: 40:00</b>	Total of All Laps in Heat	<b>: 604</b>
Number of cautions	<b>: 0</b>	Total time under Yellow	<b>: 00:00:00</b>
Number of code-60's	<b>: 0</b>	Total time under Code-60	<b>: 00:00:00</b>

---

### Best Lap time history during the Heat

#	Nbr	lap time	in lap	Name	Motorcycle	time of day
1	84	1:54.329	2	Zonta vd Goorbergh	HONDA	13:38:52
2	54	1:53.891	4	Alberto Ferrandez	HONDA	13:44:29
3	80	1:53.702	6	David Alonso Gómez	HONDA	13:49:49
4	54	1:53.577	9	Alberto Ferrandez	HONDA	14:02:21
5	54	1:53.424	11	Alberto Ferrandez	HONDA	14:06:08
6	80	1:53.355	9	David Alonso Gómez	HONDA	14:07:52
7	54	1:53.214	12	Alberto Ferrandez	HONDA	14:08:01
8	54	1:53.184	15	Alberto Ferrandez	HONDA	14:13:42