



12 - 13 July
AUTÓDROMO INTERNACIONAL ALGARVE
FIM CEV REPSOL 2020



FIM CEV REPSOL 2020

Moto 2

9 - 13 July 2020

Result of Qualifying 1

Autódromo Internacional Algarve - 4592 mtr.

Pos	Nbr	Name / Entrant	Motorcycle	Cls	PIC	Fastest	In	Gap	Diff	Laps	Km/h
1	55	Yari Montella (ITA) Team Ciatti - Speed Up	SPEED UP	M2	1	1:45.785	8			15	156.27
2	3	Lukas Tulovic (DE) Kiefer Racing	KALEX	M2	2	1:46.437	11	0.652	0.652	14	155.31
3	66	Niki Tuuli (FIN) Team Stylobike	KALEX	M2	3	1:46.486	5	0.701	0.049	13	155.24
4	7	Adam Norrodin (MY) Liqui Moly Intact SIC Junior	KALEX	M2	4	1:46.615	12	0.830	0.129	15	155.06
5	61	Alessandro Zaccane (ITA) Promoracing	KALEX	M2	5	1:47.102	3	1.317	0.487	14	154.35
6	74	Peter Biesiekirski (POL) Team Stylobike - EUVIC	KALEX	M2	6	1:47.210	12	1.425	0.108	14	154.19
7	5	Alejandro Medina (ES) Apex - Cardoso Racing	KALEX	M2	7	1:47.316	10	1.531	0.106	13	154.04
8	54	Aldeguer Fermin (ES) Fau 55 Tey Racing	YAMAHA	SST600	1	1:47.383	10	1.598	0.067	13	153.95
9	18	Xavi Cardelus (AND) Team Stylobike	KALEX	M2	8	1:47.553	16	1.768	0.170	16	153.70
10	56	Alex Toledo (ES) Easy Race	YAMAHA	SST600	2	1:47.856	4	2.071	0.303	12	153.27
11	23	Taiga Hada (JPN) AGR Team	KALEX	M2	9	1:47.966	5	2.181	0.110	15	153.11
12	48	Joan Diaz (ES) H43 Team Nobby	YAMAHA	SST600	3	1:48.728	12	2.943	0.762	17	152.04
13	35	Sam Wilford (GBR) IDWe Racing	KALEX	M2	10	1:48.771	12	2.986	0.043	17	151.98
14	13	Mattia Rato (ITA) Easyrace Team	KALEX	M2	11	1:48.780	11	2.995	0.009	16	151.97
15	88	Alessandro Zetti (ITA) SF Racing	KALEX	M2	12	1:48.917	6	3.132	0.137	15	151.78
16	70	Takeshi Ishizuka (JPN) Easyrace Team	KALEX	M2	13	1:49.142	8	3.357	0.225	17	151.47
17	86	Nicolas Chris Czyba (DE) H43 Team Nobby Talasur-Blu	YAMAHA	SST600	4	1:49.765	11	3.980	0.623	15	150.61
18	45	Leon Orgis (DE) Redding-Pinamoto RS	YAMAHA	SST600	5	1:50.437	9	4.652	0.672	17	149.69
19	19	Andreas Kofler (AUT) Redding-Pinamoto	YAMAHA	SST600	6	1:50.600	12	4.815	0.163	18	149.47
20	4	Jake Archer (GBR) Kovara/rs racing	KALEX	M2	14	1:50.702	10	4.917	0.102	15	149.33
21	97	Connor Funk (USA) Nykos Racing	NYKOS	M2	15	1:56.010	9	10.225	5.308	17	142.50
Not Qualified		Qualification maxima (110% of 1:45.785) = 1:56.363									
DNC	44	Kevin Orgis (DE) Redding-Pinamoto RS	SUTER	M2						1	0.00

Fastest time : 1:45.785 in lap 8 by nbr. 55 : Yari Montella (SPEED UP)

Results: <https://livetiming.raceresults.ru/autodromodoalgarve>

Timekeeping by :

Time Printed : 12-07-2020 - 12:22

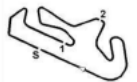
Clerk of the Course

Timekeeper

Miguel C. Calado Glória

Publication-time





FIM CEV REPSOL 2020

Moto 2

9 - 13 July 2020

Laps and Sector Times - Qualifying 1

Autodromo Internacional Algarve - 4592 mtr.

3 Lukas Tulovic (DE)										KALEX										
lap	Sect-1	Speed	Sect-2	Speed	Sect-3	Speed	TopSpeed	laptime	pit	lap	Sect-1	Speed	Sect-2	Speed	Sect-3	Speed	Topspeed	laptime	pit	
1	Pit Out	84.2	31.850	110.0	41.706			1:54.977		8	37.904	91.9	31.833	105.8	Pit In			274.1	2:01.275	
2	19:47.216	90.8	31.203	115.6	40.943		272.7	20:59.362		9	Pit Out	90.5	32.160	107.0	41.981				14:33.504	
3	36.534	97.6	31.048	111.2	40.722		<u>276.2</u>	1:48.304		10	35.266	98.6	31.073	114.3	40.640			274.8	1:46.979	
4	40.187	90.6	31.189	<u>115.9</u>	44.135		271.4	1:55.511		11	35.262	97.8	30.692	112.1	<u>40.483</u>			<u>276.2</u>	<u>1:46.437</u>	
5	35.502	<u>102.1</u>	31.676	111.7	41.272		274.8	1:48.450		12	35.188	96.5	30.752	112.0	40.737			275.5	1:46.677	
6	35.681	92.2	30.872	114.2	41.020		271.4	1:47.573		13	41.538	90.1	32.194	108.8	41.002			270.7	1:54.734	
7	35.252	98.8	30.976	106.4	40.754		275.5	1:46.982		14	<u>35.181</u>	96.4	<u>30.583</u>	115.6	40.908			273.4	1:46.672	

4 Jake Archer (GBR)										KALEX										
lap	Sect-1	Speed	Sect-2	Speed	Sect-3	Speed	TopSpeed	laptime	pit	lap	Sect-1	Speed	Sect-2	Speed	Sect-3	Speed	Topspeed	laptime	pit	
1	Pit Out	86.1	33.467	106.9	44.514			2:08.532		9	Pit Out	91.5	33.297	107.1	43.625				7:25.311	
2	19:33.704	87.8	32.956	104.2	45.666		254.1	20:52.326		10	36.755	93.8	31.778	111.8	<u>42.169</u>			268.7	<u>1:50.702</u>	
3	37.372	91.2	32.219	113.2	42.450		268.0	1:52.041		11	36.630	94.7	31.790	115.3	42.566			267.3	1:50.986	
4	36.989	92.7	31.820	<u>115.5</u>	42.275		268.7	1:51.084		12	36.621	95.8	<u>31.664</u>	112.9	42.460			268.0	1:50.745	
5	40.827	<u>117.5</u>	44.241	108.1	Pit In		266.0	2:20.100		13	36.578	95.6	31.822	115.3	42.480			267.3	1:50.880	
6	Pit Out	93.0	32.474	112.6	42.509			5:02.770		14	39.146	101.9	33.106	113.2	42.611			<u>271.4</u>	1:54.863	
7	37.036	93.8	31.979	112.0	42.412		266.0	1:51.427		15	37.060	90.8	34.118	109.6	Pit In			267.3	2:01.347	
8	<u>36.575</u>	109.9	38.389	110.0	Pit In		268.0	2:04.732		16										

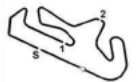
5 Alejandro Medina (ES)										KALEX										
lap	Sect-1	Speed	Sect-2	Speed	Sect-3	Speed	TopSpeed	laptime	pit	lap	Sect-1	Speed	Sect-2	Speed	Sect-3	Speed	Topspeed	laptime	pit	
1	Pit Out	92.2	31.638	105.6	41.611			23:02.024		8	37.137	89.2	31.887	112.5	Pit In			271.4	2:00.924	
2	36.149	91.1	31.010	107.2	40.950		267.3	1:48.109		9	Pit Out	92.9	32.634	106.0	43.621				13:32.144	D
3	35.467	96.1	31.062	103.5	41.191		270.7	1:47.720		10	35.609	94.4	<u>30.771</u>	110.8	<u>40.936</u>			270.7	<u>1:47.316</u>	
4	35.668	89.9	30.905	110.0	41.111		272.0	1:47.684		11	35.645	92.1	31.292	<u>116.0</u>	48.505			268.7	1:55.442	
5	38.272	84.2	32.137	109.4	43.006		271.4	1:53.415		12	36.125	93.1	31.338	113.3	41.091			270.0	1:48.554	
6	35.673	92.2	30.890	108.1	41.080		271.4	1:47.643		13	<u>35.432</u>	<u>97.9</u>	31.217	111.6	40.961			<u>272.7</u>	1:47.610	
7	35.503	91.8	30.773	110.1	41.279		270.7	1:47.555		14										

7 Adam Norrodin (MY)										KALEX										
lap	Sect-1	Speed	Sect-2	Speed	Sect-3	Speed	TopSpeed	laptime	pit	lap	Sect-1	Speed	Sect-2	Speed	Sect-3	Speed	Topspeed	laptime	pit	
1	Pit Out	77.2	33.583	106.7	41.457			2:20.216		9	35.160	96.9	30.825	111.9	40.748			<u>277.6</u>	1:46.733	
2	19:42.278	90.9	31.767	<u>115.0</u>	41.431		0.1	20:55.476		10	35.912	95.8	31.589	108.7	Pit In			270.7	1:56.780	
3	35.774	95.7	30.869	111.7	40.774		274.1	1:47.417		11	Pit Out	100.0	33.812	108.9	40.935				12:39.428	
4	43.567	98.4	32.218	108.7	42.740		276.2	1:58.525	D	12	35.294	95.4	<u>30.560</u>	111.7	40.761			276.2	<u>1:46.615</u>	
5	<u>35.146</u>	<u>100.8</u>	36.579	102.7	43.910		272.7	1:55.635		13	35.290	95.7	30.677	109.8	<u>40.722</u>			272.7	1:46.689	
6	35.739	97.2	31.031	110.2	40.766		272.7	1:47.536		14	45.204	94.7	31.846	110.1	41.084			269.3	1:58.134	
7	36.049	95.2	30.779	110.2	41.038		276.2	1:47.866		15	35.522	96.1	30.724	113.6	40.971			271.4	1:47.217	
8	35.540	94.6	30.825	111.7	40.874		274.8	1:47.239		16										

13 Mattia Rato (ITA)										KALEX										
lap	Sect-1	Speed	Sect-2	Speed	Sect-3	Speed	TopSpeed	laptime	pit	lap	Sect-1	Speed	Sect-2	Speed	Sect-3	Speed	Topspeed	laptime	pit	
1	Pit Out	84.0	32.593	104.0	42.404			2:01.092		9	Pit Out	84.1	35.748	107.1	45.713				7:47.955	D
2	21:55.349	89.4	31.966	108.0	42.058		257.8	23:09.373		10	36.252	90.2	31.439	107.7	<u>41.530</u>			273.4	1:49.221	
3	36.603	91.2	31.461	107.0	41.988		273.4	1:50.052		11	<u>35.893</u>	91.4	<u>31.297</u>	106.2	41.590			270.7	<u>1:48.780</u>	
4	36.306	88.1	31.506	<u>110.4</u>	41.812		262.1	1:49.624		12	35.940	<u>95.7</u>	31.613	103.3	41.643			274.8	1:49.196	
5	36.478	92.8	31.387	104.4	41.669		272.7	1:49.534		13	37.459	88.7	32.005	104.3	Pit In			271.4	2:01.505	
6	36.255	90.8	31.469	103.4	41.584		274.1	1:49.308		14	Pit Out	88.0	33.975	101.2	45.258				2:21.358	
7	36.014	89.3	31.363	105.6	41.620		<u>275.5</u>	1:48.997		15	36.229	90.4	31.876	101.8	48.351			271.4	1:56.456	
8	36.825	88.7	31.466	105.1	Pit In		274.8	1:59.447		16	35.898	89.8	31.305	106.3	41.663			274.1	1:48.866	

18 Xavi Cardelus (AND)										KALEX										
lap	Sect-1	Speed	Sect-2	Speed	Sect-3	Speed	TopSpeed	laptime	pit	lap	Sect-1	Speed	Sect-2	Speed	Sect-3	Speed	Topspeed	laptime	pit	
1	Pit Out	92.5	32.710	104.7	41.688			1:50.307		9	39.247	94.2	32.671	109.6	Pit In			279.1	2:01.359	
2	19:40.641	83.9	31.805	107.4	41.768		274.8	20:54.214		10	Pit Out	91.9	31.708	107.8	41.528				11:34.538	
3	35.871	91.1	31.097	110.8	<u>40.979</u>		271.4	1:47.947		11	39.158	92.1	31.523	109.1	52.647			276.2	2:03.328	
4	36.173	92.0	31.248	110.2	42.034		270.7	1:49.455		12	35.882	92.5	31.136	107.8	41.131			273.4	1:48.149	
5	35.587	91.9	31.100	<u>113.7</u>	41.156		275.5	1:47.843		13	35.490	<u>96.9</u>	31.019	106.4	41.080			275.5	1:47.589	
6	39.984	82.1	36.158	107.5	45.353		276.9	2:01.495		14	37.193	93.0	31.287	107.0	41.333			277.6	1:49.813	





FIM CEV REPSOL 2020

Moto 2

9 - 13 July 2020

Laps and Sector Times - Qualifying 1

Autodromo Internacional Algarve - 4592 mtr.

7	38.547	93.1	31.216	106.6	41.361	275.5	1:51.124	15	35.754	93.3	<u>30.992</u>	106.8	41.298	277.6	1:48.044
8	35.905	94.3	31.207	110.2	41.246	277.6	1:48.358	16	35.425	95.8	31.029	110.3	41.099	275.5	<u>1:47.553</u>

19 Andreas Kofler (AUT)									YAMAHA										
lap	Sect-1	Speed	Sect-2	Speed	Sect-3	Speed	TopSpeed	laptime	pit	lap	Sect-1	Speed	Sect-2	Speed	Sect-3	Speed	Topspeed	laptime	pit
1	Pit Out	69.9	33.381	106.9	42.886			2:11.016		10	36.499	94.3	32.078	111.9	<u>42.420</u>		264.7	1:50.997	
2	19:20.737	82.7	33.273	103.7	45.212		<u>270.0</u>	20:39.222		11	<u>36.264</u>	94.3	33.363	108.2	45.967		265.4	1:55.594	
3	39.693	96.3	33.857	108.8	43.057		262.1	1:56.607		12	36.328	92.0	31.805	108.3	42.467		266.0	<u>1:50.600</u>	
4	40.839	89.3	<u>31.768</u>	112.7	42.842		264.1	1:55.449		13	36.576	89.9	31.768	109.5	42.468		264.7	1:50.812	
5	36.789	91.1	32.121	110.5	42.839		264.7	1:51.749		14	40.639	98.9	36.774	104.2	44.519		262.1	2:01.932	
6	37.005	89.3	33.501	107.0	42.573		262.8	1:53.079		15	36.489	91.4	31.849	110.4	Pit In		266.0	1:59.928	
7	36.626	89.1	31.938	108.5	42.695		268.0	1:51.259		16	Pit Out	89.6	33.235	106.3	46.729		262.1	2:32.577	
8	40.139	<u>113.3</u>	39.412	105.2	Pit In		264.7	2:12.636		17	36.605	90.5	31.937	<u>115.6</u>	43.566		261.5	1:52.108	
9	Pit Out	83.0	33.186	101.4	43.218			5:49.009		18	36.455	92.0	31.798	109.2	42.483		266.0	1:50.736	

23 Taiga Hada (JPN)									KALEX										
lap	Sect-1	Speed	Sect-2	Speed	Sect-3	Speed	TopSpeed	laptime	pit	lap	Sect-1	Speed	Sect-2	Speed	Sect-3	Speed	Topspeed	laptime	pit
1	Pit Out	82.8	32.682	109.2	41.958			2:11.840		9	36.679	90.8	31.498	109.2	Pit In		248.8	1:58.565	
2	19:46.237	88.4	31.543	<u>116.4</u>	43.283		0.1	21:01.063		10	Pit Out	85.6	32.206	112.4	42.248			13:28.917	
3	35.940	95.2	31.115	115.0	41.082		272.7	1:48.137		11	36.341	88.8	31.402	112.1	41.592		272.7	1:49.335	
4	36.553	93.9	31.265	112.5	42.056		274.1	1:49.874		12	35.939	93.7	31.335	111.0	41.278		272.7	1:48.552	
5	35.810	<u>95.4</u>	<u>31.082</u>	115.3	<u>41.074</u>		271.4	<u>1:47.966</u>		13	36.001	90.9	31.096	109.4	41.312		270.0	1:48.409	
6	36.472	83.9	36.506	107.1	46.789		<u>279.1</u>	1:59.767		14	35.983	91.8	31.874	111.5	43.373		271.4	1:51.230	
7	36.244	91.1	31.737	106.7	42.064		260.9	1:50.045		15	35.877	91.4	31.154	112.4	41.369		274.8	1:48.400	
8	<u>35.707</u>	93.8	31.113	109.2	41.360		278.4	1:48.180		16									

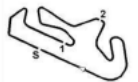
35 Sam Wilford (GBR)									KALEX										
lap	Sect-1	Speed	Sect-2	Speed	Sect-3	Speed	TopSpeed	laptime	pit	lap	Sect-1	Speed	Sect-2	Speed	Sect-3	Speed	Topspeed	laptime	pit
1	Pit Out	84.2	32.685	102.7	44.258			2:02.647		10	Pit Out	89.3	32.857	103.7	42.545			9:00.404	
2	19:59.187	87.4	31.939	107.1	42.073		200.7	21:13.199		11	36.385	89.8	31.253	107.4	41.506		271.4	1:49.144	
3	36.801	89.5	31.264	<u>112.4</u>	41.461		259.0	1:49.526		12	36.156	91.7	31.270	109.4	41.345		270.7	<u>1:48.771</u>	
4	36.606	89.9	31.392	110.0	41.692		267.3	1:49.690		13	<u>36.065</u>	<u>92.9</u>	31.397	106.4	41.350		<u>272.0</u>	1:48.812	
5	37.315	88.4	31.911	107.1	41.601		254.7	1:50.827		14	43.650	84.5	33.817	104.3	41.978		261.5	1:59.445	
6	36.406	90.5	31.802	109.4	41.500		266.0	1:49.708		15	36.409	91.9	31.397	108.1	<u>41.245</u>		270.7	1:49.051	
7	36.550	90.2	31.714	110.0	41.507		262.8	1:49.771		16	36.076	91.7	31.376	109.2	41.742		<u>272.0</u>	1:49.194	
8	36.256	90.0	<u>31.226</u>	112.0	41.480		271.4	1:48.962	D	17	36.468	91.4	36.399	109.9	Pit In		266.0	2:10.333	
9	42.252	81.9	33.145	104.8	Pit In		259.6	2:07.670		18									

44 Kevin Orgis (DE)									SUTER										
lap	Sect-1	Speed	Sect-2	Speed	Sect-3	Speed	TopSpeed	laptime	pit	lap	Sect-1	Speed	Sect-2	Speed	Sect-3	Speed	Topspeed	laptime	pit
1	Pit Out	82.1	<u>32.702</u>	<u>100.7</u>	<u>43.459</u>			1:59.176		2									

45 Leon Orgis (DE)									YAMAHA										
lap	Sect-1	Speed	Sect-2	Speed	Sect-3	Speed	TopSpeed	laptime	pit	lap	Sect-1	Speed	Sect-2	Speed	Sect-3	Speed	Topspeed	laptime	pit
1	Pit Out	81.4	32.720	104.3	42.732			2:00.822		10	40.017	95.7	31.917	108.5	42.486		254.7	1:54.420	
2	19:36.428	<u>96.2</u>	39.057	103.8	45.400		228.3	21:00.885		11	37.409	88.4	31.873	105.8	45.431		<u>259.6</u>	1:54.713	
3	37.668	88.7	31.851	109.1	42.128		256.5	1:51.647		12	37.612	92.9	32.577	111.0	41.903		252.3	1:52.092	
4	37.052	91.8	31.721	<u>113.8</u>	42.054		257.8	1:50.827		13	36.892	89.6	<u>31.537</u>	108.7	42.009		255.3	1:50.438	
5	39.292	91.1	34.558	91.0	43.465		255.9	1:57.315		14	36.961	91.4	31.844	106.1	45.050		253.5	1:53.855	
6	36.899	87.7	31.795	104.4	42.158		257.1	1:50.852		15	37.510	88.5	31.776	107.5	42.565		252.3	1:51.851	
7	37.611	88.3	33.015	107.5	Pit In		254.1	2:01.000		16	37.186	92.5	31.566	105.3	42.084		254.7	1:50.836	
8	Pit Out	92.0	31.839	112.7	42.680			9:42.992		17	40.220	92.0	34.004	96.3	Pit In		254.1	2:08.850	
9	<u>36.835</u>	93.0	31.727	107.0	<u>41.875</u>		253.5	<u>1:50.437</u>		18									

48 Joan Diaz (ES)									YAMAHA										
lap	Sect-1	Speed	Sect-2	Speed	Sect-3	Speed	TopSpeed	laptime	pit	lap	Sect-1	Speed	Sect-2	Speed	Sect-3	Speed	Topspeed	laptime	pit
1	Pit Out	77.8	32.860	107.6	42.536			2:04.952		10	35.930	<u>102.9</u>	32.412	109.5	44.232		265.4	1:52.574	
2	19:13.006	81.8	32.871	107.6	42.937		266.0	20:28.814		11	36.094	95.3	<u>31.199</u>	114.4	41.671		264.1	1:48.964	
3	37.268	89.3	31.823	111.3	42.176		264.7	1:51.267		12	<u>35.907</u>	95.6	31.293	113.1	<u>41.528</u>		264.1	<u>1:48.728</u>	
4	36.598	92.9	31.562	109.0	42.228		262.1	1:50.388		13	37.991	92.0	35.242	104.5	Pit In		263.4	2:09.587	
5	36.408	93.9	31.581	112.4	42.032		262.1	1:50.021		14	Pit Out	90.8	32.240	110.9	42.417			3:26.187	





FIM CEV REPSOL 2020

Moto 2

9 - 13 July 2020

Laps and Sector Times - Qualifying 1

Autodromo Internacional Algarve - 4592 mtr.

6	36.193	92.9	31.510	<u>115.4</u>	41.880	263.4	1:49.583	15	36.155	93.6	31.393	111.6	41.563	<u>268.7</u>	1:49.111
7	40.231	92.0	31.732	109.2	Pit In	262.1	2:02.408	16	35.940	93.0	31.423	109.4	41.927	266.7	1:49.290
8	Pit Out	85.1	33.207	107.5	42.439		8:16.666	17	36.188	96.0	31.247	112.7	41.734	262.1	1:49.169
9	36.130	101.1	31.932	114.4	46.786	264.7	1:54.848	18							

54 Aldeguer Fermin (ES)									YAMAHA										
lap	Sect-1	Speed	Sect-2	Speed	Sect-3	Speed	TopSpeed	laptime	pit	lap	Sect-1	Speed	Sect-2	Speed	Sect-3	Speed	Topspeed	laptime	pit
1	Pit Out	82.7	32.493	110.1	41.823			2:01.855		8	Pit Out	90.1	32.955	103.9	42.860			15:26.799	
2	19:49.931	89.9	31.821	113.2	41.535		<u>270.0</u>	21:03.287		9	37.823	95.8	31.513	109.3	42.814		267.3	1:52.150	
3	36.111	91.1	31.064	<u>118.9</u>	41.714		266.0	1:48.889		10	35.696	94.7	<u>30.730</u>	113.2	<u>40.957</u>		265.4	<u>1:47.383</u>	
4	36.119	94.5	30.804	112.0	41.250		266.0	1:48.173		11	<u>35.596</u>	<u>99.1</u>	30.964	111.8	41.066		266.7	1:47.626	
5	35.793	97.9	30.939	116.3	41.401		259.0	1:48.133		12	37.618	98.6	32.779	108.4	42.862		266.7	1:53.259	
6	35.907	92.2	31.056	108.9	41.381		266.7	1:48.344		13	35.850	89.4	30.897	110.2	41.226		264.7	1:47.973	
7	40.447	92.2	35.338	107.8	Pit In		262.8	2:12.891		14									

55 Yari Montella (ITA)									SPEED UP										
lap	Sect-1	Speed	Sect-2	Speed	Sect-3	Speed	TopSpeed	laptime	pit	lap	Sect-1	Speed	Sect-2	Speed	Sect-3	Speed	Topspeed	laptime	pit
1	Pit Out	91.3	30.773	112.7	40.585			22:38.289		9	35.970	91.6	30.503	114.6	Pit In		<u>274.8</u>	1:54.775	
2	35.167	94.2	30.632	116.0	40.576		274.1	1:46.375		10	Pit Out	93.2	30.785	113.3	40.676			6:55.425	
3	35.105	94.8	30.577	116.1	<u>40.321</u>		273.4	1:46.003		11	34.935	95.0	30.419	116.9	40.500		272.7	1:45.854	D
4	34.927	95.7	30.401	<u>119.5</u>	40.460		274.1	1:45.788		12	35.092	96.5	30.380	118.9	40.874		272.7	1:46.346	
5	34.948	96.8	<u>30.366</u>	116.8	40.499		273.4	1:45.813		13	35.414	94.9	30.524	113.3	40.632		274.1	1:46.570	
6	36.777	95.6	<u>30.667</u>	115.9	Pit In		273.4	1:55.469		14	35.006	94.7	31.008	112.6	40.553		274.1	1:46.567	
7	Pit Out	97.2	30.841	116.9	40.555			5:34.198		15	34.838	<u>101.4</u>	30.670	115.5	40.411		274.1	1:45.919	
8	<u>34.708</u>	100.0	30.490	116.8	40.587		<u>274.8</u>	<u>1:45.785</u>		16									

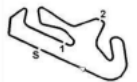
56 Alex Toledo (ES)									YAMAHA										
lap	Sect-1	Speed	Sect-2	Speed	Sect-3	Speed	TopSpeed	laptime	pit	lap	Sect-1	Speed	Sect-2	Speed	Sect-3	Speed	Topspeed	laptime	pit
1	Pit Out	81.0	35.334	88.4	46.947			23:51.014		7	Pit Out	89.2	32.012	118.3	42.850			6:12.486	
2	35.942	93.8	31.020	117.4	<u>41.193</u>		<u>268.0</u>	1:48.155		8	35.932	94.1	<u>30.798</u>	<u>119.5</u>	41.351		<u>268.0</u>	1:48.081	
3	35.734	93.2	30.968	116.5	41.231		266.0	1:47.933		9	<u>35.614</u>	95.6	31.056	117.6	41.305		<u>268.0</u>	1:47.975	
4	35.670	95.8	30.804	118.0	41.382		266.7	<u>1:47.856</u>		10	35.791	93.4	30.880	115.9	41.450		267.3	1:48.121	
5	37.661	95.9	31.981	113.8	Pit In		265.4	1:58.251		11	36.194	95.1	31.456	114.0	41.651		267.3	1:49.301	
6	Pit Out	95.2	32.088	118.2	Pit In			9:06.099		12	36.959	92.2	31.507	113.7	41.832		266.7	1:50.298	

61 Alessandro Zaccane (ITA)									KALEX										
lap	Sect-1	Speed	Sect-2	Speed	Sect-3	Speed	TopSpeed	laptime	pit	lap	Sect-1	Speed	Sect-2	Speed	Sect-3	Speed	Topspeed	laptime	pit
1	Pit Out	91.8	31.726	110.7	41.421			24:25.942		8	Pit Out	93.8	32.246	106.4	41.672			9:42.671	
2	35.867	90.8	30.792	108.3	40.890		272.0	1:47.549		9	35.600	91.8	30.857	111.6	40.852		267.3	1:47.309	
3	35.502	92.2	<u>30.692</u>	110.5	40.908		<u>273.4</u>	<u>1:47.102</u>		10	35.484	95.1	30.826	<u>114.9</u>	41.069		268.7	1:47.379	D
4	35.395	95.4	30.833	109.8	41.004		272.7	1:47.232		11	35.345	95.6	30.975	110.7	40.984		268.7	1:47.304	
5	35.396	95.0	31.172	109.9	40.904		272.0	1:47.472		12	35.366	92.3	30.770	112.4	40.971		270.0	1:47.107	
6	<u>35.214</u>	<u>97.0</u>	30.988	110.7	40.907		271.4	1:47.109		13	59.251	92.8	55.724	105.8	41.867		251.7	2:36.842	
7	39.606	83.5	32.397	105.2	Pit In		272.0	2:02.202		14	35.654	94.5	30.914	113.0	<u>40.786</u>		270.0	1:47.354	

66 Niki Tuuli (FIN)									KALEX										
lap	Sect-1	Speed	Sect-2	Speed	Sect-3	Speed	TopSpeed	laptime	pit	lap	Sect-1	Speed	Sect-2	Speed	Sect-3	Speed	Topspeed	laptime	pit
1	Pit Out	85.3	31.583	105.6	41.321			21:46.322		8	35.448	92.8	30.604	113.7	40.736		272.7	1:46.788	
2	35.638	91.8	30.597	112.0	40.420		272.0	1:46.655		9	36.736	93.2	32.488	108.9	Pit In		272.7	1:58.544	
3	49.364	94.5	31.302	108.7	42.585		256.5	2:03.251		10	Pit Out	83.0	31.973	103.9	41.349			10:50.187	
4	<u>34.713</u>	<u>108.2</u>	40.411	108.1	40.570		276.9	1:55.694		11	35.122	95.4	<u>30.423</u>	<u>114.9</u>	40.475		273.4	1:46.020	D
5	35.001	97.9	31.101	109.4	<u>40.384</u>		<u>277.6</u>	<u>1:46.486</u>		12	35.102	97.0	30.559	111.7	40.565		273.4	1:46.226	D
6	36.508	90.8	30.728	110.0	40.855		269.3	1:48.091	D	13	35.696	89.3	30.877	110.9	Pit In		273.4	1:57.046	
7	35.251	95.8	31.032	106.1	40.776		274.1	1:47.059		14									

70 Takeshi Ishizuka (JPN)									KALEX										
lap	Sect-1	Speed	Sect-2	Speed	Sect-3	Speed	TopSpeed	laptime	pit	lap	Sect-1	Speed	Sect-2	Speed	Sect-3	Speed	Topspeed	laptime	pit
1	Pit Out	82.9	33.622	104.4	43.152			2:07.502		10	Pit Out	91.8	33.317	106.4	42.047			5:56.053	
2	21:49.179	86.5	32.812	103.3	42.619		248.3	23:04.610		11	36.338	91.5	31.749	106.9	41.632		267.3	1:49.719	
3	37.120	90.2	32.004	107.6	41.761		261.5	1:50.885		12	36.141	<u>102.1</u>	34.311	84.7	42.466		267.3	1:52.918	
4	36.529	90.5	31.785	106.7	41.937		267.3	1:50.251		13	39.773	87.2	32.166	107.5	44.038		246.6	1:55.977	





FIM CEV REPSOL 2020

Moto 2

9 - 13 July 2020

Laps and Sector Times - Qualifying 1

Autodromo Internacional Algarve - 4592 mtr.

5	36.724	94.6	31.939	108.1	42.036	266.7	1:50.699	14	36.246	94.9	31.884	109.6	41.503	264.7	1:49.633
6	36.680	95.5	32.061	108.9	41.844	266.7	1:50.585	15	36.104	94.6	31.591	108.4	41.570	264.1	1:49.265
7	36.233	90.5	31.558	109.4	41.510	266.0	1:49.301	16	42.683	90.2	32.115	110.5	42.122	264.1	1:56.920
8	36.206	90.8	<u>31.444</u>	<u>111.3</u>	41.492	262.8	<u>1:49.142</u>	17	<u>36.008</u>	90.2	31.837	107.7	<u>41.347</u>	<u>271.4</u>	1:49.192
9	39.036	83.9	33.167	109.8	Pit In	242.7	2:03.686	18							

74 Peter Biesiekirski (POL)									KALEX								
lap	Sect-1	Speed	Sect-2	Speed	Sect-3	Speed	TopSpeed	laptime pit	lap	Sect-1	Speed	Sect-2	Speed	Sect-3	Speed	Topspeed	laptime pit
1	Pit Out	87.9	32.749	100.2	41.720			1:52.076	8	Pit Out	94.3	34.345	<u>115.1</u>	Pit In			5:16.918
2	19:59.385	88.2	32.250	103.6	42.175		246.6	21:13.810	9	Pit Out	84.4	31.973	105.2	41.645			10:50.167
3	36.489	91.2	31.243	107.4	41.656		271.4	1:49.388	10	35.635	95.1	30.963	111.0	<u>40.785</u>		272.0	1:47.383
4	35.798	96.0	31.122	113.4	41.354		274.8	1:48.274	11	35.623	97.3	<u>30.670</u>	<u>115.1</u>	41.551		<u>276.2</u>	1:47.844
5	35.457	<u>101.5</u>	32.762	112.7	41.003		<u>276.2</u>	1:49.222	12	<u>35.368</u>	95.2	31.024	110.5	40.818		<u>272.0</u>	<u>1:47.210</u>
6	36.841	94.2	31.045	111.7	41.045		247.7	1:48.931	13	38.847	90.7	30.854	113.0	41.094		275.5	1:50.795
7	41.777	94.1	33.972	107.6	Pit In		263.4	2:06.295	14	35.544	94.8	30.911	112.3	41.138		274.1	1:47.593

86 Nicolas Chris Czyba (DE)									YAMAHA								
lap	Sect-1	Speed	Sect-2	Speed	Sect-3	Speed	TopSpeed	laptime pit	lap	Sect-1	Speed	Sect-2	Speed	Sect-3	Speed	Topspeed	laptime pit
1	Pit Out	72.7	33.290	103.3	42.737			2:03.749	9	36.466	<u>96.9</u>	32.743	111.2	42.160		259.6	1:51.369
2	19:13.814	89.7	33.622	106.1	43.052		257.8	20:30.488	10	36.384	88.5	<u>31.518</u>	<u>113.3</u>	41.999		260.2	1:49.901
3	38.759	84.4	32.109	109.0	42.803		261.5	1:53.671	11	<u>36.216</u>	88.5	31.535	110.1	42.014		260.9	<u>1:49.765</u>
4	36.839	86.4	31.969	110.0	42.358		262.1	1:51.166	12	36.555	87.9	31.532	109.8	42.003		262.1	1:50.090
5	36.534	87.2	31.773	108.7	42.190		262.1	1:50.497	13	36.449	91.8	40.968	99.6	44.500		262.1	2:01.917
6	36.503	86.7	31.693	109.8	42.095		261.5	1:50.291	14	36.805	86.4	31.530	110.5	<u>41.839</u>		258.4	1:50.174
7	38.650	84.0	32.990	101.3	Pit In		261.5	2:02.719	15	39.219	87.4	32.301	107.2	Pit In		<u>263.4</u>	2:02.709
8	Pit Out	81.3	33.181	103.6	42.361			8:09.566	16								

88 Alessandro Zetti (ITA)									KALEX								
lap	Sect-1	Speed	Sect-2	Speed	Sect-3	Speed	TopSpeed	laptime pit	lap	Sect-1	Speed	Sect-2	Speed	Sect-3	Speed	Topspeed	laptime pit
1	Pit Out	86.3	33.344	114.3	46.434			2:01.879	9	Pit Out	91.1	31.879	116.9	41.621			13:29.301
2	19:47.528	86.3	32.053	114.6	46.758		251.7	21:06.339	10	36.088	94.0	31.581	116.5	41.508		268.7	1:49.177
3	36.784	89.8	31.631	120.5	42.052		266.7	1:50.467	11	36.191	91.1	<u>31.116</u>	114.4	41.618		268.0	1:48.925
4	36.368	90.8	31.487	119.3	41.610		266.0	1:49.465	12	36.268	<u>96.9</u>	31.605	115.9	42.095		269.3	1:49.968
5	36.279	90.4	31.973	116.6	41.701		267.3	1:49.953	13	36.144	94.3	31.444	<u>121.2</u>	41.475		270.0	1:49.063
6	36.129	91.9	31.326	117.1	41.462		270.0	<u>1:48.917</u>	14	36.205	94.3	31.447	116.6	41.809		268.7	1:49.461
7	36.004	94.6	31.655	115.6	<u>41.355</u>		269.3	1:49.014	15	<u>35.910</u>	95.7	31.498	120.3	41.963		<u>270.7</u>	1:49.371
8	36.254	93.8	32.300	116.3	Pit In		262.8	2:04.765	16								

97 Connor Funk (USA)									NYKOS								
lap	Sect-1	Speed	Sect-2	Speed	Sect-3	Speed	TopSpeed	laptime pit	lap	Sect-1	Speed	Sect-2	Speed	Sect-3	Speed	Topspeed	laptime pit
1	Pit Out	78.3	35.072	95.2	44.242			2:07.134	10	38.969	84.2	<u>33.266</u>	105.2	43.857		<u>247.7</u>	1:56.092
2	19:26.616	78.9	34.682	105.0	44.401		245.5	20:45.699	11	39.027	83.5	33.419	105.1	44.343		245.5	1:56.789
3	39.664	79.9	33.433	109.9	43.831		245.5	1:56.928	12	39.590	<u>86.2</u>	33.588	104.2	Pit In		217.3	2:07.207
4	39.461	81.4	33.657	106.0	43.905		238.4	1:57.023	13	Pit Out	83.7	35.685	107.1	44.709			5:51.077
5	39.585	80.6	33.673	<u>110.9</u>	44.008		222.2	1:57.266	14	39.263	82.6	33.643	106.2	44.351		238.9	1:57.257
6	39.512	84.0	33.688	104.5	43.964		228.8	1:57.164	15	39.222	85.9	33.646	103.6	44.175		232.8	1:57.043
7	39.195	85.4	33.477	105.4	43.934		215.6	1:56.606	16	39.105	84.8	33.643	103.3	44.156		244.9	1:56.904
8	38.913	84.8	34.063	102.0	44.285		241.1	1:57.261	17	39.903	84.6	34.504	105.4	Pit In		241.1	2:13.276
9	<u>38.906</u>	84.7	33.440	103.3	<u>43.664</u>		243.2	<u>1:56.010</u>	18								



FIM CEV REPSOL 2020

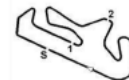
Moto 2 Laptimes - Qualifying 1

9 - 13 July 2020
Autodromo Internacional Algarve - 4592 mtr.

Nbr	Name	Laps	lap	Lap ..1	Lap ..2	Lap ..3	Lap ..4	Lap ..5	Lap ..6	Lap ..7	Lap ..8	Lap ..9	Lap ..0
55	Yari Montella	15	1 - 10	22:38.289	1:46.375	1:46.003	1:45.788	1:45.813	1:55.469	5:34.198	1:45.785	1:54.775	6:55.425
			11 - 20	1:45.854	1:46.346	1:46.570	1:46.567	1:45.919					
3	Lukas Tulovic	14	1 - 10	1:54.977	20:59.362	1:48.304	1:55.511	1:48.450	1:47.573	1:46.982	2:01.275	14:33.504	1:46.979
			11 - 20	1:46.437	1:46.677	1:54.734	1:46.672						
66	Niki Tuuli	13	1 - 10	21:46.322	1:46.655	2:03.251	1:55.694	1:46.486	1:48.091	1:47.059	1:46.788	1:58.544	10:50.187
			11 - 20	1:46.020	1:46.226	1:57.046							
7	Adam Norrodin	15	1 - 10	2:20.216	20:55.476	1:47.417	1:58.525	1:55.635	1:47.536	1:47.866	1:47.239	1:46.733	1:56.780
			11 - 20	12:39.428	1:46.615	1:46.689	1:58.134	1:47.217					
61	Alessandro Zaccone	14	1 - 10	24:25.942	1:47.549	1:47.102	1:47.232	1:47.472	1:47.109	2:02.202	9:42.671	1:47.309	1:47.379
			11 - 20	1:47.304	1:47.107	2:36.842	1:47.354						
74	Peter Biesiekirski	14	1 - 10	1:52.076	21:13.810	1:49.388	1:48.274	1:49.222	1:48.931	2:06.295	5:16.918	10:50.167	1:47.383
			11 - 20	1:47.844	1:47.210	1:50.795	1:47.593						
5	Alejandro Medina	13	1 - 10	23:02.024	1:48.109	1:47.720	1:47.684	1:53.415	1:47.643	1:47.555	2:00.924	13:32.144	1:47.316
			11 - 20	1:55.442	1:48.554	1:47.610							
54	Aldeguer Fermin	13	1 - 10	2:01.855	21:03.287	1:48.889	1:48.173	1:48.133	1:48.344	2:12.891	15:26.799	1:52.150	1:47.383
			11 - 20	1:47.626	1:53.259	1:47.973							
18	Xavi Cardelus	16	1 - 10	1:50.307	20:54.214	1:47.947	1:49.455	1:47.843	2:01.495	1:51.124	1:48.358	2:01.359	11:34.538
			11 - 20	2:03.328	1:48.149	1:47.589	1:49.813	1:48.044	1:47.553				
56	Alex Toledo	12	1 - 10	23:51.014	1:48.155	1:47.933	1:47.856	1:58.251	9:06.099	6:12.486	1:48.081	1:47.975	1:48.121
			11 - 20	1:49.301	1:50.298								
23	Taiga Hada	15	1 - 10	2:11.840	21:01.063	1:48.137	1:49.874	1:47.966	1:59.767	1:50.045	1:48.180	1:58.565	13:28.917
			11 - 20	1:49.335	1:48.552	1:48.409	1:51.230	1:48.400					
48	Joan Diaz	17	1 - 10	2:04.952	20:28.814	1:51.267	1:50.388	1:50.021	1:49.583	2:02.408	8:16.666	1:54.848	1:52.574
			11 - 20	1:48.964	1:48.728	2:09.587	3:26.187	1:49.111	1:49.290	1:49.169			
35	Sam Wilford	17	1 - 10	2:02.647	21:13.199	1:49.526	1:49.690	1:50.827	1:49.708	1:49.771	1:48.962	2:07.670	9:00.404
			11 - 20	1:49.144	1:48.771	1:48.812	1:59.445	1:49.051	1:49.194	2:10.333			
13	Mattia Rato	16	1 - 10	2:01.092	23:09.373	1:50.052	1:49.624	1:49.534	1:49.308	1:48.997	1:59.447	7:47.955	1:49.221
			11 - 20	1:48.780	1:49.196	2:01.505	2:21.358	1:56.456	1:48.866				
88	Alessandro Zetti	15	1 - 10	2:01.879	21:06.339	1:50.467	1:49.465	1:49.953	1:48.917	1:49.014	2:04.765	13:29.301	1:49.177
			11 - 20	1:48.925	1:49.968	1:49.063	1:49.461	1:49.371					
70	Takeshi Ishizuka	17	1 - 10	2:07.502	23:04.610	1:50.885	1:50.251	1:50.699	1:50.585	1:49.301	1:49.142	2:03.686	5:56.053
			11 - 20	1:49.719	1:52.918	1:55.977	1:49.633	1:49.265	1:56.920	1:49.192			
86	Nicolas Chris Czyba	15	1 - 10	2:03.749	20:30.488	1:53.671	1:51.166	1:50.497	1:50.291	2:02.719	8:09.566	1:51.369	1:49.901
			11 - 20	1:49.765	1:50.090	2:01.917	1:50.174	2:02.709					
45	Leon Orgis	17	1 - 10	2:00.822	21:00.885	1:51.647	1:50.827	1:57.315	1:50.852	2:01.000	9:42.992	1:50.437	1:54.420
			11 - 20	1:54.713	1:52.092	1:50.438	1:53.855	1:51.851	1:50.836	2:08.850			
19	Andreas Kofler	18	1 - 10	2:11.016	20:39.222	1:56.607	1:55.449	1:51.749	1:53.079	1:51.259	2:12.636	5:49.009	1:50.997
			11 - 20	1:55.594	1:50.600	1:50.812	2:01.932	1:59.928	2:32.577	1:52.108	1:50.736		



12 - 13 July
AUTÓDROMO INTERNACIONAL ALGARVE
FIM CEV REPSOL 2020

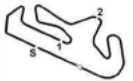


FIM CEV REPSOL 2020

Moto 2 Laptimes - Qualifying 1

9 - 13 July 2020
Autódromo Internacional Algarve - 4592 mtr.

Nbr	Name	Laps	lap	Lap ..1	Lap ..2	Lap ..3	Lap ..4	Lap ..5	Lap ..6	Lap ..7	Lap ..8	Lap ..9	Lap ..0
4	Jake Archer	15	1 - 10	2:08.532	20:52.326	1:52.041	1:51.084	2:20.100	5:02.770	1:51.427	2:04.732	7:25.311	1:50.702
			11 - 20	1:50.986	1:50.745	1:50.880	1:54.863	2:01.347					
97	Connor Funk	17	1 - 10	2:07.134	20:45.699	1:56.928	1:57.023	1:57.266	1:57.164	1:56.606	1:57.261	1:56.010	1:56.092
			11 - 20	1:56.789	2:07.207	5:51.077	1:57.257	1:57.043	1:56.904	2:13.276			
44	Kevin Orgis	1	1 - 10	1:59.176									



FIM CEV REPSOL 2020

Moto 2

Result of Qualifying 1

9 - 13 July 2020

Autódromo Internacional Algarve - 4592 mtr.

M2

Pos	Nbr	Name / Entrant	Motorcycle	Fastest	In	Gap	Diff	Laps	Km/h
1	55	Yari Montella (ITA) Team Ciatti - Speed Up	SPEED UP	1:45.785	8			15	156.27
2	3	Lukas Tulovic (DE) Kiefer Racing	KALEX	1:46.437	11	0.652	0.652	14	155.31
3	66	Niki Tuuli (FIN) Team Stylobike	KALEX	1:46.486	5	0.701	0.049	13	155.24
4	7	Adam Norrodin (MY) Liqui Moly Intact SIC Junior	KALEX	1:46.615	12	0.830	0.129	15	155.06
5	61	Alessandro Zaccone (ITA) Promoracing	KALEX	1:47.102	3	1.317	0.487	14	154.35
6	74	Peter Biesiekirski (POL) Team Stylobike - EUVIC	KALEX	1:47.210	12	1.425	0.108	14	154.19
7	5	Alejandro Medina (ES) Apex - Cardoso Racing	KALEX	1:47.316	10	1.531	0.106	13	154.04
8	18	Xavi Cardelus (AND) Team Stylobike	KALEX	1:47.553	16	1.768	0.237	16	153.70
9	23	Taiga Hada (JPN) AGR Team	KALEX	1:47.966	5	2.181	0.413	15	153.11
10	35	Sam Wilford (GBR) IDWe Racing	KALEX	1:48.771	12	2.986	0.805	17	151.98
11	13	Mattia Rato (ITA) Easyrace Team	KALEX	1:48.780	11	2.995	0.009	16	151.97
12	88	Alessandro Zetti (ITA) SF Racing	KALEX	1:48.917	6	3.132	0.137	15	151.78
13	70	Takeshi Ishizuka (JPN) Easyrace Team	KALEX	1:49.142	8	3.357	0.225	17	151.47
14	4	Jake Archer (GBR) Kovara/rs racing	KALEX	1:50.702	10	4.917	1.560	15	149.33
15	97	Connor Funk (USA) Nykos Racing	NYKOS	1:56.010	9	10.225	5.308	17	142.50
Not Qualified Qualification maxima (110% of 1:45.785) = 1:56.363									
DNC	44	Kevin Orgis (DE) Redding-Pinamoto RS	SUTER					1	0.00

SST600

Pos	Nbr	Name / Entrant	Motorcycle	Fastest	In	Gap	Diff	Laps	Km/h
1	54	Aldeguer Fermin (ES) Fau 55 Tey Racing	YAMAHA	1:47.383	10			13	153.95
2	56	Alex Toledo (ES) Easy Race	YAMAHA	1:47.856	4	0.473	0.473	12	153.27
3	48	Joan Diaz (ES) H43 Team Nobby	YAMAHA	1:48.728	12	1.345	0.872	17	152.04
4	86	Nicolas Chris Czyba (DE) H43 Team Nobby Talasur-Blu	YAMAHA	1:49.765	11	2.382	1.037	15	150.61

Fastest time : 1:45.785 in lap 8 by nbr. 55 : Yari Montella (SPEED UP)

Results: <https://livetiming.raceresults.nu/autodromodoalgarve>

Timekeeping by :

Publication-time

Time Printed : 12-07-2020 - 12:21

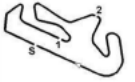
Clerk of the Course

Timekeeper

Miguel C. Calado Glória



autódromo
internacional
algarve



FIM CEV REPSOL 2020

Moto 2 Result of Qualifying 1

9 - 13 July 2020
Autódromo Internacional Algarve - 4592 mtr.

SST600

Pos	Nbr	Name / Entrant	Motorcycle	Fastest	In	Gap	Diff	Laps	Km/h
5	45	Leon Orgis (DE) Redding-Pinamoto RS	YAMAHA	1:50.437	9	3.054	0.672	17	149.69
6	19	Andreas Kofler (AUT) Redding-Pinamoto	YAMAHA	1:50.600	12	3.217	0.163	18	149.47

Fastest time : 1:45.785 in lap 8 by nbr. 55 : Yari Montella (SPEED UP)

Results: <https://livetiming.raceresults.nu/autodromodalgarve>

Timekeeping by :

Publication-time

Time Printed : 12-07-2020 - 12:21

Clerk of the Course

Timekeeper

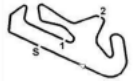
Miguel C. Calado Glória



autódromo
internacional
algarve



12 - 13 July
AUTODROMO INTERNACIONAL ALGARVE
FIM CEV REPSOL 2020



FIM CEV REPSOL 2020

Moto 2 Sector analyse - Qualifying 1

9 - 13 July 2020
Autodromo Internacional Algarve - 4592 mtr.

Pos	Nbr	Name / Team name	Sector 1			Sector 2			Sector 3			Theoretical best	Actual best	In
			time	Lap	pos	time	Lap	pos	time	Lap	pos			
1	55	Yari Montella (ITA)	34.708	8	1	30.366	5	1	40.321	3		1:45.395	1:45.785	8
2	3	Lukas Tulovic (DE)	35.181	14	4	30.583	14	4	40.483	11		1:46.247	1:46.437	11
3	66	Niki Tuuli (FIN)	34.713	4	2	30.423	11	2	40.384	5		1:45.520	1:46.486	5
4	7	Adam Norrodin (MY)	35.146	5	3	30.560	12	3	40.722	13		1:46.428	1:46.615	12
5	61	Alessandro Zaccone (ITA)	35.214	6	5	30.692	3	6	40.786	14		1:46.692	1:47.102	3
6	74	Peter Biesiekirski (POL)	35.368	12	6	30.670	11	5	40.785	10		1:46.823	1:47.210	12
7	5	Alejandro Medina (ES)	35.432	13	8	30.771	10	8	40.936	10		1:47.139	1:47.316	10
8	54	Aldeguer Fermin (ES)	35.596	11	9	30.730	10	7	40.957	10		1:47.283	1:47.383	10
9	18	Xavi Cardelus (AND)	35.425	16	7	30.992	15	10	40.979	3		1:47.396	1:47.553	16
10	56	Alex Toledo (ES)	35.614	9	10	30.798	8	9	41.193	2		1:47.605	1:47.856	4
11	23	Taiga Hada (JPN)	35.707	8	11	31.082	5	11	41.074	5		1:47.863	1:47.966	5
12	48	Joan Diaz (ES)	35.907	12	13	31.199	11	13	41.528	12		1:48.634	1:48.728	12
13	35	Sam Wilford (GBR)	36.065	13	16	31.226	8	14	41.245	15		1:48.536	1:48.771	12
14	13	Mattia Rato (ITA)	35.893	11	12	31.297	11	15	41.530	10		1:48.720	1:48.780	11
15	88	Alessandro Zetti (ITA)	35.910	15	14	31.116	11	12	41.355	7		1:48.381	1:48.917	6
16	70	Takeshi Ishizuka (JPN)	36.008	17	15	31.444	8	16	41.347	17		1:48.799	1:49.142	8
17	86	Nicolas Chris Czyba (DE)	36.216	11	17	31.518	10	17	41.839	14		1:49.573	1:49.765	11
18	45	Leon Orgis (DE)	36.835	9	20	31.537	13	18	41.875	9		1:50.247	1:50.437	9
19	19	Andreas Koffer (AUT)	36.264	11	18	31.768	4	20	42.420	10		1:50.452	1:50.600	12
20	4	Jake Archer (GBR)	36.575	8	19	31.664	12	19	42.169	10		1:50.408	1:50.702	10
21	97	Connor Funk (USA)	38.906	9	21	33.266	10	22	43.664	9		1:55.836	1:56.010	9
22	44	Kevin Orgis (DE)				32.702	1	21	43.459	1				



FIM CEV REPSOL 2020

Heat name : Moto 2 - Qualifying 1
Heat Date : 12 July 2020
Track name : Autodromo Internacional Algarve - 4592 mtr.

Participants Started : 22 Participants Classified : 21
Participants Finished : 17 Participants Not Classified : 2
Participants Not Finished : 5

Green flag at : 11:15:00 Heat recording start time : 11:12:00
Finish flag waved at : 12:12:25 Heat recording end time : 12:14:42
Total time under Green : 57:25 Total of All Laps in Heat : 319
Number of cautions : 0 Total time under Yellow : 00:00:00
Number of code-60's : 0 Total time under Code-60 : 00:00:00

Best Lap time history during the Heat

#	Nbr	lap time	in lap	Name	Motorcycle	time of day
1	48	1:51.267	3	Joan Diaz	YAMAHA	11:39:43
2	66	1:46.655	2	Niki Tuuli	KALEX	11:40:05
3	55	1:46.375	2	Yari Montella	SPEED UP	11:41:05
4	55	1:46.003	3	Yari Montella	SPEED UP	11:42:51
5	55	1:45.788	4	Yari Montella	SPEED UP	11:44:37
6	55	1:45.785	8	Yari Montella	SPEED UP	11:55:38

Summary of best laptimes per class

Nbr	Name / Team name	Motorcycle	Cls	Fastest Laptime	In	Speed
55	Yari Montella	SPEED UP	M2	1:45.785	8	156.27
54	Aldeguer Fermin	YAMAHA	SST600	1:47.383	10	153.95



12 - 13 July
AUTÓDROMO INTERNACIONAL ALGARVE
FIM CEV REPSOL 2020



FIM CEV REPSOL 2020

Moto 2

9 - 13 July 2020

Result of Qualifying 1 - REVIEWED

Autódromo Internacional Algarve - 4592 mtr.

Pos	Nbr	Name / Entrant	Motorcycle	Cls	PIC	Fastest	In	Gap	Diff	Laps	Km/h
1	55	Yari Montella (ITA) Team Ciatti - Speed Up	SPEED UP	M2	1	1:45.785	8			15	156.27
2	66	Niki Tuuli (FIN) Team Stylobike	KALEX	M2	2	1:46.226	12	0.441	0.441	13	155.62
3	3	Lukas Tulovic (DE) Kiefer Racing	KALEX	M2	3	1:46.437	11	0.652	0.211	14	155.31
4	7	Adam Norrodin (MY) Liqui Moly Intact SIC Junior	KALEX	M2	4	1:46.615	12	0.830	0.178	15	155.06
5	61	Alessandro Zaccane (ITA) Promoracing	KALEX	M2	5	1:47.102	3	1.317	0.487	14	154.35
6	74	Peter Biesiekirski (POL) Team Stylobike - EUVIC	KALEX	M2	6	1:47.210	12	1.425	0.108	14	154.19
7	5	Alejandro Medina (ES) Apex - Cardoso Racing	KALEX	M2	7	1:47.316	10	1.531	0.106	13	154.04
8	54	Aldeguer Fermin (ES) Fau 55 Tey Racing	YAMAHA	SST600	1	1:47.383	10	1.598	0.067	13	153.95
9	18	Xavi Cardelus (AND) Team Stylobike	KALEX	M2	8	1:47.553	16	1.768	0.170	16	153.70
10	56	Alex Toledo (ES) Easy Race	YAMAHA	SST600	2	1:47.856	4	2.071	0.303	12	153.27
11	23	Taiga Hada (JPN) AGR Team	KALEX	M2	9	1:47.966	5	2.181	0.110	15	153.11
12	48	Joan Diaz (ES) H43 Team Nobby	YAMAHA	SST600	3	1:48.728	12	2.943	0.762	17	152.04
13	35	Sam Wilford (GBR) IDWe Racing	KALEX	M2	10	1:48.771	12	2.986	0.043	17	151.98
14	13	Mattia Rato (ITA) Easyrace Team	KALEX	M2	11	1:48.780	11	2.995	0.009	16	151.97
15	88	Alessandro Zetti (ITA) SF Racing	KALEX	M2	12	1:48.917	6	3.132	0.137	15	151.78
16	70	Takeshi Ishizuka (JPN) Easyrace Team	KALEX	M2	13	1:49.142	8	3.357	0.225	17	151.47
17	86	Nicolas Chris Czyba (DE) H43 Team Nobby Talasur-Blu	YAMAHA	SST600	4	1:49.765	11	3.980	0.623	15	150.61
18	45	Leon Orgis (DE) Redding-Pinamoto RS	YAMAHA	SST600	5	1:50.437	9	4.652	0.672	17	149.69
19	19	Andreas Kofler (AUT) Redding-Pinamoto	YAMAHA	SST600	6	1:50.600	12	4.815	0.163	18	149.47
20	4	Jake Archer (GBR) Kovara/rs racing	KALEX	M2	14	1:50.702	10	4.917	0.102	15	149.33
21	97	Connor Funk (USA) Nykos Racing	NYKOS	M2	15	1:56.010	9	10.225	5.308	17	142.50
Not Qualified		Qualification maxima (110% of 1:45.785) = 1:56.363									
DNC	44	Kevin Orgis (DE) Redding-Pinamoto RS	SUTER	M2						1	0.00

Fastest time : 1:45.785 in lap 8 by nbr. 55 : Yari Montella (SPEED UP)

Results: <https://livetiming.raceresults.ru/autodromodoalgarve>

Timekeeping by :

Time Printed : 12-07-2020 - 12:28

Clerk of the Course

Timekeeper

Miguel C. Calado Glória

