



FIM CEV REPSOL 2020

Moto 2

9 - 13 July 2020

Result of Qualifying 2

Autodromo Internacional Algarve - 4592 mtr.

Pos	Nbr	Name / Entrant	Motorcycle	Cls	PIC	Fastest	In	Gap	Diff	Laps	Km/h
1	55	Yari Montella (ITA) Team Ciatti - Speed Up	SPEED UP	M2	1	1:45.468	12			16	156.74
2	66	Niki Tuuli (FIN) Team Stylobike	KALEX	M2	2	1:45.892	10	0.424	0.424	14	156.11
3	5	Alejandro Medina (ES) Apex - Cardoso Racing	KALEX	M2	3	1:46.687	8	1.219	0.795	14	154.95
4	61	Alessandro Zaccane (ITA) Promoracing	KALEX	M2	4	1:46.723	5	1.255	0.036	16	154.90
5	3	Lukas Tulovic (DE) Kiefer Racing	KALEX	M2	5	1:46.865	11	1.397	0.142	13	154.69
6	18	Xavi Cardelus (AND) Team Stylobike	KALEX	M2	6	1:46.875	11	1.407	0.010	15	154.68
7	74	Peter Biesiekirski (POL) Team Stylobike - EUVIC	KALEX	M2	7	1:47.101	14	1.633	0.226	16	154.35
8	54	Aldeguer Fermin (ES) Fau 55 Tey Racing	YAMAHA	SST600	1	1:47.232	12	1.764	0.131	15	154.16
9	7	Adam Norrodin (MY) Liqui Moly Intact SIC Junior	KALEX	M2	8	1:47.276	10	1.808	0.044	13	154.10
10	56	Alex Toledo (ES) Easy Race	YAMAHA	SST600	2	1:47.563	8	2.095	0.287	13	153.69
11	23	Taiga Hada (JPN) AGR Team	KALEX	M2	9	1:47.647	10	2.179	0.084	14	153.57
12	13	Mattia Rato (ITA) Easyrace Team	KALEX	M2	10	1:48.335	14	2.867	0.688	17	152.59
13	88	Alessandro Zetti (ITA) SF Racing	KALEX	M2	11	1:48.715	14	3.247	0.380	15	152.06
14	70	Takeshi Ishizuka (JPN) Easyrace Team	KALEX	M2	12	1:48.778	14	3.310	0.063	15	151.97
15	35	Sam Wilford (GBR) IDWe Racing	KALEX	M2	13	1:49.347	15	3.879	0.569	15	151.18
16	86	Nicolas Chris Czyba (DE) H43 Team Nobby Talasur-Blu	YAMAHA	SST600	3	1:49.570	12	4.102	0.223	18	150.87
17	48	Joan Diaz (ES) H43 Team Nobby	YAMAHA	SST600	4	1:49.573	17	4.105	0.003	18	150.87
18	44	Kevin Orgis (DE) Redding-Pinamoto RS	SUTER	M2	14	1:49.589	11	4.121	0.016	13	150.85
19	4	Jake Archer (GBR) Kovara/rs racing	KALEX	M2	15	1:50.063	13	4.595	0.474	18	150.20
20	19	Andreas Kofler (AUT) Redding-Pinamoto	YAMAHA	SST600	5	1:50.692	15	5.224	0.629	18	149.34
21	45	Leon Orgis (DE) Redding-Pinamoto RS	YAMAHA	SST600	6	1:50.710	7	5.242	0.018	13	149.32
22	97	Connor Funk (USA) Nykos Racing	NYKOS	M2	16	1:54.275	12	8.807	3.565	19	144.66

Fastest time : 1:45.468 in lap 12 by nbr. 55 : Yari Montella (SPEED UP)

Results: <https://livetiming.raceresults.nu/autodromodoalgarve>

Timekeeping by :

Publication-time

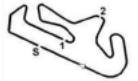
Time Printed : 12-07-2020 - 15:10

Clerk of the Course

Timekeeper

Miguel C. Calado Glória





FIM CEV REPSOL 2020

Moto 2

9 - 13 July 2020

Laps and Sector Times - Qualifying 2

Autodromo Internacional Algarve - 4592 mtr.

3 Lukas Tulovic (DE)										KALEX									
lap	Sect-1	Speed	Sect-2	Speed	Sect-3	Speed	TopSpeed	laptime	pit	lap	Sect-1	Speed	Sect-2	Speed	Sect-3	Speed	Topspeed	laptime	pit
1	Pit Out	90.2	31.407	<u>114.9</u>	41.395			1:48.304		8	35.676	96.1	31.665	111.8	41.139		274.1	1:48.480	
2	35.767	90.6	30.969	109.2	<u>40.714</u>		276.2	1:47.450		9	39.492	93.8	34.075	96.9	42.430		268.0	1:55.997	
3	35.448	93.6	30.775	112.5	40.825		<u>276.9</u>	1:47.048		10	35.303	95.4	31.399	112.3	42.710		275.5	1:49.412	D
4	35.389	93.9	30.819	107.7	41.162		275.5	1:47.370		11	35.213	98.5	<u>30.666</u>	113.7	40.986		272.0	<u>1:46.865</u>	
5	35.282	94.6	30.886	110.3	41.024		272.0	1:47.192		12	<u>35.053</u>	<u>102.9</u>	31.403	106.3	43.086		272.0	1:49.542	
6	35.680	92.6	34.173	106.6	Pit In		274.8	2:03.492		13	37.594	91.1	32.164	108.2	Pit In		274.8	2:01.768	
7	Pit Out	94.3	31.201	113.7	40.997			17:48.696		14									

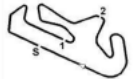
4 Jake Archer (GBR)										KALEX									
lap	Sect-1	Speed	Sect-2	Speed	Sect-3	Speed	TopSpeed	laptime	pit	lap	Sect-1	Speed	Sect-2	Speed	Sect-3	Speed	Topspeed	laptime	pit
1	Pit Out	83.8	33.932	103.3	53.133			2:14.402		10	36.618	93.8	31.785	114.8	42.194		269.3	1:50.597	
2	36.804	92.9	32.044	114.0	42.333		270.7	1:51.181		11	37.142	95.1	32.949	109.3	Pit In		269.3	2:00.441	
3	36.559	94.0	31.799	112.1	42.466		268.7	1:50.824		12	Pit Out	92.4	31.797	112.1	42.103			5:42.846	
4	36.796	90.6	31.953	114.4	42.722		268.7	1:51.471		13	36.443	94.3	31.661	114.9	41.959		270.7	<u>1:50.063</u>	
5	36.722	99.8	32.198	112.1	42.602		268.0	1:51.522		14	36.643	96.9	31.675	114.5	<u>41.918</u>		269.3	1:50.236	
6	36.840	93.3	31.651	113.1	42.135		266.0	1:50.626		15	36.444	97.3	31.676	<u>116.0</u>	43.353		268.7	1:51.473	
7	41.987	92.9	33.023	110.2	Pit In		266.7	2:05.510		16	36.369	99.5	31.707	115.9	42.230		265.4	1:50.306	
8	Pit Out	92.9	31.973	113.0	42.488			5:14.202		17	<u>36.157</u>	<u>103.2</u>	36.773	110.1	42.448		269.3	1:55.378	
9	36.577	96.6	31.909	111.3	42.263		266.7	1:50.749		18	36.543	94.3	<u>31.591</u>	113.3	42.196		270.7	1:50.330	

5 Alejandro Medina (ES)										KALEX									
lap	Sect-1	Speed	Sect-2	Speed	Sect-3	Speed	TopSpeed	laptime	pit	lap	Sect-1	Speed	Sect-2	Speed	Sect-3	Speed	Topspeed	laptime	pit
1	Pit Out	88.8	31.657	113.1	41.410			1:50.017		8	<u>35.296</u>	94.7	<u>30.719</u>	108.4	<u>40.672</u>		271.4	<u>1:46.687</u>	
2	36.131	92.7	30.873	111.0	41.193		272.0	1:48.197		9	35.513	92.4	30.814	113.3	40.749		274.1	1:47.076	
3	35.716	92.2	30.943	113.3	40.978		<u>274.8</u>	1:47.637		10	35.642	93.2	30.833	109.6	40.978		272.7	1:47.453	
4	35.626	91.4	30.927	<u>115.0</u>	41.401		274.1	1:47.954		11	36.821	93.5	31.212	107.6	43.014		272.7	1:51.047	
5	35.633	94.4	31.002	111.0	41.146		270.7	1:47.781		12	35.817	95.4	30.807	112.3	41.062		270.0	1:47.686	
6	37.863	<u>98.3</u>	31.990	111.2	Pit In		268.0	2:01.972		13	35.370	96.4	30.843	112.1	40.906		272.7	1:47.119	
7	Pit Out	93.4	32.341	107.5	42.442			16:09.247		14	37.710	91.3	32.073	109.3	Pit In		270.7	2:02.243	

7 Adam Norrodin (MY)										KALEX									
lap	Sect-1	Speed	Sect-2	Speed	Sect-3	Speed	TopSpeed	laptime	pit	lap	Sect-1	Speed	Sect-2	Speed	Sect-3	Speed	Topspeed	laptime	pit
1	Pit Out	70.2	37.142	104.2	42.570			2:19.127		8	Pit Out	95.3	33.086	106.6	41.521			17:58.268	
2	44.285	88.2	32.173	107.1	41.680		271.4	1:58.138		9	36.494	100.3	35.441	92.2	42.289		271.4	1:54.224	
3	35.925	95.0	31.056	112.6	41.388		274.8	1:48.369		10	<u>35.243</u>	95.8	<u>30.792</u>	109.6	41.241		275.5	<u>1:47.276</u>	
4	38.807	93.3	32.269	109.6	Pit In		275.5	2:01.932		11	35.545	99.1	30.919	<u>113.6</u>	<u>40.947</u>		272.6	1:47.411	D
5	Pit Out	94.1	31.149	108.8	41.167			2:17.654		12	35.499	<u>108.4</u>	34.747	<u>113.6</u>	41.674		271.4	1:51.920	
6	35.996	93.1	31.301	111.1	41.382		273.4	1:48.679		13	35.601	97.0	31.280	110.3	41.346		272.0	1:48.227	
7	41.008	91.0	32.006	108.3	Pit In		272.0	2:03.871		14									

13 Mattia Rato (ITA)										KALEX									
lap	Sect-1	Speed	Sect-2	Speed	Sect-3	Speed	TopSpeed	laptime	pit	lap	Sect-1	Speed	Sect-2	Speed	Sect-3	Speed	Topspeed	laptime	pit
1	Pit Out	80.4	34.213	104.2	42.887			2:07.411		10	36.047	92.2	31.419	111.7	47.072		270.0	1:54.538	
2	36.394	91.3	31.517	107.2	42.302		272.0	1:50.213		11	36.170	90.3	31.273	104.7	41.844		271.4	1:49.287	
3	42.186	88.6	31.662	<u>112.3</u>	41.957		271.4	1:55.805		12	36.011	92.2	31.162	110.2	41.516		270.7	1:48.689	
4	36.091	91.4	31.324	109.2	41.647		<u>277.6</u>	1:49.062		13	35.991	91.4	31.190	110.9	41.522		273.4	1:48.703	
5	36.424	87.4	31.226	99.7	46.067		271.4	1:53.717		14	<u>35.949</u>	90.9	<u>30.980</u>	107.7	<u>41.406</u>		271.4	<u>1:48.335</u>	
6	36.243	92.4	31.387	104.5	41.790		272.0	1:49.420		15	44.116	89.7	32.450	107.9	43.084		273.4	1:59.650	
7	36.046	87.6	31.507	108.0	41.981		271.4	1:49.534		16	36.770	91.6	32.205	105.3	42.508		268.0	1:51.483	
8	38.244	88.5	33.591	105.3	Pit In		272.7	2:04.118		17	35.971	93.3	31.578	107.4	41.803		269.3	1:49.352	
9	Pit Out	<u>99.4</u>	35.473	108.4	42.476			10:10.846		18									

18 Xavi Cardelus (AND)										KALEX									
lap	Sect-1	Speed	Sect-2	Speed	Sect-3	Speed	TopSpeed	laptime	pit	lap	Sect-1	Speed	Sect-2	Speed	Sect-3	Speed	Topspeed	laptime	pit
1	Pit Out	90.4	31.494	110.3	41.319			1:48.053		9	35.743	87.2	31.046	111.2	40.923		277.6	1:47.712	
2	35.589	94.2	31.059	110.1	41.353		<u>281.3</u>	1:48.001		10	35.301	97.2	41.889	100.6	44.777		272.0	2:01.967	
3	35.307	95.0	31.035	109.9	41.027		279.1	1:47.369		11	35.240	95.1	<u>30.768</u>	110.0	<u>40.862</u>		274.1	<u>1:46.875</u>	
4	35.705	90.7	30.804	110.7	41.046		277.6	1:47.555		12	35.371	94.7	30.936	110.7	40.877		276.2	1:47.184	
5	<u>35.223</u>	<u>97.4</u>	30.878	108.3	41.049		273.4	1:47.150		13	41.120	84.9	35.812	100.7	42.648		275.5	1:59.580	



FIM CEV REPSOL 2020

Moto 2

9 - 13 July 2020

Laps and Sector Times - Qualifying 2

Autodromo Internacional Algarve - 4592 mtr.

6	35.408	95.3	31.008	106.5	41.039	278.4	1:47.455	14	35.674	93.0	31.689	104.4	44.148	276.9	1:51.511
7	39.128	89.0	32.039	103.2	Pit In	279.1	2:00.035	15	35.473	92.4	30.924	107.8	41.062	276.2	1:47.459
8	Pit Out	91.4	31.570	<u>111.5</u>	43.119		12:43.026	16							

19 Andreas Kofler (AUT)									YAMAHA								
lap	Sect-1	Speed	Sect-2	Speed	Sect-3	Speed	TopSpeed	laptime pit	lap	Sect-1	Speed	Sect-2	Speed	Sect-3	Speed	Topspeed	laptime pit
1	Pit Out	80.7	34.351	105.6	43.772			2:00.881	10	36.860	90.7	31.869	114.2	<u>42.370</u>		247.7	1:51.099
2	37.826	89.1	32.447	108.4	43.221		260.9	1:53.494	11	42.196	83.5	32.284	114.3	42.925		267.3	1:57.405
3	37.526	89.3	32.353	109.5	43.153		265.4	1:53.032	12	38.647	90.9	31.876	111.2	42.423		268.7	1:52.946
4	40.845	89.6	35.603	108.3	43.359		265.4	1:59.807	13	<u>35.982</u>	<u>119.5</u>	38.073	107.9	42.988		<u>270.0</u>	1:57.043
5	38.777	88.8	34.156	101.7	Pit In		265.4	2:06.950	14	37.329	92.6	31.742	<u>117.0</u>	44.185		257.1	1:53.256
6	Pit Out	81.2	33.542	107.4	43.679			7:27.726	15	36.506	92.8	31.775	114.2	42.411		264.7	<u>1:50.692</u>
7	36.989	91.6	32.057	110.1	42.800		260.9	1:51.846	16	36.315	91.7	31.676	111.9	42.891		266.0	1:50.882
8	36.775	90.4	<u>31.674</u>	112.1	42.801		263.4	1:51.250	17	40.380	91.1	31.680	113.7	42.809		265.4	1:54.869
9	44.264	84.6	32.973	106.1	43.446		262.8	2:00.683	18	36.327	93.3	31.702	113.8	46.628		261.5	1:54.657

23 Taiga Hada (JPN)									KALEX								
lap	Sect-1	Speed	Sect-2	Speed	Sect-3	Speed	TopSpeed	laptime pit	lap	Sect-1	Speed	Sect-2	Speed	Sect-3	Speed	Topspeed	laptime pit
1	Pit Out	88.2	31.882	109.1	41.418			1:47.822	8	35.828	93.4	31.031	112.1	<u>40.896</u>		270.7	1:47.755
2	36.357	93.3	<u>30.972</u>	112.9	41.153		274.1	1:48.482	9	36.455	<u>96.4</u>	37.560	86.5	49.592		274.8	2:03.607
3	35.778	94.6	31.114	115.5	41.501		269.3	1:48.393	10	35.630	94.3	31.050	115.0	40.967		274.8	<u>1:47.647</u>
4	35.582	93.8	31.144	<u>116.6</u>	41.425		271.4	1:48.151	11	35.650	93.9	31.062	114.4	41.098		275.5	1:47.810
5	35.752	94.9	31.213	113.6	41.459		272.0	1:48.424	12	<u>35.490</u>	92.1	31.089	110.2	41.197		<u>278.4</u>	1:47.776
6	35.890	94.2	31.280	111.6	Pit In		273.4	1:59.729	13	39.756	90.7	31.981	112.6	41.740		270.0	1:53.477
7	Pit Out	93.2	31.884	109.9	42.039			14:21.344	14	36.069	93.0	31.528	106.7	Pit In		273.4	2:02.246

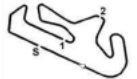
35 Sam Wilford (GBR)									KALEX								
lap	Sect-1	Speed	Sect-2	Speed	Sect-3	Speed	TopSpeed	laptime pit	lap	Sect-1	Speed	Sect-2	Speed	Sect-3	Speed	Topspeed	laptime pit
1	Pit Out	86.5	32.952	105.3	42.384			1:54.815	9	Pit Out	87.7	38.423	84.0	44.061			12:14.817
2	37.418	87.4	31.839	106.7	42.031		268.7	1:51.288	10	36.530	90.8	31.863	104.2	48.472		<u>272.7</u>	1:56.865
3	36.518	91.1	31.690	108.5	41.988		271.4	1:50.196	11	36.505	88.7	31.586	109.0	41.919		266.7	1:50.010
4	36.567	90.4	31.639	103.7	41.963		269.3	1:50.169	12	36.860	90.2	31.603	108.4	41.795		271.4	1:50.258
5	36.597	90.9	31.548	106.3	41.747		266.7	1:49.892	13	36.417	90.8	31.554	106.2	41.781		268.7	1:49.752
6	36.270	<u>92.4</u>	31.473	107.2	41.736		270.7	1:49.479	14	36.292	91.5	<u>31.334</u>	<u>109.9</u>	41.728		272.0	1:49.354
7	36.341	91.4	31.589	106.9	41.767		270.7	1:49.697	15	<u>36.161</u>	92.2	31.459	109.5	<u>41.727</u>		271.4	<u>1:49.347</u>
8	45.776	85.1	35.634	97.6	Pit In		259.0	2:15.316	16								

44 Kevin Orgis (DE)									SUTER								
lap	Sect-1	Speed	Sect-2	Speed	Sect-3	Speed	TopSpeed	laptime pit	lap	Sect-1	Speed	Sect-2	Speed	Sect-3	Speed	Topspeed	laptime pit
1	Pit Out	83.1	33.632	101.3	43.748			1:57.695	8	37.915	82.4	33.280	100.5	Pit In		273.4	2:03.663
2	37.236	85.0	32.865	101.2	43.142		271.4	1:53.243	9	Pit Out	90.9	31.894	<u>108.8</u>	42.112		8:56.843	
3	36.973	89.6	31.956	105.2	42.608		273.4	1:51.537	10	36.696	87.1	31.677	108.2	41.957		<u>275.5</u>	1:50.330
4	37.326	89.7	32.665	103.1	Pit In		270.7	2:01.109	11	<u>36.043</u>	<u>91.9</u>	31.747	103.4	<u>41.799</u>		274.8	<u>1:49.589</u>
5	Pit Out	85.9	32.454	103.6	42.937			7:55.551	12	36.296	89.3	<u>31.628</u>	102.7	42.102		274.8	1:50.026
6	36.591	90.2	32.168	105.0	42.604		272.0	1:51.363	13	36.460	91.0	33.299	103.4	Pit In		<u>275.5</u>	2:01.956
7	36.280	91.5	31.965	107.1	42.270		274.1	1:50.515	14								

45 Leon Orgis (DE)									YAMAHA								
lap	Sect-1	Speed	Sect-2	Speed	Sect-3	Speed	TopSpeed	laptime pit	lap	Sect-1	Speed	Sect-2	Speed	Sect-3	Speed	Topspeed	laptime pit
1	Pit Out	80.0	34.417	105.6	43.368			2:00.600	8	38.123	87.3	33.792	105.4	Pit In		255.9	2:04.573
2	38.186	85.2	32.345	108.2	42.927		249.4	1:53.458	9	Pit Out	91.0	31.913	<u>112.6</u>	42.541		9:30.280	
3	38.028	86.9	32.815	100.7	42.857		<u>262.1</u>	1:53.700	10	40.777	84.3	32.360	111.9	42.349		257.1	1:55.486
4	37.118	87.4	31.665	108.9	42.541		258.4	1:51.324	11	37.316	90.5	31.628	112.4	<u>42.160</u>		260.9	1:51.104
5	37.766	83.5	32.858	100.3	49.992		253.5	2:00.616	12	<u>36.608</u>	<u>101.0</u>	32.469	107.9	42.217		256.5	1:51.294
6	37.914	79.5	31.947	109.6	42.253		260.9	1:52.114	13	37.089	88.6	31.653	103.3	Pit In		257.1	2:34.748
7	36.753	87.8	<u>31.580</u>	109.9	42.377		256.5	<u>1:50.710</u>	14								

48 Joan Diaz (ES)									YAMAHA								
lap	Sect-1	Speed	Sect-2	Speed	Sect-3	Speed	TopSpeed	laptime pit	lap	Sect-1	Speed	Sect-2	Speed	Sect-3	Speed	Topspeed	laptime pit
1	Pit Out	86.0	32.718	107.5	43.456			1:55.772	10	36.176	92.9	31.542	109.4	41.995		264.1	1:49.713
2	36.756	95.2	31.932	109.8	42.307		264.1	1:50.995	11	37.202	91.7	31.619	109.5	Pit In		262.8	1:59.087





FIM CEV REPSOL 2020

Moto 2

9 - 13 July 2020

Laps and Sector Times - Qualifying 2

Autodromo Internacional Algarve - 4592 mtr.

3	36.379	91.0	31.685	110.3	42.310	266.7	1:50.374	12	Pit Out	90.1	31.797	112.4	42.446		5:04.313
4	36.851	94.8	32.840	106.5	43.238	265.4	1:52.929	13	<u>36.065</u>	93.4	34.249	101.3	45.737	266.7	1:56.051
5	36.456	94.2	31.520	110.4	44.879	266.0	1:52.855	14	36.778	88.9	31.784	111.5	42.361	260.9	1:50.923
6	38.602	68.8	32.224	106.2	Pit In	266.0	2:08.067	15	36.154	92.8	31.785	108.9	41.861	266.0	1:49.800
7	Pit Out	85.6	32.630	108.2	42.463		4:26.581	16	42.481	90.2	33.514	103.5	42.615	260.9	1:58.610
8	36.465	91.1	31.442	111.0	42.107	266.0	1:50.014	17	36.256	<u>96.3</u>	31.497	<u>113.6</u>	<u>41.820</u>	263.4	<u>1:49.573</u>
9	36.111	95.5	31.568	111.6	41.988	<u>267.3</u>	1:49.667	18	36.231	92.4	<u>31.329</u>	112.3	41.914	262.8	1:49.474 D

54 Aldeguer Fermin (ES)									YAMAHA								
lap	Sect-1	Speed	Sect-2	Speed	Sect-3	Speed	TopSpeed	laptime pit	lap	Sect-1	Speed	Sect-2	Speed	Sect-3	Speed	Topspeed	laptime pit
1	Pit Out	82.1	34.346	108.9	42.720			2:01.885	9	<u>35.322</u>	<u>102.0</u>	32.071	112.9	55.729	268.0	2:03.122	
2	36.108	89.2	32.649	100.3	43.127		268.7	1:51.884	10	36.494	94.1	30.995	112.4	41.629	259.0	1:49.118 D	
3	36.389	92.6	31.323	110.3	41.333		266.0	1:49.045	11	35.582	95.9	<u>30.724</u>	116.6	<u>41.062</u>	269.3	1:47.368	
4	35.918	93.2	30.967	112.6	41.342		266.7	1:48.227	12	35.327	95.2	30.777	116.4	41.128	<u>272.7</u>	<u>1:47.232</u>	
5	44.740	82.6	37.604	98.9	48.906		270.7	2:11.250	13	35.542	95.6	30.897	117.4	41.302	<u>272.7</u>	1:47.741	
6	37.759	84.4	31.739	111.1	Pit In		268.7	2:07.688	14	35.773	94.5	31.812	111.1	43.109	267.3	1:50.694	
7	Pit Out	85.1	31.902	<u>118.7</u>	41.620			15:04.583	15	36.721	90.0	33.309	108.8	44.618	266.7	1:54.648	
8	35.924	90.8	31.360	114.6	41.466		269.3	1:48.750	16								

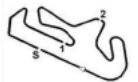
55 Yari Montella (ITA)									SPEED UP								
lap	Sect-1	Speed	Sect-2	Speed	Sect-3	Speed	TopSpeed	laptime pit	lap	Sect-1	Speed	Sect-2	Speed	Sect-3	Speed	Topspeed	laptime pit
1	Pit Out	94.9	30.961	113.0	41.011			1:47.587	9	35.096	95.1	30.590	116.4	40.745	272.7	1:46.431 D	
2	35.365	93.8	30.423	113.8	40.771		273.4	1:46.559	10	35.923	93.3	30.834	110.9	Pit In	271.4	1:55.898	
3	35.211	96.7	30.571	113.6	40.682		<u>274.8</u>	1:46.464	11	Pit Out	96.0	31.054	115.1	40.554		10:32.069	
4	35.113	95.5	30.536	<u>116.9</u>	40.871		<u>274.8</u>	1:46.520	12	34.901	<u>97.6</u>	<u>30.233</u>	115.8	<u>40.334</u>	273.4	<u>1:45.468</u>	
5	35.088	94.2	30.490	111.1	40.712		272.0	1:46.290	13	34.934	95.4	30.432	115.6	40.393	274.1	1:45.759	
6	34.941	<u>97.6</u>	30.520	114.6	41.361		<u>274.8</u>	1:46.822	14	<u>34.883</u>	95.9	30.448	112.9	40.413	273.4	1:45.744	
7	36.277	93.1	31.279	106.6	41.746		273.4	1:49.302	15	35.000	96.0	30.861	113.4	Pit In	<u>274.8</u>	1:53.283	
8	35.021	96.4	30.643	114.2	40.841		272.7	1:46.505	16	Pit Out	94.1	30.650	114.2	41.027		2:37.926	

56 Alex Toledo (ES)									YAMAHA								
lap	Sect-1	Speed	Sect-2	Speed	Sect-3	Speed	TopSpeed	laptime pit	lap	Sect-1	Speed	Sect-2	Speed	Sect-3	Speed	Topspeed	laptime pit
1	Pit Out	88.9	31.508	113.8	41.568			1:55.823	8	<u>35.542</u>	92.9	30.812	<u>118.0</u>	<u>41.209</u>	272.0	1:47.563	
2	36.025	89.7	31.108	115.1	41.641		<u>274.1</u>	1:48.774	9	35.653	94.2	<u>30.786</u>	117.1	41.242	268.0	1:47.681	
3	35.978	90.6	30.975	114.3	41.416		270.0	1:48.369	10	35.686	92.2	30.923	114.6	41.428	270.0	1:48.037	
4	36.222	93.1	31.109	117.0	Pit In		269.3	1:57.108	11	35.716	<u>95.4</u>	31.153	113.1	41.550	270.0	1:48.419	
5	Pit Out	88.5	31.699	117.9	42.146			18:06.957	12	36.538	91.3	31.734	115.4	43.513	268.7	1:51.785	
6	36.037	87.1	31.415	116.5	41.602		268.0	1:49.054	13	36.325	<u>95.4</u>	33.170	107.9	43.463	265.4	1:52.958	
7	35.744	93.8	31.979	109.6	54.128		267.3	2:01.851	14								

61 Alessandro Zaccane (ITA)									KALEX								
lap	Sect-1	Speed	Sect-2	Speed	Sect-3	Speed	TopSpeed	laptime pit	lap	Sect-1	Speed	Sect-2	Speed	Sect-3	Speed	Topspeed	laptime pit
1	Pit Out	84.6	32.095	108.8	41.509			1:48.436	9	35.409	91.8	30.657	113.3	40.769	274.1	1:46.835	
2	35.650	92.2	31.117	111.9	41.208		273.4	1:47.975	10	42.492	91.1	39.107	106.2	41.346	272.0	2:02.945	
3	35.461	94.9	31.024	107.0	41.385		274.1	1:47.870	11	<u>35.184</u>	93.6	<u>30.633</u>	<u>114.4</u>	<u>40.676</u>	<u>274.8</u>	1:46.493 D	
4	35.460	94.2	30.725	110.7	40.917		272.7	1:47.102	12	35.224	96.5	30.877	112.1	40.700	271.4	1:46.801	
5	35.365	94.2	30.673	111.5	40.685		270.7	<u>1:46.723</u>	13	35.323	95.1	30.790	110.8	40.873	272.0	1:46.986	
6	36.432	91.0	31.693	103.3	47.345		273.4	1:55.470	14	36.934	90.8	32.152	107.5	41.303	273.4	1:50.389	
7	35.670	93.2	31.522	110.7	Pit In		272.0	1:57.007	15	35.402	<u>96.6</u>	30.866	110.7	41.099	272.0	1:47.367	
8	Pit Out	89.3	31.646	113.7	42.062			12:35.587	16	35.419	92.9	30.798	111.2	40.953	271.4	1:47.170	

66 Niki Tuuli (FIN)									KALEX								
lap	Sect-1	Speed	Sect-2	Speed	Sect-3	Speed	TopSpeed	laptime pit	lap	Sect-1	Speed	Sect-2	Speed	Sect-3	Speed	Topspeed	laptime pit
1	Pit Out	89.2	31.328	108.2	41.314			1:48.071	8	35.217	95.3	30.446	<u>114.4</u>	<u>40.332</u>	272.7	1:45.995	
2	35.829	89.5	30.864	111.2	40.714		272.7	1:47.407	9	<u>34.951</u>	<u>97.2</u>	30.573	111.6	40.383	272.0	1:45.907	
3	35.391	92.2	30.718	111.3	40.731		274.8	1:46.840	10	35.122	93.4	<u>30.221</u>	114.3	40.549	273.4	<u>1:45.892</u>	
4	35.585	91.7	30.499	108.9	40.692		272.7	1:46.776	11	46.024	88.2	31.671	109.0	40.898	<u>275.5</u>	1:58.593	
5	35.439	92.9	30.732	110.1	40.718		271.4	1:46.889	12	35.245	94.1	30.622	105.6	40.896	274.1	1:46.763	
6	43.721	89.3	31.998	108.8	Pit In		272.0	2:05.651	13	35.308	94.8	30.565	112.7	40.767	274.8	1:46.640	
7	Pit Out	90.8	31.181	111.7	40.817			14:24.330	14	38.833	90.8	31.473	111.1	Pit In	272.7	2:01.220	





FIM CEV REPSOL 2020

Moto 2

Laps and Sector Times - Qualifying 2

9 - 13 July 2020

Autodromo Internacional Algarve - 4592 mtr.

70 Takeshi Ishizuka (JPN)										KALEX									
lap	Sect-1	Speed	Sect-2	Speed	Sect-3	Speed	TopSpeed	laptime	pit	lap	Sect-1	Speed	Sect-2	Speed	Sect-3	Speed	Topspeed	laptime	pit
1	Pit Out			103.8	53.870			2:15.702		9	Pit Out		86.1	34.314	106.6	43.383			9:57.622
2				110.4	42.083		259.6	1:50.921		10				31.552	<u>110.5</u>	41.595	260.9	1:49.633	
3				106.2	41.990		248.3	1:54.420		11				31.519	108.8	41.518	266.0	1:49.265	
4				105.3	42.344		260.2	1:53.962		12				31.342	105.5	41.498	263.4	1:49.086	
5				105.2	41.697		254.7	1:49.893		13				34.801	107.6	41.512	<u>268.7</u>	1:53.441	
6				106.5	41.696		266.7	1:49.615		14				<u>31.250</u>	107.4	<u>41.436</u>	267.3	<u>1:48.778</u>	
7				106.8	43.409		264.7	1:51.855		15				36.152	96.4	31.888	268.0	2:00.590	
8			Pit In	107.7	Pit In		268.0	2:01.331		16									

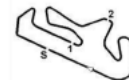
74 Peter Biesiekirski (POL)										KALEX									
lap	Sect-1	Speed	Sect-2	Speed	Sect-3	Speed	TopSpeed	laptime	pit	lap	Sect-1	Speed	Sect-2	Speed	Sect-3	Speed	Topspeed	laptime	pit
1	Pit Out			93.7	31.754	107.8	41.922		1:55.590		9	Pit Out		89.5	31.814	<u>113.1</u>	41.719		9:38.135
2				93.2	31.157	112.3	41.451		274.8	1:48.435	10				30.827	111.5	40.951	271.4	1:47.413
3				87.8	31.544	108.7	47.606		268.0	1:55.312	11				32.650	104.3	45.227	264.1	1:56.411
4				94.2	31.221	107.8	41.391		271.4	1:48.449	12				31.455	112.1	44.383	271.4	1:51.980
5				88.2	31.504	109.9	41.775		266.7	1:49.822	13				32.262	110.7	41.132	271.4	1:50.086
6				90.2	30.977	111.5	41.428		271.4	1:48.376	14				<u>30.786</u>	109.4	<u>40.927</u>	<u>274.8</u>	<u>1:47.101</u>
7				95.4	31.089	112.5	41.253		272.0	1:47.961	15				30.794	112.6	41.041	<u>274.8</u>	1:47.261
8				89.9	32.855	106.6	Pit In		268.7	2:05.048	16				32.261	110.5	Pit In	267.3	2:04.433

86 Nicolas Chris Czyba (DE)										YAMAHA									
lap	Sect-1	Speed	Sect-2	Speed	Sect-3	Speed	TopSpeed	laptime	pit	lap	Sect-1	Speed	Sect-2	Speed	Sect-3	Speed	Topspeed	laptime	pit
1	Pit Out			78.5	34.863	99.5	44.919		1:59.317		10				31.768	111.5	42.140	259.0	1:50.857
2				87.2	32.047	108.0	42.205		257.8	1:51.524	11				31.621	110.7	42.096	259.6	1:55.005
3				83.3	31.951	108.8	43.051		260.9	1:51.934	12				31.614	<u>112.9</u>	<u>41.640</u>	261.5	<u>1:49.570</u>
4				86.1	31.860	107.5	42.452		<u>262.8</u>	1:51.502	13				31.920	104.8	43.904	257.8	1:52.177
5				87.4	31.754	108.2	43.153		253.5	1:52.266	14				31.527	111.6	41.658	262.1	1:50.147
6				88.4	31.772	110.4	41.862		251.7	1:51.291	15				37.146	112.1	41.656	257.1	1:56.199
7				88.2	31.514	108.7	41.925		260.9	1:49.893	16				31.946	109.3	44.683	260.9	1:54.750 D
8				81.4	32.763	107.4	Pit In		260.2	2:07.334	17				31.506	110.1	43.636	260.9	1:52.463 D
9	Pit Out			85.4	32.973	106.8	43.405		7:37.375		18				<u>31.409</u>	108.3	42.075	261.5	1:49.798

88 Alessandro Zetti (ITA)										KALEX									
lap	Sect-1	Speed	Sect-2	Speed	Sect-3	Speed	TopSpeed	laptime	pit	lap	Sect-1	Speed	Sect-2	Speed	Sect-3	Speed	Topspeed	laptime	pit
1	Pit Out			87.4	32.633	112.3	43.013		1:53.552		9				31.906	114.4	42.296	<u>276.9</u>	1:50.309
2				88.9	31.736	114.3	42.014		271.4	1:50.445	10				31.370	118.9	41.598	268.7	1:49.150
3				90.5	31.823	114.2	41.836		274.8	1:49.920	11				31.552	118.0	41.577	272.7	1:49.273
4				91.9	31.613	109.8	42.163		274.1	1:50.178	12				31.708	110.0	41.724	274.1	1:49.307
5				92.8	31.526	115.1	42.361		273.4	1:50.109	13				34.691	116.1	42.346	274.8	1:52.958
6				89.6	33.343	110.8	Pit In		273.4	2:09.404	14				31.316	119.2	<u>41.371</u>	269.3	<u>1:48.715</u>
7	Pit Out			88.2	31.949	<u>125.3</u>	42.728		15:35.611		15				<u>31.303</u>	117.1	41.682	274.1	1:49.369
8				90.9	31.566	118.3	41.623		<u>276.9</u>	1:49.865	16								

97 Connor Funk (USA)										NYKOS									
lap	Sect-1	Speed	Sect-2	Speed	Sect-3	Speed	TopSpeed	laptime	pit	lap	Sect-1	Speed	Sect-2	Speed	Sect-3	Speed	Topspeed	laptime	pit
1	Pit Out			79.3	34.540	103.5	44.882		2:00.523		11				32.872	106.4	43.268	240.5	1:54.664
2				77.4	33.847	104.1	44.405		238.4	1:57.777	12				32.818	109.9	43.273	245.5	<u>1:54.275</u>
3				79.3	33.421	107.0	44.461		225.9	1:57.200	13				<u>32.622</u>	<u>110.4</u>	43.529	247.1	1:54.476
4				80.2	33.972	97.7	44.049		228.8	1:57.431	14				32.680	109.8	Pit In	247.1	2:04.320
5				80.8	33.303	104.9	44.027		244.9	1:56.357	15	Pit Out		84.7	34.598	99.4	44.826		5:38.314
6				82.4	33.706	102.8	44.057		244.9	1:56.789	16				33.288	99.2	44.142	241.1	1:56.101
7				84.2	33.108	105.9	43.675		241.6	1:55.546	17				33.375	103.2	43.558	246.6	1:55.578
8				84.8	33.413	103.0	43.661		<u>251.2</u>	1:55.520	18				32.967	105.3	<u>43.230</u>	246.0	1:54.498
9				85.2	33.194	107.5	43.788		241.6	1:55.788	19				33.072	101.4	43.473	243.2	1:55.109
10				86.5	33.104	107.0	43.934		243.8	1:55.461	20								





FIM CEV REPSOL 2020

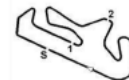
Moto 2 Laptimes - Qualifying 2

9 - 13 July 2020
Autodromo Internacional Algarve - 4592 mtr.

Nbr	Name	Laps	lap	Lap ..1	Lap ..2	Lap ..3	Lap ..4	Lap ..5	Lap ..6	Lap ..7	Lap ..8	Lap ..9	Lap ..0
55	Yari Montella	16	1 - 10	1:47.587	1:46.559	1:46.464	1:46.520	1:46.290	1:46.822	1:49.302	1:46.505	1:46.431	1:55.898
			11 - 20	10:32.069	1:45.468	1:45.759	1:45.744	1:53.283	2:37.926				
66	Niki Tuuli	14	1 - 10	1:48.071	1:47.407	1:46.840	1:46.776	1:46.889	2:05.651	14:24.330	1:45.995	1:45.907	1:45.892
			11 - 20	1:58.593	1:46.763	1:46.640	2:01.220						
5	Alejandro Medina	14	1 - 10	1:50.017	1:48.197	1:47.637	1:47.954	1:47.781	2:01.972	16:09.247	1:46.687	1:47.076	1:47.453
			11 - 20	1:51.047	1:47.686	1:47.119	2:02.243						
61	Alessandro Zaccone	16	1 - 10	1:48.436	1:47.975	1:47.870	1:47.102	1:46.723	1:55.470	1:57.007	12:35.587	1:46.835	2:02.945
			11 - 20	1:46.493	1:46.801	1:46.986	1:50.389	1:47.367	1:47.170				
3	Lukas Tulovic	13	1 - 10	1:48.304	1:47.450	1:47.048	1:47.370	1:47.192	2:03.492	17:48.696	1:48.480	1:55.997	1:49.412
			11 - 20	1:46.865	1:49.542	2:01.768							
18	Xavi Cardelus	15	1 - 10	1:48.053	1:48.001	1:47.369	1:47.555	1:47.150	1:47.455	2:00.035	12:43.026	1:47.712	2:01.967
			11 - 20	1:46.875	1:47.184	1:59.580	1:51.511	1:47.459					
74	Peter Biesiekirski	16	1 - 10	1:55.590	1:48.435	1:55.312	1:48.449	1:49.822	1:48.376	1:47.961	2:05.048	9:38.135	1:47.413
			11 - 20	1:56.411	1:51.980	1:50.086	1:47.101	1:47.261	2:04.433				
54	Aldeguer Fermin	15	1 - 10	2:01.885	1:51.884	1:49.045	1:48.227	2:11.250	2:07.688	15:04.583	1:48.750	2:03.122	1:49.118
			11 - 20	1:47.368	1:47.232	1:47.741	1:50.694	1:54.648					
7	Adam Norrodin	13	1 - 10	2:19.127	1:58.138	1:48.369	2:01.932	2:17.654	1:48.679	2:03.871	17:58.268	1:54.224	1:47.276
			11 - 20	1:47.411	1:51.920	1:48.227							
56	Alex Toledo	13	1 - 10	1:55.823	1:48.774	1:48.369	1:57.108	18:06.957	1:49.054	2:01.851	1:47.563	1:47.681	1:48.037
			11 - 20	1:48.419	1:51.785	1:52.958							
23	Taiga Hada	14	1 - 10	1:47.822	1:48.482	1:48.393	1:48.151	1:48.424	1:59.729	14:21.344	1:47.755	2:03.607	1:47.647
			11 - 20	1:47.810	1:47.776	1:53.477	2:02.246						
13	Mattia Rato	17	1 - 10	2:07.411	1:50.213	1:55.805	1:49.062	1:53.717	1:49.420	1:49.534	2:04.118	10:10.846	1:54.538
			11 - 20	1:49.287	1:48.689	1:48.703	1:48.335	1:59.650	1:51.483	1:49.352			
88	Alessandro Zetti	15	1 - 10	1:53.552	1:50.445	1:49.920	1:50.178	1:50.109	2:09.404	15:35.611	1:49.865	1:50.309	1:49.150
			11 - 20	1:49.273	1:49.307	1:52.958	1:48.715	1:49.369					
70	Takeshi Ishizuka	15	1 - 10	2:15.702	1:50.921	1:54.420	1:53.962	1:49.893	1:49.615	1:51.855	2:01.331	9:57.622	1:49.633
			11 - 20	1:49.265	1:49.086	1:53.441	1:48.778	2:00.590					
35	Sam Wilford	15	1 - 10	1:54.815	1:51.288	1:50.196	1:50.169	1:49.892	1:49.479	1:49.697	2:15.316	12:14.817	1:56.865
			11 - 20	1:50.010	1:50.258	1:49.752	1:49.354	1:49.347					
86	Nicolas Chris Czyba	18	1 - 10	1:59.317	1:51.524	1:51.934	1:51.502	1:52.266	1:51.291	1:49.893	2:07.334	7:37.375	1:50.857
			11 - 20	1:55.005	1:49.570	1:52.177	1:50.147	1:56.199	1:54.750	1:52.463	1:49.798		
48	Joan Diaz	18	1 - 10	1:55.772	1:50.995	1:50.374	1:52.929	1:52.855	2:08.067	4:26.581	1:50.014	1:49.667	1:49.713
			11 - 20	1:59.087	5:04.313	1:56.051	1:50.923	1:49.800	1:58.610	1:49.573	1:49.474		
44	Kevin Orgis	13	1 - 10	1:57.695	1:53.243	1:51.537	2:01.109	7:55.551	1:51.363	1:50.515	2:03.663	8:56.843	1:50.330
			11 - 20	1:49.589	1:50.026	2:01.956							
4	Jake Archer	18	1 - 10	2:14.402	1:51.181	1:50.824	1:51.471	1:51.522	1:50.626	2:05.510	5:14.202	1:50.749	1:50.597
			11 - 20	2:00.441	5:42.846	1:50.063	1:50.236	1:51.473	1:50.306	1:55.378	1:50.330		



12 - 13 July
AUTÓDROMO INTERNACIONAL ALGARVE
FIM CEV REPSOL 2020

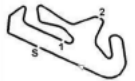


FIM CEV REPSOL 2020

Moto 2 Laptimes - Qualifying 2

9 - 13 July 2020
Autódromo Internacional Algarve - 4592 mtr.

Nbr	Name	Laps	lap	Lap ..1	Lap ..2	Lap ..3	Lap ..4	Lap ..5	Lap ..6	Lap ..7	Lap ..8	Lap ..9	Lap ..0
19	Andreas Kofler	18	1 - 10	2:00.881	1:53.494	1:53.032	1:59.807	2:06.950	7:27.726	1:51.846	1:51.250	2:00.683	1:51.099
			11 - 20	1:57.405	1:52.946	1:57.043	1:53.256	1:50.692	1:50.882	1:54.869	1:54.657		
45	Leon Orgis	13	1 - 10	2:00.600	1:53.458	1:53.700	1:51.324	2:00.616	1:52.114	1:50.710	2:04.573	9:30.280	1:55.486
			11 - 20	1:51.104	1:51.294	2:34.748							
97	Connor Funk	19	1 - 10	2:00.523	1:57.777	1:57.200	1:57.431	1:56.357	1:56.789	1:55.546	1:55.520	1:55.788	1:55.461
			11 - 20	1:54.664	1:54.275	1:54.476	2:04.320	5:38.314	1:56.101	1:55.578	1:54.498	1:55.109	



FIM CEV REPSOL 2020

Moto 2

9 - 13 July 2020

Result of Qualifying 2

Autódromo Internacional Algarve - 4592 mtr.

M2

Pos	Nbr	Name / Entrant	Motorcycle	Fastest	In	Gap	Diff	Laps	Km/h
1	55	Yari Montella (ITA) Team Ciatti - Speed Up	SPEED UP	1:45.468	12			16	156.74
2	66	Niki Tuuli (FIN) Team Stylobike	KALEX	1:45.892	10	0.424	0.424	14	156.11
3	5	Alejandro Medina (ES) Apex - Cardoso Racing	KALEX	1:46.687	8	1.219	0.795	14	154.95
4	61	Alessandro Zaccone (ITA) Promoracing	KALEX	1:46.723	5	1.255	0.036	16	154.90
5	3	Lukas Tulovic (DE) Kiefer Racing	KALEX	1:46.865	11	1.397	0.142	13	154.69
6	18	Xavi Cardelus (AND) Team Stylobike	KALEX	1:46.875	11	1.407	0.010	15	154.68
7	74	Peter Biesiekirski (POL) Team Stylobike - EUVIC	KALEX	1:47.101	14	1.633	0.226	16	154.35
8	7	Adam Norrodin (MY) Liqui Moly Intact SIC Junior	KALEX	1:47.276	10	1.808	0.175	13	154.10
9	23	Taiga Hada (JPN) AGR Team	KALEX	1:47.647	10	2.179	0.371	14	153.57
10	13	Mattia Rato (ITA) Easyrace Team	KALEX	1:48.335	14	2.867	0.688	17	152.59
11	88	Alessandro Zetti (ITA) SF Racing	KALEX	1:48.715	14	3.247	0.380	15	152.06
12	70	Takeshi Ishizuka (JPN) Easyrace Team	KALEX	1:48.778	14	3.310	0.063	15	151.97
13	35	Sam Wilford (GBR) IDWe Racing	KALEX	1:49.347	15	3.879	0.569	15	151.18
14	44	Kevin Orgis (DE) Redding-Pinamoto RS	SUTER	1:49.589	11	4.121	0.242	13	150.85
15	4	Jake Archer (GBR) Kovara/rs racing	KALEX	1:50.063	13	4.595	0.474	18	150.20
16	97	Connor Funk (USA) Nykos Racing	NYKOS	1:54.275	12	8.807	4.212	19	144.66

SST600

Pos	Nbr	Name / Entrant	Motorcycle	Fastest	In	Gap	Diff	Laps	Km/h
1	54	Aldeguer Fermin (ES) Fau 55 Tey Racing	YAMAHA	1:47.232	12			15	154.16
2	56	Alex Toledo (ES) Easy Race	YAMAHA	1:47.563	8	0.331	0.331	13	153.69
3	86	Nicolas Chris Czyba (DE) H43 Team Nobby Talasur-Blu	YAMAHA	1:49.570	12	2.338	2.007	18	150.87
4	48	Joan Diaz (ES) H43 Team Nobby	YAMAHA	1:49.573	17	2.341	0.003	18	150.87

Fastest time : 1:45.468 in lap 12 by nbr. 55 : Yari Montella (SPEED UP)

Results: <https://livetiming.raceresults.nu/autodromodoalgarve>

Timekeeping by :

Publication-time

Time Printed : 12-07-2020 - 15:09

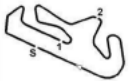
Clerk of the Course

Timekeeper

Miguel C. Calado Glória



autódromo
internacional
algarve



FIM CEV REPSOL 2020

Moto 2 Result of Qualifying 2

9 - 13 July 2020
Autódromo Internacional Algarve - 4592 mtr.

SST600

Pos	Nbr	Name / Entrant	Motorcycle	Fastest	In	Gap	Diff	Laps	Km/h
5	19	Andreas Kofler (AUT) Redding-Pinamoto	YAMAHA	1:50.692	15	3.460	1.119	18	149.34
6	45	Leon Orgis (DE) Redding-Pinamoto RS	YAMAHA	1:50.710	7	3.478	0.018	13	149.32

Fastest time : 1:45.468 in lap 12 by nbr. 55 : Yari Montella (SPEED UP)

Results: <https://livetiming.raceresults.nu/autodromodalgarve>

Timekeeping by :

Publication-time

Time Printed : 12-07-2020 - 15:09

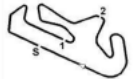
Clerk of the Course

Timekeeper

Miguel C. Calado Glória



autódromo
internacional
algarve



FIM CEV REPSOL 2020

Moto 2 Sector analyse - Qualifying 2

9 - 13 July 2020
Autodromo Internacional Algarve - 4592 mtr.

Pos	Nbr	Name / Team name	Sector 1			Sector 2			Sector 3			Theoretical best	Actual best	In
			time	Lap	pos	time	Lap	pos	time	Lap	pos			
1	55	Yari Montella (ITA)	34.883	14	1	30.233	12	2	40.334	12		1:45.450	1:45.468	12
2	66	Niki Tuuli (FIN)	34.951	9	2	30.221	10	1	40.332	8		1:45.504	1:45.892	10
3	5	Alejandro Medina (ES)	35.296	8	7	30.719	8	5	40.672	8		1:46.687	1:46.687	8
4	61	Alessandro Zacccone (ITA)	35.184	11	4	30.633	11	3	40.676	11		1:46.493	1:46.723	5
5	3	Lukas Tulovic (DE)	35.053	12	3	30.666	11	4	40.714	2		1:46.433	1:46.865	11
6	18	Xavi Cardelus (AND)	35.223	5	5	30.768	11	7	40.867	11		1:46.858	1:46.875	11
7	74	Peter Biesiekirski (POL)	35.388	14	9	30.786	14	8	40.927	14		1:47.101	1:47.101	14
8	54	Aldeguer Fermin (ES)	35.322	9	8	30.724	11	6	41.062	11		1:47.108	1:47.232	12
9	7	Adam Norrodin (MY)	35.243	10	6	30.792	10	10	40.947	11		1:46.982	1:47.276	10
10	56	Alex Toledo (ES)	35.542	8	11	30.786	9	9	41.209	8		1:47.537	1:47.563	8
11	23	Taiga Hada (JPN)	35.490	12	10	30.972	2	11	40.896	8		1:47.358	1:47.647	10
12	13	Mattia Rato (ITA)	35.949	14	13	30.980	14	12	41.406	14		1:48.335	1:48.335	14
13	88	Alessandro Zetti (ITA)	35.875	12	12	31.303	15	14	41.371	14		1:48.549	1:48.715	14
14	70	Takeshi Ishizuka (JPN)	36.092	14	17	31.250	14	13	41.436	14		1:48.778	1:48.778	14
15	35	Sam Wilford (GBR)	36.161	15	19	31.334	14	16	41.727	15		1:49.222	1:49.347	15
16	86	Nicolas Chris Czyba (DE)	36.314	18	20	31.409	18	17	41.640	12		1:49.363	1:49.570	12
17	48	Joan Diaz (ES)	36.065	13	16	31.329	18	15	41.820	17		1:49.214	1:49.573	17
18	44	Kevin Orgis (DE)	36.043	11	15	31.628	12	20	41.799	11		1:49.470	1:49.589	11
19	4	Jake Archer (GBR)	36.157	17	18	31.591	18	19	41.918	14		1:49.666	1:50.063	13
20	19	Andreas Kofler (AUT)	35.982	13	14	31.674	8	21	42.370	10		1:50.026	1:50.692	15
21	45	Leon Orgis (DE)	36.608	12	21	31.580	7	18	42.160	11		1:50.348	1:50.710	7
22	97	Connor Funk (USA)	38.184	12	22	32.622	13	22	43.230	18		1:54.036	1:54.275	12



FIM CEV REPSOL 2020

Heat name : Moto 2 - Qualifying 2
Heat Date : 12 July 2020
Track name : Autodromo Internacional Algarve - 4592 mtr.

Participants Started : 22 Participants Classified : 22
Participants Finished : 18 Participants Not Classified : 1
Participants Not Finished : 4

Green flag at : 14:22:00 Heat recording start time : 14:19:17
Finish flag waved at : 15:02:00 Heat recording end time : 15:04:41
Total time under Green : 40:00 Total of All Laps in Heat : 338
Number of cautions : 0 Total time under Yellow : 00:00:00
Number of code-60's : 0 Total time under Code-60 : 00:00:00

Best Lap time history during the Heat

#	Nbr	lap time	in lap	Name	Motorcycle	time of day
1	88	1:50.445	2	Alessandro Zetti	KALEX	14:25:47
2	13	1:50.213	2	Mattia Rato	KALEX	14:26:01
3	66	1:47.407	2	Niki Tuuli	KALEX	14:27:06
4	55	1:46.559	2	Yari Montella	SPEED UP	14:27:22
5	55	1:46.464	3	Yari Montella	SPEED UP	14:29:08
6	55	1:46.290	5	Yari Montella	SPEED UP	14:32:41
7	66	1:45.995	8	Niki Tuuli	KALEX	14:50:43
8	66	1:45.907	9	Niki Tuuli	KALEX	14:52:29
9	55	1:45.468	12	Yari Montella	SPEED UP	14:54:04

Summary of best laptimes per class

Nbr	Name / Team name	Motorcycle	Cls	Fastest Laptime	In	Speed
55	Yari Montella	SPEED UP	M2	1:45.468	12	156.74
54	Aldeguer Fermin	YAMAHA	SST600	1:47.232	12	154.16