



12 - 13 July
AUTÓDROMO INTERNACIONAL ALGARVE
FIM CEV REPSOL 2020



FIM CEV REPSOL 2020

Moto 3

9 - 13 July 2020

Result of Qualifying 1 - REVIEWED

Autodromo Internacional Algarve - 4592 mtr.

Pos	Nbr	Name / Entrant	Motorcycle	Cls	PIC	Fastest	In	Gap	Diff	Laps	Km/h
1	37	Pedro Acosta Sánchez (ES) MT-Foundation77	KTM	M3	1	1:49.367	15			17	151.15
2	43	Xavier Artigas López (ES) Leopard Impala Junior	HONDA	M3	2	1:49.544	12	0.177	0.177	12	150.91
3	92	Diogo Moreira Nascim (BRA) Estrella Galicia 0,0 JT	HONDA	M3	3	1:49.556	15	0.189	0.012	15	150.89
4	5	Lorenzo Fellon (FRA) Estrella Galicia 0,0 JT	HONDA	M3	4	1:49.595	13	0.228	0.039	15	150.84
5	76	Julian Giral Romero (ES) MT-Foundation77	KTM	M3	5	1:49.736	16	0.369	0.141	16	150.65
6	22	Kazuki Masaki (JPN) LaglisAcademy	HUSQVARNA	M3	6	1:49.827	13	0.460	0.091	14	150.52
7	67	Gerard Riu I Malé (ES) AGR Team	KTM	M3	7	1:49.907	13	0.540	0.080	16	150.41
8	25	Adrián Fernández (ES) LaglisAcademy	HUSQVARNA	M3	8	1:49.950	13	0.583	0.043	13	150.35
9	32	Takuma Matsuyama (JPN) Asia Talent Team	HONDA	M3	9	1:49.973	4	0.606	0.023	16	150.32
10	38	David Salvador Gómez (ES) Cuna de Campeones	KTM	M3	10	1:50.005	4	0.638	0.032	11	150.28
11	29	Billy van Eerde (AUS) Asia Talent Team	HONDA	M3	11	1:50.063	14	0.696	0.058	15	150.20
12	63	Syraifuddin Azman (MY) Monlau Motorsport	HONDA	M3	12	1:50.077	13	0.710	0.014	15	150.18
13	20	José Julián García (ES) Sic 58 Squadra Corse	HONDA	M3	13	1:50.110	13	0.743	0.033	15	150.13
14	31	Scott Ogden (GBR) British Talent Team	HONDA	M3	14	1:50.257	15	0.890	0.147	16	149.93
15	30	Max Cook (GBR) British Talent Team	HONDA	M3	15	1:50.273	15	0.906	0.016	17	149.91
16	96	Daniel Holgado Miral (ES) OpenBank Aspar Team	KTM	M3	16	1:50.326	15	0.959	0.053	16	149.84
17	7	Daniel Muñoz (ES) Apex Cardoso Racing	KTM	M3	17	1:50.382	3	1.015	0.056	15	149.76
18	45	Clement Rouge (FRA) LaglisAcademy	HUSQVARNA	M3	18	1:50.389	15	1.022	0.007	17	149.75
19	11	Nicholas Spinelli (ITA) Reale Avintia Mta Junior	KTM	M3	19	1:50.451	12	1.084	0.062	13	149.67
20	28	Izan Guevara Bonnin (ES) OpenBank Aspar Team	KTM	M3	20	1:50.464	3	1.097	0.013	16	149.65
21	81	Senna Agius (AUS) Sic58 Squadra Corse	HONDA	M3	21	1:50.648	13	1.281	0.184	14	149.40

Fastest time : 1:49.367 in lap 15 by nbr. 37 : Pedro Acosta Sánchez (KTM)

Publication-time

Results: <https://livetiming.raceresults.ru/autodromodoalgarve>

Timekeeping by :

Time Printed : 12-07-2020 - 12:49

Clerk of the Course

Timekeeper

Miguel C. Calado Glória



Page 1 of 2

Results remain provisional pending technical examination and decisions from the stewards of the meeting

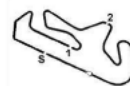


HEADQUARTERS - Príncipe de Vergara, 183 - 28002 Madrid - Tel: +34 91 782 02 20

www.fimcevrepsol.com



12 - 13 July
AUTÓDROMO INTERNACIONAL ALGARVE
FIM CEV REPSOL 2020



FIM CEV REPSOL 2020

Moto 3

9 - 13 July 2020

Result of Qualifying 1 - REVIEWED

Autódromo Internacional Algarve - 4592 mtr.

Pos	Nbr	Name / Entrant	Motorcycle	Cls	PIC	Fastest	In	Gap	Diff	Laps	Km/h
22	64	David Muñoz (ES) Apex Cardoso Racing	KTM	M3	22	1:50.711	13	1.344	0.063	15	149.32
23	97	Filippo Palazzi (ITA) Fau55 Tey Racing	KTM	M3	23	1:51.025	17	1.658	0.314	18	148.90
24	69	Raffaele Fusco (ITA) Reale Avintia Mta Junior	KTM	M3	24	1:51.120	16	1.753	0.095	17	148.77
25	48	Gab. Planques (FRA) Larresport	HONDA	M3	25	1:51.147	11	1.780	0.027	13	148.73
26	60	Dirk Geiger (DE) Cuna PrüstelGP	KTM	M3	26	1:51.184	13	1.817	0.037	15	148.68
27	66	Joel Kelso (AUS) AGR Team	KTM	M3	27	1:51.323	5	1.956	0.139	15	148.50
28	95	José Antonio Rueda (ES) Estrella Galicia 0,0 JT	HONDA	M3	28	1:51.380	14	2.013	0.057	15	148.42
29	70	Joshua Whatley (GBR) KRP (UK) LTD	KTM	M3	29	1:51.403	15	2.036	0.023	15	148.39
30	50	Ondrej Vostatek (CZE) OpenBank Aspar Team	KTM	M3	30	1:51.435	14	2.068	0.032	16	148.35
31	65	Hikaru Arita (JPN) CIP Junior Team	KTM	M3	31	1:51.658	13	2.291	0.223	15	148.05
32	27	Alex Diez Rodríguez (ES) Laglis se A cademy	HUSQVARNA	M3	32	1:51.979	16	2.612	0.321	16	147.63
33	24	Leonardo Taccini (ITA) Leopard Impala Junior	HONDA	M3	33	1:52.492	16	3.125	0.513	16	146.95
34	47	Filip Rehacek (CZE) Laglis se A cademy	HUSQVARNA	M3	34	1:53.546	15	4.179	1.054	15	145.59

Fastest time : 1:49.367 in lap 15 by nbr. 37 : Pedro Acosta Sánchez (KTM)

Results: <https://livetiming.raceresults.ru/autodromodoalgarve>

Timekeeping by :

Publication-time

Time Printed : 12-07-2020 - 12:49

Clerk of the Course

Timekeeper

Miguel C. Calado Glória



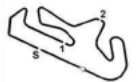
Page 2 of 2

Results remain provisional pending technical examination and decisions from the stewards of the meeting



HEADQUARTERS - Príncipe de Vergara, 183 - 28002 Madrid - Tel: +34 91 782 02 20

www.fimcevrepsol.com



FIM CEV REPSOL 2020

Moto 3

Laps and Sector Times - Qualifying 1

9 - 13 July 2020

Autodromo Internacional Algarve - 4592 mtr.

5 Lorenzo Fellon (FRA)										HONDA									
lap	Sect-1	Speed	Sect-2	Speed	Sect-3	Speed	TopSpeed	laptime	pit	lap	Sect-1	Speed	Sect-2	Speed	Sect-3	Speed	Topspeed	laptime	pit
1	Pit Out	96.6	33.186	110.9	42.559			1:51.470		9	36.932	101.5	31.738	119.2	41.850		233.8	1:50.520	
2	37.777	89.8	31.906	118.4	41.998		238.4	1:51.681	D	10	36.987	102.2	31.640	116.9	42.033		232.8	1:50.660	
3	37.083	99.2	31.600	121.3	42.086		234.3	1:50.769		11	37.658	100.8	32.411	120.5	Pit In		234.8	2:00.984	
4	36.987	100.7	31.576	120.7	41.947		229.3	1:50.510		12	Pit Out	101.0	32.607	106.7	51.782			7:00.598	
5	37.131	102.2	31.785	119.6	42.158		229.8	1:51.074	D	13	36.736	101.4	31.430	121.6	41.429		233.3	1:49.595	
6	40.009	89.7	33.051	116.4	Pit In		227.4	2:06.755		14	36.390	103.5	31.461	117.6	41.551		238.9	1:49.402	D
7	Pit Out	99.4	31.861	118.8	41.939			8:35.177		15	36.657	101.3	31.389	121.5	41.709		237.4	1:49.755	
8	37.372	103.2	31.623	119.7	41.764		232.8	1:50.759	D	16									

7 Daniel Muñoz (ES)										KTM									
lap	Sect-1	Speed	Sect-2	Speed	Sect-3	Speed	TopSpeed	laptime	pit	lap	Sect-1	Speed	Sect-2	Speed	Sect-3	Speed	Topspeed	laptime	pit
1	Pit Out	87.7	32.547	118.4	44.838			1:56.745		9	37.276	96.2	31.847	123.7	42.271		235.8	1:51.394	
2	37.240	96.8	31.618	121.2	42.400		230.3	1:51.258		10	37.198	96.5	31.813	123.9	42.488		233.3	1:51.499	
3	36.998	100.6	31.442	122.3	41.942		231.8	1:50.382		11	38.940	88.7	32.618	113.4	Pit In		229.8	2:00.791	
4	37.187	97.6	31.810	130.0	42.369		236.3	1:51.366		12	Pit Out	87.8	32.648	115.0	49.468			7:07.643	
5	37.120	99.6	31.651	125.7	Pit In		230.8	2:00.942		13	37.194	97.8	32.052	119.2	42.262		237.4	1:51.508	D
6	Pit Out	120.4	38.032	116.3	Pit In			2:27.360		14	37.080	96.3	31.582	122.3	42.169		230.3	1:50.831	D
7	Pit Out	91.3	34.812	111.7	Pit In			7:31.841		15	36.912	97.0	31.460	127.2	42.094		231.3	1:50.466	
8	Pit Out	91.4	32.516	110.2	46.234			2:20.777		16									

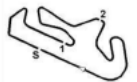
11 Nicholas Spinelli (ITA)										KTM									
lap	Sect-1	Speed	Sect-2	Speed	Sect-3	Speed	TopSpeed	laptime	pit	lap	Sect-1	Speed	Sect-2	Speed	Sect-3	Speed	Topspeed	laptime	pit
1	Pit Out	85.9	33.546	108.8	42.585			2:01.410		8	38.326	91.5	32.867	113.7	Pit In		226.9	2:02.897	
2	37.403	90.6	31.856	118.7	42.075		236.8	1:51.334		9	Pit Out	95.4	32.140	118.4	42.307			10:22.786	D
3	37.113	95.7	31.666	122.4	42.476		231.3	1:51.255		10	38.009	86.6	32.562	115.6	Pit In		228.3	2:04.138	
4	37.157	98.5	31.857	120.5	41.917		232.8	1:50.931		11	Pit Out	97.6	31.999	119.6	41.703			2:20.983	
5	37.611	94.6	32.748	116.9	Pit In		229.8	2:02.351		12	36.873	94.2	31.840	120.7	41.738		232.3	1:50.451	
6	Pit Out	89.3	32.552	116.5	42.615			7:07.951		13	37.112	96.3	33.951	110.7	46.351		230.3	1:57.414	
7	37.662	94.8	32.075	117.6	42.559		226.4	1:52.296		14									

20 José Julián García (ES)										HONDA									
lap	Sect-1	Speed	Sect-2	Speed	Sect-3	Speed	TopSpeed	laptime	pit	lap	Sect-1	Speed	Sect-2	Speed	Sect-3	Speed	Topspeed	laptime	pit
1	Pit Out	89.0	33.564	108.8	42.654			2:03.569		9	37.078	99.1	31.949	115.1	42.447		231.8	1:51.474	
2	37.072	92.8	31.856	113.2	42.243		234.3	1:51.171		10	36.719	109.1	34.553	110.0	Pit In		232.8	2:07.159	
3	36.966	101.5	31.750	114.5	42.593		233.3	1:51.309		11	Pit Out	100.1	31.913	116.3	42.254			8:10.761	D
4	37.768	99.4	32.778	113.9	42.501		232.3	1:53.047		12	36.621	100.7	31.531	114.6	50.526		231.8	1:58.678	
5	37.270	96.1	31.814	116.8	42.407		232.8	1:51.491		13	36.770	97.9	31.572	117.0	41.768		236.3	1:50.110	
6	37.559	99.2	33.171	111.6	Pit In		230.3	2:06.070		14	36.660	100.0	31.623	116.9	41.972		234.8	1:50.255	
7	Pit Out	93.0	32.049	114.3	42.575			5:48.493		15	36.964	100.5	31.496	123.1	41.792		228.8	1:50.252	
8	37.062	98.3	31.809	112.5	42.512		231.8	1:51.383		16									

22 Kazuki Masaki (JPN)										HUSQVARNA									
lap	Sect-1	Speed	Sect-2	Speed	Sect-3	Speed	TopSpeed	laptime	pit	lap	Sect-1	Speed	Sect-2	Speed	Sect-3	Speed	Topspeed	laptime	pit
1	Pit Out	97.7	31.764	117.8	42.596			1:49.008		8	37.407	98.3	32.622	116.4	43.026		229.3	1:53.055	
2	37.032	97.0	31.597	122.3	42.115		232.3	1:50.744		9	37.602	93.6	32.291	115.9	Pit In		229.8	2:05.685	
3	37.059	97.9	31.472	120.7	41.999		232.3	1:50.530		10	Pit Out	95.7	32.120	111.3	44.666			9:18.034	
4	36.823	98.8	31.329	118.8	42.159		232.8	1:50.311		11	39.388	92.7	32.802	114.0	50.654		233.8	2:02.844	
5	37.066	97.3	31.440	119.1	42.574		231.8	1:51.080		12	36.934	98.7	31.610	118.3	42.379		230.3	1:50.923	
6	38.114	95.1	32.656	114.5	Pit In		226.4	2:01.901		13	36.687	98.3	31.258	117.3	41.882		237.9	1:49.827	D
7	Pit Out	96.4	32.386	112.3	42.552			5:52.261		14	36.765	103.0	31.423	119.3	42.033		232.8	1:50.221	

24 Leonardo Taccini (ITA)										HONDA									
lap	Sect-1	Speed	Sect-2	Speed	Sect-3	Speed	TopSpeed	laptime	pit	lap	Sect-1	Speed	Sect-2	Speed	Sect-3	Speed	Topspeed	laptime	pit
1	Pit Out	90.1	32.685	105.4	43.218			1:52.516		9	37.777	93.1	32.319	111.7	43.359		228.8	1:53.455	
2	37.970	92.3	32.112	112.9	42.791		230.8	1:52.873		10	38.182	93.7	32.188	116.1	42.731		227.4	1:53.101	
3	37.958	88.2	32.638	105.1	43.436		230.8	1:54.032		11	39.347	87.3	33.922	100.1	44.900		228.3	1:58.169	
4	38.004	93.5	32.111	111.9	42.438		224.5	1:52.553		12	38.812	92.9	34.118	100.9	Pit In		226.9	2:07.808	
5	37.892	93.8	31.956	111.5	43.159		226.9	1:53.007		13	Pit Out	84.6	33.874	107.6	43.380			6:27.882	
6	37.984	96.2	32.349	111.3	43.475		223.6	1:53.808		14	37.933	92.9	32.950	113.8	42.836		230.8	1:53.719	





FIM CEV REPSOL 2020

Moto 3

9 - 13 July 2020

Laps and Sector Times - Qualifying 1

Autodromo Internacional Algarve - 4592 mtr.

7	39.868	86.6	33.801	100.8	Pit In	222.2	2:06.624	15	<u>37.503</u>	94.5	32.428	113.0	43.090	<u>232.8</u>	1:53.021
8	Pit Out	81.4	34.005	107.7	43.048		6:09.617	16	37.717	94.0	31.987	114.3	42.788	226.9	<u>1:52.492</u>

25 Adrián Fernández (ES)									HUSQVARNA										
lap	Sect-1	Speed	Sect-2	Speed	Sect-3	Speed	TopSpeed	laptime	pit	lap	Sect-1	Speed	Sect-2	Speed	Sect-3	Speed	TopSpeed	laptime	pit
1	Pit Out	93.7	31.870	111.8	42.143			1:49.285		8	39.320	97.3	32.170	112.6	Pit In		232.8	2:04.204	
2	37.043	96.4	31.414	115.6	<u>41.856</u>		237.4	1:50.313		9	Pit Out	96.3	32.079	108.8	44.578			9:21.010	
3	36.666	97.8	31.547	115.6	41.897		235.3	1:50.110		10	36.867	99.5	31.659	123.1	42.209		<u>238.9</u>	1:50.735	
4	36.921	97.5	31.525	117.5	42.029		235.8	1:50.475		11	42.574	94.1	32.190	111.9	48.859		235.3	2:03.623	
5	37.501	88.8	32.624	115.6	Pit In		234.8	2:03.396		12	<u>36.442</u>	<u>101.8</u>	31.582	<u>124.0</u>	42.009		236.8	1:50.033	
6	Pit Out	95.3	32.865	114.2	42.733			7:45.666		13	36.586	97.8	<u>31.407</u>	<u>124.0</u>	41.957		236.8	<u>1:49.950</u>	
7	37.091	96.0	31.801	115.0	42.419		234.8	1:51.311		14									

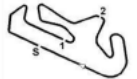
27 Alex Díez Rodríguez (ES)									HUSQVARNA										
lap	Sect-1	Speed	Sect-2	Speed	Sect-3	Speed	TopSpeed	laptime	pit	lap	Sect-1	Speed	Sect-2	Speed	Sect-3	Speed	TopSpeed	laptime	pit
1	Pit Out	84.8	33.455	106.7	58.337			2:23.746		9	37.777	93.0	31.957	112.6	42.591		233.3	1:52.325	
2	38.385	89.8	32.181	107.4	43.471		227.8	1:54.037		10	37.617	89.1	32.189	113.1	42.992		235.8	1:52.798	
3	37.840	92.9	32.028	110.9	42.748		232.8	1:52.616		11	39.139	94.3	34.519	106.5	Pit In		230.3	2:05.193	
4	<u>37.339</u>	95.4	32.087	112.0	42.557		<u>237.4</u>	1:51.983		12	Pit Out	87.3	34.842	107.4	46.687			7:22.385	
5	37.420	94.1	32.106	112.9	42.724		235.8	1:52.250		13	37.873	90.8	32.236	110.2	57.742		236.8	2:07.851	
6	37.587	93.3	31.990	114.0	43.032		231.8	1:52.609		14	38.098	93.7	32.418	109.9	43.417		235.3	1:53.933	
7	40.027	90.5	33.516	106.3	Pit In		229.8	2:05.495		15	37.771	93.7	<u>31.917</u>	<u>115.3</u>	42.598		235.8	1:52.286	
8	Pit Out	92.4	34.862	106.5	43.389			4:38.308	D	16	37.582	96.2	31.993	113.0	<u>42.404</u>		233.3	<u>1:51.979</u>	

28 Izan Guevara Bonnin (ES)									KTM										
lap	Sect-1	Speed	Sect-2	Speed	Sect-3	Speed	TopSpeed	laptime	pit	lap	Sect-1	Speed	Sect-2	Speed	Sect-3	Speed	TopSpeed	laptime	pit
1	Pit Out	88.7	33.858	110.8	43.023			2:05.135		9	37.040	101.5	31.745	118.8	43.536		230.8	1:52.321	
2	37.295	100.3	31.743	110.9	42.244		236.3	1:51.282		10	38.908	99.9	32.337	109.2	45.165		232.8	1:56.410	
3	36.887	102.0	<u>31.505</u>	<u>119.3</u>	42.072		236.3	<u>1:50.464</u>		11	37.295	99.0	33.266	110.2	Pit In		236.8	2:01.741	
4	37.068	99.9	31.594	118.7	42.040		236.3	1:50.702		12	Pit Out	93.8	32.927	109.3	42.827			6:28.601	
5	37.487	99.1	31.787	114.5	42.186		232.3	1:51.460		13	36.928	99.0	32.009	105.0	44.844		232.3	1:53.781	
6	41.064	98.2	32.099	111.8	Pit In		225.9	2:09.011		14	36.884	99.0	32.279	113.8	42.689		236.8	1:51.852	
7	Pit Out	99.0	31.749	115.4	42.220			7:11.651		15	<u>36.846</u>	<u>104.3</u>	31.831	116.1	<u>41.831</u>		236.8	1:50.508	
8	37.091	99.6	31.735	116.5	42.068		234.8	1:50.894		16	36.886	101.0	31.537	118.0	42.071		<u>237.4</u>	1:50.494	

29 Billy van Eerde (AUS)									HONDA										
lap	Sect-1	Speed	Sect-2	Speed	Sect-3	Speed	TopSpeed	laptime	pit	lap	Sect-1	Speed	Sect-2	Speed	Sect-3	Speed	TopSpeed	laptime	pit
1	Pit Out	85.4	35.243	99.5	57.110			2:10.218		9	37.656	94.0	32.066	116.3	42.394		233.3	1:52.116	
2	37.609	92.5	31.691	117.3	42.390		<u>237.9</u>	1:51.690		10	40.459	90.0	33.383	109.9	Pit In		224.5	2:05.960	
3	37.445	95.6	31.318	117.6	42.113		236.8	1:50.876		11	Pit Out	89.0	32.345	114.3	42.479			6:38.217	D
4	36.837	98.0	31.474	118.4	41.996		237.4	1:50.307		12	37.719	94.9	31.949	117.9	44.956		235.8	1:54.624	
5	37.020	99.3	31.717	121.9	Pit In		236.3	2:02.688		13	<u>36.821</u>	<u>110.7</u>	34.544	116.5	43.274		<u>237.9</u>	1:54.639	
6	Pit Out	91.8	32.623	116.3	46.713			9:51.234		14	37.044	96.3	<u>31.164</u>	116.0	<u>41.855</u>		237.4	<u>1:50.063</u>	
7	38.133	93.1	33.359	112.0	43.237		231.3	1:54.729		15	36.919	104.5	32.154	<u>122.3</u>	43.504		235.8	1:52.577	
8	37.604	92.6	31.771	116.4	42.495		233.8	1:51.870		16									

30 Max Cook (GBR)									HONDA										
lap	Sect-1	Speed	Sect-2	Speed	Sect-3	Speed	TopSpeed	laptime	pit	lap	Sect-1	Speed	Sect-2	Speed	Sect-3	Speed	TopSpeed	laptime	pit
1	Pit Out	86.3	33.050	106.1	48.892			1:59.252		10	37.051	101.8	31.847	111.5	42.117		232.3	1:51.015	
2	37.498	99.3	31.802	108.5	42.521		235.3	1:51.821		11	45.631	98.6	32.905	106.2	Pit In		232.8	2:09.689	
3	37.047	95.7	31.514	112.6	42.089		231.8	1:50.650		12	Pit Out	94.9	32.809	106.5	42.896			5:17.303	
4	36.953	101.6	31.991	113.6	42.486		231.3	1:51.430		13	36.895	99.5	<u>31.430</u>	111.0	42.205		232.8	1:50.530	
5	37.019	99.9	32.334	108.1	47.045		234.8	1:56.398		14	37.243	98.5	31.845	108.9	43.499		228.3	1:52.587	
6	37.902	95.5	32.432	106.9	Pit In		225.0	2:05.050		15	36.798	100.2	31.606	<u>116.4</u>	<u>41.869</u>		231.8	<u>1:50.273</u>	
7	Pit Out	94.3	32.491	104.5	44.053			6:11.053		16	36.841	96.9	31.563	115.3	41.914		235.8	1:50.318	
8	37.075	97.1	31.655	114.2	42.091		230.8	1:50.821		17	<u>36.766</u>	100.2	31.690	110.8	42.153		235.8	1:50.609	
9	39.863	95.9	32.324	109.0	42.693		<u>238.4</u>	1:54.880		18									





FIM CEV REPSOL 2020

Moto 3

Laps and Sector Times - Qualifying 1

9 - 13 July 2020

Autodromo Internacional Algarve - 4592 mtr.

31 Scott Ogden (GBR)										HONDA									
lap	Sect-1	Speed	Sect-2	Speed	Sect-3	Speed	TopSpeed	laptime	pit	lap	Sect-1	Speed	Sect-2	Speed	Sect-3	Speed	Topspeed	laptime	pit
1	Pit Out	84.4	34.766	95.6	45.048			1:58.451		9	37.539	96.0	31.831	113.4	42.329		230.8	1:51.699	
2	38.014	91.0	32.088	112.5	42.344		231.8	1:52.446		10	38.038	92.8	32.079	111.9	42.959		232.8	1:53.076	
3	37.290	92.4	31.597	113.9	42.181		234.3	1:51.068		11	38.500	91.3	32.248	113.1	Pit In		225.5	2:01.334	
4	37.628	94.3	31.937	112.7	43.025		233.3	1:52.590		12	Pit Out	87.6	32.569	112.3	42.631			6:09.704	
5	37.434	95.2	31.913	115.5	42.411		233.8	1:51.758		13	37.518	98.6	31.832	112.5	43.474		235.8	1:52.824	
6	38.115	93.3	32.177	110.3	Pit In		227.8	2:00.242		14	36.901	94.5	31.620	112.0	45.377		235.3	1:53.898	
7	Pit Out	90.2	33.201	109.1	Pit In			8:21.083		15	37.058	94.3	31.396	113.3	41.803		234.8	1:50.257	
8	Pit Out	94.1	32.648	112.3	43.553			2:17.679		16	37.751	91.7	31.875	114.2	42.232		235.8	1:51.858	

32 Takuma Matsuyama (JPN)										HONDA									
lap	Sect-1	Speed	Sect-2	Speed	Sect-3	Speed	TopSpeed	laptime	pit	lap	Sect-1	Speed	Sect-2	Speed	Sect-3	Speed	Topspeed	laptime	pit
1	Pit Out	88.2	33.752	94.7	48.942			2:01.569		9	37.018	102.3	31.733	120.9	41.990		236.3	1:50.741	
2	37.159	99.3	31.502	119.5	43.741		232.8	1:52.402		10	37.019	106.1	35.646	104.3	Pit In		234.3	2:02.401	
3	37.383	98.9	31.385	121.1	42.155		233.3	1:50.923		11	Pit Out	95.4	32.705	113.4	43.305			5:22.366	
4	36.729	101.0	31.429	121.2	41.765		236.3	1:49.973		12	37.311	98.2	31.584	118.6	43.553		233.8	1:52.448	
5	38.443	99.1	31.946	109.4	Pit In		231.8	2:02.289		13	37.006	101.0	31.491	114.8	41.908		234.3	1:50.405	
6	Pit Out	93.8	32.892	112.1	43.056			8:09.201		14	37.044	101.7	31.707	122.4	42.128		234.3	1:50.879	
7	38.023	99.8	31.824	120.4	42.614		233.8	1:52.461		15	36.861	103.3	31.639	121.6	42.040		234.8	1:50.540	
8	38.742	98.8	35.518	117.3	42.265		230.3	1:56.525		16	36.923	103.6	34.088	104.0	44.605		234.8	1:55.616	

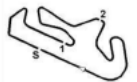
37 Pedro Acosta Sánchez (ES)										KTM									
lap	Sect-1	Speed	Sect-2	Speed	Sect-3	Speed	TopSpeed	laptime	pit	lap	Sect-1	Speed	Sect-2	Speed	Sect-3	Speed	Topspeed	laptime	pit
1	Pit Out	86.1	32.485	121.1	42.814			1:52.687		10	36.701	99.5	31.412	120.3	41.743		237.9	1:49.856	
2	37.272	96.9	31.432	123.7	41.842		230.8	1:50.546		11	36.797	100.8	31.429	123.9	41.971		229.8	1:50.197	
3	37.838	95.9	31.678	119.9	41.694		232.8	1:51.210		12	37.355	102.1	33.296	114.4	43.015		231.8	1:53.666	
4	37.533	98.3	33.309	120.7	42.719		230.8	1:53.561		13	37.295	100.7	31.561	120.8	Pit In		232.8	1:59.033	
5	36.911	100.3	31.416	126.5	41.793		235.8	1:50.120		14	Pit Out	98.2	32.979	117.0	41.951			4:20.792 D	
6	37.025	100.5	31.351	123.4	42.903		230.3	1:51.279		15	36.673	100.2	31.327	124.4	41.367		234.3	1:49.367	
7	36.965	99.4	31.314	124.9	41.703		230.8	1:49.982		16	36.436	109.3	31.935	113.8	42.140		232.8	1:50.511	
8	37.272	101.7	31.822	121.2	Pit In		231.8	1:59.282		17	36.610	99.5	31.331	123.9	41.558		237.9	1:49.499	
9	Pit Out	98.5	32.243	121.1	42.323			6:32.097		18									

38 David Salvador Gómez (ES)										KTM									
lap	Sect-1	Speed	Sect-2	Speed	Sect-3	Speed	TopSpeed	laptime	pit	lap	Sect-1	Speed	Sect-2	Speed	Sect-3	Speed	Topspeed	laptime	pit
1	Pit Out	84.3	33.640	96.3	49.208			1:59.555		7	37.392	96.9	31.813	118.3	42.274		227.4	1:51.479	
2	37.076	99.3	31.547	115.4	41.984		232.3	1:50.607		8	37.225	97.3	31.692	119.2	42.247		228.3	1:51.164	
3	37.147	96.8	31.461	121.8	41.726		231.8	1:50.334		9	37.169	101.8	32.057	116.6	Pit In		229.8	1:59.411	
4	36.846	100.6	31.435	121.8	41.724		231.8	1:50.005		10	Pit Out	99.1	34.693	116.5	46.279			6:42.808 D	
5	37.485	97.4	32.890	116.4	Pit In		231.8	2:08.060		11	36.960	103.4	31.747	118.0	44.724		233.8	1:53.431	
6	Pit Out	100.7	32.635	111.6	42.685			16:10.825		12									

43 Xavier Artigas López (ES)										HONDA									
lap	Sect-1	Speed	Sect-2	Speed	Sect-3	Speed	TopSpeed	laptime	pit	lap	Sect-1	Speed	Sect-2	Speed	Sect-3	Speed	Topspeed	laptime	pit
1	Pit Out	95.3	32.037	112.9	42.036			1:48.934		7	37.106	94.2	32.630	113.9	Pit In		233.3	2:05.435	
2	36.821	91.9	31.529	118.3	41.483		235.3	1:49.833		8	Pit Out	97.5	31.681	118.2	42.139			12:16.449	
3	37.226	93.8	31.560	114.4	41.780		236.3	1:50.566		9	39.176	94.9	32.865	116.3	Pit In		234.8	2:08.807	
4	36.534	98.1	31.503	115.0	41.986		235.8	1:50.023		10	Pit Out	99.4	31.536	116.8	41.658			2:17.048 D	
5	39.441	89.7	32.689	114.9	Pit In		232.8	2:06.024		11	36.654	98.6	31.485	117.1	41.421		234.3	1:49.560	
6	Pit Out	97.2	31.886	118.4	42.275			6:21.838		12	36.743	99.0	31.379	117.0	41.422		236.3	1:49.544	

45 Clement Rouge (FRA)										HUSQVARNA									
lap	Sect-1	Speed	Sect-2	Speed	Sect-3	Speed	TopSpeed	laptime	pit	lap	Sect-1	Speed	Sect-2	Speed	Sect-3	Speed	Topspeed	laptime	pit
1	Pit Out	90.6	32.628	115.4	1:05.798			2:24.013		10	37.221	95.4	31.862	112.0	42.348		236.3	1:51.431	
2	37.515	92.2	31.984	113.7	42.690		234.8	1:52.189		11	37.279	94.7	32.191	114.5	42.636		234.3	1:52.106	
3	37.483	94.7	31.622	116.0	42.170		232.8	1:51.275		12	40.636	92.2	33.460	111.5	Pit In		235.8	2:06.763	
4	37.189	99.7	36.089	111.1	42.406		236.8	1:55.684		13	Pit Out	92.1	31.977	111.5	44.552			4:44.376	
5	37.293	94.7	31.908	109.1	1:00.036		234.8	2:09.237		14	37.595	92.5	32.542	114.3	57.865		240.0	2:08.002	
6	37.568	90.1	31.994	114.5	42.522		232.3	1:52.084		15	36.941	98.0	31.577	117.5	41.871		236.8	1:50.389	
7	40.630	90.7	33.563	109.1	Pit In		228.8	2:07.025		16	37.266	93.7	31.390	117.1	42.347		237.4	1:51.003	





FIM CEV REPSOL 2020

Moto 3

9 - 13 July 2020

Laps and Sector Times - Qualifying 1

Autodromo Internacional Algarve - 4592 mtr.

8	Pit Out	93.0	32.967	116.8	43.693		4:52.148	17	<u>36.907</u>	94.8	31.621	114.5	42.082	237.9	1:50.610
9		39.630	88.6	33.336	113.1	47.427	227.4	2:00.393	18						

47 Filip Rehacek (CZE)									HUSQVARNA								
lap	Sect-1	Speed	Sect-2	Speed	Sect-3	Speed	TopSpeed	laptime pit	lap	Sect-1	Speed	Sect-2	Speed	Sect-3	Speed	Topspeed	laptime pit
1	Pit Out	78.2	34.871	105.6	Pit In			2:17.002	9	38.408	85.9	32.468	115.8	<u>42.812</u>		225.9	1:53.688
2	Pit Out	89.0	32.939	114.3	43.617			2:51.419	10	39.348	85.8	33.669	103.2	Pit In		228.8	2:07.989
3	38.235	90.5	32.549	115.5	43.592		225.0	1:54.376	11	Pit Out	84.5	34.714	108.1	45.025			7:17.967
4	38.556	89.9	<u>32.218</u>	114.9	43.232		226.4	1:54.006	12	38.364	93.1	32.519	<u>119.2</u>	43.084		224.1	1:53.967
5	38.063	<u>94.7</u>	32.560	113.9	43.086		226.9	1:53.709	13	38.070	92.3	32.693	116.3	43.609		223.6	1:54.372
6	38.664	91.4	33.204	112.5	Pit In		224.1	2:09.943	14	<u>37.992</u>	92.2	32.477	116.8	43.292		226.4	1:53.761
7	Pit Out	89.6	32.837	112.4	43.578			5:34.654	15	38.147	92.2	32.536	114.4	42.863		224.5	<u>1:53.546</u>
8	38.128	89.8	32.452	117.1	43.388		<u>233.3</u>	1:53.968	16								

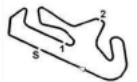
48 Gab. Planques (FRA)									HONDA								
lap	Sect-1	Speed	Sect-2	Speed	Sect-3	Speed	TopSpeed	laptime pit	lap	Sect-1	Speed	Sect-2	Speed	Sect-3	Speed	Topspeed	laptime pit
1	Pit Out	70.7	33.650	107.6	1:00.325			2:29.037	8	37.441	96.6	32.208	105.9	Pit In		225.9	2:03.319
2	38.493	88.5	32.601	107.7	42.733		233.8	1:53.827	9	Pit Out	92.4	34.154	96.9	51.411			9:19.573
3	37.381	97.2	31.980	111.6	42.475		229.3	1:51.836	10	38.062	93.3	32.211	108.8	53.033		230.3	2:03.306
4	39.288	97.7	34.441	108.9	42.707		229.3	1:56.436	11	<u>37.157</u>	<u>99.0</u>	31.890	108.5	<u>42.100</u>		<u>234.3</u>	<u>1:51.147</u>
5	39.499	96.2	32.174	106.5	Pit In		224.5	2:03.420	12	37.664	96.8	31.887	110.9	42.119		233.3	1:51.670
6	Pit Out	93.1	32.805	108.8	43.262			8:19.221	13	37.280	98.3	<u>31.786</u>	<u>112.7</u>	42.181		230.8	1:51.247
7	37.730	95.9	32.014	111.2	42.443		230.3	1:52.187	14								

50 Ondrej Vostatek (CZE)									KTM								
lap	Sect-1	Speed	Sect-2	Speed	Sect-3	Speed	TopSpeed	laptime pit	lap	Sect-1	Speed	Sect-2	Speed	Sect-3	Speed	Topspeed	laptime pit
1	Pit Out	91.8	33.454	102.7	45.102			2:05.292	9	<u>37.234</u>	<u>103.7</u>	32.099	114.9	42.368		231.8	1:51.701
2	37.419	99.7	31.957	114.9	42.441		<u>233.8</u>	1:51.817	10	37.246	97.8	31.832	115.0	<u>42.245</u>		231.3	1:51.323 D
3	37.679	90.5	32.128	110.7	42.512		231.8	1:52.319	11	38.043	100.1	33.509	112.9	Pit In		231.8	2:03.612
4	37.467	98.7	32.075	114.0	42.465		230.8	1:52.007	12	Pit Out	91.1	33.370	111.5	42.782			6:24.473
5	37.481	96.4	32.086	109.9	42.613		232.8	1:52.180	13	37.292	96.9	<u>31.748</u>	109.5	44.692		232.8	1:53.732
6	37.918	92.9	31.908	<u>116.0</u>	Pit In		231.8	2:04.807	14	37.280	97.5	31.856	115.4	42.299		232.3	<u>1:51.435</u>
7	Pit Out	97.6	32.472	111.6	42.848			7:15.324	15	<u>37.472</u>	94.5	32.402	111.2	42.914		<u>233.8</u>	1:52.788 D
8	40.927	97.6	32.062	108.7	42.402		228.8	1:55.391	16	37.866	96.1	32.032	113.4	42.662		221.8	1:52.560

60 Dirk Geiger (DE)									KTM								
lap	Sect-1	Speed	Sect-2	Speed	Sect-3	Speed	TopSpeed	laptime pit	lap	Sect-1	Speed	Sect-2	Speed	Sect-3	Speed	Topspeed	laptime pit
1	Pit Out	80.1	33.486	95.8	48.983			1:59.713	9	37.680	96.8	35.252	104.2	44.497		230.8	1:57.429
2	37.896	90.9	31.803	110.4	42.547		229.8	1:52.246	10	37.533	95.2	32.133	109.3	Pit In		230.8	2:00.694
3	37.521	91.4	<u>31.666</u>	112.1	<u>42.077</u>		237.4	1:51.264	11	Pit Out	88.3	33.048	110.5	48.132			7:51.878
4	<u>37.060</u>	<u>101.1</u>	36.578	111.5	42.649		<u>241.1</u>	1:56.287	12	37.608	94.2	31.991	114.6	42.298		235.3	1:51.897
5	37.596	92.2	31.818	116.5	42.406		231.3	1:51.820	13	37.162	93.6	31.869	112.7	42.153		233.8	<u>1:51.184</u>
6	39.425	87.0	33.066	110.3	Pit In		229.3	2:03.737	14	37.303	95.0	31.914	115.0	42.340		233.3	1:51.557
7	Pit Out	86.1	33.995	110.1	43.102			7:23.668	15	37.362	94.2	31.895	112.3	42.303		233.3	1:51.560 D
8	37.865	93.5	32.025	<u>116.9</u>	42.534		229.8	1:52.424	16								

63 Syraifuddin Azman (MY)									HONDA								
lap	Sect-1	Speed	Sect-2	Speed	Sect-3	Speed	TopSpeed	laptime pit	lap	Sect-1	Speed	Sect-2	Speed	Sect-3	Speed	Topspeed	laptime pit
1	Pit Out	90.2	32.575	107.4	43.766			1:53.243	9	37.184	<u>102.6</u>	33.261	115.4	41.901		231.8	1:52.346
2	38.157	90.2	32.017	115.0	42.579		229.8	1:52.753	10	36.996	99.6	31.618	116.5	41.852		231.8	1:50.466
3	37.371	96.0	31.553	114.6	41.902		225.0	1:50.826	11	37.681	98.8	32.455	116.3	Pit In		232.8	2:00.820
4	37.380	95.7	31.509	118.6	41.935		230.3	1:50.824	12	Pit Out	100.0	32.532	117.5	55.462			7:01.230
5	36.890	100.2	31.413	113.9	41.964		233.3	1:50.267	13	36.880	100.7	31.511	117.3	<u>41.686</u>		<u>234.3</u>	<u>1:50.077</u>
6	38.980	92.9	32.137	112.3	Pit In		230.3	2:06.541	14	<u>36.842</u>	102.5	<u>31.331</u>	119.2	42.237		233.3	1:50.410
7	Pit Out	96.1	32.045	111.5	42.747			8:33.550	15	36.952	97.8	31.469	<u>121.6</u>	42.689		233.3	1:51.110
8	37.318	95.9	31.458	116.0	42.097		228.8	1:50.873	16								

64 David Muñoz (ES)									KTM								
lap	Sect-1	Speed	Sect-2	Speed	Sect-3	Speed	TopSpeed	laptime pit	lap	Sect-1	Speed	Sect-2	Speed	Sect-3	Speed	Topspeed	laptime pit
1	Pit Out	89.1	32.879	107.9	43.404			1:53.819	9	37.050	98.6	31.815	113.7	42.310		231.3	1:51.175
2	37.218	96.5	31.356	<u>127.8</u>	42.473		232.8	1:51.047	10	38.459	88.0	32.900	106.2	Pit In		226.9	2:02.840



FIM CEV REPSOL 2020

Moto 3

9 - 13 July 2020

Laps and Sector Times - Qualifying 1

Autodromo Internacional Algarve - 4592 mtr.

3	37.100	98.7	<u>31.312</u>	127.2	42.347	231.3	1:50.759	11	Pit Out	91.9	31.991	124.0	43.147		7:08.830
4	36.964	98.2	31.404	122.2	42.417	230.8	1:50.785	12	37.122	98.8	31.518	122.7	42.324	<u>237.9</u>	1:50.964
5	38.051	92.1	32.660	114.8	Pit In	229.3	2:04.325	13	<u>36.701</u>	99.6	31.815	124.6	<u>42.195</u>	234.8	<u>1:50.711</u>
6	Pit Out	90.5	32.219	117.3	42.732		9:31.885	14	37.103	97.3	31.546	125.0	42.277	229.8	1:50.926
7	37.415	96.7	31.594	119.1	42.621	232.8	1:51.630	15	37.106	94.2	31.637	119.2	42.307	230.3	1:51.050
8	37.118	<u>101.3</u>	31.907	116.1	42.370	229.3	1:51.395	16							

65 Hikaru Arita (JPN)									KTM										
lap	Sect-1	Speed	Sect-2	Speed	Sect-3	Speed	TopSpeed	laptime	pit	lap	Sect-1	Speed	Sect-2	Speed	Sect-3	Speed	Topspeed	laptime	pit
1	Pit Out	86.3	33.665	114.8	44.967			1:58.241		9	37.790	94.2	32.648	114.5	43.734		227.4	1:54.172	
2	40.903	86.7	32.966	115.4	42.846		220.0	1:56.715		10	39.324	91.7	34.107	112.7	Pit In		225.5	2:05.141	
3	38.414	88.8	32.398	117.3	42.675		227.4	1:53.487		11	Pit Out	89.4	33.761	106.0	51.005		6:13.372		
4	37.717	95.5	32.460	117.3	43.057		226.9	1:53.234		12	37.800	92.5	32.351	112.3	53.646		228.8	2:03.797	
5	40.029	93.1	34.162	112.7	Pit In		226.9	2:06.869		13	<u>37.301</u>	97.0	<u>31.983</u>	117.4	<u>42.374</u>		228.3	<u>1:51.658</u>	
6	Pit Out	90.2	33.448	115.1	43.637			7:45.687		14	37.435	97.6	31.993	115.9	42.466		226.9	1:51.894	
7	37.896	93.3	32.655	116.5	Pit In		225.5	2:07.831		15	37.408	<u>99.9</u>	32.129	<u>122.3</u>	42.999		227.4	1:52.536	
8	Pit Out	91.6	32.794	115.6	46.214			2:20.508		16									

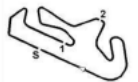
66 Joel Kelso (AUS)									KTM										
lap	Sect-1	Speed	Sect-2	Speed	Sect-3	Speed	TopSpeed	laptime	pit	lap	Sect-1	Speed	Sect-2	Speed	Sect-3	Speed	Topspeed	laptime	pit
1	Pit Out	89.0	33.827	105.7	43.063			2:03.125		9	37.625	<u>119.6</u>	38.849	109.0	48.968		223.6	2:05.442	
2	37.764	94.2	<u>31.743</u>	112.5	42.211		226.9	1:51.718		10	37.719	95.4	32.336	112.5	Pit In		232.3	2:05.444	
3	37.415	91.8	32.042	111.3	<u>42.060</u>		233.8	1:51.517		11	Pit Out	97.0	31.943	115.5	42.817		8:21.921		
4	37.355	96.0	31.870	111.6	42.150		<u>236.8</u>	1:51.375		12	37.142	96.9	31.834	<u>117.9</u>	43.085		233.8	1:52.061	
5	<u>37.109</u>	96.4	31.849	115.1	42.365		228.8	<u>1:51.323</u>		13	37.315	100.8	31.940	117.0	42.245		234.8	1:51.500	
6	43.254	92.7	32.728	110.7	Pit In		233.3	2:07.588		14	37.217	97.8	31.815	114.2	42.415		234.3	1:51.447	
7	Pit Out	94.7	32.203	114.8	43.093			6:58.568		15	37.344	96.5	31.870	114.2	42.263		233.8	1:51.477	
8	37.900	93.2	32.113	113.4	42.759		224.5	1:52.772		16									

67 Gerard Riu I Malé (ES)									KTM										
lap	Sect-1	Speed	Sect-2	Speed	Sect-3	Speed	TopSpeed	laptime	pit	lap	Sect-1	Speed	Sect-2	Speed	Sect-3	Speed	Topspeed	laptime	pit
1	Pit Out	91.4	33.745	106.6	42.696			2:00.628		9	Pit Out	95.4	31.967	114.4	47.787		6:12.879		
2	37.410	94.7	31.566	112.5	41.879		<u>235.8</u>	1:50.855		10	37.197	97.6	31.554	<u>118.4</u>	42.107		230.8	1:50.858	
3	37.276	95.3	<u>31.481</u>	116.1	42.079		228.3	1:50.836		11	37.135	102.5	32.214	117.1	Pit In		227.8	2:01.731	
4	37.742	92.7	31.901	115.4	Pit In		232.3	2:00.010		12	Pit Out	91.0	33.668	113.0	42.319		4:43.452		
5	Pit Out	92.8	32.129	115.0	42.650			4:44.168		13	<u>36.532</u>	99.0	31.596	113.1	41.779		233.8	<u>1:49.907</u>	
6	37.174	96.0	31.645	111.7	42.235		225.9	1:51.054		14	38.012	<u>128.6</u>	39.484	108.7	42.292		230.8	1:59.788	
7	37.129	97.6	31.666	113.3	42.167		230.8	1:50.962		15	36.904	98.5	31.581	115.3	<u>41.525</u>		233.8	1:50.010	
8	37.708	98.7	31.936	115.3	Pit In		228.8	2:00.345		16	36.835	95.6	31.639	113.9	42.478		234.3	1:50.952	

69 Raffaele Fusco (ITA)									KTM										
lap	Sect-1	Speed	Sect-2	Speed	Sect-3	Speed	TopSpeed	laptime	pit	lap	Sect-1	Speed	Sect-2	Speed	Sect-3	Speed	Topspeed	laptime	pit
1	Pit Out	87.6	33.878	106.4	43.203			1:55.161		10	37.966	96.2	32.110	118.8	42.558		225.5	1:52.634	
2	37.606	95.8	31.802	118.6	42.286		229.8	1:51.694		11	40.087	95.4	33.362	114.9	Pit In		225.0	2:05.146	
3	38.102	92.2	31.876	115.5	42.369		231.8	1:52.347		12	Pit Out	96.1	32.033	<u>119.5</u>	42.947		6:05.662		
4	37.595	95.2	31.982	115.8	42.624		<u>236.3</u>	1:52.201		13	37.977	95.2	31.974	116.0	42.866		225.5	1:52.817	
5	37.539	94.5	31.934	113.7	42.613		227.8	1:52.086		14	37.739	96.8	32.222	114.9	42.845		231.8	1:52.806	
6	41.233	91.4	32.756	112.7	Pit In		225.0	2:05.799		15	37.742	<u>99.4</u>	34.099	111.0	43.252		235.8	1:55.093	
7	Pit Out	91.5	32.958	112.9	45.505			5:30.233		16	<u>37.306</u>	96.1	<u>31.646</u>	117.9	<u>42.168</u>		231.8	<u>1:51.120</u>	
8	37.920	95.3	32.187	117.9	42.802		226.4	1:52.909		17	37.607	97.5	31.905	117.0	42.399		230.3	1:51.911	
9	39.690	92.3	34.036	110.8	49.677		225.0	2:03.403		18									

70 Joshua Whatley (GBR)									KTM										
lap	Sect-1	Speed	Sect-2	Speed	Sect-3	Speed	TopSpeed	laptime	pit	lap	Sect-1	Speed	Sect-2	Speed	Sect-3	Speed	Topspeed	laptime	pit
1	Pit Out	90.6	32.888	110.0	43.106			1:52.895		9	37.781	97.6	33.590	115.3	43.270		226.4	1:54.641	
2	38.421	93.4	32.603	107.6	42.466		230.3	1:53.490		10	40.763	91.8	32.846	104.7	Pit In		225.9	2:03.851	
3	37.717	91.7	31.999	<u>119.6</u>	42.583		233.3	1:52.299		11	Pit Out	86.3	32.534	113.2	42.728		4:36.596		
4	39.699	90.5	31.939	118.9	Pit In		233.8	2:02.786		12	37.475	95.7	31.976	116.3	43.105		<u>240.0</u>	1:52.556	
5	Pit Out	89.3	34.577	114.2	Pit In			5:40.446		13	<u>37.268</u>	<u>101.9</u>	34.772	109.1	43.283		236.8	1:55.323	
6	Pit Out	82.5	36.667	116.8	51.208			8:22.003		14	37.551	91.5	31.828	118.0	42.159		233.8	1:51.538	
7	37.853	97.6	32.322	113.1	42.365		225.0	1:52.540		15	37.474	95.0	<u>31.820</u>	115.4	<u>42.109</u>		234.8	<u>1:51.403</u>	





FIM CEV REPSOL 2020

Moto 3

9 - 13 July 2020

Laps and Sector Times - Qualifying 1

Autodromo Internacional Algarve - 4592 mtr.

8	37.537	97.3	32.327	116.0	42.804	233.3	1:52.668	16										
---	--------	------	--------	-------	--------	-------	----------	----	--	--	--	--	--	--	--	--	--	--

76 Julian Giral Romero (ES)									KTM											
lap	Sect-1	Speed	Sect-2	Speed	Sect-3	Speed	TopSpeed	laptime	pit	lap	Sect-1	Speed	Sect-2	Speed	Sect-3	Speed	Topspeed	laptime	pit	
1	Pit Out	92.7	32.701	117.8	42.806			1:52.374		9	Pit Out	99.3	32.239	117.6	42.484					
2	37.448	97.0	31.762	121.2	42.341		227.4	1:51.551		10	37.233	99.7	31.696	117.6	41.925		231.3	1:50.854		
3	37.317	96.5	31.593	118.6	42.021		227.8	1:50.931		11	37.113	100.1	31.671	118.4	42.180		235.3	1:50.964	D	
4	37.148	100.7	31.713	123.9	42.953		228.8	1:51.814		12	38.304	95.2	32.554	116.3	Pit In		226.4	2:02.003		
5	37.271	99.1	31.604	118.9	41.839		228.3	1:50.714		13	Pit Out	91.4	32.233	118.2	42.363			6:09.790		
6	36.921	102.1	31.495	117.4	42.369		229.8	1:50.785		14	36.839	106.0	31.529	122.6	41.450		230.8	1:49.818		
7	37.177	104.4	31.700	119.1	41.773		227.4	1:50.650		15	36.633	101.6	31.514	117.3	41.813		233.3	1:49.960		
8	37.593	97.2	32.207	113.2	Pit In		230.8	2:00.134		16	36.814	102.9	31.520	119.9	41.402		231.3	1:49.736		

81 Senna Agius (AUS)									HONDA										
lap	Sect-1	Speed	Sect-2	Speed	Sect-3	Speed	TopSpeed	laptime	pit	lap	Sect-1	Speed	Sect-2	Speed	Sect-3	Speed	Topspeed	laptime	pit
1	Pit Out	93.3	32.567	110.8	43.451			1:51.705		8	37.306	96.9	32.327	103.8	42.893		235.3	1:52.526	
2	37.667	98.4	32.030	112.4	42.960		231.3	1:52.657		9	37.608	94.2	33.832	108.0	42.987		230.8	1:54.427	
3	37.484	101.1	32.729	109.9	Pit In		229.8	2:02.740		10	39.921	95.8	33.382	106.2	Pit In		232.8	2:04.036	
4	Pit Out	98.9	32.443	112.3	42.766			1:47.596		11	Pit Out	100.2	32.100	110.1	47.926			4:59.607	
5	38.045	92.4	31.905	110.0	42.673		229.8	1:52.623		12	36.946	100.3	31.980	109.9	42.246		234.3	1:51.172	
6	37.181	97.6	32.091	110.8	42.756		235.8	1:52.028		13	36.831	100.1	31.682	116.9	42.135		235.8	1:50.648	
7	37.249	100.0	32.071	110.4	42.285		235.8	1:51.605		14	37.566	102.5	32.122	116.1	42.046		234.8	1:51.734	

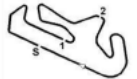
92 Diogo Moreira Nascim (BRA)									HONDA										
lap	Sect-1	Speed	Sect-2	Speed	Sect-3	Speed	TopSpeed	laptime	pit	lap	Sect-1	Speed	Sect-2	Speed	Sect-3	Speed	Topspeed	laptime	pit
1	Pit Out	88.5	32.559	103.2	44.226			1:53.095		9	38.146	98.5	33.087	114.9	43.033		228.3	1:54.266	
2	37.653	93.8	31.703	119.9	42.413		232.8	1:51.769		10	37.103	97.3	31.954	122.6	42.333		232.8	1:51.390	
3	37.493	95.4	31.541	118.0	42.124		226.4	1:51.158		11	39.723	97.4	32.746	119.9	Pit In		225.0	2:03.962	
4	37.049	96.4	31.552	117.4	42.039		233.3	1:50.640		12	Pit Out	99.3	32.783	112.3	51.024			6:52.242	
5	37.055	98.5	32.151	111.6	42.186		232.3	1:51.392	D	13	36.753	98.2	31.670	125.3	41.707		237.9	1:50.130	
6	40.074	89.9	32.504	113.0	Pit In		232.8	2:05.575		14	36.919	97.2	31.618	118.6	42.018		239.5	1:50.555	
7	Pit Out	100.1	32.319	113.8	42.898			8:33.368		15	36.663	98.4	31.353	121.2	41.540		237.9	1:49.556	
8	37.317	97.5	31.632	117.5	42.290		232.8	1:51.239		16									

95 José Antonio Rueda (ES)									HONDA										
lap	Sect-1	Speed	Sect-2	Speed	Sect-3	Speed	TopSpeed	laptime	pit	lap	Sect-1	Speed	Sect-2	Speed	Sect-3	Speed	Topspeed	laptime	pit
1	Pit Out	85.9	32.766	98.7	43.685			1:52.775		9	37.768	94.6	32.252	109.9	42.423		228.3	1:52.443	
2	38.617	87.6	32.101	109.4	42.658		224.1	1:53.376		10	37.513	93.8	32.057	111.6	42.571		227.4	1:52.141	
3	38.028	91.0	32.001	113.9	42.627		225.5	1:52.656		11	38.014	92.6	32.452	103.2	Pit In		228.3	2:02.688	
4	37.914	92.1	32.078	111.7	42.499		229.8	1:52.491		12	Pit Out	90.2	32.214	113.8	51.069			5:35.650	
5	37.876	90.2	31.897	111.0	42.706		230.3	1:52.479		13	37.680	91.8	31.873	112.5	42.190		229.8	1:51.743	
6	38.102	92.2	32.449	109.3	Pit In		231.8	2:03.381		14	37.343	95.2	31.900	110.3	42.137		235.8	1:51.380	
7	Pit Out	88.7	32.320	109.1	42.957			9:47.170		15	37.353	92.2	32.153	109.3	42.539		237.9	1:52.045	
8	38.045	92.1	32.247	106.6	42.795		226.4	1:53.087		16									

96 Daniel Holgado Miral (ES)									KTM										
lap	Sect-1	Speed	Sect-2	Speed	Sect-3	Speed	TopSpeed	laptime	pit	lap	Sect-1	Speed	Sect-2	Speed	Sect-3	Speed	Topspeed	laptime	pit
1	Pit Out	93.8	32.644	115.8	43.158			1:59.836		9	37.046	101.3	31.493	117.6	41.984		232.8	1:50.523	
2	37.620	99.4	31.724	117.5	42.763		229.3	1:52.107		10	36.898	102.1	31.762	117.9	42.180		231.8	1:50.840	
3	37.358	96.5	31.406	116.3	42.134		231.3	1:50.898		11	39.180	97.8	31.888	117.6	42.501		229.3	1:53.569	
4	37.296	99.1	35.622	110.4	43.027		233.3	1:55.945		12	5:26.329	95.9	32.990	116.8	42.960		233.3	6:42.279	
5	36.968	98.2	31.501	123.3	42.214		234.3	1:50.683		13	37.214	99.3	32.126	110.8	44.781		230.8	1:54.121	
6	37.040	102.2	31.708	121.8	42.610		232.8	1:51.358		14	36.758	99.3	32.100	120.8	42.373		235.3	1:51.231	
7	6:14.134	96.4	31.901	118.0	42.540		228.8	7:28.575		15	36.960	99.8	31.447	120.7	41.919		231.3	1:50.326	
8	37.013	100.4	31.451	121.3	42.007		235.3	1:50.471		16	36.765	102.2	31.971	113.9	43.929		233.8	1:52.665	

97 Filippo Palazzi (ITA)									KTM										
lap	Sect-1	Speed	Sect-2	Speed	Sect-3	Speed	TopSpeed	laptime	pit	lap	Sect-1	Speed	Sect-2	Speed	Sect-3	Speed	Topspeed	laptime	pit
1	Pit Out	80.9	34.110	93.1	49.495			2:04.747		10	37.888	91.5	32.020	115.5	42.323		227.4	1:52.231	
2	38.196	90.6	31.961	114.6	42.540		228.8	1:52.697		11	39.925	91.3	33.273	112.1	47.948		230.8	2:01.146	
3	37.928	89.0	32.131	117.3	42.388		231.3	1:52.447		12	37.644	95.0	32.001	115.9	42.242		226.9	1:51.887	D





FIM CEV REPSOL 2020

Moto 3

9 - 13 July 2020

Laps and Sector Times - Qualifying 1

Autodromo Internacional Algarve - 4592 mtr.

4	38.477	91.3	32.239	116.9	42.232	233.3	1:52.948	13	38.604	88.7	33.232	107.8	Pit In	227.4	2:03.609
5	37.597	94.1	32.018	116.6	42.726	<u>235.8</u>	1:52.341	14	Pit Out	88.7	32.618	114.8	42.725		4:03.934
6	39.809	88.2	37.512	105.2	Pit In	226.4	2:10.873	15	37.377	94.9	<u>31.770</u>	115.0	42.262	230.3	1:51.409
7	Pit Out	85.9	35.433	109.2	45.493		6:17.160	16	37.565	93.4	33.182	113.1	42.309	229.8	1:53.056
8	37.985	93.4	32.238	115.4	42.734	225.5	1:52.957	17	<u>37.352</u>	93.9	31.857	<u>119.2</u>	<u>41.816</u>	233.3	<u>1:51.025</u>
9	38.236	91.4	34.486	107.7	52.025	226.4	2:04.747	18	39.389	91.2	38.352	115.3	48.673	229.8	2:06.414



12 - 13 July
AUTÓDROMO INTERNACIONAL ALGARVE
FIM CEV REPSOL 2020



FIM CEV REPSOL 2020

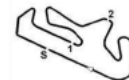
Moto 3 Laptimes - Qualifying 1

9 - 13 July 2020
Autodromo Internacional Algarve - 4592 mtr.

Nbr	Name	Laps	lap	Lap ..1	Lap ..2	Lap ..3	Lap ..4	Lap ..5	Lap ..6	Lap ..7	Lap ..8	Lap ..9	Lap ..0
37	Pedro Acosta Sánchez	17	1 - 10	1:52.687	1:50.546	1:51.210	1:53.561	1:50.120	1:51.279	1:49.982	1:59.282	6:32.097	1:49.856
			11 - 20	1:50.197	1:53.666	1:59.033	4:20.792	1:49.367	1:50.511	1:49.499			
43	Xavier Artigas López	12	1 - 10	1:48.934	1:49.833	1:50.566	1:50.023	2:06.024	6:21.838	2:05.435	12:16.449	2:08.807	2:17.048
			11 - 20	1:49.560	1:49.544								
92	Diogo Moreira Nascim	15	1 - 10	1:53.095	1:51.769	1:51.158	1:50.640	1:51.392	2:05.575	8:33.368	1:51.239	1:54.266	1:51.390
			11 - 20	2:03.962	6:52.242	1:50.130	1:50.555	1:49.556					
5	Lorenzo Fellon	15	1 - 10	1:51.470	1:51.681	1:50.769	1:50.510	1:51.074	2:06.755	8:35.177	1:50.759	1:50.520	1:50.660
			11 - 20	2:00.984	7:00.598	1:49.595	1:49.402	1:49.755					
76	Julian Giral Romero	16	1 - 10	1:52.374	1:51.551	1:50.931	1:51.814	1:50.714	1:50.785	1:50.650	2:00.134	6:30.531	1:50.854
			11 - 20	1:50.964	2:02.003	6:09.790	1:49.818	1:49.960	1:49.736				
67	Gerard Riu I Malé	16	1 - 10	2:00.628	1:50.855	1:50.836	2:00.010	4:44.168	1:51.054	1:50.962	2:00.345	6:12.879	1:50.858
			11 - 20	2:01.731	4:43.452	1:49.907	1:59.788	1:50.010	1:50.952				
25	Adrián Fernández	13	1 - 10	1:49.285	1:50.313	1:50.110	1:50.475	2:03.396	7:45.666	1:51.311	2:04.204	9:21.010	1:50.735
			11 - 20	2:03.623	1:50.033	1:49.950							
32	Takuma Matsuyama	16	1 - 10	2:01.569	1:52.402	1:50.923	1:49.973	2:02.289	8:09.201	1:52.461	1:56.525	1:50.741	2:02.401
			11 - 20	5:22.366	1:52.448	1:50.405	1:50.879	1:50.540	1:55.616				
38	David Salvador Gómez	11	1 - 10	1:59.555	1:50.607	1:50.334	1:50.005	2:08.060	16:10.825	1:51.479	1:51.164	1:59.411	6:42.808
			11 - 20	1:53.431									
29	Billy van Eerde	15	1 - 10	2:10.218	1:51.690	1:50.876	1:50.307	2:02.688	9:51.234	1:54.729	1:51.870	1:52.116	2:05.960
			11 - 20	6:38.217	1:54.624	1:54.639	1:50.063	1:52.577					
63	Syraifuddin Azman	15	1 - 10	1:53.243	1:52.753	1:50.826	1:50.824	1:50.267	2:06.541	8:33.550	1:50.873	1:52.346	1:50.466
			11 - 20	2:00.820	7:01.230	1:50.077	1:50.410	1:51.110					
20	José Julián García	15	1 - 10	2:03.569	1:51.171	1:51.309	1:53.047	1:51.491	2:06.070	5:48.493	1:51.383	1:51.474	2:07.159
			11 - 20	8:10.761	1:58.678	1:50.110	1:50.255	1:50.252					
22	Kazuki Masaki	14	1 - 10	1:49.008	1:50.744	1:50.530	1:50.311	1:51.080	2:01.901	5:52.261	1:53.055	2:05.685	9:18.034
			11 - 20	2:02.844	1:50.923	1:49.827	1:50.221						
31	Scott Ogden	16	1 - 10	1:58.451	1:52.446	1:51.068	1:52.590	1:51.758	2:00.242	8:21.083	2:17.679	1:51.699	1:53.076
			11 - 20	2:01.334	6:09.704	1:52.824	1:53.898	1:50.257	1:51.858				
30	Max Cook	17	1 - 10	1:59.252	1:51.821	1:50.650	1:51.430	1:56.398	2:05.050	6:11.053	1:50.821	1:54.880	1:51.015
			11 - 20	2:09.689	5:17.303	1:50.530	1:52.587	1:50.273	1:50.318	1:50.609			
96	Daniel Holgado Miral	16	1 - 10	1:59.836	1:52.107	1:50.898	1:55.945	1:50.683	1:51.358	7:28.575	1:50.471	1:50.523	1:50.840
			11 - 20	1:53.569	6:42.279	1:54.121	1:51.231	1:50.326	1:52.665				
7	Daniel Muñoz	15	1 - 10	1:56.745	1:51.258	1:50.382	1:51.366	2:00.942	2:27.360	7:31.841	2:20.777	1:51.394	1:51.499
			11 - 20	2:00.791	7:07.643	1:51.608	1:50.831	1:50.466					
45	Clement Rouge	17	1 - 10	2:24.013	1:52.189	1:51.275	1:55.684	2:09.237	1:52.084	2:07.025	4:52.148	2:00.393	1:51.431
			11 - 20	1:52.106	2:06.763	4:44.376	2:08.002	1:50.389	1:51.003	1:50.610			
11	Nicholas Spinelli	13	1 - 10	2:01.410	1:51.334	1:51.255	1:50.931	2:02.351	7:07.951	1:52.296	2:02.897	10:22.786	2:04.138
			11 - 20	2:20.983	1:50.451	1:57.414							



12 - 13 July
AUTÓDROMO INTERNACIONAL ALGARVE
FIM CEV REPSOL 2020

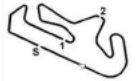


FIM CEV REPSOL 2020

Moto 3 Laptimes - Qualifying 1

9 - 13 July 2020
Autodromo Internacional Algarve - 4592 mtr.

Nbr	Name	Laps	lap	Lap ..1	Lap ..2	Lap ..3	Lap ..4	Lap ..5	Lap ..6	Lap ..7	Lap ..8	Lap ..9	Lap ..0
28	Izan Guevara Bonnin	16	1 - 10	2:05.135	1:51.282	1:50.464	1:50.702	1:51.460	2:09.011	7:11.651	1:50.894	1:52.321	1:56.410
			11 - 20	2:01.741	6:28.601	1:53.781	1:51.852	1:50.508	1:50.494				
81	Senna Agius	14	1 - 10	1:51.705	1:52.657	2:02.740	1:47.596	1:52.623	1:52.028	1:51.605	1:52.526	1:54.427	2:04.036
			11 - 20	4:59.607	1:51.172	1:50.648	1:51.734						
64	David Muñoz	15	1 - 10	1:53.819	1:51.047	1:50.759	1:50.785	2:04.325	9:31.885	1:51.630	1:51.395	1:51.175	2:02.840
			11 - 20	7:08.830	1:50.964	1:50.711	1:50.926	1:51.050					
97	Filippo Palazzi	18	1 - 10	2:04.747	1:52.697	1:52.447	1:52.948	1:52.341	2:10.873	6:17.160	1:52.957	2:04.747	1:52.231
			11 - 20	2:01.146	1:51.887	2:03.609	4:03.934	1:51.409	1:53.056	1:51.025	2:06.414		
69	Raffaele Fusco	17	1 - 10	1:55.161	1:51.694	1:52.347	1:52.201	1:52.086	2:05.799	5:30.233	1:52.909	2:03.403	1:52.634
			11 - 20	2:05.146	6:05.662	1:52.817	1:52.806	1:55.093	1:51.120	1:51.911			
48	Gab. Planques	13	1 - 10	2:29.037	1:53.827	1:51.836	1:56.436	2:03.420	8:19.221	1:52.187	2:03.319	9:19.573	2:03.306
			11 - 20	1:51.147	1:51.670	1:51.247							
60	Dirk Geiger	15	1 - 10	1:59.713	1:52.246	1:51.264	1:56.287	1:51.820	2:03.737	7:23.668	1:52.424	1:57.429	2:00.694
			11 - 20	7:51.878	1:51.897	1:51.184	1:51.557	1:51.560					
66	Joel Kelso	15	1 - 10	2:03.125	1:51.718	1:51.517	1:51.375	1:51.323	2:07.588	6:58.568	1:52.772	2:05.442	2:05.444
			11 - 20	8:21.921	1:52.061	1:51.500	1:51.447	1:51.477					
95	José Antonio Rueda	15	1 - 10	1:52.775	1:53.376	1:52.656	1:52.491	1:52.479	2:03.381	9:47.170	1:53.087	1:52.443	1:52.141
			11 - 20	2:02.688	5:35.650	1:51.743	1:51.380	1:52.045					
70	Joshua Whatley	15	1 - 10	1:52.895	1:53.490	1:52.299	2:02.786	5:40.446	8:22.003	1:52.540	1:52.668	1:54.641	2:03.851
			11 - 20	4:36.596	1:52.556	1:55.323	1:51.538	1:51.403					
50	Ondrej Vostatek	16	1 - 10	2:05.292	1:51.817	1:52.319	1:52.007	1:52.180	2:04.807	7:15.324	1:55.391	1:51.701	1:51.323
			11 - 20	2:03.612	6:24.473	1:53.732	1:51.435	1:52.788	1:52.560				
65	Hikaru Arita	15	1 - 10	1:58.241	1:56.715	1:53.487	1:53.234	2:06.869	7:45.687	2:07.831	2:20.508	1:54.172	2:05.141
			11 - 20	6:13.372	2:03.797	1:51.658	1:51.894	1:52.536					
27	Alex Diez Rodríguez	16	1 - 10	2:23.746	1:54.037	1:52.616	1:51.983	1:52.250	1:52.609	2:05.495	4:38.308	1:52.325	1:52.798
			11 - 20	2:05.193	7:22.385	2:07.851	1:53.933	1:52.286	1:51.979				
24	Leonardo Taccini	16	1 - 10	1:52.516	1:52.873	1:54.032	1:52.553	1:53.007	1:53.808	2:06.624	6:09.617	1:53.455	1:53.101
			11 - 20	1:58.169	2:07.808	6:27.882	1:53.719	1:53.021	1:52.492				
47	Filip Rehacek	15	1 - 10	2:17.002	2:51.419	1:54.376	1:54.006	1:53.709	2:09.943	5:34.654	1:53.968	1:53.688	2:07.989
			11 - 20	7:17.967	1:53.967	1:54.372	1:53.761	1:53.546					



FIM CEV REPSOL 2020

Moto 3

Sector analyse - Qualifying 1

9 - 13 July 2020

Autodromo Internacional Algarve - 4592 mtr.

Pos	Nbr	Name / Team name	Sector 1			Sector 2			Sector 3			Theoretical best	Actual best	In
			time	Lap	pos	time	Lap	pos	time	Lap	pos			
1	37	Pedro Acosta Sánchez (ES)	36.436	16	2	31.314	7	4	41.367	15		1:49.117	1:49.367	15
2	43	Xavier Artigas López (ES)	36.534	4	5	31.379	12	7	41.421	11		1:49.334	1:49.544	12
3	92	Diogo Moreira Nascim (BRA)	36.663	15	8	31.353	15	6	41.540	15		1:49.556	1:49.556	15
4	5	Lorenzo Fellon (FRA)	36.390	14	1	31.389	15	9	41.429	13		1:49.208	1:49.595	13
5	76	Julian Giral Romero (ES)	36.633	15	7	31.495	6	18	41.402	16		1:49.530	1:49.736	16
6	67	Gerard Riu I Malé (ES)	36.532	13	4	31.481	3	17	41.525	15		1:49.538	1:49.907	13
7	25	Adrián Fernández (ES)	36.442	12	3	31.407	13	13	41.856	2		1:49.705	1:49.950	13
8	32	Takuma Matsuyama (JPN)	36.779	4	13	31.385	3	8	41.765	4		1:49.929	1:49.973	4
9	38	David Salvador Gómez (ES)	36.846	4	18	31.435	4	15	41.724	4		1:50.005	1:50.005	4
10	29	Billy van Eerde (AUS)	36.821	13	14	31.164	14	1	41.855	14		1:49.840	1:50.063	14
11	63	Syraifuddin Azman (MY)	36.842	14	16	31.331	14	5	41.686	13		1:49.859	1:50.077	13
12	20	José Julián García (ES)	36.621	12	6	31.496	15	19	41.768	13		1:49.885	1:50.110	13
13	22	Kazuki Masaki (JPN)	36.687	13	9	31.258	13	2	41.882	13		1:49.827	1:50.221	14
14	31	Scott Ogden (GBR)	36.901	14	20	31.396	15	11	41.803	15		1:50.100	1:50.257	15
15	30	Max Cook (GBR)	36.766	17	12	31.430	13	14	41.869	15		1:50.065	1:50.273	15
16	96	Daniel Holgado Miral (ES)	36.758	14	11	31.406	3	12	41.919	15		1:50.083	1:50.326	15
17	7	Daniel Muñoz (ES)	36.912	15	22	31.442	3	16	41.942	3		1:50.296	1:50.382	3
18	45	Clement Rouge (FRA)	36.907	17	21	31.390	16	10	41.871	15		1:50.168	1:50.389	15
19	11	Nicholas Spinelli (ITA)	36.873	12	19	31.666	3	22	41.703	11		1:50.242	1:50.451	12
20	28	Izan Guevara Bonnin (ES)	36.846	15	17	31.505	3	20	41.831	15		1:50.182	1:50.464	3
21	81	Senna Agius (AUS)	36.831	13	15	31.682	13	24	42.046	14		1:50.559	1:50.648	13
22	64	David Muñoz (ES)	36.701	13	10	31.312	3	3	42.195	13		1:50.208	1:50.711	13
23	97	Filippo Palazzi (ITA)	37.352	17	32	31.770	15	27	41.816	17		1:50.938	1:51.025	17
24	69	Raffaele Fusco (ITA)	37.306	16	29	31.646	16	21	42.168	16		1:51.120	1:51.120	16
25	48	Gab. Planques (FRA)	37.157	11	25	31.786	13	28	42.100	11		1:51.043	1:51.147	11
26	60	Dirk Geiger (DE)	37.060	4	23	31.666	3	23	42.077	3		1:50.803	1:51.184	13
27	66	Joel Kelso (AUS)	37.109	5	24	31.743	2	25	42.060	3		1:50.912	1:51.323	5
28	95	José Antonio Rueda (ES)	37.343	14	31	31.873	13	30	42.137	14		1:51.353	1:51.380	14
29	70	Joshua Whatley (GBR)	37.268	13	27	31.820	15	29	42.109	15		1:51.197	1:51.403	15
30	50	Ondrej Vostatek (CZE)	37.234	9	26	31.748	13	26	42.245	10		1:51.227	1:51.435	14
31	65	Hikaru Arita (JPN)	37.301	13	28	31.983	13	33	42.374	13		1:51.658	1:51.658	13
32	27	Alex Diez Rodríguez (ES)	37.339	4	30	31.917	15	31	42.404	16		1:51.660	1:51.979	16
33	24	Leonardo Taccini (ITA)	37.503	15	33	31.956	5	32	42.438	4		1:51.897	1:52.492	16
34	47	Filip Rehacek (CZE)	37.992	14	34	32.218	4	34	42.812	9		1:53.022	1:53.546	15



12 - 13 July
AUTÓDROMO INTERNACIONAL ALGARVE
FIM CEV REPSOL 2020



FIM CEV REPSOL 2020

Heat name : Moto 3 - Qualifying 1
Heat Date : 12 July 2020
Track name : Autodromo Internacional Algarve - 4592 mtr.

Participants Started : 34 Participants Classified : 34
Participants Finished : 34 Participants Not Classified : 0
Participants Not Finished : 0

Green flag at : 09:35:00 Heat recording start time : 09:32:02
Finish flag waved at : 10:15:00 Heat recording end time : 10:19:45
Total time under Green : 40:00 Total of All Laps in Heat : 515
Number of cautions : 0 Total time under Yellow : 00:00:00
Number of code-60's : 0 Total time under Code-60 : 00:00:00

Best Lap time history during the Heat

#	Nbr	lap time	in lap	Name	Motorcycle	time of day
1	92	1:51.769	2	Diogo Mbreira Nascim	HONDA	09:38:57
2	64	1:51.047	2	David Muñoz	KTM	09:39:14
3	38	1:50.607	2	David Salvador Gómez	KTM	09:39:16
4	37	1:50.546	2	Pedro Acosta Sánchez	KTM	09:40:34
5	43	1:49.833	2	Xavier Artigas López	HONDA	09:40:49
6	5	1:49.595	13	Lorenzo Fellon	HONDA	10:11:35
7	37	1:49.367	15	Pedro Acosta Sánchez	KTM	10:12:04

Summary of best laptimes per class

Nbr	Name / Team name	Motorcycle	Cls	Fastest Laptime	In	Speed
37	Pedro Acosta Sánchez	KTM	M3	1:49.367	15	151.15