

# Hawkers ETC FIM CEV REPSOL CIRCUITO DO ESTORIL 2020

## Free practice 1

### Classification

No	Rider	Nat	Team	Bike	Tires	Cl.	Time	Lap	Total	Gap	Kph
1	80 DAVID ALONSO	COL	OPENBANK ASPAR TEAM	HONDA	DUNLOP	ETC	1:47.952	15	15	-	139.5
2	48 IVÁN ORTOLÁ	SPA	OPENBANK ASPAR TEAM	HONDA	DUNLOP	ETC	1:48.139	16	16	+0.187	139.2
3	54 ALBERTO FERRÁNDEZ	SPA	CUNA DE CAMPEONES	HONDA	DUNLOP	ETC	1:48.671	18	18	+0.719	138.5
4	49 JULIO GARCÍA	SPA	JEREZ ANDALUCIA MOTOR TAL	HONDA	DUNLOP	ETC	1:48.822	8	11	+0.870	138.3
5	84 ZONTA VD GOORBERGH	NED	TEAM SUPERB	HONDA	DUNLOP	ETC	1:48.885	10	14	+0.933	138.3
6	95 MARCO MORELLI	SPA	ESTRELLA GALICIA 0,0 TT	HONDA	DUNLOP	ETC	1:49.143	15	18	+1.191	137.9
7	38 JUAN RODRIGUE	SPA	CUNA DE CAMPEONES	HONDA	DUNLOP	ETC	1:49.272	14	16	+1.320	137.8
8	30 COLLIN VEIJER	NED	APEX - CARDOSO RACING	HONDA	DUNLOP	ETC	1:49.410	21	21	+1.458	137.6
9	69 MARCOS RUDA	SPA	LAGLISSE ACADEMY	HONDA	DUNLOP	ETC	1:49.608	11	13	+1.656	137.4
10	77 MATTIA VOLPI	ITA	SIC58 SQUADRA CORSE	HONDA	DUNLOP	ETC	1:49.760	15	15	+1.808	137.2
11	13 MARCO TAPIA	SPA	LEOPARD IMPALA JUNIOR TEA	HONDA	DUNLOP	ETC	1:49.806	11	19	+1.854	137.1
12	29 HARRISON VOIGHT	AUS	SIC 58 SQUADRACORSE	HONDA	DUNLOP	ETC	1:49.887	14	18	+1.935	137.0
13	10 ADRIÁN CRUCES	SPA	CUNA DE CAMPEONES	HONDA	DUNLOP	ETC	1:49.950	6	17	+1.998	136.9
14	7 FILIPPO FARIOLI	ITA	IKONO LAGLISSE ACADEMY	HONDA	DUNLOP	ETC	1:50.024	12	12	+2.072	136.8
15	55 NOAH DETTWILER	SWI	REALE AVINTIA MTA JUNIOR	HONDA	DUNLOP	ETC	1:50.062	16	16	+2.110	136.8
16	74 DAIJIRO SAKO	JPN	CUNA DE CAMPEONES	HONDA	DUNLOP	ETC	1:50.175	4	6	+2.223	136.6
17	21 DEAN BERTA VIÑALES	SPA	MVK DANI RIVAS TEAM	HONDA	DUNLOP	ETC	1:50.181	7	8	+2.229	136.6
18	3 MATEO PEDENEAU	FRA	MHP RACING - TECH Solutio	HONDA	DUNLOP	ETC	1:50.288	15	19	+2.336	136.5
19	12 JACOB JOHN ROULSTONE	AUS	LEOPARD IMPALA JUNIOR TEAM	HONDA	DUNLOP	ETC	1:50.606	16	16	+2.654	136.1
20	83 ALVARO CARPE	SPA	HAWKERS FI ARO TEAM	HONDA	DUNLOP	ETC	1:50.673	16	16	+2.721	136.0
21	36 SHARUL EZWAN SHARIL	MAL	LIQUI MOLY INTACT SIC JUN	HONDA	DUNLOP	ETC	1:50.716	12	18	+2.764	136.0
22	17 TORIN COLLINS	CAN	REALE AVINTIA MTA JUNIOR	HONDA	DUNLOP	ETC	1:51.035	5	13	+3.083	135.6
23	66 PHILLIP TONN	GER	LIQUI MOLY INTACTGP SIC	HONDA	DUNLOP	ETC	1:51.172	18	19	+3.220	135.4
24	62 BLAI TRIAS	SPA	ART BOX	HONDA	DUNLOP	ETC	1:51.272	4	7	+3.320	135.3
25	24 GUILLEM PLANQUES	FRA	LARRESPORT CARRÉ D'OR	HONDA	DUNLOP	ETC	1:51.282	16	16	+3.330	135.3
26	86 MARIO MAYOR	SPA	LEOPARD IMPALA JUNIOR TEA	HONDA	DUNLOP	ETC	1:51.513	11	13	+3.561	135.0
27	4 MILAN PAWELEC	POL	WÓJCIK RACING JUNI	HONDA	DUNLOP	ETC	1:51.742	16	17	+3.790	134.7
28	93 SERGIO BERNAL	SPA	JAMT	HONDA	DUNLOP	ETC	1:51.795	12	18	+3.843	134.7
29	70 TYLER SCOTT	USA	ESTRELLA GALICIA 0,0 TT	HONDA	DUNLOP	ETC	1:51.815	15	15	+3.863	134.6
30	39 BARTHOLOMÉ PERRIN	FRA	EQUIPE DE FRANCE GP	HONDA	DUNLOP	ETC	1:51.838	10	16	+3.886	134.6
31	72 ÓSCAR ALMONACIL	SPA	H43TEAM NOBBY TALASUR-BLU	HONDA	DUNLOP	ETC	1:51.890	10	10	+3.938	134.6
32	11 AMAURY MIZERA	FRA	MHP RACING - TECH SOLUTIONS	HONDA	DUNLOP	ETC	1:52.321	14	17	+4.369	134.0
33	58 MATEUSZ PASIUK	POL	WÓJCIK RACING JUNI	HONDA	DUNLOP	ETC	1:53.656	16	19	+5.704	132.5
34	78 DAMIAN JIGALOV	USA	LIQUI MOLY INTACT SIC JUN	HONDA	DUNLOP	ETC	1:53.717	14	16	+5.765	132.4
35	5 OLEG PAWELEC	POL	WÓJCIK RACING JUNI	HONDA	DUNLOP	ETC	1:54.359	15	16	+6.407	131.6
36	51 ANGELO TAGLIARINI	ITA	FM MOTORSPORT	HONDA	DUNLOP	ETC	1:55.724	8	10	+7.772	130.1
37	2 MARCEAU LAPIERRE	FRA	MVK DANI RIVAS TALENT TEA	HONDA	DUNLOP	ETC					
38	18 ÁNGEL PIQUERAS	SPA	ESTRELLA GALICIA 0,0 TT	HONDA	DUNLOP	ETC					
39	27 ROMEO SANDOVAL	SPA	HAWKERS FI ARO TEAM	HONDA	DUNLOP	ETC					
40	44 HUGO MILLÁN	SPA	CUNA DE CAMPEONES	HONDA	DUNLOP	ETC			2		
41	61 ILAN PERON	FRA	MEDIASYSTEM TEAM	HONDA	DUNLOP	ETC					
42	75 JUSTIN ALBERT FOKKERT	NED	TALENT TEAM	HONDA	DUNLOP	ETC					

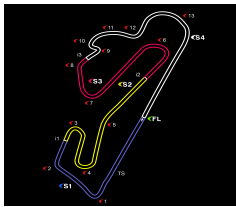
Fastest Lap: Lap 15 DAVID ALONSO 1:47.952 139.5 Kph

Published at: .....

Track Status: **DRY**

Clerk of the Course:	Timekeeper:
----------------------	-------------





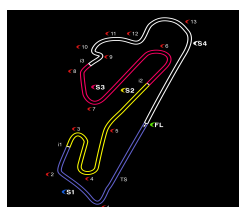
# Hawkers ETC

## FIM CEV REPSOL CIRCUITO DO ESTORIL 2020

### Free practice 1

### Best Sector Times

Sector 1			Sector 2			Sector 3			Sector 4			Pos	No	Ideal Lap	Best Lap	
Pos	No	Rider	Time	No	Rider	Time	No	Rider	Time	No	Rider					Time
1	48	I.ORTOLÁ	22.179	54	A.FERRÁNDEZ	27.106	48	I.ORTOLÁ	24.634	80	D.ALONSO	33.609	1	80	1:47.753	1:47.952 (1)
2	80	D.ALONSO	22.369	80	D.ALONSO	27.115	80	D.ALONSO	24.660	54	A.FERRÁNDEZ	33.975	2	48	1:48.079	1:48.139 (2)
3	84	Z.VD GOORBERGH	22.456	48	I.ORTOLÁ	27.189	84	Z.VD GOORBERGH	24.834	69	M.RUDA	34.019	3	54	1:48.470	1:48.671 (3)
4	54	A.FERRÁNDEZ	22.545	95	M.MORELLI	27.228	54	A.FERRÁNDEZ	24.844	49	J.GARCÍA	34.042	4	84	1:48.619	1:48.885 (5)
5	49	J.GARCÍA	22.581	84	Z.VD GOORBERGH	27.266	49	J.GARCÍA	24.855	95	M.MORELLI	34.047	5	49	1:48.799	1:48.822 (4)
6	29	H.VOIGHT	22.598	69	M.RUDA	27.296	30	C.VEIJER	24.873	84	Z.VD GOORBERGH	34.063	6	95	1:48.819	1:49.143 (6)
7	95	M.MORELLI	22.602	77	M.VOLPI	27.311	29	H.VOIGHT	24.904	48	I.ORTOLÁ	34.077	7	29	1:49.094	1:49.887 (12)
8	77	M.VOLPI	22.623	29	H.VOIGHT	27.317	38	J.RODRÍGUE	24.924	38	J.RODRÍGUE	34.096	8	38	1:49.113	1:49.272 (7)
9	55	N.DETTWILER	22.650	38	J.RODRÍGUE	27.319	95	M.MORELLI	24.942	13	M.TAPIA	34.117	9	69	1:49.139	1:49.608 (9)
10	30	C.VEIJER	22.663	49	J.GARCÍA	27.321	10	A.CRUCES	24.970	30	C.VEIJER	34.177	10	30	1:49.193	1:49.410 (8)
11	10	A.CRUCES	22.685	36	S.EZWAN SHARIL	27.438	13	M.TAPIA	24.981	77	M.VOLPI	34.203	11	13	1:49.301	1:49.806 (11)
12	69	M.RUDA	22.710	13	M.TAPIA	27.455	7	F.FARIOLI	25.040	55	N.DETTWILER	34.209	12	77	1:49.351	1:49.760 (10)
13	7	F.FARIOLI	22.729	10	A.CRUCES	27.467	3	M.PEDENEAU	25.062	29	H.VOIGHT	34.275	13	10	1:49.486	1:49.950 (13)
14	74	D.SAKO	22.738	3	M.PEDENEAU	27.471	69	M.RUDA	25.114	7	F.FARIOLI	34.303	14	55	1:49.597	1:50.062 (15)
15	13	M.TAPIA	22.748	30	C.VEIJER	27.480	55	N.DETTWILER	25.125	21	D.BERTA VIÑALES	34.307	15	7	1:49.696	1:50.272 (14)
16	36	S.EZWAN SHARIL	22.772	83	A.CARPE	27.567	77	M.VOLPI	25.214	86	M.MAYOR	34.345	16	3	1:49.813	1:50.288 (18)
17	38	J.RODRÍGUE	22.774	21	D.BERTA VIÑALES	27.594	21	D.BERTA VIÑALES	25.238	10	A.CRUCES	34.364	17	74	1:50.001	1:50.175 (16)
18	24	G.PLANQUES	22.822	74	D.SAKO	27.605	17	T.COLLINS	25.250	74	D.SAKO	34.393	18	36	1:50.106	1:50.716 (21)
19	3	M.PEDENEAU	22.839	55	N.DETTWILER	27.613	74	D.SAKO	25.265	3	M.PEDENEAU	34.441	19	21	1:50.160	1:50.181 (17)
20	12	J.JOHN ROULSTONE	22.887	7	F.FARIOLI	27.624	36	S.EZWAN SHARIL	25.304	12	J.JOHN ROULSTONE	34.514	20	12	1:50.384	1:50.606 (19)
21	83	A.CARPE	22.942	12	J.JOHN ROULSTONE	27.657	12	J.JOHN ROULSTONE	25.326	36	S.EZWAN SHARIL	34.592	21	83	1:50.464	1:50.673 (20)
22	21	D.BERTA VIÑALES	23.021	66	P.TONN	27.684	62	B.TRIAS	25.351	83	A.CARPE	34.604	22	86	1:50.819	1:51.513 (26)
23	62	B.TRIAS	23.022	24	G.PLANQUES	27.732	83	A.CARPE	25.351	17	T.COLLINS	34.616	23	17	1:50.833	1:51.035 (22)
24	93	S.BERNAL	23.031	11	A.MIZERA	27.787	66	P.TONN	25.381	62	B.TRIAS	34.618	24	62	1:50.842	1:51.272 (24)
25	66	P.TONN	23.070	4	M.PAWELEC	27.840	72	Ó.ALMONACIL	25.440	4	M.PAWELEC	34.680	25	66	1:50.893	1:51.172 (23)
26	17	T.COLLINS	23.092	62	B.TRIAS	27.851	86	M.MAYOR	25.484	24	G.PLANQUES	34.740	26	24	1:51.066	1:51.282 (25)
27	39	B.PERRIN	23.121	86	M.MAYOR	27.855	93	S.BERNAL	25.488	66	P.TONN	34.758	27	93	1:51.478	1:51.795 (28)
28	86	M.MAYOR	23.135	17	T.COLLINS	27.875	70	T.SCOTT	25.501	72	Ó.ALMONACIL	34.844	28	4	1:51.691	1:51.742 (27)
29	11	A.MIZERA	23.232	93	S.BERNAL	27.883	39	B.PERRIN	25.519	70	T.SCOTT	34.926	29	72	1:51.729	1:51.890 (31)
30	4	M.PAWELEC	23.236	39	B.PERRIN	27.978	11	A.MIZERA	25.726	11	A.MIZERA	35.040	30	39	1:51.731	1:51.838 (30)
31	72	Ó.ALMONACIL	23.264	70	T.SCOTT	28.017	24	G.PLANQUES	25.772	93	S.BERNAL	35.076	31	11	1:51.785	1:52.321 (32)
32	70	T.SCOTT	23.371	72	Ó.ALMONACIL	28.181	58	M.PASIUK	25.931	39	B.PERRIN	35.113	32	70	1:51.815	1:51.815 (29)
33	78	D.JIGALOV	23.445	58	M.PASIUK	28.368	4	M.PAWELEC	25.935	58	M.PASIUK	35.503	33	58	1:53.656	1:53.656 (33)
34	58	M.PASIUK	23.854	78	D.JIGALOV	28.406	78	D.JIGALOV	26.169	5	O.PAWELEC	35.538	34	78	1:53.710	1:53.717 (34)
35	5	O.PAWELEC	23.993	5	O.PAWELEC	28.428	5	O.PAWELEC	26.203	78	D.JIGALOV	35.690	35	5	1:54.162	1:54.359 (35)
36	51	A.TAGLIARINI	24.134	51	A.TAGLIARINI	28.781	51	A.TAGLIARINI	26.690	51	A.TAGLIARINI	35.999	36	51	1:55.604	1:55.724 (36)
37	44	H.MILLÁN	25.718	44	H.MILLÁN	29.418	44	H.MILLÁN	27.627	44	H.MILLÁN	39.494	37	44	2:02.257	



## Hawkers ETC

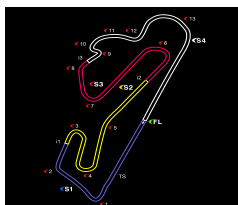
### FIM CEV REPSOL CIRCUITO DO ESTORIL 2020

#### After Free practice 1

#### Event maximum speed

No Rider	Team	Bike	Class	Top Speed	Lap	Session
74 DAIJIRO SAKO	CUNA DE CAMPEONES	HONDA	ETC	228.1	3	Free practice 2
80 DAVID ALONSO	OPENBANK ASPAR TEAM	HONDA	ETC	227.6	5	Free practice 1
13 MARCO TAPIA	LEOPARD IMPALA JUNIOR TEA	HONDA	ETC	224.4	4	Free practice 3
49 JULIO GARCÍA	JEREZ ANDALUCIA MOTOR TAL	HONDA	ETC	224.4	8	Free practice 2
95 MARCO MORELLI	ESTRELLA GALICIA 0,0 TT	HONDA	ETC	224.4	5	Free practice 1
38 JUAN RODRÍGUE	CUNA CAMPEONES	HONDA	ETC	223.9	10	Free practice 1
36 SHARUL EZWAN SHARIL	LIQUI MOLY INTACT SIC JUN	HONDA	ETC	223.4	18	Free practice 1
4 MILAN PAWELEC	WÓJCIK RACING JUNI	HONDA	ETC	223.4	7	Free practice 1
24 GUILLEM PLANQUES	LARRESPORT CARRÉ D'OR	HONDA	ETC	223.0	14	Free practice 1
48 IVÁN ORTOLÁ	OPENBANK ASPAR TEAM	HONDA	ETC	223.0	5	Free practice 2
83 ALVARO CARPE	HAWKERS FI ARO TEAM	HONDA	ETC	222.5	3	Free practice 1
11 AMAURY MIZERA	MHP RACING - TECH SOLUTIONS	HONDA	ETC	222.1	6	Free practice 1
44 HUGO MILLÁN	CUNA DE CAMPEONES	HONDA	ETC	222.1	10	Free practice 2
84 ZONTA VD GOORBERGH	TEAM SUPERB	HONDA	ETC	222.1	11	Free practice 1
93 SERGIO BERNAL	JAMT	HONDA	ETC	221.6	4	Free practice 2
69 MARCOS RUDA	LAGLISSE ACADEMY	HONDA	ETC	221.2	11	Free practice 1
29 HARRISON VOIGHT	SIC 58 SQUADRACORSE	HONDA	ETC	220.8	6	Free practice 1
54 ALBERTO FERRÁNDEZ	CUNA DE CAMPEONES	HONDA	ETC	220.8	13	Free practice 3
77 MATTIA VOLPI	SIC58 SQUADRA CORSE	HONDA	ETC	220.8	11	Free practice 1
12 JACOB JOHN ROULSTONE	LEOPARD IMPALA JUNIOR TEAM	HONDA	ETC	220.3	5	Free practice 1
30 COLLIN VEIJER	APEX - CARDOSO RACING	HONDA	ETC	220.3	7	Free practice 3
39 BARTHOLOMÉ PERRIN	EQUIPE DE FRANCE GP	HONDA	ETC	219.9	10	Free practice 1
55 NOAH DETTWILER	REALE AVINTIA MTA JUNIOR	HONDA	ETC	219.9	4	Free practice 1
7 FILIPPO FARIOLI	IKONO LAGLISSE ACADEMY	HONDA	ETC	219.9	9	Free practice 1
86 MARIO MAYOR	LEOPARD IMPALA JUNIOR TEA	HONDA	ETC	218.6	5	Free practice 1
21 DEAN BERTA VIÑALES	MVK DANI RIVAS TEAM	HONDA	ETC	217.7	7	Free practice 1
10 ADRIÁN CRUCES	CUNA DE CAMPEONES	HONDA	ETC	216.9	7	Free practice 1
66 PHILLIP TONN	LIQUI MOLY INTACTGP SIC	HONDA	ETC	216.9	6	Free practice 1
3 MATEO PEDENEAU	MHP RACING - TECH SOLUTIO	HONDA	ETC	216.4	19	Free practice 1
62 BLAI TRIAS	ART BOX	HONDA	ETC	216.4	2	Free practice 1
78 DAMIAN JIGALOV	LIQUI MOLY INTACT SIC JUN	HONDA	ETC	216.0	3	Free practice 1
58 MATEUSZ PASIUK	WÓJCIK RACING JUNI	HONDA	ETC	215.2	6	Free practice 1
51 ANGELO TAGLIARINI	FM MOTORSPORT	HONDA	ETC	214.7	11	Free practice 1
72 ÓSCAR ALMONACIL	H43TEAM NOBBY TALASUR-BLU	HONDA	ETC	214.3	11	Free practice 1
70 TYLER SCOTT	ESTRELLA GALICIA 0,0 TT	HONDA	ETC	213.5	4	Free practice 1
17 TORIN COLLINS	REALE AVINTIA MTA JUNIOR	HONDA	ETC	211.4	4	Free practice 1
5 OLEG PAWELEC	WÓJCIK RACING JUNI	HONDA	ETC	211.4	5	Free practice 1





## Hawkers ETC

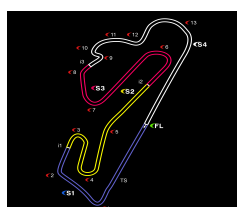
### FIM CEV REPSOL CIRCUITO DO ESTORIL 2020

#### Free practice 1

#### Fastest Lap Sequence

Elapsed	No Rider	Team	Bike	Class	Time	Kph	Lap
3:50.236	84 ZONTA VD GOORBERGH	TEAM SUPERB	HONDA	ETC	<b>1:50.287</b>	136.5	2
4:15.080	13 MARCO TAPIA	LEOPARD IMPALA JUNIOR TEA	HONDA	ETC	<b>1:50.280</b>	136.5	2
5:40.285	84 ZONTA VD GOORBERGH	TEAM SUPERB	HONDA	ETC	<b>1:50.049</b>	136.8	3
6:31.789	54 ALBERTO FERRÁNDEZ	CUNA DE CAMPEONES	HONDA	ETC	<b>1:49.977</b>	136.9	3
7:29.501	84 ZONTA VD GOORBERGH	TEAM SUPERB	HONDA	ETC	<b>1:49.216</b>	137.8	4
9:18.585	84 ZONTA VD GOORBERGH	TEAM SUPERB	HONDA	ETC	<b>1:49.084</b>	138.0	5
28:12.940	84 ZONTA VD GOORBERGH	TEAM SUPERB	HONDA	ETC	<b>1:48.885</b>	138.3	10
32:47.793	80 DAVID ALONSO	OPENBANK ASPAR TEAM	HONDA	ETC	<b>1:48.260</b>	139.1	11
36:27.712	80 DAVID ALONSO	OPENBANK ASPAR TEAM	HONDA	ETC	<b>1:48.226</b>	139.1	13
38:15.860	80 DAVID ALONSO	OPENBANK ASPAR TEAM	HONDA	ETC	<b>1:48.148</b>	139.2	14
40:03.812	80 DAVID ALONSO	OPENBANK ASPAR TEAM	HONDA	ETC	<b>1:47.952</b>	139.5	15





# Hawkers ETC FIM CEV REPSOL CIRCUITO DO ESTORIL 2020

## Free practice 1

### Sector Analysis

\_ Invalidated Lap

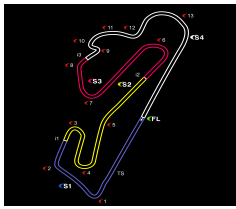
■ Personal Best

■ Session Best

B Crossing the pit lane

Lap	Time	Sector 1	Sector 2	Sector 3	Sector 4	T.Sp	Lap	Time	Sector 1	Sector 2	Sector 3	Sector 4	T.Sp	
<b>3</b>	<b>MATEO PEDENEAU</b>						FRA	13	1:54.744	24.096	28.580	26.292	35.776	205.5
	MHP RACING - TECH SOLUTIO						HONDA	14	1:54.629	24.017	28.668	26.406	<b>35.538</b>	205.5
	1	3:52.492	2:19.464	30.062	27.898	35.068		15	<b>1:54.359</b>	<b>23.993</b>	<b>28.428</b>	<b>26.203</b>	35.735	208.2
	2	1:52.498	23.009	27.717	26.435	35.337	214.3	16	2:11.999 B	25.042	29.448	27.857	49.652	208.2
	3	1:51.074	23.066	27.783	25.327	34.898	210.6	<b>7</b> <b>FILIPPO FARIOLI</b>						ITA
	4	2:00.917 B	22.959	27.645	<b>25.062</b>	45.251	215.2	IKONO LAGLISSE ACADEMY						HONDA
	5	3:50.535	2:22.279	28.006	25.536	34.714		1	3:07.064	1:27.767	32.748	29.049	37.500	
	6	2:01.113	23.210	29.904	29.592	38.407	213.5	2	1:53.218	23.938	27.981	25.900	35.399	208.2
	7	1:50.835	23.122	27.694	25.361	34.658	212.3	3	19:28.593	23.526	27.900	25.255	...	209.8
	8	1:52.196	23.044	27.691	26.122	35.339	212.3	4	1:51.628	23.392	28.076	25.623	34.537	209.8
	9	1:50.828	23.299	27.716	25.372	<b>34.441</b>	210.2	5	1:50.764	22.793	<b>27.624</b>	25.599	34.748	219.4
	10	2:05.754 B	25.726	28.854	26.329	44.845	214.7	6	1:50.956	22.967	27.679	25.515	34.795	216.4
	11	3:20.907	1:40.706	29.551	35.902	34.748		7	1:50.274	23.133	27.798	<b>25.040</b>	<b>34.303</b>	213.5
	12	1:51.057	23.219	27.821	25.224	34.793	213.9	8	1:50.671	22.979	27.761	25.139	34.792	218.1
	13	1:50.718	23.066	27.730	25.244	34.678	213.1	9	1:50.242	22.803	27.638	25.097	34.704	219.9
	14	1:50.568	22.977	<b>27.471</b>	25.579	34.541	215.2	10	1:50.258	22.783	27.797	25.329	34.349	217.3
	15	<b>1:50.288</b>	<b>22.839</b>	27.488	25.222	34.739	216.0	11	1:50.783	23.104	27.735	25.185	34.759	218.1
	16	1:50.960	23.068	27.814	25.292	34.786	212.3	12	<b>1:50.024</b>	<b>22.729</b>	27.699	25.190	34.406	216.4
	17	1:56.346	28.241	27.807	25.351	34.947	212.7	<b>10</b> <b>ADRIÁN CRUCES</b>						SPA
	18	1:51.519	23.132	27.659	25.538	35.190	213.5	CUNA DE CAMPEONES						HONDA
19	1:56.326	27.686	28.294	25.422	34.924	216.4	1	2:49.837	1:19.033	29.011	26.377	35.416		
<b>4</b>	<b>MILAN PAWELEC</b>						POL	2	1:51.387	23.343	27.738	25.314	34.992	209.8
	WÓJCIK RACING JUNI						HONDA	3	1:50.617	22.984	27.589	25.219	34.825	211.8
	1	2:54.190	1:19.473	30.239	27.871	36.607		4	1:50.532	22.959	27.803	25.090	34.680	216.0
	2	1:55.883	24.257	28.791	27.061	35.774	216.4	5	1:53.344	<b>22.685</b>	27.598	26.126	36.935	215.2
	3	1:54.313	23.831	28.422	26.421	35.639	217.7	6	<b>1:49.950</b>	23.043	<b>27.467</b>	25.076	<b>34.364</b>	211.4
	4	1:54.101	23.636	28.427	26.624	35.414	219.9	7	1:50.349	22.787	27.627	25.060	34.875	216.9
	5	1:53.811	23.657	28.347	26.263	35.544	219.4	8	2:03.778 B	23.699	28.324	25.721	46.034	211.8
	6	1:54.133	23.555	28.435	26.899	35.244	220.3	9	10:06.387	8:37.485	28.480	25.489	34.933	
	7	1:52.991	23.452	28.121	26.236	35.182	223.4	10	1:50.276	23.017	27.691	25.058	34.510	210.6
	8	1:54.099	24.321	28.545	26.066	35.167	220.8	11	1:50.238	22.894	27.646	25.038	34.660	211.8
	9	2:08.137 B	24.039	29.390	27.448	47.260	209.4	12	1:50.300	23.017	27.534	<b>24.970</b>	34.779	209.8
	10	2:39.565	1:08.370	28.351	27.272	35.572		13	1:50.041	22.883	27.605	25.066	34.487	210.6
	11	1:52.869	23.696	27.948	26.015	35.210	214.3	14	1:50.037	22.750	27.494	25.304	34.489	211.8
	12	1:54.302	23.777	28.338	26.573	35.614	218.6	15	2:04.864 B	22.768	27.572	26.724	47.800	213.9
	13	2:11.654 B	26.515	29.268	28.214	47.657	212.3	16	2:08.308	39.925	27.641	25.642	35.100	
	14	2:13.601	43.610	28.345	26.343	35.303		17	1:51.052	23.112	27.674	25.550	34.716	215.2
	15	1:53.884	23.517	28.044	26.679	35.644	218.6	<b>11</b> <b>AMAURY MIZERA</b>						FRA
16	<b>1:51.742</b>	23.287	<b>27.840</b>	<b>25.935</b>	<b>34.680</b>	221.2	MHP RACING - TECH SOLUTIONS						HONDA	
17	2:07.424 B	<b>23.236</b>	29.089	27.982	47.117	219.4	1	3:19.887	1:44.530	29.382	28.876	37.099		
<b>5</b>	<b>OLEG PAWELEC</b>						POL	2	1:54.189	24.071	28.298	26.464	35.356	208.6
	WÓJCIK RACING JUNI						HONDA	3	1:52.937	23.374	<b>27.787</b>	26.152	35.624	220.8
	1	3:05.037	1:27.803	31.055	28.532	37.647		4	1:52.770	<b>23.232</b>	27.849	26.108	35.581	220.3
	2	1:58.799	25.349	29.714	27.307	36.429	198.8	5	1:53.117	23.494	27.997	26.336	35.290	219.4
	3	1:57.949	24.499	29.585	27.509	36.356	207.5	6	1:52.914	23.426	27.955	26.113	35.420	222.1
	4	1:58.214	24.697	28.962	28.142	36.413	210.2	7	2:07.609 B	24.111	29.136	27.823	46.539	211.8
	5	1:55.797	24.154	28.927	26.801	35.915	211.4	8	5:39.639	4:08.722	29.039	26.494	35.384	
	6	1:55.443	24.108	28.847	26.786	35.702	209.8	9	1:53.639	23.602	28.336	26.485	35.216	220.3
	7	1:55.144	24.038	28.752	26.466	35.888	209.0	10	1:52.920	23.527	28.052	26.212	35.129	219.0
	8	1:54.630	24.002	28.535	26.350	35.743	206.7	11	1:52.881	23.520	28.110	26.197	35.054	220.3
	9	1:54.979	24.009	28.648	26.251	36.071	208.2	12	1:52.919	23.514	28.076	26.114	35.215	214.3
	10	1:55.266	24.201	28.745	26.528	35.792	204.8	13	1:57.579	24.722	28.938	28.466	35.453	199.2
11	1:56.555	24.777	28.990	27.051	35.737	203.6	14	<b>1:52.321</b>	23.603	27.952	<b>25.726</b>	<b>35.040</b>	210.2	
12	1:54.911	24.250	28.556	26.301	35.804	207.5	15	2:08.264 B	24.256	29.124	28.105	46.779	213.9	





# Hawkers ETC

## FIM CEV REPSOL CIRCUITO DO ESTORIL 2020

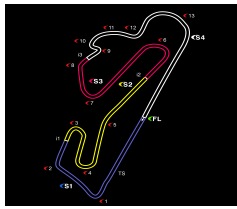
### Free practice 1

### Sector Analysis

— Invalidated Lap    ■ Personal Best    ■ Session Best    B Crossing the pit lane

Lap	Time	Sector 1	Sector 2	Sector 3	Sector 4	T.Spd	Lap	Time	Sector 1	Sector 2	Sector 3	Sector 4	T.Spd
16	5:06.189	3:34.862	29.043	26.685	35.599		12	1:59.990	31.511	28.139	25.369	34.971	208.6
17	1:53.182	23.603	28.250	26.137	35.192	217.7	13	1:51.441	23.205	27.890	25.441	34.905	209.0
<b>12</b>	<b>JACOB JOHN ROULSTONE</b>					AUS	<b>21</b>	<b>DEAN BERTA VIÑALES</b>					SPA
	LEOPARD IMPALA JUNIOR TEAM					HONDA		MVK DANI RIVAS TEAM					HONDA
1	2:24.666	49.392	29.269	28.150	37.855		1	2:16.889	43.405	29.664	27.958	35.862	
2	1:52.748	23.505	28.063	26.097	35.083	216.4	2	1:55.074	24.032	30.404	26.176	34.462	207.8
3	1:52.319	23.468	28.071	26.043	34.737	216.0	3	1:50.665	23.196	<b>27.594</b>	25.421	34.454	215.2
4	1:51.242	23.038	27.850	25.539	34.815	217.3	4	1:51.180	23.410	27.675	25.315	34.780	213.5
5	1:52.607	23.316	28.050	26.182	35.059	220.3	5	1:50.462	23.111	27.666	25.312	34.373	216.4
6	1:51.852	23.680	27.865	25.552	34.755	219.9	6	1:50.719	23.139	27.788	25.270	34.522	216.9
7	2:14.214	24.141	32.144	29.146	48.783	216.9	7	<b>1:50.181</b>	<b>23.021</b>	27.615	<b>25.238</b>	<b>34.307</b>	217.7
8	9:16.438	7:47.478	28.188	25.667	35.105		8	2:07.355	23.961	29.353	27.182	46.859	217.7
9	2:02.523	23.180	28.047	25.620	45.676	214.3							
10	4:50.098	3:21.558	28.194	25.544	34.802		<b>24</b>	<b>GUILLEM PLANQUES</b>					FRA
11	1:51.249	23.014	27.759	25.502	34.974	219.9		LARRESPORT CARRÉ D'OR					HONDA
12	1:51.838	23.211	27.857	25.721	35.049	214.7	1	2:33.892	1:01.962	29.232	27.102	35.596	
13	1:50.925	23.224	27.819	25.368	<b>34.514</b>	214.3	2	1:51.788	23.216	<b>27.732</b>	25.908	34.932	218.1
14	1:55.141	23.629	30.941	25.637	34.934	216.4	3	1:52.809	24.136	27.946	25.983	34.744	203.6
15	1:50.840	23.057	<b>27.657</b>	25.354	34.772	217.7	4	1:52.172	23.358	27.769	26.081	34.964	218.1
16	<b>1:50.606</b>	<b>22.887</b>	27.682	<b>25.326</b>	34.711	217.7	5	1:52.258	23.027	27.808	26.097	35.326	221.6
<b>13</b>	<b>MARCO TAPIA</b>					SPA	6	2:08.553	23.859	28.894	26.766	49.034	197.1
	LEOPARD IMPALA JUNIOR TEA					HONDA	7	7:34.693	6:04.660	28.442	26.167	35.424	
1	2:24.800	49.032	29.219	28.005	38.544		8	1:52.624	23.220	28.264	25.986	35.154	218.1
2	1:50.280	23.103	27.757	25.237	34.183	217.3	9	1:52.329	23.256	27.995	25.910	35.168	218.1
3	1:51.989	22.949	27.694	25.925	35.421	217.7	10	1:52.493	23.211	28.057	25.929	35.296	217.7
4	1:54.768	23.034	31.819	25.704	34.211	217.3	11	2:12.811	25.212	29.798	27.257	50.544	209.0
5	1:50.966	22.940	27.771	25.765	34.490	219.9	12	5:45.894	4:13.078	30.980	26.768	35.068	
6	1:50.594	23.105	27.778	25.190	34.521	213.9	13	1:51.429	23.137	27.761	25.791	<b>34.740</b>	222.5
7	1:57.318	25.220	32.146	25.501	34.451	214.3	14	1:51.372	<b>22.822</b>	27.851	<b>25.772</b>	34.927	223.0
8	2:04.805	22.974	28.541	26.055	47.235	217.7	15	1:51.417	22.859	27.818	25.837	34.903	222.1
9	7:28.020	6:00.882	27.920	25.101	<b>34.117</b>		16	<b>1:51.282</b>	22.887	27.740	25.794	34.861	221.6
10	1:49.976	<b>22.748</b>	<b>27.455</b>	25.005	34.768	214.3	<b>29</b>	<b>HARRISON VOIGHT</b>					AUS
11	<b>1:49.806</b>	22.778	27.480	25.097	34.451	217.3		SIC 58 SQUADRACORSE					HONDA
12	1:50.051	22.904	27.600	25.155	34.392	211.8	1	2:25.223	48.281	29.743	28.450	38.749	
13	1:49.987	22.882	27.663	25.115	34.327	212.3	2	1:59.075	23.415	27.960	31.744	35.956	216.4
14	1:57.469	25.327	30.437	26.628	35.077	210.6	3	1:52.075	23.794	27.903	25.591	34.787	216.0
15	1:55.569	22.961	28.001	25.793	38.814	212.7	4	1:50.853	22.999	27.354	25.415	35.085	216.4
16	1:51.550	23.893	28.508	<b>24.981</b>	34.168	213.1	5	1:51.267	23.659	27.845	25.101	34.662	216.4
17	1:50.274	22.811	27.686	25.001	34.776	217.3	6	1:51.180	22.836	27.706	25.472	35.166	220.8
18	1:50.414	22.870	27.764	25.179	34.601	219.0	7	1:50.627	22.910	<b>27.317</b>	25.395	35.005	218.6
19	1:52.017	23.121	28.561	25.497	34.838	211.8	8	1:54.882	25.235	27.850	25.993	35.804	214.3
<b>17</b>	<b>TORIN COLLINS</b>					CAN	9	1:51.048	23.254	27.586	25.328	34.880	213.5
	REALE AVINTIA MTA JUNIOR					HONDA	10	2:08.860	24.836	29.294	31.031	43.699	214.3
1	2:06.095	36.051	28.747	26.001	35.296		11	8:50.479	7:22.992	27.759	25.152	34.576	
2	1:51.834	23.440	28.127	25.408	34.859	208.6	12	1:50.196	22.859	27.456	25.192	34.689	215.6
3	1:51.297	23.289	27.896	25.449	34.663	210.2	13	1:50.326	23.041	27.412	25.432	34.441	215.6
4	1:52.592	23.537	28.638	25.578	34.839	211.4	14	<b>1:49.887</b>	22.876	27.406	25.309	34.296	217.7
5	<b>1:51.035</b>	<b>23.092</b>	<b>27.875</b>	25.452	<b>34.616</b>	208.6	15	1:50.145	22.989	27.977	<b>24.904</b>	<b>34.275</b>	217.3
6	18:27.886	23.227	...	25.783	34.998	209.4	16	1:50.326	<b>22.598</b>	27.791	25.204	34.733	218.6
7	1:51.427	23.344	27.964	25.371	34.748	210.6	17	1:50.152	22.923	27.521	25.135	34.573	216.0
8	1:51.281	23.309	28.023	<b>25.250</b>	34.699	209.0	18	1:50.234	22.915	27.573	25.064	34.682	215.6
9	1:51.324	23.116	28.001	25.421	34.786	209.8	<b>30</b>	<b>COLLIN VEIJER</b>					NED
10	1:51.447	23.100	28.026	25.373	34.948	209.0		APEX - CARDOSO RACING					HONDA
11	1:51.867	23.830	27.993	25.285	34.759	207.8	1	2:52.554	1:18.176	31.130	27.092	36.156	





# Hawkers ETC FIM CEV REPSOL CIRCUITO DO ESTORIL 2020

## Free practice 1

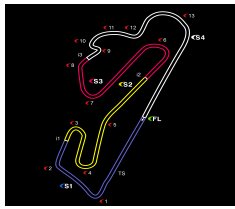
### Sector Analysis

— Invalidated Lap    ■ Personal Best    ■ Session Best    B Crossing the pit lane

Lap	Time	Sector 1	Sector 2	Sector 3	Sector 4	T.Spd	Lap	Time	Sector 1	Sector 2	Sector 3	Sector 4	T.Spd
2	1:54.717	23.899	29.057	26.225	35.536	210.2	14	1:49.272	22.774	27.411	24.924	34.163	214.3
3	1:53.980	23.642	28.931	25.786	35.621	209.4	15	1:50.001	23.135	27.609	24.956	34.301	215.2
4	1:54.362	23.689	28.996	26.100	35.577	208.2	16	1:49.926	23.090	27.559	25.181	34.096	216.4
5	1:54.968	23.426	29.336	26.331	35.875	209.8	<b>39 BARTHOLOMÉ PERRIN</b> FRA						
6	1:55.310	23.930	29.484	26.544	35.352	207.1	EQUIPE DE FRANCE GP HONDA						
7	1:54.323	23.459	28.833	26.339	35.692	211.8	1	3:46.085	2:13.275	29.462	26.822	36.526	
8	1:55.154	23.866	29.692	26.150	35.446	207.8	2	1:54.449	23.858	28.766	26.022	35.803	206.3
9	1:56.327	23.685	30.311	26.170	36.161	210.6	3	1:53.527	23.231	28.505	25.726	36.065	208.6
10	1:51.952	23.550	28.181	25.468	34.753	207.5	4	1:53.008	23.457	28.321	25.668	35.562	205.5
11	1:50.809	23.175	27.886	25.146	34.602	209.4	5	1:53.651	23.517	28.525	25.854	35.755	206.3
12	1:50.795	23.062	27.952	25.146	34.635	210.2	6	1:53.727	23.498	28.467	25.901	35.861	204.8
13	1:50.475	22.868	27.999	25.003	34.605	209.4	7	1:53.232	23.431	28.388	25.758	35.655	203.6
14	1:50.589	22.820	27.896	25.303	34.570	211.8	8	2:07.447 B	24.406	28.906	26.670	47.465	202.9
15	1:49.786	22.899	27.704	24.916	34.267	211.4	9	8:51.434	7:21.869	28.727	25.725	35.113	
16	1:50.374	22.815	27.480	25.471	34.608	214.3	10	1:51.838	23.121	27.978	25.574	35.165	212.7
17	1:49.888	22.860	27.721	24.907	34.400	213.1	11	1:52.580	23.454	28.130	25.519	35.477	207.1
18	1:49.677	22.854	27.595	24.873	34.355	213.9	12	1:52.497	23.436	28.315	25.525	35.221	204.0
19	1:49.431	22.663	27.581	24.973	34.214	215.2	13	1:52.623	23.514	28.355	25.590	35.164	207.1
20	1:49.430	22.704	27.521	25.028	34.177	215.2	14	1:54.227	23.328	28.974	26.273	35.652	204.4
21	1:49.410	22.670	27.528	24.957	34.255	216.0	15	1:52.947	23.463	28.312	25.650	35.522	202.9
<b>36 SHARUL EZWAN SHARIL</b> MAL							<b>44 HUGO MILLÁN</b> SPA						
LIQUI MOLY INTACT SIC JUN HONDA							CUNA DE CAMPEONES HONDA						
1	2:37.041	1:05.291	29.030	26.874	35.846		1	3:47.600	2:00.548	35.470	32.088	39.494	
2	1:52.497	23.155	27.830	26.076	35.436	220.3	2	2:14.636 B	25.718	29.418	27.627	51.873	180.3
3	1:51.959	23.269	27.736	25.919	35.035	219.9	<b>48 IVÁN ORTOLÁ</b> SPA						
4	1:51.495	23.009	27.716	25.746	35.024	221.2	OPENBANK ASPAR TEAM HONDA						
5	1:51.119	22.998	27.687	25.665	34.769	221.6	1	4:23.618	2:41.914	34.502	28.945	38.257	
6	2:05.855 B	22.916	28.260	26.203	48.476	221.6	2	2:01.668	25.131	31.218	28.070	37.249	200.7
7	6:22.836 B						3	1:59.508	24.996	29.672	27.735	37.105	196.0
8	2:28.312	58.601	28.119	26.193	35.399		4	1:57.087	24.327	29.115	26.951	36.694	202.1
9	1:51.614	23.332	27.703	25.631	34.948	217.7	5	1:57.679	24.150	29.146	27.528	36.855	202.9
10	2:09.948	27.867	34.294	32.810	34.977	208.6	6	1:57.600	24.514	29.286	27.096	36.704	202.5
11	1:51.338	22.920	27.671	26.071	34.676	222.1	7	1:55.910	24.350	29.086	26.195	36.279	200.3
12	1:50.716	22.829	27.488	25.304	35.095	221.2	8	1:57.761	24.274	29.329	27.390	36.768	205.9
13	2:05.938 B	22.810	27.577	26.234	49.317	219.4	9	1:56.063	24.383	28.733	26.666	36.281	204.4
14	2:19.735 B						10	1:59.724 B	23.528	28.081	25.663	42.452	209.0
15	3:04.046	1:18.621	32.858	33.231	39.336		11	8:51.443	7:21.702	29.017	25.704	35.020	
16	1:53.596	23.219	28.050	26.780	35.547	216.4	12	1:49.537	22.823	27.472	24.927	34.315	212.3
17	1:50.764	23.231	27.438	25.503	34.592	220.3	13	1:50.909	23.037	27.770	25.109	34.993	214.7
18	1:50.939	22.772	27.883	25.443	34.841	223.4	14	1:49.242	22.682	27.509	24.867	34.184	214.3
<b>38 JUAN RODRÍGUE</b> SPA							<b>49 JULIO GARCÍA</b> SPA						
CUNA CAMPEONES HONDA							JEREZ ANDALUCIA MOTOR TAL HONDA						
1	2:32.732	1:02.251	28.663	26.428	35.390		1	3:31.755 B	1:41.998	30.678	26.525	52.554	
2	1:52.036	23.377	28.004	25.430	35.225	208.6	2	17:25.708	...	27.969	25.423	34.527	
3	1:51.262	23.545	27.621	25.455	34.641	223.0	3	1:50.176	23.104	27.576	24.961	34.535	216.4
4	1:49.672	22.800	27.319	25.135	34.418	217.7	4	1:49.878	22.931	27.575	25.011	34.361	212.7
5	1:50.319	22.834	27.707	25.266	34.512	217.3	5	1:49.365	22.695	27.487	24.944	34.239	216.0
6	2:02.917 B	23.136	28.319	25.649	45.813	219.0	6	2:03.470 B	22.616	27.636	25.461	47.757	220.8
7	5:16.091	3:47.493	28.113	25.433	35.052		7	4:57.837	3:30.440	28.014	25.054	34.329	
8	1:50.824	23.136	27.781	25.251	34.656	216.0	8	1:48.822	22.604	27.321	24.855	34.042	216.9
9	1:50.360	22.994	27.690	25.172	34.504	213.1							
10	2:03.491 B	25.735	27.736	25.257	44.763	213.5							
11	8:31.550	6:57.465	32.568	27.101	34.416								
12	1:49.702	22.866	27.370	25.368	34.098	217.3							
13	1:50.221	23.072	27.763	25.062	34.324	221.2							







# Hawkers ETC

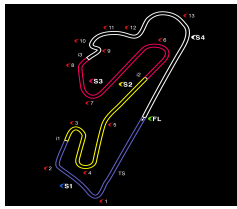
## FIM CEV REPSOL CIRCUITO DO ESTORIL 2020

### Free practice 1

### Sector Analysis

\_\_\_ Invalidated Lap    ■ Personal Best    ■ Session Best    B Crossing the pit lane

Lap	Time	Sector 1	Sector 2	Sector 3	Sector 4	T.Spd	Lap	Time	Sector 1	Sector 2	Sector 3	Sector 4	T.Spd
1	3:19.656	1:42.451	30.885	29.205	37.115		2	1:57.665	23.946	30.972	26.963	35.784	212.7
2	1:54.440	24.888	27.827	26.439	35.286	216.4	3	1:52.321	23.167	27.970	25.932	35.252	219.9
3	1:50.473	22.936	27.569	25.198	34.770	219.9	4	1:51.106	23.146	27.799	25.376	34.785	218.1
4	1:49.972	22.997	27.636	25.218	34.121	217.7	5	1:55.780	23.447	27.835	26.041	38.457	219.0
5	1:50.264	22.888	27.771	25.165	34.440	220.3	6	1:54.854	24.731	29.931	25.780	34.412	206.3
6	2:05.048 B	24.524	28.932	25.914	45.678	216.4	7	2:00.707 B	23.178	27.939	25.477	44.113	217.3
7	11:40.382	...	31.191	29.246	36.594		8	14:36.851	...	28.074	25.350	34.433	
8	1:49.669	22.823	<b>27.296</b>	25.251	34.299	219.0	9	1:49.876	22.682	27.422	25.287	34.485	218.1
9	1:49.613	22.843	27.315	25.152	34.303	218.1	10	1:50.012	22.722	27.455	25.331	34.504	219.4
10	1:54.005	27.221	27.484	25.175	34.125	218.6	11	1:49.968	22.840	27.506	<b>25.214</b>	34.408	220.8
11	<b>1:49.608</b>	23.094	27.381	<b>25.114</b>	<b>34.019</b>	221.2	12	1:50.734	22.901	28.354	25.254	34.225	219.0
12	1:49.960	22.779	27.349	25.321	34.511	220.3	13	1:49.795	<b>22.623</b>	27.354	25.546	34.272	220.3
13	2:07.837 B	<b>22.710</b>	27.492	29.163	48.472	219.0	14	1:50.544	22.952	27.737	25.423	34.432	219.9
							15	<b>1:49.760</b>	22.830	<b>27.311</b>	25.416	<b>34.203</b>	219.0
<b>70</b>	<b>TYLER SCOTT</b>					USA	<b>78</b>	<b>DAMIAN JIGALOV</b>					USA
	ESTRELLA GALICIA 0,0 TT					HONDA		LIQUI MOLY INTACT SIC JUN					HONDA
1	2:18.441	44.650	29.479	27.376	36.936		1	2:34.067	1:01.168	29.570	27.368	35.961	
2	1:55.297	24.181	28.662	26.581	35.873	210.2	2	1:55.705	23.951	28.579	26.817	36.358	215.2
3	1:53.686	23.794	28.657	26.079	35.156	210.2	3	1:55.054	23.624	28.548	26.896	35.986	216.0
4	1:52.951	23.444	28.148	26.107	35.252	213.5	4	1:54.964	23.734	28.651	26.758	35.821	213.1
5	2:06.169 B	23.672	28.476	26.616	47.405	208.2	5	1:55.943	23.654	28.914	27.018	36.357	215.2
6	6:26.808	4:56.233	28.557	26.135	35.883		6	2:07.965 B	24.107	30.372	27.560	45.926	209.8
7	1:54.087	23.874	28.414	26.127	35.672	208.2	7	10:44.303	9:09.941	30.214	27.595	36.553	
8	1:52.953	23.604	28.166	25.851	35.332	206.3	8	1:56.318	24.239	29.002	27.130	35.947	208.2
9	1:52.919	23.472	28.280	25.900	35.267	207.1	9	1:55.329	23.745	28.716	26.710	36.158	213.9
10	1:52.811	23.561	28.184	25.752	35.314	207.8	10	1:55.030	24.024	28.669	26.423	35.914	209.8
11	1:52.383	23.467	28.053	25.719	35.144	204.0	11	1:54.965	23.741	28.587	26.628	36.009	210.2
12	1:52.463	23.392	28.205	25.833	35.033	204.4	12	1:55.113	23.719	28.632	26.990	35.772	210.2
13	2:04.379 B	23.789	28.319	26.436	45.835	210.2	13	1:54.595	23.651	28.655	26.449	35.840	209.0
14	8:49.155	7:18.930	28.797	25.809	35.619		14	<b>1:53.717</b>	23.452	<b>28.406</b>	<b>26.169</b>	<b>35.690</b>	211.4
15	<b>1:51.815</b>	<b>23.371</b>	<b>28.017</b>	<b>25.501</b>	<b>34.926</b>	210.2	15	1:54.191	<b>23.445</b>	28.592	26.453	35.701	211.0
							16	2:08.271 B	24.023	30.180	28.881	45.187	215.2
<b>72</b>	<b>ÓSCAR ALMONACIL</b>					SPA	<b>80</b>	<b>DAVID ALONSO</b>					COL
	H43TEAM NOBBY TALASUR-BLU					HONDA		OPENBANK ASPAR TEAM					HONDA
1	3:03.777 B	1:13.683	33.432	31.704	44.958		1	3:20.597	1:41.194	31.809	29.121	38.473	
2	3:12.887	1:33.657	32.295	30.099	36.836		2	2:00.438	26.153	29.812	27.644	36.829	172.1
3	2:00.795	25.015	29.735	28.883	37.162	207.8	3	1:59.239	25.224	29.439	27.218	37.358	182.4
4	2:01.907	25.101	31.649	28.152	37.005	200.7	4	1:56.102	24.850	28.771	26.640	35.841	193.6
5	1:54.365	23.829	28.749	25.983	35.804	206.7	5	1:55.547	24.032	28.898	26.980	35.637	201.0
6	1:53.601	23.581	28.424	26.122	35.474	208.6	6	1:54.551	24.144	28.634	26.311	35.462	206.7
7	2:02.533 B	23.536	28.845	26.262	43.890	206.3	7	1:53.640	23.891	28.328	26.143	35.278	202.9
8	7:46.018	6:15.411	29.173	25.954	35.480		8	1:54.798	24.762	28.628	26.153	35.255	205.1
9	1:52.048	23.415	<b>28.181</b>	<b>25.440</b>	35.012	204.0	9	2:01.323 B	23.405	27.983	25.434	44.501	209.8
10	<b>1:51.890</b>	<b>23.264</b>	28.186	25.596	<b>34.844</b>	207.8	10	12:03.298	...	29.671	25.972	34.818	
							11	1:48.260	22.598	27.251	24.802	<b>33.609</b>	218.6
<b>74</b>	<b>DAIJIRO SAKO</b>					JPN	12	1:51.693	23.564	28.196	25.233	34.700	223.4
	CUNA DE CAMPEONES					HONDA	13	1:48.226	22.379	27.214	24.738	33.895	222.1
1	2:25.738	52.049	29.564	27.026	37.099		14	1:48.148	<b>22.369</b>	<b>27.115</b>	24.907	33.757	219.0
2	1:51.999	23.362	28.352	25.709	34.576	216.9	15	<b>1:47.952</b>	22.440	27.132	<b>24.660</b>	33.720	220.8
3	1:53.249	23.379	28.345	27.018	34.507	221.6							
4	<b>1:50.175</b>	22.763	27.718	25.301	<b>34.393</b>	218.6	<b>83</b>	<b>ALVARO CARPE</b>					SPA
5	1:58.153	23.849	30.498	27.291	36.515	224.4		HAWKERS FI ARO TEAM					HONDA
6	17:28.082 B	<b>22.738</b>	<b>27.605</b>	<b>25.265</b>	...	218.6	1	3:08.954	1:31.619	30.383	30.481	36.471	
							2	1:53.091	23.497	27.965	26.608	35.021	219.9
<b>77</b>	<b>MATTIA VOLPI</b>					ITA	3	1:52.606	23.488	27.894	25.934	35.290	222.5
	SIC58 SQUADRA CORSE					HONDA							
1	2:16.798	43.104	29.846	27.702	36.146								



# Hawkers ETC

## FIM CEV REPSOL CIRCUITO DO ESTORIL 2020

### Free practice 1

### Sector Analysis

— Invalidated Lap   ■ Personal Best   ■ Session Best   B Crossing the pit lane

Lap	Time	Sector 1	Sector 2	Sector 3	Sector 4	T.Spd	Lap	Time	Sector 1	Sector 2	Sector 3	Sector 4	T.Spd
4	1:52.532	23.226	27.837	26.354	35.115	220.3	9	1:57.307	23.579	28.422	29.950	35.356	208.2
5	1:52.191	23.353	27.858	25.878	35.102	219.4	10	1:53.098	23.688	28.159	25.812	35.439	210.2
6	1:51.737	23.111	27.662	25.863	35.101	221.2	11	1:52.200	23.212	28.054	25.715	35.219	211.4
7	1:53.066	23.284	27.803	26.746	35.233	219.4	12	1:51.795	23.031	27.883	25.743	35.138	214.3
8	1:51.644	23.254	27.713	25.750	34.927	219.9	13	1:52.208	23.259	28.166	25.707	35.076	211.0
9	2:04.895B	23.571	29.171	26.148	46.005	222.5	14	1:52.712	23.106	28.215	25.833	35.558	212.7
10	10:33.918	9:04.510	28.478	26.156	34.774		15	1:51.907	23.163	27.976	25.488	35.280	210.2
11	1:51.758	23.160	27.930	25.842	34.826	221.2	16	1:52.821	23.163	28.278	26.124	35.256	211.0
12	1:54.123	23.072	29.304	26.411	35.336	218.6	17	1:52.036	23.257	28.092	25.558	35.129	209.8
13	1:51.150	23.263	27.655	25.493	34.739	217.3	18	2:08.103B	23.432	29.133	26.367	49.171	203.2
14	1:50.754	22.942	27.642	25.566	34.604	220.8							
15	1:50.885	23.011	27.595	25.588	34.691	220.3							
16	1:50.673	22.978	27.567	25.351	34.777	219.9							

84

ZONTA VD GOORBERGH

NED

TEAM SUPERB

HONDA

1	1:59.949	30.408	28.505	25.822	35.214	
2	1:50.287	22.984	27.320	25.181	34.802	216.0
3	1:50.049	22.938	27.467	25.085	34.559	218.1
4	1:49.216	22.609	27.384	24.866	34.357	216.4
5	1:49.084	22.611	27.286	25.031	34.156	216.4
6	1:57.111B	22.456	27.567	24.836	42.252	219.4
7	11:20.389	9:52.600	27.893	25.250	34.646	
8	1:58.679	22.728	27.438	32.018	36.495	218.1
9	1:49.291	22.630	27.279	25.216	34.166	218.6
10	1:48.885	22.522	27.328	24.972	34.063	219.9
11	1:50.093	23.104	27.475	25.200	34.314	222.1
12	1:48.927	22.745	27.266	24.834	34.082	220.3
13	2:07.075	35.548	31.977	25.100	34.450	217.3
14	1:59.472B	22.762	28.346	25.925	42.439	219.0

86

MARIO MAYOR

SPA

LEOPARD IMPALA JUNIOR TEA

HONDA

1	2:25.045	49.474	28.941	28.122	38.508	
2	1:52.379	23.305	28.012	26.165	34.897	213.5
3	1:52.287	23.331	28.078	25.909	34.969	216.9
4	1:51.672	23.423	28.016	25.888	34.345	210.2
5	1:51.912	23.294	28.016	25.908	34.694	218.6
6	1:52.122	23.173	27.855	26.011	35.083	217.7
7	2:12.593B	24.049	32.352	27.409	48.783	212.7
8	9:17.210	7:48.784	28.106	25.484	34.836	
9	1:53.678	24.777	28.014	25.503	35.384	211.4
10	1:51.665	23.180	28.222	25.615	34.648	211.4
11	1:51.513	23.135	28.113	25.575	34.690	215.2
12	1:54.100	23.660	28.471	26.092	35.877	210.6
13	2:03.163B	23.441	28.802	26.183	44.737	208.6

93

SERGIO BERNAL

SPA

JAMT

HONDA

1	2:25.930	50.561	30.268	27.735	37.366	
2	1:54.570	23.685	28.482	26.537	35.866	216.0
3	1:54.119	23.585	28.256	26.498	35.780	211.4
4	1:52.602	23.316	28.273	25.885	35.128	212.7
5	1:52.593	23.297	28.349	25.808	35.139	211.8
6	1:52.737	23.181	28.182	26.006	35.368	216.4
7	2:06.812B	23.070	28.266	26.628	48.848	214.7
8	8:34.435	7:01.363	29.837	26.984	36.251	

95

MARCO MORELLI

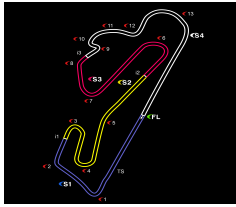
SPA

ESTRELLA GALICIA 0,0 TT

HONDA

1	2:20.307	46.985	29.712	27.139	36.471	
2	1:51.477	23.393	27.631	25.652	34.801	218.6
3	2:06.201	25.008	33.345	33.042	34.806	216.9
4	1:49.872	22.907	27.525	25.257	34.183	223.4
5	1:50.158	22.875	27.297	25.448	34.538	224.4
6	1:50.015	22.796	27.336	25.463	34.420	222.5
7	2:04.726B	23.506	29.732	25.945	45.543	220.8
8	6:48.508	5:19.286	28.522	25.747	34.953	
9	1:51.088	22.972	27.640	25.759	34.717	215.6
10	1:57.485	27.964	27.635	26.118	35.768	219.0
11	1:56.721	29.016	27.754	25.485	34.466	221.2
12	1:49.514	22.761	27.360	25.082	34.311	221.2
13	1:49.396	22.731	27.307	25.059	34.299	220.3
14	1:49.337	22.661	27.285	24.942	34.449	221.2
15	1:49.143	22.651	27.336	25.109	34.047	220.8
16	2:00.650B	22.602	27.228	25.107	45.713	222.5
17	2:42.508	1:13.272	29.115	25.384	34.737	
18	1:49.530	22.715	27.465	25.119	34.231	220.8





# Hawkers ETC FIM CEV REPSOL CIRCUITO DO ESTORIL 2020

## Free practice 1

## Sector Analysis


\_ Invalidated Lap

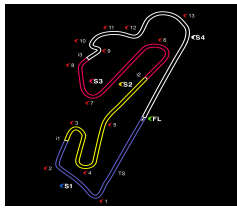
■ Personal Best

■ Session Best

B Crossing the pit lane

Lap	Time	Sector 1	Sector 2	Sector 3	Sector 4	T.Sp'd	Lap	Time	Sector 1	Sector 2	Sector 3	Sector 4	T.Sp'd	
<b>3</b>	<b>MATEO PEDENEAU</b>						FRA	13	1:54.744	24.096	28.580	26.292	35.776	205.5
	MHP RACING - TECH SOLUTIO						HONDA	14	1:54.629	24.017	28.668	26.406	<b>35.538</b>	205.5
1	3:52.492	2:19.464	30.062	27.898	35.068		15	<b>1:54.359</b>	<b>23.993</b>	<b>28.428</b>	<b>26.203</b>	35.735	208.2	
2	1:52.498	23.009	27.717	26.435	35.337	214.3	16	2:11.999 B	25.042	29.448	27.857	49.652	208.2	
3	1:51.074	23.066	27.783	25.327	34.898	210.6	<b>7 FILIPPO FARIOLI</b>						ITA	
4	2:00.917 B	22.959	27.645	<b>25.062</b>	45.251	215.2	IKONO LAGLISSE ACADEMY						HONDA	
5	3:50.535	2:22.279	28.006	25.536	34.714		1	3:07.064	1:27.767	32.748	29.049	37.500		
6	2:01.113	23.210	29.904	29.592	38.407	213.5	2	1:53.218	23.938	27.981	25.900	35.399	208.2	
7	1:50.835	23.122	27.694	25.361	34.658	212.3	3	19:28.593	23.526	27.900	25.255	...	209.8	
8	1:52.196	23.044	27.691	26.122	35.339	212.3	4	1:51.628	23.392	28.076	25.623	34.537	209.8	
9	1:50.828	23.299	27.716	25.372	<b>34.441</b>	210.2	5	1:50.764	22.793	<b>27.624</b>	25.599	34.748	219.4	
10	2:05.754 B	25.726	28.854	26.329	44.845	214.7	6	1:50.956	22.967	27.679	25.515	34.795	216.4	
11	3:20.907	1:40.706	29.551	35.902	34.748		7	1:50.274	23.133	27.798	<b>25.040</b>	<b>34.303</b>	213.5	
12	1:51.057	23.219	27.821	25.224	34.793	213.9	8	1:50.671	22.979	27.761	25.139	34.792	218.1	
13	1:50.718	23.066	27.730	25.244	34.678	213.1	9	1:50.242	22.803	27.638	25.097	34.704	219.9	
14	1:50.568	22.977	<b>27.471</b>	25.579	34.541	215.2	10	1:50.258	22.783	27.797	25.329	34.349	217.3	
15	<b>1:50.288</b>	<b>22.839</b>	27.488	25.222	34.739	216.0	11	1:50.783	23.104	27.735	25.185	34.759	218.1	
16	1:50.960	23.068	27.814	25.292	34.786	212.3	12	<b>1:50.024</b>	<b>22.729</b>	27.699	25.190	34.406	216.4	
17	1:56.346	28.241	27.807	25.351	34.947	212.7	<b>10 ADRIÁN CRUCES</b>						SPA	
18	1:51.519	23.132	27.659	25.538	35.190	213.5	CUNA DE CAMPEONES						HONDA	
19	1:56.326	27.686	28.294	25.422	34.924	216.4	1	2:49.837	1:19.033	29.011	26.377	35.416		
<b>4 MILAN PAWELEC</b>							POL	2	1:51.387	23.343	27.738	25.314	34.992	209.8
WÓJCIK RACING JUNI							HONDA	3	1:50.617	22.984	27.589	25.219	34.825	211.8
1	2:54.190	1:19.473	30.239	27.871	36.607		4	1:50.532	22.959	27.803	25.090	34.680	216.0	
2	1:55.883	24.257	28.791	27.061	35.774	216.4	5	1:53.344	<b>22.685</b>	27.598	26.126	36.935	215.2	
3	1:54.313	23.831	28.422	26.421	35.639	217.7	6	<b>1:49.950</b>	23.043	<b>27.467</b>	25.076	<b>34.364</b>	211.4	
4	1:54.101	23.636	28.427	26.624	35.414	219.9	7	1:50.349	22.787	27.627	25.060	34.875	216.9	
5	1:53.811	23.657	28.347	26.263	35.544	219.4	8	2:03.778 B	23.699	28.324	25.721	46.034	211.8	
6	1:54.133	23.555	28.435	26.899	35.244	220.3	9	10:06.387	8:37.485	28.480	25.489	34.933		
7	1:52.991	23.452	28.121	26.236	35.182	223.4	10	1:50.276	23.017	27.691	25.058	34.510	210.6	
8	1:54.099	24.321	28.545	26.066	35.167	220.8	11	1:50.238	22.894	27.646	25.038	34.660	211.8	
9	2:08.137 B	24.039	29.390	27.448	47.260	209.4	12	1:50.300	23.017	27.534	<b>24.970</b>	34.779	209.8	
10	2:39.565	1:08.370	28.351	27.272	35.572		13	1:50.041	22.883	27.605	25.066	34.487	210.6	
11	1:52.869	23.696	27.948	26.015	35.210	214.3	14	1:50.037	22.750	27.494	25.304	34.489	211.8	
12	1:54.302	23.777	28.338	26.573	35.614	218.6	15	2:04.864 B	22.768	27.572	26.724	47.800	213.9	
13	2:11.654 B	26.515	29.268	28.214	47.657	212.3	16	2:08.308	39.925	27.641	25.642	35.100		
14	2:13.601	43.610	28.345	26.343	35.303		17	1:51.052	23.112	27.674	25.550	34.716	215.2	
15	1:53.884	23.517	28.044	26.679	35.644	218.6	<b>11 AMAURY MIZERA</b>						FRA	
16	<b>1:51.742</b>	23.287	<b>27.840</b>	<b>25.935</b>	<b>34.680</b>	221.2	MHP RACING - TECH SOLUTIONS						HONDA	
17	2:07.424 B	<b>23.236</b>	29.089	27.982	47.117	219.4	1	3:19.887	1:44.530	29.382	28.876	37.099		
<b>5 OLEG PAWELEC</b>							POL	2	1:54.189	24.071	28.298	26.464	35.356	208.6
WÓJCIK RACING JUNI							HONDA	3	1:52.937	23.374	<b>27.787</b>	26.152	35.624	220.8
1	3:05.037	1:27.803	31.055	28.532	37.647		4	1:52.770	<b>23.232</b>	27.849	26.108	35.581	220.3	
2	1:58.799	25.349	29.714	27.307	36.429	198.8	5	1:53.117	23.494	27.997	26.336	35.290	219.4	
3	1:57.949	24.499	29.585	27.509	36.356	207.5	6	1:52.914	23.426	27.955	26.113	35.420	222.1	
4	1:58.214	24.697	28.962	28.142	36.413	210.2	7	2:07.609 B	24.111	29.136	27.823	46.539	211.8	
5	1:55.797	24.154	28.927	26.801	35.915	211.4	8	5:39.639	4:08.722	29.039	26.494	35.384		
6	1:55.443	24.108	28.847	26.786	35.702	209.8	9	1:53.639	23.602	28.336	26.485	35.216	220.3	
7	1:55.144	24.038	28.752	26.466	35.888	209.0	10	1:52.920	23.527	28.052	26.212	35.129	219.0	
8	1:54.630	24.002	28.535	26.350	35.743	206.7	11	1:52.881	23.520	28.110	26.197	35.054	220.3	
9	1:54.979	24.009	28.648	26.251	36.071	208.2	12	1:52.919	23.514	28.076	26.114	35.215	214.3	
10	1:55.266	24.201	28.745	26.528	35.792	204.8	13	1:57.579	24.722	28.938	28.466	35.453	199.2	
11	1:56.555	24.777	28.990	27.051	35.737	203.6	14	<b>1:52.321</b>	23.603	27.952	<b>25.726</b>	<b>35.040</b>	210.2	
12	1:54.911	24.250	28.556	26.301	35.804	207.5	15	2:08.264 B	24.256	29.124	28.105	46.779	213.9	





# Hawkers ETC

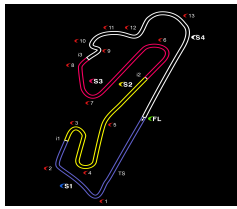
## FIM CEV REPSOL CIRCUITO DO ESTORIL 2020

### Free practice 1

### Sector Analysis

— Invalidated Lap    ■ Personal Best    ■ Session Best    B Crossing the pit lane

Lap	Time	Sector 1	Sector 2	Sector 3	Sector 4	T.Sp	Lap	Time	Sector 1	Sector 2	Sector 3	Sector 4	T.Sp		
16	5:06.189	3:34.862	29.043	26.685	35.599		12	1:59.990	31.511	28.139	25.369	34.971	208.6		
17	1:53.182	23.603	28.250	26.137	35.192	217.7	13	1:51.441	23.205	27.890	25.441	34.905	209.0		
<b>12</b>	<b>JACOB JOHN ROULSTONE</b> AUS							<b>21</b>	<b>DEAN BERTA VIÑALES</b> SPA						
	LEOPARD IMPALA JUNIOR TEAM HONDA								MVK DANI RIVAS TEAM HONDA						
1	2:24.666	49.392	29.269	28.150	37.855		1	2:16.889	43.405	29.664	27.958	35.862			
2	1:52.748	23.505	28.063	26.097	35.083	216.4	2	1:55.074	24.032	30.404	26.176	34.462	207.8		
3	1:52.319	23.468	28.071	26.043	34.737	216.0	3	1:50.665	23.196	<b>27.594</b>	25.421	34.454	215.2		
4	1:51.242	23.038	27.850	25.539	34.815	217.3	4	1:51.180	23.410	27.675	25.315	34.780	213.5		
5	1:52.607	23.316	28.050	26.182	35.059	220.3	5	1:50.462	23.111	27.666	25.312	34.373	216.4		
6	1:51.852	23.680	27.865	25.552	34.755	219.9	6	1:50.719	23.139	27.788	25.270	34.522	216.9		
7	2:14.214	24.141	32.144	29.146	48.783	216.9	7	<b>1:50.181</b>	<b>23.021</b>	27.615	<b>25.238</b>	<b>34.307</b>	217.7		
8	9:16.438	7:47.478	28.188	25.667	35.105		8	2:07.355	23.961	29.353	27.182	46.859	217.7		
9	2:02.523	23.180	28.047	25.620	45.676	214.3									
10	4:50.098	3:21.558	28.194	25.544	34.802		<b>24</b>	<b>GUILLEM PLANQUES</b> FRA							
11	1:51.249	23.014	27.759	25.502	34.974	219.9		LARRESPORT CARRÉ D'OR HONDA							
12	1:51.838	23.211	27.857	25.721	35.049	214.7	1	2:33.892	1:01.962	29.232	27.102	35.596			
13	1:50.925	23.224	27.819	25.368	<b>34.514</b>	214.3	2	1:51.788	23.216	<b>27.732</b>	25.908	34.932	218.1		
14	1:55.141	23.629	30.941	25.637	34.934	216.4	3	1:52.809	24.136	27.946	25.983	34.744	203.6		
15	1:50.840	23.057	<b>27.657</b>	25.354	34.772	217.7	4	1:52.172	23.358	27.769	26.081	34.964	218.1		
16	<b>1:50.606</b>	<b>22.887</b>	27.682	<b>25.326</b>	34.711	217.7	5	1:52.258	23.027	27.808	26.097	35.326	221.6		
							6	2:08.553	23.859	28.894	26.766	49.034	197.1		
<b>13</b>	<b>MARCO TAPIA</b> SPA							7	7:34.693	6:04.660	28.442	26.167	35.424		
	LEOPARD IMPALA JUNIOR TEA HONDA							8	1:52.624	23.220	28.264	25.986	35.154	218.1	
1	2:24.800	49.032	29.219	28.005	38.544		9	1:52.329	23.256	27.995	25.910	35.168	218.1		
2	1:50.280	23.103	27.757	25.237	34.183	217.3	10	1:52.493	23.211	28.057	25.929	35.296	217.7		
3	1:51.989	22.949	27.694	25.925	35.421	217.7	11	2:12.811	25.212	29.798	27.257	50.544	209.0		
4	1:54.768	23.034	31.819	25.704	34.211	217.3	12	5:45.894	4:13.078	30.980	26.768	35.068			
5	1:50.966	22.940	27.771	25.765	34.490	219.9	13	1:51.429	23.137	27.761	25.791	<b>34.740</b>	222.5		
6	1:50.594	23.105	27.778	25.190	34.521	213.9	14	1:51.372	<b>22.822</b>	27.851	<b>25.772</b>	34.927	223.0		
7	1:57.318	25.220	32.146	25.501	34.451	214.3	15	1:51.417	22.859	27.818	25.837	34.903	222.1		
8	2:04.805	22.974	28.541	26.055	47.235	217.7	16	<b>1:51.282</b>	22.887	27.740	25.794	34.861	221.6		
9	7:28.020	6:00.882	27.920	25.101	<b>34.117</b>										
10	1:49.976	<b>22.748</b>	<b>27.455</b>	25.005	34.768	214.3	<b>29</b>	<b>HARRISON VOIGHT</b> AUS							
11	<b>1:49.806</b>	22.778	27.480	25.097	34.451	217.3		SIC 58 SQUADRACORSE HONDA							
12	1:50.051	22.904	27.600	25.155	34.392	211.8	1	2:25.223	48.281	29.743	28.450	38.749			
13	1:49.987	22.882	27.663	25.115	34.327	212.3	2	1:59.075	23.415	27.960	31.744	35.956	216.4		
14	1:57.469	25.327	30.437	26.628	35.077	210.6	3	1:52.075	23.794	27.903	25.591	34.787	216.0		
15	1:55.569	22.961	28.001	25.793	38.814	212.7	4	1:50.853	22.999	27.354	25.415	35.085	216.4		
16	1:51.550	23.893	28.508	<b>24.981</b>	34.168	213.1	5	1:51.267	23.659	27.845	25.101	34.662	216.4		
17	1:50.274	22.811	27.686	25.001	34.776	217.3	6	1:51.180	22.836	27.706	25.472	35.166	220.8		
18	1:50.414	22.870	27.764	25.179	34.601	219.0	7	1:50.627	22.910	<b>27.317</b>	25.395	35.005	218.6		
19	1:52.017	23.121	28.561	25.497	34.838	211.8	8	1:54.882	25.235	27.850	25.993	35.804	214.3		
							9	1:51.048	23.254	27.586	25.328	34.880	213.5		
<b>17</b>	<b>TORIN COLLINS</b> CAN							10	2:08.860	24.836	29.294	31.031	43.699	214.3	
	REALE AVINTIA MTA JUNIOR HONDA							11	8:50.479	7:22.992	27.759	25.152	34.576		
1	2:06.095	36.051	28.747	26.001	35.296		12	1:50.196	22.859	27.456	25.192	34.689	215.6		
2	1:51.834	23.440	28.127	25.408	34.859	208.6	13	1:50.326	23.041	27.412	25.432	34.441	215.6		
3	1:51.297	23.289	27.896	25.449	34.663	210.2	14	<b>1:49.887</b>	22.876	27.406	25.309	34.296	217.7		
4	1:52.592	23.537	28.638	25.578	34.839	211.4	15	1:50.145	22.989	27.977	<b>24.904</b>	<b>34.275</b>	217.3		
5	<b>1:51.035</b>	<b>23.092</b>	<b>27.875</b>	25.452	<b>34.616</b>	208.6	16	1:50.326	<b>22.598</b>	27.791	25.204	34.733	218.6		
6	18:27.886	23.227	...	25.783	34.998	209.4	17	1:50.152	22.923	27.521	25.135	34.573	216.0		
7	1:51.427	23.344	27.964	25.371	34.748	210.6	18	1:50.234	22.915	27.573	25.064	34.682	215.6		
8	1:51.281	23.309	28.023	<b>25.250</b>	34.699	209.0									
9	1:51.324	23.116	28.001	25.421	34.786	209.8	<b>30</b>	<b>COLLIN VEIJER</b> NED							
10	1:51.447	23.100	28.026	25.373	34.948	209.0		APEX - CARDOSO RACING HONDA							
11	1:51.867	23.830	27.993	25.285	34.759	207.8	1	2:52.554	1:18.176	31.130	27.092	36.156			



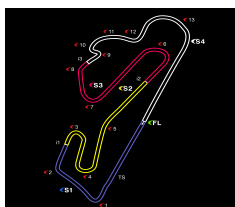
# Hawkers ETC FIM CEV REPSOL CIRCUITO DO ESTORIL 2020

## Free practice 1

### Sector Analysis

— Invalidated Lap   ■ Personal Best   ■ Session Best   B Crossing the pit lane

Lap	Time	Sector 1	Sector 2	Sector 3	Sector 4	T.Spd	Lap	Time	Sector 1	Sector 2	Sector 3	Sector 4	T.Spd
2	1:54.717	23.899	29.057	26.225	35.536	210.2	14	1:49.272	22.774	27.411	24.924	34.163	214.3
3	1:53.980	23.642	28.931	25.786	35.621	209.4	15	1:50.001	23.135	27.609	24.956	34.301	215.2
4	1:54.362	23.689	28.996	26.100	35.577	208.2	16	1:49.926	23.090	27.559	25.181	34.096	216.4
5	1:54.968	23.426	29.336	26.331	35.875	209.8	<b>39</b> BARTHOLOMÉ PERRIN FRA						
6	1:55.310	23.930	29.484	26.544	35.352	207.1	EQUIPE DE FRANCE GP HONDA						
7	1:54.323	23.459	28.833	26.339	35.692	211.8	1	3:46.085	2:13.275	29.462	26.822	36.526	
8	1:55.154	23.866	29.692	26.150	35.446	207.8	2	1:54.449	23.858	28.766	26.022	35.803	206.3
9	1:56.327	23.685	30.311	26.170	36.161	210.6	3	1:53.527	23.231	28.505	25.726	36.065	208.6
10	1:51.952	23.550	28.181	25.468	34.753	207.5	4	1:53.008	23.457	28.321	25.668	35.562	205.5
11	1:50.809	23.175	27.886	25.146	34.602	209.4	5	1:53.651	23.517	28.525	25.854	35.755	206.3
12	1:50.795	23.062	27.952	25.146	34.635	210.2	6	1:53.727	23.498	28.467	25.901	35.861	204.8
13	1:50.475	22.868	27.999	25.003	34.605	209.4	7	1:53.232	23.431	28.388	25.758	35.655	203.6
14	1:50.589	22.820	27.896	25.303	34.570	211.8	8	2:07.447 B	24.406	28.906	26.670	47.465	202.9
15	1:49.786	22.899	27.704	24.916	34.267	211.4	9	8:51.434	7:21.869	28.727	25.725	35.113	
16	1:50.374	22.815	27.480	25.471	34.608	214.3	10	1:51.838	23.121	27.978	25.574	35.165	212.7
17	1:49.888	22.860	27.721	24.907	34.400	213.1	11	1:52.580	23.454	28.130	25.519	35.477	207.1
18	1:49.677	22.854	27.595	24.873	34.355	213.9	12	1:52.497	23.436	28.315	25.525	35.221	204.0
19	1:49.431	22.663	27.581	24.973	34.214	215.2	13	1:52.623	23.514	28.355	25.590	35.164	207.1
20	1:49.430	22.704	27.521	25.028	34.177	215.2	14	1:54.227	23.328	28.974	26.273	35.652	204.4
21	1:49.410	22.670	27.528	24.957	34.255	216.0	15	1:52.947	23.463	28.312	25.650	35.522	202.9
<b>36</b> SHARUL EZWAN SHARIL MAL							<b>44</b> HUGO MILLÁN SPA						
LIQUI MOLY INTACT SIC JUN HONDA							CUNA DE CAMPEONES HONDA						
1	2:37.041	1:05.291	29.030	26.874	35.846		1	3:47.600	2:00.548	35.470	32.088	39.494	
2	1:52.497	23.155	27.830	26.076	35.436	220.3	2	2:14.636 B	25.718	29.418	27.627	51.873	180.3
3	1:51.959	23.269	27.736	25.919	35.035	219.9	<b>48</b> IVÁN ORTOLÁ SPA						
4	1:51.495	23.009	27.716	25.746	35.024	221.2	OPENBANK ASPAR TEAM HONDA						
5	1:51.119	22.998	27.687	25.665	34.769	221.6	1	4:23.618	2:41.914	34.502	28.945	38.257	
6	2:05.855 B	22.916	28.260	26.203	48.476	221.6	2	2:01.668	25.131	31.218	28.070	37.249	200.7
7	6:22.836 B						3	1:59.508	24.996	29.672	27.735	37.105	196.0
8	2:28.312	58.601	28.119	26.193	35.399		4	1:57.087	24.327	29.115	26.951	36.694	202.1
9	1:51.614	23.332	27.703	25.631	34.948	217.7	5	1:57.679	24.150	29.146	27.528	36.855	202.9
10	2:09.948	27.867	34.294	32.810	34.977	208.6	6	1:57.600	24.514	29.286	27.096	36.704	202.5
11	1:51.338	22.920	27.671	26.071	34.676	222.1	7	1:55.910	24.350	29.086	26.195	36.279	200.3
12	1:50.716	22.829	27.488	25.304	35.095	221.2	8	1:57.761	24.274	29.329	27.390	36.768	205.9
13	2:05.938 B	22.810	27.577	26.234	49.317	219.4	9	1:56.063	24.383	28.733	26.666	36.281	204.4
14	2:19.735 B						10	1:59.724 B	23.528	28.081	25.663	42.452	209.0
15	3:04.046	1:18.621	32.858	33.231	39.336		11	8:51.443	7:21.702	29.017	25.704	35.020	
16	1:53.596	23.219	28.050	26.780	35.547	216.4	12	1:49.537	22.823	27.472	24.927	34.315	212.3
17	1:50.764	23.231	27.438	25.503	34.592	220.3	13	1:50.909	23.037	27.770	25.109	34.993	214.7
18	1:50.939	22.772	27.883	25.443	34.841	223.4	14	1:49.242	22.682	27.509	24.867	34.184	214.3
<b>38</b> JUAN RODRÍGUE SPA							<b>49</b> JULIO GARCÍA SPA						
CUNA CAMPEONES HONDA							JEREZ ANDALUCIA MOTOR TAL HONDA						
1	2:32.732	1:02.251	28.663	26.428	35.390		1	3:31.755 B	1:41.998	30.678	26.525	52.554	
2	1:52.036	23.377	28.004	25.430	35.225	208.6	2	17:25.708	...	27.969	25.423	34.527	
3	1:51.262	23.545	27.621	25.455	34.641	223.0	3	1:50.176	23.104	27.576	24.961	34.535	216.4
4	1:49.672	22.800	27.319	25.135	34.418	217.7	4	1:49.878	22.931	27.575	25.011	34.361	212.7
5	1:50.319	22.834	27.707	25.266	34.512	217.3	5	1:49.365	22.695	27.487	24.944	34.239	216.0
6	2:02.917 B	23.136	28.319	25.649	45.813	219.0	6	2:03.470 B	22.616	27.636	25.461	47.757	220.8
7	5:16.091	3:47.493	28.113	25.433	35.052		7	4:57.837	3:30.440	28.014	25.054	34.329	
8	1:50.824	23.136	27.781	25.251	34.656	216.0	8	1:48.822	22.604	27.321	24.855	34.042	216.9
9	1:50.360	22.994	27.690	25.172	34.504	213.1							
10	2:03.491 B	25.735	27.736	25.257	44.763	213.5							
11	8:31.550	6:57.465	32.568	27.101	34.416								
12	1:49.702	22.866	27.370	25.368	34.098	217.3							
13	1:50.221	23.072	27.763	25.062	34.324	221.2							



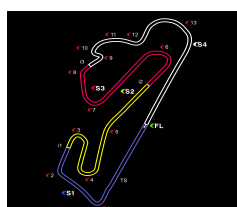
# Hawkers ETC FIM CEV REPSOL CIRCUITO DO ESTORIL 2020 Free practice 1

## Sector Analysis

— Invalidated Lap    ■ Personal Best    ■ Session Best    B Crossing the pit lane

Lap	Time	Sector 1	Sector 2	Sector 3	Sector 4	T.Sp'd	Lap	Time	Sector 1	Sector 2	Sector 3	Sector 4	T.Sp'd	
9	2:04.489B	22.698	28.625	25.987	47.179	217.3	<b>58</b> MATEUSZ PASIUK WÓJCİK RACING JUNI POL HONDA	1	2:58.503	1:18.958	31.958	29.543	38.044	
10	2:12.834	44.987	28.194	25.210	34.443	2		2:01.897	25.621	29.785	29.317	37.174	207.8	
11	1:49.937	<b>22.581</b>	27.629	25.025	34.702	217.3		3	2:08.978B	25.006	29.656	27.327	46.989	205.5
<b>51</b> ANGELO TAGLIARINI FM MOTORSPORT ITA HONDA								4	2:43.536	1:09.690	29.517	27.495	36.834	
1	2:26.535	46.734	31.445	30.187	38.169			5	1:57.508	24.887	28.889	27.291	36.441	207.1
2	1:58.507	24.850	29.392	27.414	36.851	202.9		6	1:56.121	24.085	28.586	27.229	36.221	215.2
3	1:57.663	24.714	29.260	27.327	36.362	204.0		7	1:55.740	24.254	28.571	26.943	35.972	209.8
4	1:56.901	24.402	28.902	27.066	36.531	207.8		8	1:56.467	24.580	28.799	26.730	36.358	209.0
5	1:56.851	24.423	28.943	26.943	36.542	201.0		9	1:55.361	24.355	28.599	26.474	35.933	206.3
6	1:55.957	24.187	28.893	26.779	36.098	209.4		10	1:55.757	24.308	28.556	26.755	36.138	207.5
7	1:56.381	24.196	29.140	27.046	<b>35.999</b>	207.8		11	1:55.641	24.548	28.472	26.548	36.073	205.1
8	<b>1:55.724</b>	<b>24.134</b>	<b>28.781</b>	<b>26.690</b>	36.119	207.1		12	1:54.917	24.318	28.450	26.399	35.750	204.4
9	1:56.730	24.421	29.123	26.810	36.376	205.1		13	1:54.925	24.241	28.596	26.486	35.602	208.6
10	2:08.841B	25.250	29.977	28.440	45.174	204.4		14	1:54.364	24.124	28.384	26.251	35.605	209.0
<b>54</b> ALBERTO FERRÁNDEZ CUNA DE CAMPEONES SPA HONDA								15	1:58.025	24.490	29.964	27.604	35.967	207.1
1	2:51.015	1:20.935	28.772	26.199	35.109			16	<b>1:53.656</b>	<b>23.854</b>	<b>28.368</b>	<b>25.931</b>	<b>35.503</b>	213.1
2	1:50.797	23.198	27.647	25.422	34.530	216.9		17	2:06.346B	24.344	29.190	27.207	45.605	208.6
3	1:49.977	22.986	27.362	25.272	34.357	218.6		18	3:00.157	1:23.699	30.116	28.648	37.694	
4	1:52.585	22.919	28.463	25.753	35.450	217.7		19	1:56.338	24.398	28.422	27.014	36.504	205.5
5	1:50.449	22.930	27.560	25.252	34.707	218.1	<b>62</b> BLAI TRIAS ART BOX SPA HONDA							
6	1:50.422	22.996	27.609	25.358	34.459	216.4	1	30:11.385	...	28.759	25.848	35.272		
7	1:51.634	23.856	27.699	25.397	34.682	215.2	2	1:51.348	23.134	<b>27.851</b>	25.745	<b>34.618</b>	216.4	
8	2:03.846B	23.061	27.819	25.633	47.333	216.9	3	1:51.644	23.177	28.041	25.391	35.035	214.7	
9	8:12.028	6:43.206	28.397	25.967	34.458		4	<b>1:51.272</b>	23.212	27.902	<b>25.351</b>	34.807	214.7	
10	1:49.565	22.842	27.404	25.071	34.248	215.2	5	1:52.250	<b>23.022</b>	28.085	25.964	35.179	214.3	
11	1:49.493	22.749	27.401	25.329	34.014	216.0	6	1:51.991	23.411	27.905	25.703	34.972	207.8	
12	1:49.254	22.816	27.369	24.947	34.122	219.0	7	1:51.419	23.077	27.908	25.519	34.915	213.5	
13	1:49.061	22.817	27.335	<b>24.844</b>	34.065	215.2	<b>66</b> PHILLIP TONN LIQUI MOLY INTACTGP SIC GER HONDA							
14	1:50.279	22.699	27.353	26.157	34.070	216.0	1	2:59.056	1:26.157	29.934	26.858	36.107		
15	1:49.151	<b>22.545</b>	27.377	24.903	34.326	216.0	2	1:54.358	24.401	28.590	26.070	35.297	204.8	
16	1:49.255	22.690	27.318	25.037	34.210	213.9	3	1:53.085	23.758	28.196	25.876	35.255	213.5	
17	1:52.552	25.523	27.567	25.224	34.238	214.3	4	1:53.033	23.595	28.136	25.959	35.343	216.0	
18	<b>1:48.671</b>	22.604	<b>27.106</b>	24.986	<b>33.975</b>	220.3	5	1:53.147	23.623	28.208	25.871	35.445	215.2	
<b>55</b> NOAH DETTWILER REALE AVINTIA MTA JUNIOR SWI HONDA							6	1:52.822	23.457	28.204	25.960	35.201	216.9	
1	2:32.748	1:02.072	28.822	26.294	35.560		7	1:52.332	23.548	28.087	25.681	35.016	213.1	
2	1:51.884	23.228	28.021	25.478	35.157	213.5	8	2:08.383B	23.730	28.221	25.924	50.508	213.5	
3	1:51.971	23.253	27.864	25.396	35.458	218.1	9	4:45.741B						
4	1:50.810	23.091	27.777	25.360	34.582	219.9	10	2:47.004	1:17.248	28.397	25.959	35.400		
5	1:50.640	<b>22.650</b>	27.793	25.384	34.813	219.0	11	1:52.457	23.767	28.129	25.598	34.963	214.3	
6	1:50.999	23.068	27.789	25.378	34.764	215.2	12	1:52.072	23.300	28.112	25.529	35.131	214.3	
7	1:57.193B	22.980	27.881	25.598	40.734	219.4	13	1:51.952	23.290	27.893	25.766	35.003	216.0	
8	9:38.720	8:08.844	28.438	25.952	35.486		14	1:52.277	23.370	27.975	25.747	35.185	214.7	
9	1:51.432	23.236	27.978	25.334	34.884	211.4	15	1:52.511	23.316	27.766	26.286	35.143	214.3	
10	1:50.781	22.900	27.815	25.278	34.788	214.7	16	1:52.171	23.683	28.276	25.454	<b>34.758</b>	207.1	
11	1:50.522	22.827	27.763	25.255	34.677	215.2	17	1:51.344	23.284	<b>27.684</b>	25.419	34.957	215.6	
12	1:50.489	22.926	27.757	25.263	34.543	213.9	18	<b>1:51.172</b>	<b>23.070</b>	27.926	<b>25.381</b>	34.795	215.6	
13	1:55.053B	22.814	<b>27.613</b>	25.598	39.028	213.9	19	1:51.682	23.348	27.908	25.391	35.035	216.4	
14	3:43.100	2:14.009	28.235	25.663	35.193		<b>69</b> MARCOS RUDA LAGLISSE ACADEMY SPA HONDA							
15	1:50.096	22.936	27.826	<b>25.125</b>	<b>34.209</b>	213.1								
16	<b>1:50.062</b>	22.704	27.627	25.399	34.332	219.9								





# Hawkers ETC FIM CEV REPSOL CIRCUITO DO ESTORIL 2020

## Free practice 1

## Sector Analysis

\_ Invalidated Lap    
 ■ Personal Best    
 ■ Session Best    
 **B** Crossing the pit lane

Lap	Time	Sector 1	Sector 2	Sector 3	Sector 4	T.Spd	Lap	Time	Sector 1	Sector 2	Sector 3	Sector 4	T.Spd
1	3:19.656	1:42.451	30.885	29.205	37.115		2	1:57.665	23.946	30.972	26.963	35.784	212.7
2	1:54.440	24.888	27.827	26.439	35.286	216.4	3	1:52.321	23.167	27.970	25.932	35.252	219.9
3	1:50.473	22.936	27.569	25.198	34.770	219.9	4	1:51.106	23.146	27.799	25.376	34.785	218.1
4	1:49.972	22.997	27.636	25.218	34.121	217.7	5	1:55.780	23.447	27.835	26.041	38.457	219.0
5	1:50.264	22.888	27.771	25.165	34.440	220.3	6	1:54.854	24.731	29.931	25.780	34.412	206.3
6	2:05.048	<b>B</b> 24.524	28.932	25.914	45.678	216.4	7	2:00.707	<b>B</b> 23.178	27.939	25.477	44.113	217.3
7	11:40.382	...	31.191	29.246	36.594		8	14:36.851	...	28.074	25.350	34.433	
8	1:49.669	22.823	<b>27.296</b>	25.251	34.299	219.0	9	1:49.876	22.682	27.422	25.287	34.485	218.1
9	1:49.613	22.843	27.315	25.152	34.303	218.1	10	1:50.012	22.722	27.455	25.331	34.504	219.4
10	1:54.005	27.221	27.484	25.175	34.125	218.6	11	1:49.968	22.840	27.506	<b>25.214</b>	34.408	220.8
11	<b>1:49.608</b>	23.094	27.381	<b>25.114</b>	<b>34.019</b>	221.2	12	1:50.734	22.901	28.354	25.254	34.225	219.0
12	1:49.960	22.779	27.349	25.321	34.511	220.3	13	1:49.795	<b>22.623</b>	27.354	25.546	34.272	220.3
13	2:07.837	<b>B</b> <b>22.710</b>	27.492	29.163	48.472	219.0	14	1:50.544	22.952	27.737	25.423	34.432	219.9
							15	<b>1:49.760</b>	22.830	<b>27.311</b>	25.416	<b>34.203</b>	219.0

**70**

TYLER SCOTT

USA

ESTRELLA GALICIA 0,0 TT

HONDA

1	2:18.441	44.650	29.479	27.376	36.936	
2	1:55.297	24.181	28.662	26.581	35.873	210.2
3	1:53.686	23.794	28.657	26.079	35.156	210.2
4	1:52.951	23.444	28.148	26.107	35.252	213.5
5	2:06.169	<b>B</b> 23.672	28.476	26.616	47.405	208.2
6	6:26.808	4:56.233	28.557	26.135	35.883	
7	1:54.087	23.874	28.414	26.127	35.672	208.2
8	1:52.953	23.604	28.166	25.851	35.332	206.3
9	1:52.919	23.472	28.280	25.900	35.267	207.1
10	1:52.811	23.561	28.184	25.752	35.314	207.8
11	1:52.383	23.467	28.053	25.719	35.144	204.0
12	1:52.463	23.392	28.205	25.833	35.033	204.4
13	2:04.379	<b>B</b> 23.789	28.319	26.436	45.835	210.2
14	8:49.155	7:18.930	28.797	25.809	35.619	
15	<b>1:51.815</b>	<b>23.371</b>	<b>28.017</b>	<b>25.501</b>	<b>34.926</b>	210.2

**72**

ÓSCAR ALMONACIL

SPA

H43TEAM NOBBY TALASUR-BLU

HONDA

1	3:03.777	<b>B</b> 1:13.683	33.432	31.704	44.958	
2	3:12.887	1:33.657	32.295	30.099	36.836	
3	2:00.795	25.015	29.735	28.883	37.162	207.8
4	2:01.907	25.101	31.649	28.152	37.005	200.7
5	1:54.365	23.829	28.749	25.983	35.804	206.7
6	1:53.601	23.581	28.424	26.122	35.474	208.6
7	2:02.533	<b>B</b> 23.536	28.845	26.262	43.890	206.3
8	7:46.018	6:15.411	29.173	25.954	35.480	
9	1:52.048	23.415	<b>28.181</b>	<b>25.440</b>	35.012	204.0
10	<b>1:51.890</b>	<b>23.264</b>	28.186	25.596	<b>34.844</b>	207.8

**74**

DAIJIRO SAKO

JPN

CUNA DE CAMPEONES

HONDA

1	2:25.738	52.049	29.564	27.026	37.099	
2	1:51.999	23.362	28.352	25.709	34.576	216.9
3	1:53.249	23.379	28.345	27.018	34.507	221.6
4	<b>1:50.175</b>	22.763	27.718	25.301	<b>34.393</b>	218.6
5	1:58.153	23.849	30.498	27.291	36.515	224.4
6	17:28.082	<b>B</b> <b>22.738</b>	<b>27.605</b>	<b>25.265</b>	...	218.6

**77**

MATTIA VOLPI

ITA

SIC58 SQUADRA CORSE

HONDA

1	2:16.798	43.104	29.846	27.702	36.146	
---	----------	--------	--------	--------	--------	--

**78**

DAMIAN JIGALOV

USA

LIQUI MOLY INTACT SIC JUN

HONDA

1	2:34.067	1:01.168	29.570	27.368	35.961	
2	1:55.705	23.951	28.579	26.817	36.358	215.2
3	1:55.054	23.624	28.548	26.896	35.986	216.0
4	1:54.964	23.734	28.651	26.758	35.821	213.1
5	1:55.943	23.654	28.914	27.018	36.357	215.2
6	2:07.965	<b>B</b> 24.107	30.372	27.560	45.926	209.8
7	10:44.303	9:09.941	30.214	27.595	36.553	
8	1:56.318	24.239	29.002	27.130	35.947	208.2
9	1:55.329	23.745	28.716	26.710	36.158	213.9
10	1:55.030	24.024	28.669	26.423	35.914	209.8
11	1:54.965	23.741	28.587	26.628	36.009	210.2
12	1:55.113	23.719	28.632	26.990	35.772	210.2
13	1:54.595	23.651	28.655	26.449	35.840	209.0
14	<b>1:53.717</b>	23.452	<b>28.406</b>	<b>26.169</b>	<b>35.690</b>	211.4
15	1:54.191	<b>23.445</b>	28.592	26.453	35.701	211.0
16	2:08.271	<b>B</b> 24.023	30.180	28.881	45.187	215.2

**80**

DAVID ALONSO

COL

OPENBANK ASPAR TEAM

HONDA

1	3:20.597	1:41.194	31.809	29.121	38.473	
2	2:00.438	26.153	29.812	27.644	36.829	172.1
3	1:59.239	25.224	29.439	27.218	37.358	182.4
4	1:56.102	24.850	28.771	26.640	35.841	193.6
5	1:55.547	24.032	28.898	26.980	35.637	201.0
6	1:54.551	24.144	28.634	26.311	35.462	206.7
7	1:53.640	23.891	28.328	26.143	35.278	202.9
8	1:54.798	24.762	28.628	26.153	35.255	205.1
9	2:01.323	<b>B</b> 23.405	27.983	25.434	44.501	209.8
10	12:03.298	...	29.671	25.972	34.818	
11	1:48.260	22.598	27.251	24.802	<b>33.609</b>	218.6
12	1:51.693	23.564	28.196	25.233	34.700	223.4
13	1:48.226	22.379	27.214	24.738	33.895	222.1
14	1:48.148	<b>22.369</b>	<b>27.115</b>	24.907	33.757	219.0
15	<b>1:47.952</b>	22.440	27.132	<b>24.660</b>	33.720	220.8

**83**

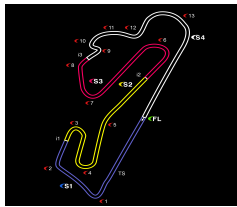
ALVARO CARPE

SPA

HAWKERS FI ARO TEAM

HONDA

1	3:08.954	1:31.619	30.383	30.481	36.471	
2	1:53.091	23.497	27.965	26.608	35.021	219.9
3	1:52.606	23.488	27.894	25.934	35.290	222.5



# Hawkers ETC

## FIM CEV REPSOL CIRCUITO DO ESTORIL 2020

### Free practice 1

### Sector Analysis

— Invalidated Lap   ■ Personal Best   ■ Session Best   B Crossing the pit lane

Lap	Time	Sector 1	Sector 2	Sector 3	Sector 4	T.Spd	Lap	Time	Sector 1	Sector 2	Sector 3	Sector 4	T.Spd
4	1:52.532	23.226	27.837	26.354	35.115	220.3	9	1:57.307	23.579	28.422	29.950	35.356	208.2
5	1:52.191	23.353	27.858	25.878	35.102	219.4	10	1:53.098	23.688	28.159	25.812	35.439	210.2
6	1:51.737	23.111	27.662	25.863	35.101	221.2	11	1:52.200	23.212	28.054	25.715	35.219	211.4
7	1:53.066	23.284	27.803	26.746	35.233	219.4	12	1:51.795	23.031	27.883	25.743	35.138	214.3
8	1:51.644	23.254	27.713	25.750	34.927	219.9	13	1:52.208	23.259	28.166	25.707	35.076	211.0
9	2:04.895 B	23.571	29.171	26.148	46.005	222.5	14	1:52.712	23.106	28.215	25.833	35.558	212.7
10	10:33.918	9:04.510	28.478	26.156	34.774		15	1:51.907	23.163	27.976	25.488	35.280	210.2
11	1:51.758	23.160	27.930	25.842	34.826	221.2	16	1:52.821	23.163	28.278	26.124	35.256	211.0
12	1:54.123	23.072	29.304	26.411	35.336	218.6	17	1:52.036	23.257	28.092	25.558	35.129	209.8
13	1:51.150	23.263	27.655	25.493	34.739	217.3	18	2:08.103 B	23.432	29.133	26.367	49.171	203.2
14	1:50.754	22.942	27.642	25.566	34.604	220.8							
15	1:50.885	23.011	27.595	25.588	34.691	220.3							
16	1:50.673	22.978	27.567	25.351	34.777	219.9							

84

ZONTA VD GOORBERGH

NED

TEAM SUPERB

HONDA

1	1:59.949	30.408	28.505	25.822	35.214	
2	1:50.287	22.984	27.320	25.181	34.802	216.0
3	1:50.049	22.938	27.467	25.085	34.559	218.1
4	1:49.216	22.609	27.384	24.866	34.357	216.4
5	1:49.084	22.611	27.286	25.031	34.156	216.4
6	1:57.111 B	22.456	27.567	24.836	42.252	219.4
7	11:20.389	9:52.600	27.893	25.250	34.646	
8	1:58.679	22.728	27.438	32.018	36.495	218.1
9	1:49.291	22.630	27.279	25.216	34.166	218.6
10	1:48.885	22.522	27.328	24.972	34.063	219.9
11	1:50.093	23.104	27.475	25.200	34.314	222.1
12	1:48.927	22.745	27.266	24.834	34.082	220.3
13	2:07.075	35.548	31.977	25.100	34.450	217.3
14	1:59.472 B	22.762	28.346	25.925	42.439	219.0

86

MARIO MAYOR

SPA

LEOPARD IMPALA JUNIOR TEA

HONDA

1	2:25.045	49.474	28.941	28.122	38.508	
2	1:52.379	23.305	28.012	26.165	34.897	213.5
3	1:52.287	23.331	28.078	25.909	34.969	216.9
4	1:51.672	23.423	28.016	25.888	34.345	210.2
5	1:51.912	23.294	28.016	25.908	34.694	218.6
6	1:52.122	23.173	27.855	26.011	35.083	217.7
7	2:12.593 B	24.049	32.352	27.409	48.783	212.7
8	9:17.210	7:48.784	28.106	25.484	34.836	
9	1:53.678	24.777	28.014	25.503	35.384	211.4
10	1:51.665	23.180	28.222	25.615	34.648	211.4
11	1:51.513	23.135	28.113	25.575	34.690	215.2
12	1:54.100	23.660	28.471	26.092	35.877	210.6
13	2:03.163 B	23.441	28.802	26.183	44.737	208.6

93

SERGIO BERNAL

SPA

JAMT

HONDA

1	2:25.930	50.561	30.268	27.735	37.366	
2	1:54.570	23.685	28.482	26.537	35.866	216.0
3	1:54.119	23.585	28.256	26.498	35.780	211.4
4	1:52.602	23.316	28.273	25.885	35.128	212.7
5	1:52.593	23.297	28.349	25.808	35.139	211.8
6	1:52.737	23.181	28.182	26.006	35.368	216.4
7	2:06.812 B	23.070	28.266	26.628	48.848	214.7
8	8:34.435	7:01.363	29.837	26.984	36.251	

95

MARCO MORELLI

SPA

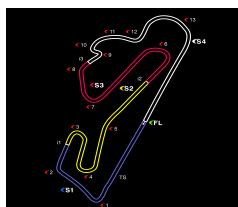
ESTRELLA GALICIA 0,0 TT

HONDA

1	2:20.307	46.985	29.712	27.139	36.471	
2	1:51.477	23.393	27.631	25.652	34.801	218.6
3	2:06.201	25.008	33.345	33.042	34.806	216.9
4	1:49.872	22.907	27.525	25.257	34.183	223.4
5	1:50.158	22.875	27.297	25.448	34.538	224.4
6	1:50.015	22.796	27.336	25.463	34.420	222.5
7	2:04.726 B	23.506	29.732	25.945	45.543	220.8
8	6:48.508	5:19.286	28.522	25.747	34.953	
9	1:51.088	22.972	27.640	25.759	34.717	215.6
10	1:57.485	27.964	27.635	26.118	35.768	219.0
11	1:56.721	29.016	27.754	25.485	34.466	221.2
12	1:49.514	22.761	27.360	25.082	34.311	221.2
13	1:49.396	22.731	27.307	25.059	34.299	220.3
14	1:49.337	22.661	27.285	24.942	34.449	221.2
15	1:49.143	22.651	27.336	25.109	34.047	220.8
16	2:00.650 B	22.602	27.228	25.107	45.713	222.5
17	2:42.508	1:13.272	29.115	25.384	34.737	
18	1:49.530	22.715	27.465	25.119	34.231	220.8







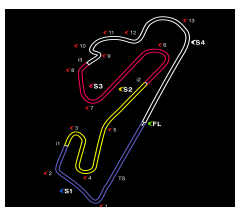
## Hawkers ETC

### FIM CEV REPSOL CIRCUITO DO ESTORIL 2020

#### Free practice 1

#### Best Top Speed

No Rider	Team	Class	Top 1		Top 2		Top 3		Top 4		Top 5		Avg	
			Kph	Lap	Kph	Lap	Kph	Lap	Kph	Lap	Kph	Lap		
74	DAIJIRO SAKO	CUNA DE CAMPEONES	ETC	224.4	5	221.6	3	218.6	4	218.6	6	216.9	2	220,0
95	MARCO MORELLI	ESTRELLA GALICIA 0,0 TT	ETC	224.4	5	223.4	4	222.5	6	222.5	16	221.2	12	222,8
4	MILAN PAWELEC	WÓJCIK RACING JUNI	ETC	223.4	7	221.2	16	220.8	8	220.3	6	219.9	4	221,1
36	SHARUL EZWAN SHARIL	LIQUI MOLY INTACT SIC JUN	ETC	223.4	18	222.1	11	221.6	6	221.6	5	221.2	12	222,0
80	DAVID ALONSO	OPENBANK ASPAR TEAM	ETC	223.4	12	222.1	13	220.8	15	219.0	14	218.6	11	220,8
24	GUILLEM PLANQUES	LARRESPORT CARRÉ D'OR	ETC	223.0	14	222.5	13	222.1	15	221.6	16	221.6	5	222,2
38	JUAN RODRÍGUE	CUNA CAMPEONES	ETC	223.0	3	221.2	13	219.0	6	217.7	4	217.3	12	219,6
48	IVÁN ORTOLÁ	OPENBANK ASPAR TEAM	ETC	223.0	16	214.7	13	214.3	14	213.5	15	212.3	12	215,6
83	ALVARO CARPE	HAWKERS FI ARO TEAM	ETC	222.5	9	222.5	3	221.2	6	221.2	11	220.8	14	221,6
11	AMAURY MIZERA	MHP RACING - TECH SOLUTIONS	ETC	222.1	6	220.8	3	220.3	9	220.3	11	220.3	4	220,8
84	ZONTA VD GOORBERGH	TEAM SUPERB	ETC	222.1	11	220.3	12	219.9	10	219.4	6	219.0	14	220,1
69	MARCOS RUDA	LAGLISSE ACADEMY	ETC	222.1	11	220.3	12	220.3	5	219.9	3	219.0	8	220,1
29	HARRISON VOIGHT	SIC 58 SQUADRACORSE	ETC	220.8	6	218.6	16	218.6	7	217.7	14	217.3	15	218,6
49	JULIO GARCÍA	JEREZ ANDALUCIA MOTOR TAL	ETC	220.8	6	217.3	9	217.3	11	216.9	8	216.4	3	217,7
77	MATTIA VOLPI	SIC58 SQUADRA CORSE	ETC	220.8	11	220.3	13	219.9	3	219.9	14	219.4	10	220,1
12	JACOB JOHN ROULSTONE	LEOPARD IMPALA JUNIOR TEAM	ETC	220.3	5	219.9	11	219.9	6	217.7	16	217.7	15	219,1
54	ALBERTO FERRÁNDEZ	CUNA DE CAMPEONES	ETC	220.3	18	219.0	12	218.6	3	218.1	5	217.7	4	218,7
7	FILIPPO FARIOLI	IKONO LAGLISSE ACADEMY	ETC	219.9	9	219.4	5	218.1	11	218.1	8	217.3	10	218,6
13	MARCO TAPIA	LEOPARD IMPALA JUNIOR TEA	ETC	219.9	5	219.0	18	217.7	8	217.7	3	217.3	2	218,3
55	NOAH DETTWILER	REALE AVINTIA MTA JUNIOR	ETC	219.9	16	219.9	4	219.4	7	219.0	5	218.1	3	219,3
86	MARIO MAYOR	LEOPARD IMPALA JUNIOR TEA	ETC	218.6	5	217.7	6	216.9	3	215.2	11	213.5	2	216,4
21	DEAN BERTA VIÑALES	MVK DANI RIVAS TEAM	ETC	217.7	7	217.7	8	216.9	6	216.4	5	215.2	3	216,8
10	ADRIÁN CRUCES	CUNA DE CAMPEONES	ETC	216.9	7	216.0	4	215.2	17	215.2	5	213.9	15	215,4
66	PHILLIP TONN	LIQUI MOLY INTACTGP SIC	ETC	216.9	6	216.4	19	216.0	13	216.0	4	215.6	17	216,2
3	MATEO PEDENEAU	MHP RACING - TECH SOLUTIO	ETC	216.4	19	216.0	15	215.2	14	215.2	4	214.7	10	215,5
62	BLAI TRIAS	ART BOX	ETC	216.4	2	214.7	3	214.7	4	214.3	5	213.5	7	214,7
93	SERGIO BERNAL	JAMT	ETC	216.4	6	216.0	2	214.7	7	214.3	12	212.7	4	214,8
30	COLLIN VEIJER	APEX - CARDOSO RACING	ETC	216.0	21	215.2	20	215.2	19	214.3	16	213.9	18	214,9
78	DAMIAN JIGALOV	LIQUI MOLY INTACT SIC JUN	ETC	216.0	3	215.2	16	215.2	2	215.2	5	213.9	9	215,1
58	MATEUSZ PASIUK	WÓJCIK RACING JUNI	ETC	215.2	6	213.1	16	209.8	7	209.0	14	209.0	8	211,2
70	TYLER SCOTT	ESTRELLA GALICIA 0,0 TT	ETC	213.5	4	210.2	15	210.2	2	210.2	3	210.2	13	210,9
39	BARTHOLOMÉ PERRIN	EQUIPE DE FRANCE GP	ETC	212.7	10	208.6	3	207.1	11	207.1	13	206.3	2	208,4
5	OLEG PAWELEC	WÓJCIK RACING JUNI	ETC	211.4	5	210.2	4	209.8	6	209.0	7	208.2	16	209,7
17	TORIN COLLINS	REALE AVINTIA MTA JUNIOR	ETC	211.4	4	210.6	7	210.2	3	209.8	9	209.4	6	210,3
51	ANGELO TAGLIARINI	FM MOTORSPORT	ETC	209.4	6	207.8	4	207.8	7	207.1	8	205.1	9	207,4
72	ÓSCAR ALMONACIL	H43TEAM NOBBY TALASUR-BLU	ETC	208.6	6	207.8	10	207.8	3	206.7	5	206.3	7	207,4
44	HUGO MILLÁN	CUNA DE CAMPEONES	ETC	180.3	2									180,3
2	MARCEAU LAPIERRE	MVK DANI RIVAS TALENT TEA	ETC											
18	ÁNGEL PIQUERAS	ESTRELLA GALICIA 0,0 TT	ETC											
27	ROMEO SANDOVAL	HAWKERS FI ARO TEAM	ETC											
61	ILAN PERON	MEDIASYSTEM TEAM	ETC											
75	JUSTIN ALBERT FOKKERT	TALENT TEAM	ETC											



# Hawkers ETC

## FIM CEV REPSOL CIRCUITO DO ESTORIL 2020

### Free practice 1

### List of competitors, riders and bikes allowed to take part

No Rider	Nat	Team	Bike	Class
2 MARCEAU LAPIERRE	FRA	MVK DANI RIVAS TALENT TEA	HONDA	ETC
3 MATEO PEDENEAU	FRA	MHP RACING - TECH SOLUTIO	HONDA	ETC
4 MILAN PAWELEC	POL	WÓJCIK RACING JUNI	HONDA	ETC
5 OLEG PAWELEC	POL	WÓJCIK RACING JUNI	HONDA	ETC
7 FILIPPO FARIOLI	ITA	IKONO LAGLISSE ACADEMY	HONDA	ETC
10 ADRIÁN CRUCES	SPA	CUNA DE CAMPEONES	HONDA	ETC
11 AMAURY MIZERA	FRA	MHP RACING - TECH SOLUTIONS	HONDA	ETC
12 JACOB JOHN ROULSTONE	AUS	LEOPARD IMPALA JUNIOR TEAM	HONDA	ETC
13 MARCO TAPIA	SPA	LEOPARD IMPALA JUNIOR TEA	HONDA	ETC
17 TORIN COLLINS	CAN	REALE AVINTIA MTA JUNIOR	HONDA	ETC
18 ÁNGEL PIQUERAS	SPA	ESTRELLA GALICIA 0,0 TT	HONDA	ETC
21 DEAN BERTA VIÑALES	SPA	MVK DANI RIVAS TEAM	HONDA	ETC
24 GUILLEM PLANQUES	FRA	LARRESPORT CARRÉ D'OR	HONDA	ETC
27 ROMEO SANDOVAL	SPA	HAWKERS FI ARO TEAM	HONDA	ETC
29 HARRISON VOIGHT	AUS	SIC 58 SQUADRACORSE	HONDA	ETC
30 COLLIN VEIJER	NED	APEX - CARDOSO RACING	HONDA	ETC
36 SHARUL EZWAN SHARIL	MAL	LIQUI MOLY INTACT SIC JUN	HONDA	ETC
38 JUAN RODRÍGUE	SPA	CUNA CAMPEONES	HONDA	ETC
39 BARTHOLOMÉ PERRIN	FRA	EQUIPE DE FRANCE GP	HONDA	ETC
44 HUGO MILLÁN	SPA	CUNA DE CAMPEONES	HONDA	ETC
48 IVÁN ORTOLÁ	SPA	OPENBANK ASPAR TEAM	HONDA	ETC
49 JULIO GARCÍA	SPA	JEREZ ANDALUCIA MOTOR TAL	HONDA	ETC
51 ANGELO TAGLIARINI	ITA	FM MOTORSPORT	HONDA	ETC
54 ALBERTO FERRÁNDEZ	SPA	CUNA DE CAMPEONES	HONDA	ETC
55 NOAH DETTWILER	SWI	REALE AVINTIA MTA JUNIOR	HONDA	ETC
58 MATEUSZ PASIUK	POL	WÓJCIK RACING JUNI	HONDA	ETC
61 ILAN PERON	FRA	MEDIASYSTEM TEAM	HONDA	ETC
62 BLAI TRIAS	SPA	ART BOX	HONDA	ETC
66 PHILLIP TONN	GER	LIQUI MOLY INTACTGP SIC	HONDA	ETC
69 MARCOS RUDA	SPA	LAGLISSE ACADEMY	HONDA	ETC
70 TYLER SCOTT	USA	ESTRELLA GALICIA 0,0 TT	HONDA	ETC
72 ÓSCAR ALMONACIL	SPA	H43TEAM NOBBY TALASUR-BLU	HONDA	ETC
74 DAIJIRO SAKO	JPN	CUNA DE CAMPEONES	HONDA	ETC
75 JUSTIN ALBERT FOKKERT	NED	TALENT TEAM	HONDA	ETC
77 MATTIA VOLPI	ITA	SIC58 SQUADRA CORSE	HONDA	ETC
78 DÁMIAN JIGALOV	USA	LIQUI MOLY INTACT SIC JUN	HONDA	ETC
80 DAVID ALONSO	COL	OPENBANK ASPAR TEAM	HONDA	ETC
83 ALVARO CARPE	SPA	HAWKERS FI ARO TEAM	HONDA	ETC
84 ZONTA VD GOORBERGH	NED	TEAM SUPERB	HONDA	ETC
86 MARIO MAYOR	SPA	LEOPARD IMPALA JUNIOR TEA	HONDA	ETC
93 SERGIO BERNAL	SPA	JAMT	HONDA	ETC
95 MARCO MORELLI	SPA	ESTRELLA GALICIA 0,0 TT	HONDA	ETC

42 Competitors

Published at: .....

Clerk of the Course:	Timekeeper:
----------------------	-------------

