

# Hawkers ETC FIM CEV REPSOL CIRCUITO DO ESTORIL 2020

## Free practice 2

### Classification

No	Rider	Nat	Team	Bike	Tires	Cl.	Time	Lap Total	Gap	Kph
1	18	ÁNGEL PIQUERAS	SPA	ESTRELLA GALICIA 0,0 TT	HONDA	DUNLOP ETC	1:48.527	4 19	-	138.7
2	80	DAVID ALONSO	COL	OPENBANK ASPAR TEAM	HONDA	DUNLOP ETC	1:48.842	4 8	+0.315	138.3
3	30	COLLIN VEIJER	NED	APEX - CARDOSO RACING	HONDA	DUNLOP ETC	1:48.913	19 19	+0.386	138.2
4	84	ZONTA VD GOORBERGH	NED	TEAM SUPERB	HONDA	DUNLOP ETC	1:48.944	5 14	+0.417	138.2
5	38	JUAN RODRÍGUE	SPA	CUNA CAMPEONES	HONDA	DUNLOP ETC	1:49.160	6 6	+0.633	137.9
6	54	ALBERTO FERRÁNDEZ	SPA	CUNA DE CAMPEONES	HONDA	DUNLOP ETC	1:49.267	2 2	+0.740	137.8
7	49	JULIO GARCÍA	SPA	JEREZ ANDALUCIA MOTOR TAL	HONDA	DUNLOP ETC	1:49.303	4 19	+0.776	137.7
8	74	DAIJIRO SAKO	JPN	CUNA DE CAMPEONES	HONDA	DUNLOP ETC	1:49.349	13 16	+0.822	137.7
9	69	MARCOS RUDA	SPA	LAGLISSE ACADEMY	HONDA	DUNLOP ETC	1:49.351	13 15	+0.824	137.7
10	83	ALVARO CARPE	SPA	HAWKERS FI ARO TEAM	HONDA	DUNLOP ETC	1:49.381	15 17	+0.854	137.6
11	7	FILIPPO FARIOLI	ITA	IKONO LAGLISSE ACADEMY	HONDA	DUNLOP ETC	1:49.437	12 17	+0.910	137.6
12	10	ADRIÁN CRUCES	SPA	CUNA DE CAMPEONES	HONDA	DUNLOP ETC	1:49.502	11 16	+0.975	137.5
13	77	MATTIA VOLPI	ITA	SIC58 SQUADRA CORSE	HONDA	DUNLOP ETC	1:49.519	12 16	+0.992	137.5
14	95	MARCO MORELLI	SPA	ESTRELLA GALICIA 0,0 TT	HONDA	DUNLOP ETC	1:49.602	2 18	+1.075	137.4
15	29	HARRISON VOIGHT	AUS	SIC 58 SQUADRACORSE	HONDA	DUNLOP ETC	1:49.694	6 16	+1.167	137.2
16	48	IVÁN ORTOLÁ	SPA	OPENBANK ASPAR TEAM	HONDA	DUNLOP ETC	1:49.695	8 14	+1.168	137.2
17	36	SHARUL EZWAN SHARIL	MAL	LIQUI MOLY INTACT SIC JUN	HONDA	DUNLOP ETC	1:49.934	14 15	+1.407	136.9
18	13	MARCO TAPIA	SPA	LEOPARD IMPALA JUNIOR TEA	HONDA	DUNLOP ETC	1:50.090	12 16	+1.563	136.8
19	12	JACOB JOHN ROULSTONE	AUS	LEOPARD IMPALA JUNIOR TEAM	HONDA	DUNLOP ETC	1:50.505	14 15	+1.978	136.2
20	21	DEAN BERTA VIÑALES	SPA	MVK DANI RIVAS TEAM	HONDA	DUNLOP ETC	1:50.731	2 4	+2.204	136.0
21	72	ÓSCAR ALMONACIL	SPA	H43TEAM NOBBY TALASUR-BLU	HONDA	DUNLOP ETC	1:50.733	12 14	+2.206	136.0
22	75	JUSTIN ALBERT FOKKERT	NED	TALENT TEAM	HONDA	DUNLOP ETC	1:51.059	15 15	+2.532	135.6
23	3	MATEO PEDENEAU	FRA	MHP RACING - TECH SOLUTIO	HONDA	DUNLOP ETC	1:51.277	3 15	+2.750	135.3
24	24	GUILLEM PLANQUES	FRA	LARRESPORT CARRÉ D'OR	HONDA	DUNLOP ETC	1:51.428	5 15	+2.901	135.1
25	86	MARIO MAYOR	SPA	LEOPARD IMPALA JUNIOR TEA	HONDA	DUNLOP ETC	1:51.462	4 10	+2.935	135.1
26	66	PHILLIP TONN	GER	LIQUI MOLY INTACTGIP SIC	HONDA	DUNLOP ETC	1:51.469	16 20	+2.942	135.1
27	62	BLAI TRIAS	SPA	ART BOX	HONDA	DUNLOP ETC	1:51.514	16 16	+2.987	135.0
28	70	TYLER SCOTT	USA	ESTRELLA GALICIA 0,0 TT	HONDA	DUNLOP ETC	1:51.718	15 19	+3.191	134.8
29	11	AMAURY MIZERA	FRA	MHP RACING - TECH SOLUTIONS	HONDA	DUNLOP ETC	1:51.774	6 16	+3.247	134.7
30	27	ROMEO SANDOVAL	SPA	HAWKERS FI ARO TEAM	HONDA	DUNLOP ETC	1:51.831	16 16	+3.304	134.6
31	39	BARTHOLOMÉ PERRIN	FRA	EQUIPE DE FRANCE GP	HONDA	DUNLOP ETC	1:51.977	12 14	+3.450	134.4
32	93	SERGIO BERNAL	SPA	JAMT	HONDA	DUNLOP ETC	1:52.042	14 16	+3.515	134.4
33	61	ILAN PERON	FRA	MEDIASYSTEM TEAM	HONDA	DUNLOP ETC	1:52.229	7 16	+3.702	134.1
34	17	TORIN COLLINS	CAN	REALE AVINTIA MTA JUNIOR	HONDA	DUNLOP ETC	1:52.578	3 14	+4.051	133.7
35	58	MATEUSZ PASIUK	POL	WÓJCIK RACING JUNI	HONDA	DUNLOP ETC	1:53.417	15 17	+4.890	132.7
36	4	MILAN PAWELEC	POL	WÓJCIK RACING JUNI	HONDA	DUNLOP ETC	1:53.735	12 19	+5.208	132.4
37	78	DAMIAN JIGALOV	USA	LIQUI MOLY INTACT SIC JUN	HONDA	DUNLOP ETC	1:54.320	12 14	+5.793	131.7
38	5	OLEG PAWELEC	POL	WÓJCIK RACING JUNI	HONDA	DUNLOP ETC	1:54.446	8 17	+5.919	131.5
39	51	ANGELO TAGLIARINI	ITA	FM MOTORSPORT	HONDA	DUNLOP ETC	1:56.448	11 18	+7.921	129.3
40	2	MARCEAU LAPIERRE	FRA	MVK DANI RIVAS TALENT TEA	HONDA	DUNLOP ETC				
41	44	HUGO MILLÁN	SPA	CUNA DE CAMPEONES	HONDA	DUNLOP ETC				
42	55	NOAH DETTWILER	SWI	REALE AVINTIA MTA JUNIOR	HONDA	DUNLOP ETC		1		

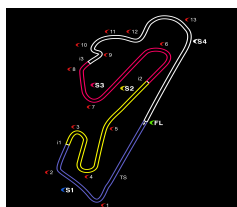
Fastest Lap: Lap 4    ÁNGEL PIQUERAS    1:48.527    138.7 Kph

Published at: .....

Track Status: **DRY**

Clerk of the Course:	Timekeeper:
----------------------	-------------





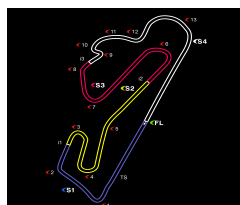
# Hawkers ETC

## FIM CEV REPSOL CIRCUITO DO ESTORIL 2020

### Free practice 2

### Best Sector Times

Sector 1			Sector 2			Sector 3			Sector 4			Ideal Lap		Best Lap		
Pos	No	Rider	Time	No	Rider	Time	No	Rider	Time	No	Rider	Time	Pos	No	Lap	Lap
1	80	D.ALONSO	22.411	18	Á.PIQUERAS	27.046	30	C.VEIJER	24.787	18	Á.PIQUERAS	33.851	1	18	1:48.164	1:48.527 (1)
2	18	Á.PIQUERAS	22.430	84	Z.VD GOORBERGH	27.163	18	Á.PIQUERAS	24.837	69	M.RUDA	33.949	2	30	1:48.617	1:48.913 (3)
3	49	J.GARCÍA	22.468	95	M.MORELLI	27.218	74	D.SAKO	24.919	30	C.VEIJER	33.994	3	80	1:48.741	1:48.842 (2)
4	30	C.VEIJER	22.473	83	A.CARPE	27.246	84	Z.VD GOORBERGH	24.926	80	D.ALONSO	34.046	4	84	1:48.776	1:48.944 (4)
5	74	D.SAKO	22.551	54	A.FERRÁNDEZ	27.246	7	F.FARIOLI	24.936	83	A.CARPE	34.051	5	49	1:48.963	1:49.303 (7)
6	29	H.VOIGHT	22.552	10	A.CRUCES	27.250	48	I.ORTOLÁ	24.944	84	Z.VD GOORBERGH	34.092	6	74	1:49.091	1:49.349 (8)
7	84	Z.VD GOORBERGH	22.595	49	J.GARCÍA	27.253	80	D.ALONSO	24.950	95	M.MORELLI	34.136	7	38	1:49.160	1:49.160 (5)
8	38	J.RODRÍGUE	22.610	29	H.VOIGHT	27.262	38	J.RODRÍGUE	24.965	54	A.FERRÁNDEZ	34.202	8	69	1:49.216	1:49.351 (9)
9	13	M.TAPIA	22.681	77	M.VOLPI	27.272	49	J.GARCÍA	24.985	77	M.VOLPI	34.214	9	29	1:49.249	1:49.694 (15)
10	48	I.ORTOLÁ	22.697	69	M.RUDA	27.330	29	H.VOIGHT	25.015	10	A.CRUCES	34.216	10	54	1:49.267	1:49.267 (6)
11	54	A.FERRÁNDEZ	22.709	80	D.ALONSO	27.334	10	A.CRUCES	25.056	7	F.FARIOLI	34.222	11	10	1:49.268	1:49.502 (12)
12	77	M.VOLPI	22.715	38	J.RODRÍGUE	27.337	13	M.TAPIA	25.090	38	J.RODRÍGUE	34.248	12	95	1:49.290	1:49.602 (14)
13	7	F.FARIOLI	22.722	74	D.SAKO	27.345	54	A.FERRÁNDEZ	25.110	49	J.GARCÍA	34.257	13	83	1:49.311	1:49.381 (10)
14	36	S.EZWAN SHARIL	22.745	36	S.EZWAN SHARIL	27.346	77	M.VOLPI	25.123	74	D.SAKO	34.276	14	77	1:49.324	1:49.519 (13)
15	10	A.CRUCES	22.746	30	C.VEIJER	27.363	69	M.RUDA	25.159	48	I.ORTOLÁ	34.310	15	7	1:49.328	1:49.437 (11)
16	95	M.MORELLI	22.768	48	I.ORTOLÁ	27.429	95	M.MORELLI	25.168	86	M.MAYOR	34.331	16	48	1:49.380	1:49.695 (16)
17	69	M.RUDA	22.778	12	J.JOHN ROULSTONE	27.438	83	A.CARPE	25.229	13	M.TAPIA	34.335	17	13	1:49.586	1:50.090 (18)
18	83	A.CARPE	22.785	72	Ó.ALMONACIL	27.443	12	J.JOHN ROULSTONE	25.305	12	J.JOHN ROULSTONE	34.343	18	36	1:49.934	1:49.934 (17)
19	24	G.PLANQUES	22.816	7	F.FARIOLI	27.448	21	D.BERTA VIÑALES	25.321	72	Ó.ALMONACIL	34.364	19	12	1:49.957	1:50.505 (19)
20	72	Ó.ALMONACIL	22.850	13	M.TAPIA	27.480	3	M.PEDENEAU	25.334	29	H.VOIGHT	34.420	20	72	1:50.026	1:50.733 (21)
21	12	J.JOHN ROULSTONE	22.871	86	M.MAYOR	27.566	66	P.TONN	25.339	21	D.BERTA VIÑALES	34.451	21	86	1:50.546	1:51.462 (25)
22	86	M.MAYOR	23.020	66	P.TONN	27.600	72	Ó.ALMONACIL	25.369	36	S.EZWAN SHARIL	34.455	22	21	1:50.619	1:50.731 (20)
23	27	R.SANDOVAL	23.049	24	G.PLANQUES	27.622	36	S.EZWAN SHARIL	25.388	70	T.SCOTT	34.595	23	3	1:50.756	1:51.277 (23)
24	75	J.ALBERT FOKKERT	23.065	11	A.MIZERA	27.645	39	B.PERRIN	25.435	11	A.MIZERA	34.618	24	66	1:50.819	1:51.469 (26)
25	3	M.PEDENEAU	23.066	3	M.PEDENEAU	27.649	75	J.ALBERT FOKKERT	25.447	62	B.TRIAS	34.670	25	75	1:50.927	1:51.059 (22)
26	66	P.TONN	23.096	70	T.SCOTT	27.704	62	B.TRIAS	25.465	3	M.PEDENEAU	34.707	26	24	1:51.056	1:51.428 (24)
27	62	B.TRIAS	23.137	75	J.ALBERT FOKKERT	27.704	70	T.SCOTT	25.538	75	J.ALBERT FOKKERT	34.711	27	70	1:51.084	1:51.718 (28)
28	21	D.BERTA VIÑALES	23.142	21	D.BERTA VIÑALES	27.705	93	S.BERNAL	25.584	61	I.PERON	34.743	28	62	1:51.168	1:51.514 (27)
29	39	B.PERRIN	23.208	93	S.BERNAL	27.885	61	I.PERON	25.600	66	P.TONN	34.784	29	11	1:51.330	1:51.774 (29)
30	93	S.BERNAL	23.214	62	B.TRIAS	27.896	86	M.MAYOR	25.629	17	T.COLLINS	34.885	30	27	1:51.662	1:51.831 (30)
31	70	T.SCOTT	23.247	27	R.SANDOVAL	27.921	24	G.PLANQUES	25.631	27	R.SANDOVAL	34.928	31	93	1:51.706	1:52.042 (32)
32	11	A.MIZERA	23.314	61	I.PERON	28.035	17	T.COLLINS	25.709	24	G.PLANQUES	34.987	32	39	1:51.880	1:51.977 (31)
33	17	T.COLLINS	23.377	4	M.PAWELEC	28.084	11	A.MIZERA	25.753	93	S.BERNAL	35.023	33	61	1:51.891	1:52.229 (33)
34	78	D.JIGALOV	23.503	17	T.COLLINS	28.102	27	R.SANDOVAL	25.764	39	B.PERRIN	35.103	34	17	1:52.073	1:52.578 (34)
35	61	I.PERON	23.513	39	B.PERRIN	28.134	58	M.PASIUK	26.210	4	M.PAWELEC	35.143	35	4	1:52.973	1:53.735 (36)
36	4	M.PAWELEC	23.524	58	M.PASIUK	28.199	4	M.PAWELEC	26.222	58	M.PASIUK	35.387	36	58	1:53.417	1:53.417 (35)
37	58	M.PASIUK	23.621	78	D.JIGALOV	28.299	5	O.PAWELEC	26.239	55	N.DETTWILER	35.517	37	78	1:53.751	1:54.320 (37)
38	5	O.PAWELEC	23.701	5	O.PAWELEC	28.516	78	D.JIGALOV	26.281	5	O.PAWELEC	35.582	38	5	1:54.038	1:54.446 (38)
39	55	N.DETTWILER	23.801	51	A.TAGLIARINI	28.963	55	N.DETTWILER	26.525	78	D.JIGALOV	35.668	39	55	1:54.868	
40	51	A.TAGLIARINI	24.371	55	N.DETTWILER	29.025	51	A.TAGLIARINI	26.709	51	A.TAGLIARINI	36.191	40	51	1:56.234	1:56.448 (39)



## Hawkers ETC

### FIM CEV REPSOL CIRCUITO DO ESTORIL 2020

#### After Free practice 2

#### Event maximum speed

No Rider	Team	Bike	Class	Top Speed	Lap	Session
74 DAIJIRO SAKO	CUNA DE CAMPEONES	HONDA	ETC	228.1	3	Free practice 2
80 DAVID ALONSO	OPENBANK ASPAR TEAM	HONDA	ETC	227.6	5	Free practice 1
83 ALVARO CARPE	HAWKERS FI ARO TEAM	HONDA	ETC	227.1	4	Free practice 2
27 ROMEO SANDOVAL	HAWKERS FI ARO TEAM	HONDA	ETC	225.3	7	Free practice 2
13 MARCO TAPIA	LEOPARD IMPALA JUNIOR TEA	HONDA	ETC	224.4	4	Free practice 3
49 JULIO GARCIA	JEREZ ANDALUCIA MOTOR TAL	HONDA	ETC	224.4	8	Free practice 2
95 MARCO MORELLI	ESTRELLA GALICIA 0,0 TT	HONDA	ETC	224.4	5	Free practice 1
24 GUILLEM PLANQUES	LARRESPORT CARRÉ D'OR	HONDA	ETC	223.9	3	Free practice 2
38 JUAN RODRÍGUE	CUNA CAMPEONES	HONDA	ETC	223.9	10	Free practice 1
36 SHARUL EZWAN SHARIL	LIQUI MOLY INTACT SIC JUN	HONDA	ETC	223.4	18	Free practice 1
4 MILAN PAWELEC	WÓJCIK RACING JUNI	HONDA	ETC	223.4	7	Free practice 1
18 ÁNGEL PIQUERAS	ESTRELLA GALICIA 0,0 TT	HONDA	ETC	223.0	4	Free practice 2
48 IVÁN ORTOLÁ	OPENBANK ASPAR TEAM	HONDA	ETC	223.0	5	Free practice 2
7 FILIPPO FARIOLI	IKONO LAGLISSE ACADEMY	HONDA	ETC	222.5	12	Free practice 2
11 AMAURY MIZERA	MHP RACING - TECH SOLUTIONS	HONDA	ETC	222.1	6	Free practice 1
44 HUGO MILLÁN	CUNA DE CAMPEONES	HONDA	ETC	222.1	10	Free practice 2
84 ZONTA VD GOORBERGH	TEAM SUPERB	HONDA	ETC	222.1	11	Free practice 1
69 MARCOS RUDA	LAGLISSE ACADEMY	HONDA	ETC	221.6	3	Free practice 2
93 SERGIO BERNAL	JAMT	HONDA	ETC	221.6	4	Free practice 2
29 HARRISON VOIGHT	SIC 58 SQUADRACORSE	HONDA	ETC	221.2	14	Free practice 2
54 ALBERTO FERRÁNDEZ	CUNA DE CAMPEONES	HONDA	ETC	220.8	13	Free practice 3
77 MATTIA VOLPI	SIC58 SQUADRA CORSE	HONDA	ETC	220.8	11	Free practice 1
12 JACOB JOHN ROULSTONE	LEOPARD IMPALA JUNIOR TEAM	HONDA	ETC	220.3	5	Free practice 1
30 COLLIN VEIJER	APEX - CARDOSO RACING	HONDA	ETC	220.3	7	Free practice 3
75 JUSTIN ALBERT FOKKERT	TALENT TEAM	HONDA	ETC	220.3	9	Free practice 2
39 BARTHOLOMÉ PERRIN	EQUIPE DE FRANCE GP	HONDA	ETC	219.9	10	Free practice 1
55 NOAH DETTWILER	REALE AVINTIA MTA JUNIOR	HONDA	ETC	219.9	4	Free practice 1
66 PHILLIP TONN	LIQUI MOLY INTACTGP SIC	HONDA	ETC	219.0	3	Free practice 2
3 MATEO PEDENEAU	MHP RACING - TECH SOLUTIO	HONDA	ETC	218.6	4	Free practice 2
86 MARIO MAYOR	LEOPARD IMPALA JUNIOR TEA	HONDA	ETC	218.6	5	Free practice 1
10 ADRIÁN CRUCES	CUNA DE CAMPEONES	HONDA	ETC	218.1	9	Free practice 2
21 DEAN BERTA VIÑALES	MVK DANI RIVAS TEAM	HONDA	ETC	217.7	7	Free practice 1
62 BLAI TRIAS	ART BOX	HONDA	ETC	216.9	2	Free practice 2
78 DAMIAN JIGALOV	LIQUI MOLY INTACT SIC JUN	HONDA	ETC	216.9	6	Free practice 2
72 ÓSCAR ALMONACIL	H43TEAM NOBBY TALASUR-BLU	HONDA	ETC	216.4	5	Free practice 2
58 MATEUSZ PASIUK	WÓJCIK RACING JUNI	HONDA	ETC	216.0	7	Free practice 2
51 ANGELO TAGLIARINI	FM MOTORSPORT	HONDA	ETC	214.7	11	Free practice 1
5 OLEG PAWELEC	WÓJCIK RACING JUNI	HONDA	ETC	213.9	5	Free practice 2
70 TYLER SCOTT	ESTRELLA GALICIA 0,0 TT	HONDA	ETC	213.5	4	Free practice 1
17 TORIN COLLINS	REALE AVINTIA MTA JUNIOR	HONDA	ETC	213.1	5	Free practice 2
61 ILAN PERON	MEDIASYSTEM TEAM	HONDA	ETC	211.4	3	Free practice 2

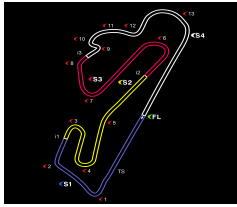




6 - 7 July

CIRCUITO DO ESTORIL

FIM CEV REPSOL 2020



# Hawkers ETC

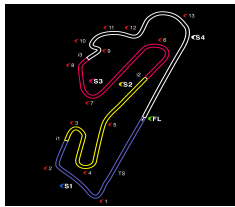
## FIM CEV REPSOL CIRCUITO DO ESTORIL 2020

### Free practice 2

### Fastest Lap Sequence

Elapsed	No Rider	Team	Bike	Class	Time	Kph	Lap
3:58.374	75 JUSTIN ALBERT FOKKERT	TALENT TEAM	HONDA	ETC	1:53.535	132.6	2
3:58.442	62 BLAI TRIAS	ART BOX	HONDA	ETC	1:53.488	132.7	2
4:04.575	36 SHARUL EZWAN SHARIL	LIQUI MOLY INTACT SIC JUN	HONDA	ETC	1:52.680	133.6	2
4:11.462	29 HARRISON VOIGHT	SIC 58 SQUADRACORSE	HONDA	ETC	1:50.432	136.3	2
4:35.242	84 ZONTA VD GOORBERGH	TEAM SUPERB	HONDA	ETC	1:49.125	138.0	2
6:26.557	18 ÁNGEL PIQUERAS	ESTRELLA GALICIA 0,0 TT	HONDA	ETC	1:49.031	138.1	3
8:15.084	18 ÁNGEL PIQUERAS	ESTRELLA GALICIA 0,0 TT	HONDA	ETC	1:48.527	138.7	4





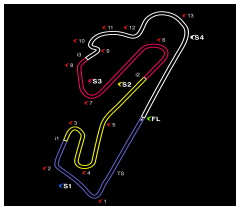
# Hawkers ETC FIM CEV REPSOL CIRCUITO DO ESTORIL 2020 Free practice 2

## Sector Analysis

— Invalidated Lap    ■ Personal Best    ■ Session Best    B Crossing the pit lane

Lap	Time	Sector 1	Sector 2	Sector 3	Sector 4	T.Sp	Lap	Time	Sector 1	Sector 2	Sector 3	Sector 4	T.Sp
<b>3</b>	<b>MATEO PEDENEAU</b>					FRA	15	1:56.910	24.485	29.052	26.957	36.416	201.4
	MHP RACING - TECH SOLUTIO					HONDA	16	1:56.084	24.351	28.863	26.619	36.251	201.4
1	2:47.472	58.876	31.601	42.009	34.986		17	1:56.148	24.434	28.677	26.954	36.083	199.2
2	1:51.813	23.154	28.432	25.520	34.707	214.3							
3	<b>1:51.277</b>	<b>23.066</b>	27.771	25.669	34.771	215.6	<b>7</b>	<b>FILIPPO FARIOLI</b>					ITA
4	2:00.418	31.586	28.327	25.649	34.856	218.6		IKONO LAGLISSE ACADEMY					HONDA
5	1:52.277	23.406	28.038	25.408	35.425	209.8	1	2:22.153	50.763	29.045	26.536	35.809	
6	1:51.528	23.296	27.783	<b>25.334</b>	35.115	209.0	2	1:50.860	23.219	27.819	25.186	34.636	218.6
7	2:06.646B	25.649	28.565	25.713	46.719	207.1	3	1:51.089	22.957	27.666	25.732	34.734	217.3
8	12:30.575	...	28.340	25.535	35.210		4	1:50.709	22.795	27.791	25.468	34.655	219.9
9	1:56.640	23.294	27.758	30.508	35.080	214.3	5	1:50.932	22.890	27.709	25.421	34.912	219.0
10	1:52.343	23.367	27.922	25.855	35.199	208.2	6	1:51.796	23.021	28.275	25.435	35.065	220.8
11	1:51.572	23.349	<b>27.649</b>	25.465	35.109	207.1	7	1:51.478	23.369	27.794	25.492	34.823	215.2
12	2:05.940	30.887	30.519	29.341	35.193	210.6	8	1:51.214	23.019	27.868	25.400	34.927	210.6
13	1:51.634	23.613	27.762	25.538	34.721	203.6	9	2:09.339B	23.719	29.120	26.560	49.940	211.4
14	1:52.601	23.422	27.801	26.240	35.138	206.3	10	6:47.349	5:15.583	31.266	26.278	<b>34.222</b>	
15	1:51.701	23.386	27.809	25.438	35.068	204.0	11	1:49.728	<b>22.722</b>	27.580	25.009	34.417	217.7
							12	<b>1:49.437</b>	22.763	<b>27.448</b>	24.960	34.266	222.5
<b>4</b>	<b>MILAN PAWELEC</b>					POL	13	1:49.755	22.754	27.574	<b>24.936</b>	34.491	221.6
	WÓJCIK RACING JUNI					HONDA	14	1:50.234	22.901	27.720	24.974	34.639	218.1
1	2:04.079	30.900	29.190	27.675	36.314		15	1:49.733	22.812	27.534	25.043	34.344	214.3
2	1:54.675	23.994	28.987	26.551	<b>35.143</b>	216.4	16	1:53.301	23.023	28.341	25.456	36.481	213.5
3	1:56.124	24.364	28.662	27.316	35.782	209.0	17	2:09.857B	23.164	29.113	32.108	45.472	213.9
4	1:57.758	25.506	28.528	26.936	36.788	183.6							
5	1:54.104	24.159	<b>28.084</b>	26.427	35.434	208.2	<b>10</b>	<b>ADRIÁN CRUCES</b>					SPA
6	1:54.305	23.636	28.113	26.697	35.859	223.0		CUNA DE CAMPEONES					HONDA
7	1:54.346	23.997	28.425	26.338	35.586	211.4	1	3:56.268	2:19.752	31.613	27.822	37.081	
8	1:55.406	23.992	28.437	26.391	36.586	213.5	2	1:58.456	25.633	29.746	27.078	35.999	176.0
9	1:54.283	23.845	29.014	<b>26.222</b>	35.202	213.1	3	1:55.280	24.550	28.693	26.402	35.635	186.7
10	2:07.019B	23.985	28.601	26.841	47.592	215.6	4	1:54.666	23.832	28.429	26.361	36.044	206.3
11	2:45.775	1:12.346	28.805	28.938	35.686		5	1:56.837	23.978	29.962	26.752	36.145	207.1
12	<b>1:53.735</b>	23.557	28.173	26.612	35.393	216.9	6	1:54.100	24.027	28.678	26.356	35.039	208.6
13	1:56.016	24.002	28.269	27.836	35.909	215.2	7	2:04.305B	24.288	28.769	26.138	45.110	209.8
14	1:54.000	23.812	28.090	26.677	35.421	209.8	8	11:06.948	9:38.130	28.426	25.630	34.762	
15	2:01.740B	<b>23.524</b>	28.387	26.503	43.326	215.2	9	1:49.925	<b>22.746</b>	27.751	25.146	34.282	218.1
16	5:17.267	3:43.971	30.435	26.954	35.907		10	1:49.962	22.779	27.535	25.143	34.505	215.2
17	2:07.031	24.223	29.726	36.839	36.243	210.2	11	<b>1:49.502</b>	22.780	27.412	25.094	<b>34.216</b>	214.7
18	1:55.096	23.950	28.342	26.859	35.945	213.5	12	1:49.846	22.818	27.314	25.238	34.476	213.5
19	1:56.693	23.901	29.680	27.039	36.073	212.7	13	1:50.589	23.011	27.614	25.165	34.799	211.8
							14	1:50.353	23.021	27.501	<b>25.056</b>	34.775	207.5
<b>5</b>	<b>OLEG PAWELEC</b>					POL	15	1:51.820	23.057	27.717	25.225	35.821	209.8
	WÓJCIK RACING JUNI					HONDA	16	1:50.993	22.803	<b>27.250</b>	25.344	35.596	213.5
1	2:10.195	34.317	30.587	28.042	37.249								
2	1:56.596	24.452	29.454	26.760	35.930	206.3	<b>11</b>	<b>AMAURY MIZERA</b>					FRA
3	1:56.028	24.439	28.838	26.597	36.154	211.0		MHP RACING - TECH SOLUTIONS					HONDA
4	1:54.481	23.981	28.679	<b>26.239</b>	<b>35.582</b>	211.0	1	2:30.789	57.221	29.959	27.433	36.176	
5	1:55.602	24.419	28.672	26.450	36.061	213.9	2	1:53.619	23.633	28.181	26.793	35.012	217.3
6	1:55.236	24.103	28.778	26.514	35.841	207.5	3	1:52.406	23.423	27.945	25.929	35.109	221.6
7	1:55.036	24.275	28.548	26.560	35.653	205.9	4	1:51.834	<b>23.314</b>	27.814	<b>25.753</b>	34.953	219.4
8	<b>1:54.446</b>	<b>23.701</b>	<b>28.516</b>	26.399	35.830	211.8	5	1:56.047	23.400	27.780	29.529	35.338	218.1
9	1:55.238	24.079	28.740	26.650	35.769	205.1	6	<b>1:51.774</b>	23.406	<b>27.645</b>	25.764	34.959	207.1
10	2:05.005	26.936	30.566	29.130	38.373	204.0	7	2:08.361B	24.958	28.910	27.623	46.870	208.2
11	2:12.534B	25.226	29.953	27.414	49.941	198.8	8	8:26.829	6:54.955	29.675	26.651	35.548	
12	9:58.243	8:16.258	30.458	33.650	37.877		9	1:53.103	23.596	28.090	26.170	35.247	213.1
13	1:58.749	25.463	29.331	27.192	36.763	193.6	10	1:52.155	23.608	27.906	26.023	<b>34.618</b>	215.2
14	1:56.012	24.445	28.973	26.540	36.054	200.3	11	1:52.323	23.469	27.862	26.095	34.897	213.5
							12	2:09.794B	25.024	29.347	28.591	46.832	200.7





# Hawkers ETC

## FIM CEV REPSOL CIRCUITO DO ESTORIL 2020

### Free practice 2

### Sector Analysis

— Invalidated Lap   ■ Personal Best   ■ Session Best   B Crossing the pit lane

Lap	Time	Sector 1	Sector 2	Sector 3	Sector 4	T.Spd	Lap	Time	Sector 1	Sector 2	Sector 3	Sector 4	T.Spd
13	5:11.219	3:40.442	28.869	26.627	35.281		14	1:53.406	23.852	28.387	25.787	35.380	205.9
14	1:54.111	23.569	27.942	26.432	36.168	213.9	<b>18</b> <b>ÁNGEL PIQUERAS</b> SPA						
15	1:53.183	23.526	28.481	26.122	35.054	211.4	ESTRELLA GALICIA 0,0 TT HONDA						
16	2:09.266B	25.035	29.927	27.368	46.936	201.0	1	2:47.859	1:20.031	27.952	25.448	34.428	
<b>12</b> <b>JACOB JOHN ROULSTONE</b> AUS							2	1:49.667	22.914	27.449	25.279	34.025	218.1
LEOPARD IMPALA JUNIOR TEAM HONDA							3	1:49.031	22.577	27.046	24.975	34.433	221.2
1	2:26.669	55.156	28.793	26.725	35.995		4	1:48.527	22.559	27.124	24.993	33.851	223.0
2	1:54.656	24.233	29.242	26.272	34.909	209.4	5	1:49.598	22.430	27.265	25.347	34.556	222.1
3	1:51.856	23.586	28.066	25.649	34.555	219.9	6	1:49.324	22.616	27.126	25.232	34.350	221.6
4	1:51.195	22.981	27.786	25.533	34.895	220.3	7	2:08.581B	22.743	32.359	26.360	47.119	219.9
5	1:51.907	23.041	27.988	25.733	35.145	216.4	8	6:33.657	5:05.582	28.090	25.473	34.512	
6	2:05.750B	23.396	28.068	25.624	48.662	217.7	9	1:49.316	22.829	27.360	25.094	34.033	214.3
7	13:27.339	...	28.722	25.690	35.012		10	1:48.855	22.555	27.308	24.964	34.028	217.3
8	1:51.752	22.998	27.788	25.842	35.124	215.2	11	1:51.016	22.565	27.235	27.013	34.203	214.7
9	1:51.418	22.871	27.438	26.189	34.920	216.9	12	1:48.863	22.510	27.100	25.138	34.115	216.0
10	1:51.111	23.071	27.892	25.708	34.440	213.5	13	1:49.429	22.574	27.308	25.418	34.129	215.6
11	2:34.839	1:07.015	27.953	25.353	34.518	209.4	14	1:49.598	22.794	27.361	25.277	34.166	214.3
12	1:51.472	23.126	27.453	26.006	34.887	212.3	15	1:49.552	22.673	27.562	25.160	34.157	214.7
13	1:50.837	23.134	27.754	25.398	34.551	213.9	16	1:49.723	22.751	27.475	25.396	34.101	212.3
14	1:50.505	23.018	27.799	25.305	34.383	213.5	17	1:49.385	22.611	27.372	25.054	34.348	213.9
15	1:50.841	23.232	27.521	25.745	34.343	213.5	18	1:49.438	22.803	27.318	25.146	34.171	213.5
<b>13</b> <b>MARCO TAPIA</b> SPA							19	1:48.611	22.606	27.178	24.837	33.990	215.6
LEOPARD IMPALA JUNIOR TEA HONDA							<b>21</b> <b>DEAN BERTA VIÑALES</b> SPA						
1	2:26.707	55.414	28.688	27.519	35.086		MVK DANI RIVAS TEAM HONDA						
2	1:50.837	23.149	27.834	25.259	34.595	212.7	1	35:39.325	...	28.413	25.581	34.766	
3	1:50.193	22.950	27.742	25.166	34.335	214.3	2	1:50.731	23.142	27.774	25.364	34.451	214.3
4	1:50.257	22.681	27.561	25.289	34.726	216.4	3	2:05.750	23.569	29.611	34.829	37.741	215.2
5	1:51.081	23.319	27.834	25.211	34.717	219.0	4	1:50.948	23.200	27.705	25.321	34.722	211.4
6	1:51.391	22.958	27.889	25.433	35.111	219.0	<b>24</b> <b>GUILLEM PLANQUES</b> FRA						
7	1:50.538	22.873	27.962	25.090	34.613	216.0	LARRESPORT CARRÉ D'OR HONDA						
8	2:07.559B	24.653	29.107	27.085	46.714	212.3	1	2:27.179	56.464	28.581	26.843	35.291	
9	9:51.025	8:22.648	28.318	25.473	34.586		2	1:55.408	24.111	29.893	26.223	35.181	195.7
10	1:50.773	22.890	27.591	25.624	34.668	217.3	3	1:52.525	23.317	27.912	26.113	35.183	223.9
11	1:53.222	22.895	27.500	28.223	34.604	211.4	4	1:51.941	23.350	27.862	25.742	34.987	219.9
12	1:50.090	22.866	27.480	25.334	34.410	215.2	5	1:51.428	22.962	27.714	25.719	35.033	223.4
13	1:52.368	23.314	29.283	25.312	34.459	212.3	6	1:51.823	23.108	27.731	25.912	35.072	221.6
14	1:51.120	22.962	27.756	25.094	35.308	211.4	7	1:52.235	23.054	27.874	25.868	35.439	223.4
15	1:50.595	23.041	27.713	25.278	34.563	207.8	8	2:10.961B	23.401	27.692	31.816	48.052	203.6
16	2:05.189B	23.041	29.743	27.057	45.348	208.2	9	10:58.299	9:28.464	28.034	26.238	35.563	
<b>17</b> <b>TORIN COLLINS</b> CAN							10	1:51.678	23.238	27.693	25.631	35.116	221.6
REALE AVINTIA MTA JUNIOR HONDA							11	1:56.671	22.816	27.622	29.984	36.249	220.8
1	2:27.714	55.846	29.266	26.911	35.691		12	1:52.199	23.157	27.880	25.863	35.299	219.0
2	1:54.366	23.994	29.230	25.956	35.186	204.8	13	1:52.216	23.275	27.744	25.868	35.329	215.6
3	1:52.578	23.452	28.286	25.826	35.014	212.3	14	1:52.037	23.209	27.861	25.756	35.211	216.4
4	1:52.711	23.377	28.542	25.787	35.005	210.6	15	2:15.594B	23.189	27.949	35.407	49.049	214.7
5	1:54.852	25.354	28.455	26.158	34.885	213.1	<b>27</b> <b>ROMEO SANDOVAL</b> SPA						
6	1:52.636	23.570	28.102	25.709	35.255	210.2	HAWKERS FI ARO TEAM HONDA						
7	1:53.410	23.534	28.629	25.928	35.319	211.0	1	2:10.105	37.993	29.192	26.755	36.165	
8	2:03.861B	23.810	28.408	25.832	45.811	207.5	2	2:01.340	23.709	28.518	32.837	36.276	221.2
9	8:48.945	7:19.126	28.627	25.951	35.241		3	1:53.367	23.795	28.186	26.226	35.160	216.0
10	1:53.113	23.652	28.383	25.753	35.325	204.8	4	1:53.002	23.298	28.031	26.296	35.377	210.6
11	1:52.853	23.639	28.208	25.752	35.254	204.0	5	1:52.388	23.406	28.121	25.933	34.928	219.4
12	2:05.891B	24.282	31.686	26.185	43.738	199.9	6	1:52.660	23.335	27.928	26.205	35.192	224.4
13	9:03.660	7:32.921	28.642	26.078	36.019								





# Hawkers ETC

## FIM CEV REPSOL CIRCUITO DO ESTORIL 2020

### Free practice 2

### Sector Analysis

— Invalidated Lap   ■ Personal Best   ■ Session Best   B Crossing the pit lane

Lap	Time	Sector 1	Sector 2	Sector 3	Sector 4	T.Spd	Lap	Time	Sector 1	Sector 2	Sector 3	Sector 4	T.Spd
7	1:52.412	23.217	28.026	26.087	35.082	225.3	4	1:52.089	23.528	27.869	25.641	35.051	223.0
8	2:06.726B	23.504	28.153	26.595	48.474	223.9	5	1:51.563	22.995	27.942	25.637	34.989	219.4
9	11:06.265	9:35.031	29.036	26.838	35.360		6	2:06.863B	23.698	28.608	25.979	48.578	219.0
10	2:07.782B	23.129	28.038	26.183	50.432	223.0	7	8:30.655B					
11	2:35.062	1:04.700	28.546	26.645	35.171		8	2:33.776	1:02.614	29.703	26.078	35.381	
12	1:53.989	24.548	28.576	25.816	35.049	212.7	9	1:52.205	23.453	28.013	25.569	35.170	216.9
13	1:53.455	23.406	28.282	26.357	35.410	216.9	10	1:51.117	23.095	27.898	25.413	34.711	215.6
14	1:52.029	23.265	27.935	25.863	34.966	217.7	11	1:55.447	23.872	30.324	26.138	35.113	217.7
15	1:52.016	23.155	28.055	25.806	35.000	214.3	12	1:52.596	23.078	27.889	26.197	35.432	216.4
16	1:51.831	23.049	27.921	25.764	35.097	217.3	13	1:55.716	24.696	30.235	25.591	35.194	212.7
							14	1:49.934	22.745	27.346	25.388	34.455	221.2
							15	2:11.113B	24.399	28.956	27.468	50.290	220.8

**29** HARRISON VOIGHT AUS  
SIC 58 SQUADRACORSE HONDA

1	2:21.030	48.411	29.892	27.170	35.557	
2	1:50.432	23.165	27.570	25.050	34.647	214.3
3	1:49.813	22.956	27.262	25.175	34.420	214.7
4	1:55.992	22.552	29.417	29.270	34.753	218.1
5	2:04.135	23.075	31.572	34.501	34.987	217.3
6	1:49.694	22.808	27.427	25.023	34.436	215.2
7	1:51.277	22.591	28.110	25.753	34.823	218.1
8	1:49.802	22.897	27.319	25.015	34.571	216.0
9	1:50.991	22.944	28.419	25.030	34.598	215.6
10	2:09.446B	24.637	29.217	30.547	45.045	205.5
11	6:33.841	5:03.618	28.619	26.913	34.691	
12	1:50.229	23.199	27.309	25.144	34.577	214.7
13	1:52.985	22.717	27.777	26.655	35.836	216.9
14	2:01.155B	23.154	27.671	26.754	43.576	221.2
15	6:35.231	5:06.390	28.327	25.772	34.742	
16	1:51.044	23.232	27.831	25.274	34.707	213.1

**30** COLLIN VEIJER NED  
APEX - CARDOSO RACING HONDA

1	2:32.272	1:03.999	28.312	25.444	34.517	
2	1:50.444	22.874	27.833	25.442	34.295	216.4
3	1:50.476	23.230	27.722	25.142	34.382	219.9
4	1:51.156	23.237	27.973	25.195	34.751	211.8
5	1:57.805B	23.341	27.889	25.607	40.968	213.1
6	6:14.106	4:44.798	28.678	25.644	34.986	
7	1:50.444	23.120	27.942	25.134	34.248	209.8
8	1:49.734	22.762	27.714	25.009	34.249	214.7
9	1:49.351	22.802	27.604	24.904	34.041	210.2
10	1:49.064	22.712	27.571	24.787	33.994	211.8
11	1:49.918	22.661	27.363	25.160	34.734	213.1
12	1:49.461	22.807	27.545	24.835	34.274	210.2
13	1:49.053	22.628	27.469	24.825	34.131	211.0
14	1:51.641	23.892	28.216	25.288	34.245	212.7
15	1:49.375	22.745	27.556	24.921	34.153	209.4
16	1:49.774	22.897	27.486	25.170	34.221	209.4
17	1:50.862	22.614	28.401	25.552	34.295	209.4
18	1:50.277	22.584	27.616	25.817	34.260	207.1
19	1:48.913	22.473	27.508	24.852	34.080	213.1

**36** SHARUL EZWAN SHARIL MAL  
LIQUI MOLY INTACT SIC JUN HONDA

1	2:11.895	41.495	28.690	26.454	35.256	
2	1:52.680	23.339	28.214	25.896	35.231	223.0
3	1:51.839	23.063	27.967	25.758	35.051	221.6

**38** JUAN RODRÍGUE SPA  
CUNA CAMPEONES HONDA

1	5:56.789					
2	3:51.882					
3	16:58.068					
4	9:25.042B					
5	3:24.058	1:56.662	27.531	25.181	34.684	
6	1:49.160	22.610	27.337	24.965	34.248	216.0

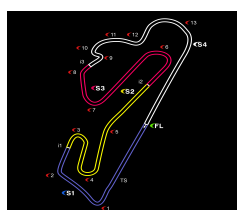
**39** BARTHOLOMÉ PERRIN FRA  
EQUIPE DE FRANCE GP HONDA

1	2:41.703	1:09.948	29.219	26.552	35.984	
2	1:53.022	23.413	28.240	25.729	35.640	209.0
3	1:52.228	23.320	28.153	25.612	35.143	209.0
4	1:53.915	23.919	28.844	25.994	35.158	212.3
5	1:54.990	24.517	28.656	26.054	35.763	210.2
6	1:53.597	23.640	28.491	25.972	35.494	204.8
7	1:53.232	23.439	28.226	25.824	35.743	204.8
8	2:06.098B	23.418	28.395	26.443	47.842	204.4
9	15:53.889	...	29.197	26.155	35.593	
10	1:52.573	23.586	28.239	25.543	35.205	202.9
11	1:52.069	23.231	28.256	25.443	35.139	204.4
12	1:51.977	23.208	28.138	25.435	35.196	205.1
13	1:51.995	23.323	28.134	25.435	35.103	202.9
14	2:08.998B	23.297	28.203	27.072	50.426	202.1

**48** IVÁN ORTOLÁ SPA  
OPENBANK ASPAR TEAM HONDA

1	3:19.287	1:48.466	29.050	26.234	35.537	
2	1:50.732	23.121	27.779	25.220	34.612	211.0
3	1:51.309	22.976	27.852	25.486	34.995	213.5
4	1:50.882	23.152	27.765	25.175	34.790	212.3
5	1:50.742	22.911	27.643	25.255	34.933	212.3
6	2:08.697B	22.950	29.681	27.924	48.142	211.4
7	14:49.629	...	29.273	26.257	34.991	
8	1:49.695	22.848	27.429	25.108	34.310	211.4
9	1:49.725	22.697	27.535	25.006	34.487	211.0
10	1:50.011	22.907	27.521	25.110	34.473	209.8
11	1:56.285	26.517	29.344	25.503	34.921	208.6
12	1:50.624	23.034	27.684	25.196	34.710	210.6
13	1:50.327	22.871	27.596	25.119	34.741	209.4
14	1:49.928	22.877	27.564	24.944	34.543	211.0





# Hawkers ETC

## FIM CEV REPSOL CIRCUITO DO ESTORIL 2020

### Free practice 2

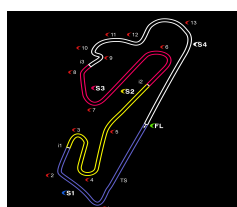
### Sector Analysis

— Invalidated Lap   ■ Personal Best   ■ Session Best   B Crossing the pit lane

Lap	Time	Sector 1	Sector 2	Sector 3	Sector 4	T.Spd	Lap	Time	Sector 1	Sector 2	Sector 3	Sector 4	T.Spd
<b>49</b> JULIO GARCÍA SPA													
JEREZ ANDALUCIA MOTOR TAL HONDA													
1	2:48.822	1:09.525	32.720	31.170	35.407		3	1:55.937	24.611	28.782	26.902	35.642	212.3
2	1:50.954	22.747	27.309	26.641	<b>34.257</b>	219.4	4	1:55.858	24.199	28.486	27.271	35.902	211.4
3	1:50.684	23.030	27.432	25.688	34.534	221.6	5	1:56.324	24.253	28.699	26.888	36.484	210.2
4	<b>1:49.303</b>	<b>22.468</b>	<b>27.253</b>	25.125	34.457	221.6	6	1:55.672	24.851	28.452	26.779	35.590	207.5
5	1:49.873	22.810	27.455	25.276	34.332	222.1	7	1:59.804	28.165	29.072	26.672	35.895	216.0
6	1:49.850	22.478	27.631	25.184	34.557	220.8	8	1:55.690	24.317	28.607	26.589	36.177	208.2
7	2:08.604 B	22.923	29.833	26.061	49.787	216.0	9	1:56.162	24.646	28.737	26.756	36.023	203.2
8	6:38.409	5:09.957	28.219	25.349	34.884		10	1:56.287	24.222	28.655	26.377	37.033	206.3
9	1:50.013	22.937	27.571	25.118	34.387	213.1	11	1:56.651	24.537	29.281	26.824	36.009	203.6
10	1:49.984	22.910	27.601	24.999	34.474	212.7	12	1:55.889	24.630	28.483	26.881	35.895	201.4
11	1:49.726	22.866	27.402	25.096	34.362	212.3	13	1:54.917	24.171	28.446	26.568	35.732	201.4
12	1:49.728	22.606	27.616	25.031	34.475	213.9	14	1:54.838	24.309	28.449	26.392	35.688	205.1
13	1:49.594	22.718	27.482	<b>24.985</b>	34.409	214.3	15	<b>1:53.417</b>	<b>23.621</b>	<b>28.199</b>	<b>26.210</b>	<b>35.387</b>	215.2
14	1:50.312	22.900	27.407	25.153	34.852	214.3	16	2:05.744 B	23.776	28.267	26.648	47.053	209.8
15	1:52.715	23.119	29.933	25.371	34.292	211.0	17	9:47.242	8:09.012	31.319	28.511	38.400	
16	1:49.759	22.743	27.401	25.159	34.456	217.7							
17	1:56.054	28.227	27.893	25.252	34.682	213.9							
18	1:50.770	22.996	28.019	25.243	34.512	216.9							
19	1:49.968	22.830	27.433	25.060	34.645	213.1							
<b>51</b> ANGELO TAGLIARINI ITA													
FM MOTORSPORT HONDA													
1	2:25.654	48.380	31.005	28.713	37.556								
2	2:02.645	25.243	31.586	28.880	36.936	203.6							
3	1:57.807	24.469	29.343	27.366	36.629	206.7							
4	2:06.952 B	24.457	29.479	27.527	45.489	206.7							
5	2:35.043	1:00.301	30.387	27.466	36.889								
6	1:57.446	24.662	28.972	27.396	36.416	203.2							
7	1:56.972	24.487	28.995	26.980	36.510	205.5							
8	1:58.017	24.796	29.129	27.165	36.927	202.9							
9	1:56.691	<b>24.371</b>	29.012	26.939	36.369	205.1							
10	1:56.735	24.639	29.095	<b>26.709</b>	36.292	204.4							
11	<b>1:56.448</b>	24.480	28.993	26.784	<b>36.191</b>	205.1							
12	1:56.549	24.387	29.028	26.774	36.360	203.6							
13	1:56.957	24.542	29.047	26.902	36.466	204.0							
14	1:59.334	24.447	29.867	27.321	37.699	203.2							
15	2:06.734 B	24.649	<b>28.963</b>	27.722	45.400	200.7							
16	5:37.092	4:02.397	29.972	27.625	37.098								
17	1:57.682	24.602	29.376	27.227	36.477	203.6							
18	1:56.957	24.459	29.016	26.950	36.532	204.4							
<b>54</b> ALBERTO FERRÁNDEZ SPA													
CUNA DE CAMPEONES HONDA													
1	38:48.538	...	30.329	27.172	35.578								
2	<b>1:49.267</b>	<b>22.709</b>	<b>27.246</b>	<b>25.110</b>	<b>34.202</b>	216.4							
<b>55</b> NOAH DETTWILER SWI													
REALE AVINTIA MTA JUNIOR HONDA													
1	2:26.700	55.633	<b>29.025</b>	<b>26.525</b>	<b>35.517</b>								
<b>58</b> MATEUSZ PASIUK POL													
WÓJCIK RACING JUNI HONDA													
1	2:10.102	34.003	30.694	28.096	37.309								
2	1:57.360	24.862	29.377	27.156	35.965	200.7							
<b>61</b> ILAN PERON FRA													
MEDIASYSTEM TEAM HONDA													
1	2:43.703	1:11.673	29.606	26.727	35.697								
2	1:54.044	23.964	28.683	26.209	35.188	202.5							
3	1:53.714	23.707	28.360	25.849	35.798	211.4							
4	1:53.090	<b>23.513</b>	28.617	25.985	34.975	209.4							
5	1:53.066	23.590	28.421	25.861	35.194	203.2							
6	1:53.063	23.545	28.550	25.858	35.110	204.4							
7	<b>1:52.229</b>	23.637	28.249	<b>25.600</b>	<b>34.743</b>	202.5							
8	2:08.361 B	23.928	28.676	26.564	49.193	208.6							
9	11:35.525	...	28.938	25.937	35.513								
10	1:53.812	23.894	28.537	26.131	35.250	198.1							
11	1:55.698	23.911	28.366	28.145	35.276	197.1							
12	1:52.431	23.884	<b>28.035</b>	25.632	34.880	198.1							
13	1:52.568	23.613	28.466	25.652	34.837	197.8							
14	1:53.883	23.766	28.962	25.896	35.259	201.0							
15	1:54.921	23.751	28.670	26.991	35.509	196.0							
16	1:53.759	23.830	28.363	26.304	35.262	197.4							
<b>62</b> BLAI TRIAS SPA													
ART BOX HONDA													
1	2:04.954	33.190	29.106	26.473	36.185								
2	1:53.488	23.402	28.844	26.427	34.815	216.9							
3	1:53.810	23.604	28.572	26.244	35.390	212.7							
4	1:52.535	23.454	28.241	25.663	35.177	211.0							
5	1:52.927	23.361	28.477	25.726	35.363	208.6							
6	1:52.572	23.433	28.212	25.742	35.185	209.4							
7	2:01.026	30.604	28.220	27.130	35.072	204.0							
8	1:52.739	23.583	28.337	25.585	35.234	215.2							
9	1:53.072	23.504	28.272	25.788	35.508	208.6							
10	2:11.316 B	26.987	28.451	26.033	49.845	207.1							
11	11:32.553	...	28.724	25.985	35.394								
12	1:52.549	23.519	28.119	25.652	35.259	207.1							
13	1:54.096	23.429	30.222	<b>25.465</b>	34.980	206.3							
14	1:51.857	23.358	27.926	25.610	34.963	206.3							
15	1:52.421	23.381	27.947	26.423	<b>34.670</b>	209.0							
16	<b>1:51.514</b>	<b>23.137</b>	<b>27.896</b>	25.470	35.011	211.0							
<b>66</b> PHILLIP TONN GER													
LIQUI MOLY INTACTGP SIC HONDA													
1	2:10.679	40.060	28.842	26.401	35.376								







# Hawkercs ETC

## FIM CEV REPSOL CIRCUITO DO ESTORIL 2020

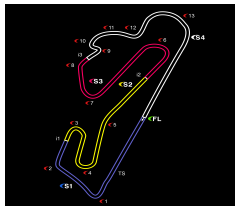
### Free practice 2

### Sector Analysis

— Invalidated Lap   ■ Personal Best   ■ Session Best   B Crossing the pit lane

Lap	Time	Sector 1	Sector 2	Sector 3	Sector 4	T.Sp	Lap	Time	Sector 1	Sector 2	Sector 3	Sector 4	T.Sp
2	1:54.179	24.402	28.642	25.904	35.231	210.2	18	1:51.937	23.490	27.819	25.538	35.090	204.0
3	1:52.116	23.243	28.103	25.732	35.038	219.0	19	1:52.007	23.397	27.944	25.616	35.050	204.0
4	1:52.945	23.366	28.379	25.920	35.280	218.6	<b>72</b> ÓSCAR ALMONACIL SPA						
5	1:52.114	23.382	28.079	25.603	35.050	213.9	H43TEAM NOBBY TALASUR-BLU HONDA						
6	1:52.240	23.151	27.797	25.827	35.465	215.6	1	2:06.493	29.767	29.697	29.588	37.441	
7	2:07.989B	23.732	28.540	26.063	49.654	211.0	2	1:59.684	26.845	31.424	26.121	35.294	211.8
8	4:01.864B						3	1:51.611	23.122	27.944	25.749	34.796	211.8
9	2:35.945	1:03.359	29.373	27.086	36.127		4	1:51.528	23.060	27.780	25.731	34.957	213.1
10	1:52.319	23.595	28.001	25.783	34.940	207.8	5	1:58.365B	22.862	27.961	25.650	41.892	216.4
11	1:56.287	24.994	28.993	26.568	35.732	208.6	6	15:42.246	...	29.147	25.904	35.125	
12	1:53.260	23.673	28.321	25.892	35.374	207.5	7	1:51.536	23.067	27.849	25.638	34.982	213.5
13	1:53.845	24.485	28.565	25.661	35.134	206.7	8	1:51.074	22.950	27.583	25.796	34.745	213.5
14	1:53.592	23.096	28.737	26.402	35.357	212.3	9	1:53.237	22.850	28.043	27.513	34.831	211.4
15	1:51.523	23.224	27.619	25.491	35.189	213.9	10	1:51.379	23.085	27.680	26.049	34.565	213.1
16	1:51.469	23.258	27.939	25.339	34.933	208.6	11	1:50.772	23.078	27.781	25.549	34.364	213.1
17	1:53.524	23.298	28.514	26.338	35.374	207.8	12	1:50.733	23.196	27.443	25.369	34.725	213.5
18	1:53.919	24.081	28.615	25.687	35.536	199.9	13	1:51.445	22.954	27.938	25.724	34.829	212.7
19	1:51.476	23.314	27.825	25.553	34.784	206.7	14	1:51.087	22.957	27.763	25.729	34.638	214.3
20	1:51.573	23.495	27.600	25.620	34.858	207.8	<b>69</b> MARCOS RUDA SPA						
							LAGLISSE ACADEMY HONDA						
1	2:28.504	57.313	29.587	26.350	35.254		<b>74</b> DAIJIRO SAKO JPN						
2	1:53.513	23.365	29.776	25.863	34.509	217.3	CUNA DE CAMPEONES HONDA						
3	1:50.751	22.954	27.942	25.337	34.518	221.6	1	3:56.265	2:19.433	31.595	27.741	37.496	
4	1:50.432	22.889	27.623	25.413	34.507	220.3	2	1:58.361	25.281	29.994	27.020	36.066	176.3
5	1:51.928	22.883	27.636	25.594	35.815	218.1	3	1:55.265	24.308	28.979	26.293	35.685	190.6
6	1:50.471	22.983	27.562	25.417	34.509	217.7	4	1:54.945	23.685	28.636	26.128	36.496	208.2
7	2:00.049B	22.910	27.654	25.614	43.871	219.4	5	1:54.755	23.929	29.164	26.194	35.468	201.8
8	10:30.338	8:59.499	31.015	25.546	34.278		6	1:54.748	25.565	28.155	25.729	35.299	210.2
9	1:51.635	22.962	27.499	26.883	34.291	216.0	7	2:03.664B	23.580	28.889	26.224	44.971	218.1
10	1:49.577	22.778	27.361	25.273	34.165	219.4	8	11:08.529	9:39.808	28.594	25.549	34.578	
11	1:49.970	22.835	27.332	25.637	34.166	218.1	9	1:50.204	22.739	27.744	25.220	34.501	215.6
12	1:49.678	22.915	27.371	25.329	34.063	215.6	10	1:50.350	23.345	27.345	25.382	34.278	210.2
13	1:49.351	22.913	27.330	25.159	33.949	216.9	11	1:49.624	22.889	27.395	25.064	34.276	219.9
14	1:51.899	22.976	27.712	25.664	35.547	215.2	12	1:50.933	22.702	27.710	25.807	34.714	219.4
15	2:07.653B	25.716	30.565	27.183	44.189	210.6	13	1:49.349	22.714	27.358	24.919	34.358	213.5
							<b>70</b> TYLER SCOTT USA						
							ESTRELLA GALICIA 0,0 TT HONDA						
1	2:50.760	1:19.015	29.330	26.524	35.891		14	1:50.002	22.939	27.498	25.181	34.384	218.6
2	1:53.255	23.617	28.343	25.890	35.405	211.8	15	1:51.824	23.440	28.076	25.561	34.747	214.3
3	1:52.979	23.318	28.168	25.875	35.618	211.4	16	1:49.485	22.551	27.378	25.038	34.518	218.1
4	1:52.405	23.351	27.941	25.888	35.225	211.4	<b>75</b> JUSTIN ALBERT FOKKERT NED						
5	1:52.605	23.341	27.975	25.984	35.305	211.0	TALENT TEAM HONDA						
6	1:52.741	23.364	28.058	25.949	35.370	209.4	1	2:04.839	30.118	29.414	28.036	37.271	
7	1:52.866	23.570	27.991	25.852	35.453	209.8	2	1:53.535	23.396	28.658	26.059	35.422	215.2
8	1:52.192	23.269	27.985	25.684	35.254	209.4	3	1:54.570	23.512	28.592	27.265	35.201	216.0
9	2:03.978B	23.547	28.527	26.434	45.470	206.3	4	1:52.112	23.175	27.977	25.867	35.093	216.4
10	6:53.719	5:21.507	29.150	26.801	36.261		5	1:55.752	23.990	31.021	25.655	35.086	215.6
11	1:52.706	23.540	27.945	25.881	35.340	212.7	6	1:56.737	23.253	28.778	28.880	35.826	217.3
12	1:52.996	23.247	27.943	25.652	36.154	209.4	7	2:09.386B	24.682	30.657	25.686	48.361	215.6
13	1:54.334	23.427	27.856	27.004	36.047	207.8	8	13:01.544	...	28.435	25.967	35.147	
14	1:51.720	23.661	27.704	25.760	34.595	209.0	9	1:53.006	23.920	27.986	25.504	35.596	220.3
15	1:51.718	23.379	27.738	25.662	34.939	213.1	10	1:56.023	23.236	27.807	28.708	36.272	213.1
16	1:52.554	23.522	27.914	25.637	35.481	208.6	11	1:51.615	23.503	27.704	25.637	34.771	212.3
17	1:52.522	23.548	27.722	25.939	35.313	203.2	12	1:51.712	23.369	27.738	25.654	34.951	212.3
							13 1:52.933 24.026 27.799 25.812 35.296 210.6						
							14 2:00.772 23.065 27.782 28.949 40.976 210.2						
							15 1:51.059 23.145 27.756 25.447 34.711 210.6						





# Hawkers ETC

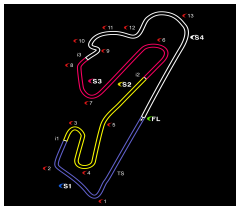
## FIM CEV REPSOL CIRCUITO DO ESTORIL 2020

### Free practice 2

### Sector Analysis

— Invalidated Lap    ■ Personal Best    ■ Session Best    B Crossing the pit lane

Lap	Time	Sector 1	Sector 2	Sector 3	Sector 4	T.Spd	Lap	Time	Sector 1	Sector 2	Sector 3	Sector 4	T.Spd		
<b>77</b>	<b>MATTIA VOLPI</b>						ITA	8	2:09.840 <b>B</b>	23.317	30.121	27.606	48.796	219.9	
	SIC58 SQUADRA CORSE						HONDA	9	10:55.028	9:21.494	32.418	26.223	34.893		
	1	2:21.478	50.619	28.881	26.547	35.431	10	1:50.754	23.149	27.950	25.238	34.417	219.0		
	2	1:50.518	23.059	27.651	25.388	34.420	220.3	11	2:00.654	25.670	29.318	26.444	39.222	205.1	
	3	1:51.236	23.271	27.526	25.364	35.075	216.9	12	1:50.368	22.937	27.363	25.345	34.723	219.0	
	4	1:50.142	22.818	27.432	25.538	34.354	219.4	13	1:49.851	22.894	27.345	<b>25.229</b>	34.383	215.6	
	5	2:08.210	27.000	31.409	35.108	34.693	219.0	14	1:49.714	22.903	27.249	25.324	34.238	220.8	
	6	1:49.835	23.031	27.369	25.221	<b>34.214</b>	216.9	15	<b>1:49.381</b>	<b>22.785</b>	<b>27.246</b>	25.299	<b>34.051</b>	217.7	
	7	1:50.221	<b>22.715</b>	27.468	25.518	34.520	220.3	16	1:54.217	22.987	28.828	27.745	34.657	216.4	
	8	1:50.286	22.914	27.448	25.373	34.551	219.0	17	1:50.321	22.832	27.390	25.499	34.600	217.3	
	9	1:50.665	23.001	27.652	25.404	34.608	216.4								
	10	2:08.900 <b>B</b>	26.063	30.374	27.650	44.813	201.0								
	11	6:34.033	5:03.614	29.262	26.326	34.831									
	12	<b>1:49.519</b>	22.796	27.287	<b>25.123</b>	34.313	217.3								
	13	1:50.319	22.730	<b>27.272</b>	25.459	34.858	216.4								
	14	2:15.032 <b>B</b>	30.093	32.287	27.405	45.247	213.9								
	15	7:10.848	5:33.330	32.434	29.220	35.864									
	16	1:50.855	23.065	27.718	25.619	34.453	214.7								
<b>78</b>	<b>DAMIAN JIGALOV</b>						USA	<b>84</b>	<b>ZONTA VD GOORBERGH</b>						NED
	LIQUI MOLY INTACT SIC JUN						HONDA		TEAM SUPERB						HONDA
	1	2:04.837	31.773	29.428	27.506	36.130	1	2:46.117	1:17.721	28.154	25.624	34.618			
	2	1:55.710	24.145	28.815	26.884	35.866	210.2	2	1:49.125	22.637	27.457	24.939	<b>34.092</b>	218.6	
	3	1:54.967	24.096	28.360	26.577	35.934	213.1	3	1:50.543	22.969	27.904	25.156	34.514	219.4	
	4	1:55.512	24.357	28.818	26.669	<b>35.668</b>	213.1	4	1:49.272	<b>22.595</b>	27.432	24.994	34.251	219.0	
	5	1:54.684	23.747	28.443	26.612	35.882	213.1	5	<b>1:48.944</b>	22.675	<b>27.163</b>	24.987	34.119	218.1	
	6	1:54.796	23.698	28.580	26.723	35.795	216.9	6	2:00.611 <b>B</b>	25.648	27.558	25.248	42.157	219.9	
	7	2:10.245 <b>B</b>	26.159	30.795	27.659	45.632	212.3	7	16:41.651	...	28.096	25.324	34.337		
	8	11:06.638	9:33.709	29.394	27.340	36.195		8	1:51.250	22.730	27.395	26.087	35.038	217.3	
	9	1:54.568	24.181	28.353	26.291	35.743	209.8	9	1:49.675	23.105	27.371	25.046	34.153	214.3	
	10	1:54.407	23.860	28.351	26.345	35.851	214.3	10	1:49.356	22.871	27.274	<b>24.926</b>	34.285	213.9	
	11	1:55.047	<b>23.503</b>	28.368	26.537	36.639	216.4	11	1:50.048	22.893	27.479	25.112	34.564	213.1	
	12	<b>1:54.320</b>	23.745	28.334	<b>26.281</b>	35.960	212.3	12	1:51.338	22.874	27.552	25.188	35.724	212.3	
	13	1:54.760	24.223	<b>28.299</b>	26.518	35.720	206.7	13	1:49.892	22.970	27.377	25.082	34.463	213.5	
	14	2:07.216 <b>B</b>	24.555	29.613	27.876	45.172	205.5	14	1:49.408	22.777	27.368	24.947	34.316	214.3	
<b>80</b>	<b>DAVID ALONSO</b>						COL	<b>86</b>	<b>MARIO MAYOR</b>						SPA
	OPENBANK ASPAR TEAM						HONDA		LEOPARD IMPALA JUNIOR TEA						HONDA
	1	3:34.158	2:05.429	28.472	25.755	34.502	1	2:26.665	55.604	29.036	26.590	35.435			
	2	1:49.758	22.697	27.409	25.363	34.289	218.1	2	1:54.048	24.343	28.981	25.850	34.874	204.0	
	3	1:49.270	22.649	27.461	25.062	34.098	219.9	3	1:52.211	23.327	28.261	25.646	34.977	209.8	
	4	<b>1:48.842</b>	<b>22.411</b>	27.386	<b>24.950</b>	34.095	219.4	4	<b>1:51.462</b>	23.344	28.158	<b>25.629</b>	<b>34.331</b>	208.2	
	5	1:48.979	22.514	27.373	25.046	<b>34.046</b>	219.0	5	1:52.034	23.185	28.014	25.746	35.089	210.6	
	6	1:48.895	22.496	<b>27.334</b>	25.019	34.046	218.6	6	1:51.877	23.448	28.150	25.703	34.576	209.0	
	7	2:01.001 <b>B</b>	23.075	27.774	25.452	44.700	218.1	7	1:51.928	23.232	28.018	25.721	34.957	209.4	
	8	13:01.649	...	30.354	26.117	34.932		8	2:05.365 <b>B</b>	23.468	28.303	25.874	47.720	208.2	
<b>83</b>	<b>ALVARO CARPE</b>						SPA	<b>93</b>	<b>SERGIO BERNAL</b>						SPA
	HAWKERS FI ARO TEAM						HONDA		JAMT						HONDA
	1	2:21.951	49.559	29.618	26.790	35.984	1	2:44.225	1:12.292	29.462	26.639	35.832			
	2	1:51.556	23.370	27.952	25.742	34.492	221.6	2	1:53.355	23.784	28.216	25.931	35.424	208.6	
	3	1:51.299	22.926	27.473	25.964	34.936	224.8	3	1:56.914	24.375	28.937	28.007	35.595	211.8	
	4	1:50.567	22.919	27.615	25.463	34.570	227.1	4	1:53.024	23.394	28.037	25.886	35.707	211.4	
	5	1:53.655	23.088	27.822	27.721	35.024	223.9	5	2:06.740 <b>B</b>	23.874	28.080	27.898	46.888	206.7	
	6	1:52.068	22.902	28.069	25.684	35.413	221.6	6	11:03.252	9:21.684	31.454	33.804	36.310		
	7	1:50.327	22.965	27.596	25.393	34.373	220.8	7	1:54.249	23.742	28.408	26.356	35.743	208.6	
								8	1:53.541	23.646	28.354	26.040	35.501	207.1	
								9	1:52.294	23.261	28.094	<b>25.584</b>	35.355	209.0	
								10	1:52.175	<b>23.214</b>	<b>27.885</b>	25.667	35.409	207.1	
								11	1:52.341	23.366	28.124	25.693	35.158	205.1	
								12	1:52.223	23.358	27.986	25.597	35.282	206.3	
								13	1:53.064	23.470	28.175	25.700	35.719	202.9	
								14	<b>1:52.042</b>	23.277	28.027	25.715	<b>35.023</b>	205.5	



# Hawkers ETC

## FIM CEV REPSOL CIRCUITO DO ESTORIL 2020

### Free practice 2

### Sector Analysis

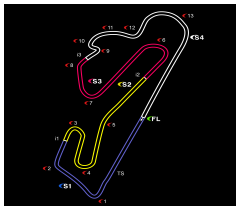
— Invalidated Lap

■ Personal Best

■ Session Best

B Crossing the pit lane

Lap	Time	Sector 1	Sector 2	Sector 3	Sector 4	T.Spd	Lap	Time	Sector 1	Sector 2	Sector 3	Sector 4	T.Spd
15	1:52.499	23.238	28.026	25.961	35.274	207.8							
16	1:52.347	23.312	27.909	25.613	35.513	207.8							
<b>95</b>	<b>MARCO MORELLI</b>					SPA							
	ESTRELLA GALICIA 0,0 TT					HONDA							
1	2:50.227	1:21.101	28.308	25.743	35.075								
2	<b>1:49.602</b>	22.912	27.346	25.208	<b>34.136</b>	220.8							
3	1:49.630	22.774	27.347	25.267	34.242	223.9							
4	1:50.032	<b>22.768</b>	27.307	25.421	34.536	223.9							
5	1:50.075	22.900	27.444	25.326	34.405	220.3							
6	2:15.886 <b>B</b>	29.519	31.096	26.752	48.519	218.6							
7	8:16.816	6:45.430	30.896	25.730	34.760								
8	1:50.979	23.125	27.641	25.732	34.481	214.7							
9	1:50.257	23.098	27.321	25.450	34.388	217.3							
10	1:50.055	23.027	27.448	25.258	34.322	215.2							
11	1:49.761	22.903	27.452	<b>25.168</b>	34.238	216.4							
12	1:49.931	22.980	<b>27.218</b>	25.298	34.435	217.3							
13	1:54.446	22.878	28.827	27.992	34.749	216.9							
14	1:49.953	22.981	27.338	25.303	34.331	216.4							
15	1:54.353	26.466	27.751	25.672	34.464	213.1							
16	1:50.390	23.069	27.332	25.380	34.609	217.7							
17	1:50.295	22.961	27.541	25.337	34.456	217.3							
18	1:57.022	24.339	30.110	26.922	35.651	218.1							



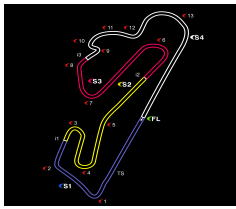
## Hawkers ETC FIM CEV REPSOL CIRCUITO DO ESTORIL 2020 Free practice 2

### Sector Analysis

— Invalidated Lap    ■ Personal Best    ■ Session Best    B Crossing the pit lane

Lap	Time	Sector 1	Sector 2	Sector 3	Sector 4	T.Sp	Lap	Time	Sector 1	Sector 2	Sector 3	Sector 4	T.Sp
<b>3</b> MATEO PEDENEAU FRA MHP RACING - TECH SOLUTIO HONDA							15 1:56.910 24.485 29.052 26.957 36.416 201.4						
1	2:47.472	58.876	31.601	42.009	34.986		16	1:56.084	24.351	28.863	26.619	36.251	201.4
2	1:51.813	23.154	28.432	25.520	34.707	214.3	17	1:56.148	24.434	28.677	26.954	36.083	199.2
3	<b>1:51.277</b>	<b>23.066</b>	27.771	25.669	34.771	215.6	<b>7</b> FILIPPO FARIOLI ITA IKONO LAGLISSE ACADEMY HONDA						
4	2:00.418	31.586	28.327	25.649	34.856	218.6	1	2:22.153	50.763	29.045	26.536	35.809	
5	1:52.277	23.406	28.038	25.408	35.425	209.8	2	1:50.860	23.219	27.819	25.186	34.636	218.6
6	1:51.528	23.296	27.783	<b>25.334</b>	35.115	209.0	3	1:51.089	22.957	27.666	25.732	34.734	217.3
7	2:06.646B	25.649	28.565	25.713	46.719	207.1	4	1:50.709	22.795	27.791	25.468	34.655	219.9
8	12:30.575	...	28.340	25.535	35.210		5	1:50.932	22.890	27.709	25.421	34.912	219.0
9	1:56.640	23.294	27.758	30.508	35.080	214.3	6	1:51.796	23.021	28.275	25.435	35.065	220.8
10	1:52.343	23.367	27.922	25.855	35.199	208.2	7	1:51.478	23.369	27.794	25.492	34.823	215.2
11	1:51.572	23.349	<b>27.649</b>	25.465	35.109	207.1	8	1:51.214	23.019	27.868	25.400	34.927	210.6
12	2:05.940	30.887	30.519	29.341	35.193	210.6	9	2:09.339B	23.719	29.120	26.560	49.940	211.4
13	1:51.634	23.613	27.762	25.538	34.721	203.6	10	6:47.349	5:15.583	31.266	26.278	<b>34.222</b>	
14	1:52.601	23.422	27.801	26.240	35.138	206.3	11	1:49.728	<b>22.722</b>	27.580	25.009	34.417	217.7
15	1:51.701	23.386	27.809	25.438	35.068	204.0	12	<b>1:49.437</b>	22.763	<b>27.448</b>	24.960	34.266	222.5
<b>4</b> MILAN PAWELEC POL WÓJCİK RACING JUNI HONDA							13 1:49.755 22.754 27.574 <b>24.936</b> 34.491 221.6						
1	2:04.079	30.900	29.190	27.675	36.314		14	1:50.234	22.901	27.720	24.974	34.639	218.1
2	1:54.675	23.994	28.987	26.551	<b>35.143</b>	216.4	15	1:49.733	22.812	27.534	25.043	34.344	214.3
3	1:56.124	24.364	28.662	27.316	35.782	209.0	16	1:53.301	23.023	28.341	25.456	36.481	213.5
4	1:57.758	25.506	28.528	26.936	36.788	183.6	17	2:09.857B	23.164	29.113	32.108	45.472	213.9
5	1:54.104	24.159	<b>28.084</b>	26.427	35.434	208.2	<b>10</b> ADRIÁN CRUCES SPA CUNA DE CAMPEONES HONDA						
6	1:54.305	23.636	28.113	26.697	35.859	223.0	1	3:56.268	2:19.752	31.613	27.822	37.081	
7	1:54.346	23.997	28.425	26.338	35.586	211.4	2	1:58.456	25.633	29.746	27.078	35.999	176.0
8	1:55.406	23.992	28.437	26.391	36.586	213.5	3	1:55.280	24.550	28.693	26.402	35.635	186.7
9	1:54.283	23.845	29.014	<b>26.222</b>	35.202	213.1	4	1:54.666	23.832	28.429	26.361	36.044	206.3
10	2:07.019B	23.985	28.601	26.841	47.592	215.6	5	1:56.837	23.978	29.962	26.752	36.145	207.1
11	2:45.775	1:12.346	28.805	28.938	35.686		6	1:54.100	24.027	28.678	26.356	35.039	208.6
12	<b>1:53.735</b>	23.557	28.173	26.612	35.393	216.9	7	2:04.305B	24.288	28.769	26.138	45.110	209.8
13	1:56.016	24.002	28.269	27.836	35.909	215.2	8	11:06.948	9:38.130	28.426	25.630	34.762	
14	1:54.000	23.812	28.090	26.677	35.421	209.8	9	1:49.925	<b>22.746</b>	27.751	25.146	34.282	218.1
15	2:01.740B	<b>23.524</b>	28.387	26.503	43.326	215.2	10	1:49.962	22.779	27.535	25.143	34.505	215.2
16	5:17.267	3:43.971	30.435	26.954	35.907		11	<b>1:49.502</b>	22.780	27.412	25.094	<b>34.216</b>	214.7
17	2:07.031	24.223	29.726	36.839	36.243	210.2	12	1:49.846	22.818	27.314	25.238	34.476	213.5
18	1:55.096	23.950	28.342	26.859	35.945	213.5	13	1:50.589	23.011	27.614	25.165	34.799	211.8
19	1:56.693	23.901	29.680	27.039	36.073	212.7	14	1:50.353	23.021	27.501	<b>25.056</b>	34.775	207.5
<b>5</b> OLEG PAWELEC POL WÓJCİK RACING JUNI HONDA							15 1:51.820 23.057 27.717 25.225 35.821 209.8						
1	2:10.195	34.317	30.587	28.042	37.249		16	1:50.993	22.803	<b>27.250</b>	25.344	35.596	213.5
2	1:56.596	24.452	29.454	26.760	35.930	206.3	<b>11</b> AMAURY MIZERA FRA MHP RACING - TECH SOLUTIONS HONDA						
3	1:56.028	24.439	28.838	26.597	36.154	211.0	1	2:30.789	57.221	29.959	27.433	36.176	
4	1:54.481	23.981	28.679	<b>26.239</b>	<b>35.582</b>	211.0	2	1:53.619	23.633	28.181	26.793	35.012	217.3
5	1:55.602	24.419	28.672	26.450	36.061	213.9	3	1:52.406	23.423	27.945	25.929	35.109	221.6
6	1:55.236	24.103	28.778	26.514	35.841	207.5	4	1:51.834	<b>23.314</b>	27.814	<b>25.753</b>	34.953	219.4
7	1:55.036	24.275	28.548	26.560	35.653	205.9	5	1:56.047	23.400	27.780	29.529	35.338	218.1
8	<b>1:54.446</b>	<b>23.701</b>	<b>28.516</b>	26.399	35.830	211.8	6	<b>1:51.774</b>	23.406	<b>27.645</b>	25.764	34.959	207.1
9	1:55.238	24.079	28.740	26.650	35.769	205.1	7	2:08.361B	24.958	28.910	27.623	46.870	208.2
10	2:05.005	26.936	30.566	29.130	38.373	204.0	8	8:26.829	6:54.955	29.675	26.651	35.548	
11	2:12.534B	25.226	29.953	27.414	49.941	198.8	9	1:53.103	23.596	28.090	26.170	35.247	213.1
12	9:58.243	8:16.258	30.458	33.650	37.877		10	1:52.155	23.608	27.906	26.023	<b>34.618</b>	215.2
13	1:58.749	25.463	29.331	27.192	36.763	193.6	11	1:52.323	23.469	27.862	26.095	34.897	213.5
14	1:56.012	24.445	28.973	26.540	36.054	200.3	12	2:09.794B	25.024	29.347	28.591	46.832	200.7





# Hawkers ETC

## FIM CEV REPSOL CIRCUITO DO ESTORIL 2020

### Free practice 2

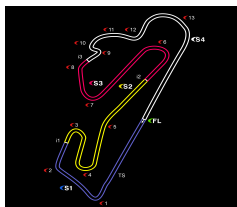
### Sector Analysis

— Invalidated Lap   ■ Personal Best   ■ Session Best   B Crossing the pit lane

Lap	Time	Sector 1	Sector 2	Sector 3	Sector 4	T.Spd	Lap	Time	Sector 1	Sector 2	Sector 3	Sector 4	T.Spd
13	5:11.219	3:40.442	28.869	26.627	35.281		14	1:53.406	23.852	28.387	25.787	35.380	205.9
14	1:54.111	23.569	27.942	26.432	36.168	213.9	<b>18</b> <b>ÁNGEL PIQUERAS</b> SPA						
15	1:53.183	23.526	28.481	26.122	35.054	211.4	ESTRELLA GALICIA 0,0 TT HONDA						
16	2:09.266B	25.035	29.927	27.368	46.936	201.0	1	2:47.859	1:20.031	27.952	25.448	34.428	
<b>12</b> <b>JACOB JOHN ROULSTONE</b> AUS							2	1:49.667	22.914	27.449	25.279	34.025	218.1
LEOPARD IMPALA JUNIOR TEAM HONDA							3	1:49.031	22.577	27.046	24.975	34.433	221.2
1	2:26.669	55.156	28.793	26.725	35.995		4	1:48.527	22.559	27.124	24.993	33.851	223.0
2	1:54.656	24.233	29.242	26.272	34.909	209.4	5	1:49.598	22.430	27.265	25.347	34.556	222.1
3	1:51.856	23.586	28.066	25.649	34.555	219.9	6	1:49.324	22.616	27.126	25.232	34.350	221.6
4	1:51.195	22.981	27.786	25.533	34.895	220.3	7	2:08.581B	22.743	32.359	26.360	47.119	219.9
5	1:51.907	23.041	27.988	25.733	35.145	216.4	8	6:33.657	5:05.582	28.090	25.473	34.512	
6	2:05.750B	23.396	28.068	25.624	48.662	217.7	9	1:49.316	22.829	27.360	25.094	34.033	214.3
7	13:27.339	...	28.722	25.690	35.012		10	1:48.855	22.555	27.308	24.964	34.028	217.3
8	1:51.752	22.998	27.788	25.842	35.124	215.2	11	1:51.016	22.565	27.235	27.013	34.203	214.7
9	1:51.418	22.871	27.438	26.189	34.920	216.9	12	1:48.863	22.510	27.100	25.138	34.115	216.0
10	1:51.111	23.071	27.892	25.708	34.440	213.5	13	1:49.429	22.574	27.308	25.418	34.129	215.6
11	2:34.839	1:07.015	27.953	25.353	34.518	209.4	14	1:49.598	22.794	27.361	25.277	34.166	214.3
12	1:51.472	23.126	27.453	26.006	34.887	212.3	15	1:49.552	22.673	27.562	25.160	34.157	214.7
13	1:50.837	23.134	27.754	25.398	34.551	213.9	16	1:49.723	22.751	27.475	25.396	34.101	212.3
14	1:50.505	23.018	27.799	25.305	34.383	213.5	17	1:49.385	22.611	27.372	25.054	34.348	213.9
15	1:50.841	23.232	27.521	25.745	34.343	213.5	18	1:49.438	22.803	27.318	25.146	34.171	213.5
<b>13</b> <b>MARCO TAPIA</b> SPA							19	1:48.611	22.606	27.178	24.837	33.990	215.6
LEOPARD IMPALA JUNIOR TEA HONDA							<b>21</b> <b>DEAN BERTA VIÑALES</b> SPA						
1	2:26.707	55.414	28.688	27.519	35.086		MVK DANI RIVAS TEAM HONDA						
2	1:50.837	23.149	27.834	25.259	34.595	212.7	1	35:39.325	...	28.413	25.581	34.766	
3	1:50.193	22.950	27.742	25.166	34.335	214.3	2	1:50.731	23.142	27.774	25.364	34.451	214.3
4	1:50.257	22.681	27.561	25.289	34.726	216.4	3	2:05.750	23.569	29.611	34.829	37.741	215.2
5	1:51.081	23.319	27.834	25.211	34.717	219.0	4	1:50.948	23.200	27.705	25.321	34.722	211.4
6	1:51.391	22.958	27.889	25.433	35.111	219.0	<b>24</b> <b>GUILLEM PLANQUES</b> FRA						
7	1:50.538	22.873	27.962	25.090	34.613	216.0	LARRESPORT CARRÉ D'OR HONDA						
8	2:07.559B	24.653	29.107	27.085	46.714	212.3	1	2:27.179	56.464	28.581	26.843	35.291	
9	9:51.025	8:22.648	28.318	25.473	34.586		2	1:55.408	24.111	29.893	26.223	35.181	195.7
10	1:50.773	22.890	27.591	25.624	34.668	217.3	3	1:52.525	23.317	27.912	26.113	35.183	223.9
11	1:53.222	22.895	27.500	28.223	34.604	211.4	4	1:51.941	23.350	27.862	25.742	34.987	219.9
12	1:50.090	22.866	27.480	25.334	34.410	215.2	5	1:51.428	22.962	27.714	25.719	35.033	223.4
13	1:52.368	23.314	29.283	25.312	34.459	212.3	6	1:51.823	23.108	27.731	25.912	35.072	221.6
14	1:51.120	22.962	27.756	25.094	35.308	211.4	7	1:52.235	23.054	27.874	25.868	35.439	223.4
15	1:50.595	23.041	27.713	25.278	34.563	207.8	8	2:10.961B	23.401	27.692	31.816	48.052	203.6
16	2:05.189B	23.041	29.743	27.057	45.348	208.2	9	10:58.299	9:28.464	28.034	26.238	35.563	
<b>17</b> <b>TORIN COLLINS</b> CAN							10	1:51.678	23.238	27.693	25.631	35.116	221.6
REALE AVINTIA MTA JUNIOR HONDA							11	1:56.671	22.816	27.622	29.984	36.249	220.8
1	2:27.714	55.846	29.266	26.911	35.691		12	1:52.199	23.157	27.880	25.863	35.299	219.0
2	1:54.366	23.994	29.230	25.956	35.186	204.8	13	1:52.216	23.275	27.744	25.868	35.329	215.6
3	1:52.578	23.452	28.286	25.826	35.014	212.3	14	1:52.037	23.209	27.861	25.756	35.211	216.4
4	1:52.711	23.377	28.542	25.787	35.005	210.6	15	2:15.594B	23.189	27.949	35.407	49.049	214.7
5	1:54.852	25.354	28.455	26.158	34.885	213.1	<b>27</b> <b>ROMEO SANDOVAL</b> SPA						
6	1:52.636	23.570	28.102	25.709	35.255	210.2	HAWKERS FI ARO TEAM HONDA						
7	1:53.410	23.534	28.629	25.928	35.319	211.0	1	2:10.105	37.993	29.192	26.755	36.165	
8	2:03.861B	23.810	28.408	25.832	45.811	207.5	2	2:01.340	23.709	28.518	32.837	36.276	221.2
9	8:48.945	7:19.126	28.627	25.951	35.241		3	1:53.367	23.795	28.186	26.226	35.160	216.0
10	1:53.113	23.652	28.383	25.753	35.325	204.8	4	1:53.002	23.298	28.031	26.296	35.377	210.6
11	1:52.853	23.639	28.208	25.752	35.254	204.0	5	1:52.388	23.406	28.121	25.933	34.928	219.4
12	2:05.891B	24.282	31.686	26.185	43.738	199.9	6	1:52.660	23.335	27.928	26.205	35.192	224.4
13	9:03.660	7:32.921	28.642	26.078	36.019								







# Hawkers ETC

## FIM CEV REPSOL CIRCUITO DO ESTORIL 2020

### Free practice 2

### Sector Analysis

— Invalidated Lap   ■ Personal Best   ■ Session Best   B Crossing the pit lane

Lap	Time	Sector 1	Sector 2	Sector 3	Sector 4	T.Spd	Lap	Time	Sector 1	Sector 2	Sector 3	Sector 4	T.Spd
7	1:52.412	23.217	28.026	26.087	35.082	225.3	4	1:52.089	23.528	27.869	25.641	35.051	223.0
8	2:06.726B	23.504	28.153	26.595	48.474	223.9	5	1:51.563	22.995	27.942	25.637	34.989	219.4
9	11:06.265	9:35.031	29.036	26.838	35.360		6	2:06.863B	23.698	28.608	25.979	48.578	219.0
10	2:07.782B	23.129	28.038	26.183	50.432	223.0	7	8:30.655B					
11	2:35.062	1:04.700	28.546	26.645	35.171		8	2:33.776	1:02.614	29.703	26.078	35.381	
12	1:53.989	24.548	28.576	25.816	35.049	212.7	9	1:52.205	23.453	28.013	25.569	35.170	216.9
13	1:53.455	23.406	28.282	26.357	35.410	216.9	10	1:51.117	23.095	27.898	25.413	34.711	215.6
14	1:52.029	23.265	27.935	25.863	34.966	217.7	11	1:55.447	23.872	30.324	26.138	35.113	217.7
15	1:52.016	23.155	28.055	25.806	35.000	214.3	12	1:52.596	23.078	27.889	26.197	35.432	216.4
16	1:51.831	23.049	27.921	25.764	35.097	217.3	13	1:55.716	24.696	30.235	25.591	35.194	212.7
							14	1:49.934	22.745	27.346	25.388	34.455	221.2
							15	2:11.113B	24.399	28.956	27.468	50.290	220.8

**29** HARRISON VOIGHT AUS  
SIC 58 SQUADRACORSE HONDA

1	2:21.030	48.411	29.892	27.170	35.557	
2	1:50.432	23.165	27.570	25.050	34.647	214.3
3	1:49.813	22.956	27.262	25.175	34.420	214.7
4	1:55.992	22.552	29.417	29.270	34.753	218.1
5	2:04.135	23.075	31.572	34.501	34.987	217.3
6	1:49.694	22.808	27.427	25.023	34.436	215.2
7	1:51.277	22.591	28.110	25.753	34.823	218.1
8	1:49.802	22.897	27.319	25.015	34.571	216.0
9	1:50.991	22.944	28.419	25.030	34.598	215.6
10	2:09.446B	24.637	29.217	30.547	45.045	205.5
11	6:33.841	5:03.618	28.619	26.913	34.691	
12	1:50.229	23.199	27.309	25.144	34.577	214.7
13	1:52.985	22.717	27.777	26.655	35.836	216.9
14	2:01.155B	23.154	27.671	26.754	43.576	221.2
15	6:35.231	5:06.390	28.327	25.772	34.742	
16	1:51.044	23.232	27.831	25.274	34.707	213.1

**30** COLLIN VEIJER NED  
APEX - CARDOSO RACING HONDA

1	2:32.272	1:03.999	28.312	25.444	34.517	
2	1:50.444	22.874	27.833	25.442	34.295	216.4
3	1:50.476	23.230	27.722	25.142	34.382	219.9
4	1:51.156	23.237	27.973	25.195	34.751	211.8
5	1:57.805B	23.341	27.889	25.607	40.968	213.1
6	6:14.106	4:44.798	28.678	25.644	34.986	
7	1:50.444	23.120	27.942	25.134	34.248	209.8
8	1:49.734	22.762	27.714	25.009	34.249	214.7
9	1:49.351	22.802	27.604	24.904	34.041	210.2
10	1:49.064	22.712	27.571	24.787	33.994	211.8
11	1:49.918	22.661	27.363	25.160	34.734	213.1
12	1:49.461	22.807	27.545	24.835	34.274	210.2
13	1:49.053	22.628	27.469	24.825	34.131	211.0
14	1:51.641	23.892	28.216	25.288	34.245	212.7
15	1:49.375	22.745	27.556	24.921	34.153	209.4
16	1:49.774	22.897	27.486	25.170	34.221	209.4
17	1:50.862	22.614	28.401	25.552	34.295	209.4
18	1:50.277	22.584	27.616	25.817	34.260	207.1
19	1:48.913	22.473	27.508	24.852	34.080	213.1

**36** SHARUL EZWAN SHARIL MAL  
LIQUI MOLY INTACT SIC JUN HONDA

1	2:11.895	41.495	28.690	26.454	35.256	
2	1:52.680	23.339	28.214	25.896	35.231	223.0
3	1:51.839	23.063	27.967	25.758	35.051	221.6

**38** JUAN RODRÍGUE SPA  
CUNA CAMPEONES HONDA

1	5:56.789					
2	3:51.882					
3	16:58.068					
4	9:25.042B					
5	3:24.058	1:56.662	27.531	25.181	34.684	
6	1:49.160	22.610	27.337	24.965	34.248	216.0

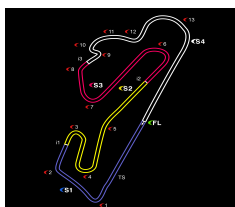
**39** BARTHOLOMÉ PERRIN FRA  
EQUIPE DE FRANCE GP HONDA

1	2:41.703	1:09.948	29.219	26.552	35.984	
2	1:53.022	23.413	28.240	25.729	35.640	209.0
3	1:52.228	23.320	28.153	25.612	35.143	209.0
4	1:53.915	23.919	28.844	25.994	35.158	212.3
5	1:54.990	24.517	28.656	26.054	35.763	210.2
6	1:53.597	23.640	28.491	25.972	35.494	204.8
7	1:53.232	23.439	28.226	25.824	35.743	204.8
8	2:06.098B	23.418	28.395	26.443	47.842	204.4
9	15:53.889	...	29.197	26.155	35.593	
10	1:52.573	23.586	28.239	25.543	35.205	202.9
11	1:52.069	23.231	28.256	25.443	35.139	204.4
12	1:51.977	23.208	28.138	25.435	35.196	205.1
13	1:51.995	23.323	28.134	25.435	35.103	202.9
14	2:08.998B	23.297	28.203	27.072	50.426	202.1

**48** IVÁN ORTOLÁ SPA  
OPENBANK ASPAR TEAM HONDA

1	3:19.287	1:48.466	29.050	26.234	35.537	
2	1:50.732	23.121	27.779	25.220	34.612	211.0
3	1:51.309	22.976	27.852	25.486	34.995	213.5
4	1:50.882	23.152	27.765	25.175	34.790	212.3
5	1:50.742	22.911	27.643	25.255	34.933	212.3
6	2:08.697B	22.950	29.681	27.924	48.142	211.4
7	14:49.629	...	29.273	26.257	34.991	
8	1:49.695	22.848	27.429	25.108	34.310	211.4
9	1:49.725	22.697	27.535	25.006	34.487	211.0
10	1:50.011	22.907	27.521	25.110	34.473	209.8
11	1:56.285	26.517	29.344	25.503	34.921	208.6
12	1:50.624	23.034	27.684	25.196	34.710	210.6
13	1:50.327	22.871	27.596	25.119	34.741	209.4
14	1:49.928	22.877	27.564	24.944	34.543	211.0





# Hawkers ETC

## FIM CEV REPSOL CIRCUITO DO ESTORIL 2020

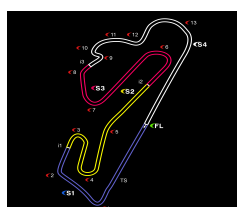
### Free practice 2

### Sector Analysis

— Invalidated Lap   ■ Personal Best   ■ Session Best   B Crossing the pit lane

Lap	Time	Sector 1	Sector 2	Sector 3	Sector 4	T.Spd	Lap	Time	Sector 1	Sector 2	Sector 3	Sector 4	T.Spd
<b>49</b> JULIO GARCÍA SPA													
JEREZ ANDALUCIA MOTOR TAL HONDA													
1	2:48.822	1:09.525	32.720	31.170	35.407		3	1:55.937	24.611	28.782	26.902	35.642	212.3
2	1:50.954	22.747	27.309	26.641	<b>34.257</b>	219.4	4	1:55.858	24.199	28.486	27.271	35.902	211.4
3	1:50.684	23.030	27.432	25.688	34.534	221.6	5	1:56.324	24.253	28.699	26.888	36.484	210.2
4	<b>1:49.303</b>	<b>22.468</b>	<b>27.253</b>	25.125	34.457	221.6	6	1:55.672	24.851	28.452	26.779	35.590	207.5
5	1:49.873	22.810	27.455	25.276	34.332	222.1	7	1:59.804	28.165	29.072	26.672	35.895	216.0
6	1:49.850	22.478	27.631	25.184	34.557	220.8	8	1:55.690	24.317	28.607	26.589	36.177	208.2
7	2:08.604 B	22.923	29.833	26.061	49.787	216.0	9	1:56.162	24.646	28.737	26.756	36.023	203.2
8	6:38.409	5:09.957	28.219	25.349	34.884		10	1:56.287	24.222	28.655	26.377	37.033	206.3
9	1:50.013	22.937	27.571	25.118	34.387	213.1	11	1:56.651	24.537	29.281	26.824	36.009	203.6
10	1:49.984	22.910	27.601	24.999	34.474	212.7	12	1:55.889	24.630	28.483	26.881	35.895	201.4
11	1:49.726	22.866	27.402	25.096	34.362	212.3	13	1:54.917	24.171	28.446	26.568	35.732	201.4
12	1:49.728	22.606	27.616	25.031	34.475	213.9	14	1:54.838	24.309	28.449	26.392	35.688	205.1
13	1:49.594	22.718	27.482	<b>24.985</b>	34.409	214.3	15	<b>1:53.417</b>	<b>23.621</b>	<b>28.199</b>	<b>26.210</b>	<b>35.387</b>	215.2
14	1:50.312	22.900	27.407	25.153	34.852	214.3	16	2:05.744 B	23.776	28.267	26.648	47.053	209.8
15	1:52.715	23.119	29.933	25.371	34.292	211.0	17	9:47.242	8:09.012	31.319	28.511	38.400	
16	1:49.759	22.743	27.401	25.159	34.456	217.7							
17	1:56.054	28.227	27.893	25.252	34.682	213.9							
18	1:50.770	22.996	28.019	25.243	34.512	216.9							
19	1:49.968	22.830	27.433	25.060	34.645	213.1							
<b>51</b> ANGELO TAGLIARINI ITA													
FM MOTORSPORT HONDA													
1	2:25.654	48.380	31.005	28.713	37.556								
2	2:02.645	25.243	31.586	28.880	36.936	203.6							
3	1:57.807	24.469	29.343	27.366	36.629	206.7							
4	2:06.952 B	24.457	29.479	27.527	45.489	206.7							
5	2:35.043	1:00.301	30.387	27.466	36.889								
6	1:57.446	24.662	28.972	27.396	36.416	203.2							
7	1:56.972	24.487	28.995	26.980	36.510	205.5							
8	1:58.017	24.796	29.129	27.165	36.927	202.9							
9	1:56.691	<b>24.371</b>	29.012	26.939	36.369	205.1							
10	1:56.735	24.639	29.095	<b>26.709</b>	36.292	204.4							
11	<b>1:56.448</b>	24.480	28.993	26.784	<b>36.191</b>	205.1							
12	1:56.549	24.387	29.028	26.774	36.360	203.6							
13	1:56.957	24.542	29.047	26.902	36.466	204.0							
14	1:59.334	24.447	29.867	27.321	37.699	203.2							
15	2:06.734 B	24.649	<b>28.963</b>	27.722	45.400	200.7							
16	5:37.092	4:02.397	29.972	27.625	37.098								
17	1:57.682	24.602	29.376	27.227	36.477	203.6							
18	1:56.957	24.459	29.016	26.950	36.532	204.4							
<b>54</b> ALBERTO FERRÁNDEZ SPA													
CUNA DE CAMPEONES HONDA													
1	38:48.538	...	30.329	27.172	35.578								
2	<b>1:49.267</b>	<b>22.709</b>	<b>27.246</b>	<b>25.110</b>	<b>34.202</b>	216.4							
<b>55</b> NOAH DETTWILER SWI													
REALE AVINTIA MTA JUNIOR HONDA													
1	2:26.700	55.633	<b>29.025</b>	<b>26.525</b>	<b>35.517</b>								
<b>58</b> MATEUSZ PASIUK POL													
WÓJCIK RACING JUNI HONDA													
1	2:10.102	34.003	30.694	28.096	37.309								
2	1:57.360	24.862	29.377	27.156	35.965	200.7							
<b>61</b> ILAN PERON FRA													
MEDIASYSTEM TEAM HONDA													
1	2:43.703	1:11.673	29.606	26.727	35.697								
2	1:54.044	23.964	28.683	26.209	35.188	202.5							
3	1:53.714	23.707	28.360	25.849	35.798	211.4							
4	1:53.090	<b>23.513</b>	28.617	25.985	34.975	209.4							
5	1:53.066	23.590	28.421	25.861	35.194	203.2							
6	1:53.063	23.545	28.550	25.858	35.110	204.4							
7	<b>1:52.229</b>	23.637	28.249	<b>25.600</b>	<b>34.743</b>	202.5							
8	2:08.361 B	23.928	28.676	26.564	49.193	208.6							
9	11:35.525	...	28.938	25.937	35.513								
10	1:53.812	23.894	28.537	26.131	35.250	198.1							
11	1:55.698	23.911	28.366	28.145	35.276	197.1							
12	1:52.431	23.884	<b>28.035</b>	25.632	34.880	198.1							
13	1:52.568	23.613	28.466	25.652	34.837	197.8							
14	1:53.883	23.766	28.962	25.896	35.259	201.0							
15	1:54.921	23.751	28.670	26.991	35.509	196.0							
16	1:53.759	23.830	28.363	26.304	35.262	197.4							
<b>62</b> BLAI TRIAS SPA													
ART BOX HONDA													
1	2:04.954	33.190	29.106	26.473	36.185								
2	1:53.488	23.402	28.844	26.427	34.815	216.9							
3	1:53.810	23.604	28.572	26.244	35.390	212.7							
4	1:52.535	23.454	28.241	25.663	35.177	211.0							
5	1:52.927	23.361	28.477	25.726	35.363	208.6							
6	1:52.572	23.433	28.212	25.742	35.185	209.4							
7	2:01.026	30.604	28.220	27.130	35.072	204.0							
8	1:52.739	23.583	28.337	25.585	35.234	215.2							
9	1:53.072	23.504	28.272	25.788	35.508	208.6							
10	2:11.316 B	26.987	28.451	26.033	49.845	207.1							
11	11:32.553	...	28.724	25.985	35.394								
12	1:52.549	23.519	28.119	25.652	35.259	207.1							
13	1:54.096	23.429	30.222	<b>25.465</b>	34.980	206.3							
14	1:51.857	23.358	27.926	25.610	34.963	206.3							
15	1:52.421	23.381	27.947	26.423	<b>34.670</b>	209.0							
16	<b>1:51.514</b>	<b>23.137</b>	<b>27.896</b>	25.470	35.011	211.0							
<b>66</b> PHILLIP TONN GER													
LIQUI MOLY INTACTGP SIC HONDA													
1	2:10.679	40.060	28.842	26.401	35.376								





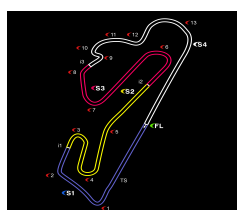
# Hawkers ETC FIM CEV REPSOL CIRCUITO DO ESTORIL 2020 Free practice 2

## Sector Analysis

— Invalidated Lap    ■ Personal Best    ■ Session Best    B Crossing the pit lane

Lap	Time	Sector 1	Sector 2	Sector 3	Sector 4	T.Sp	Lap	Time	Sector 1	Sector 2	Sector 3	Sector 4	T.Sp
2	1:54.179	24.402	28.642	25.904	35.231	210.2	18	1:51.937	23.490	27.819	25.538	35.090	204.0
3	1:52.116	23.243	28.103	25.732	35.038	219.0	19	1:52.007	23.397	27.944	25.616	35.050	204.0
4	1:52.945	23.366	28.379	25.920	35.280	218.6	<b>72</b> ÓSCAR ALMONACIL SPA						
5	1:52.114	23.382	28.079	25.603	35.050	213.9	H43TEAM NOBBY TALASUR-BLU HONDA						
6	1:52.240	23.151	27.797	25.827	35.465	215.6	1	2:06.493	29.767	29.697	29.588	37.441	
7	2:07.989B	23.732	28.540	26.063	49.654	211.0	2	1:59.684	26.845	31.424	26.121	35.294	211.8
8	4:01.864B						3	1:51.611	23.122	27.944	25.749	34.796	211.8
9	2:35.945	1:03.359	29.373	27.086	36.127		4	1:51.528	23.060	27.780	25.731	34.957	213.1
10	1:52.319	23.595	28.001	25.783	34.940	207.8	5	1:58.365B	22.862	27.961	25.650	41.892	216.4
11	1:56.287	24.994	28.993	26.568	35.732	208.6	6	15:42.246	...	29.147	25.904	35.125	
12	1:53.260	23.673	28.321	25.892	35.374	207.5	7	1:51.536	23.067	27.849	25.638	34.982	213.5
13	1:53.845	24.485	28.565	25.661	35.134	206.7	8	1:51.074	22.950	27.583	25.796	34.745	213.5
14	1:53.592	23.096	28.737	26.402	35.357	212.3	9	1:53.237	22.850	28.043	27.513	34.831	211.4
15	1:51.523	23.224	27.619	25.491	35.189	213.9	10	1:51.379	23.085	27.680	26.049	34.565	213.1
16	1:51.469	23.258	27.939	25.339	34.933	208.6	11	1:50.772	23.078	27.781	25.549	34.364	213.1
17	1:53.524	23.298	28.514	26.338	35.374	207.8	12	1:50.733	23.196	27.443	25.369	34.725	213.5
18	1:53.919	24.081	28.615	25.687	35.536	199.9	13	1:51.445	22.954	27.938	25.724	34.829	212.7
19	1:51.476	23.314	27.825	25.553	34.784	206.7	14	1:51.087	22.957	27.763	25.729	34.638	214.3
20	1:51.573	23.495	27.600	25.620	34.858	207.8	<b>69</b> MARCOS RUDA SPA						
							LAGLISSE ACADEMY HONDA						
1	2:28.504	57.313	29.587	26.350	35.254		<b>74</b> DAIJIRO SAKO JPN						
2	1:53.513	23.365	29.776	25.863	34.509	217.3	CUNA DE CAMPEONES HONDA						
3	1:50.751	22.954	27.942	25.337	34.518	221.6	1	3:56.265	2:19.433	31.595	27.741	37.496	
4	1:50.432	22.889	27.623	25.413	34.507	220.3	2	1:58.361	25.281	29.994	27.020	36.066	176.3
5	1:51.928	22.883	27.636	25.594	35.815	218.1	3	1:55.265	24.308	28.979	26.293	35.685	190.6
6	1:50.471	22.983	27.562	25.417	34.509	217.7	4	1:54.945	23.685	28.636	26.128	36.496	208.2
7	2:00.049B	22.910	27.654	25.614	43.871	219.4	5	1:54.755	23.929	29.164	26.194	35.468	201.8
8	10:30.338	8:59.499	31.015	25.546	34.278		6	1:54.748	25.565	28.155	25.729	35.299	210.2
9	1:51.635	22.962	27.499	26.883	34.291	216.0	7	2:03.664B	23.580	28.889	26.224	44.971	218.1
10	1:49.577	22.778	27.361	25.273	34.165	219.4	8	11:08.529	9:39.808	28.594	25.549	34.578	
11	1:49.970	22.835	27.332	25.637	34.166	218.1	9	1:50.204	22.739	27.744	25.220	34.501	215.6
12	1:49.678	22.915	27.371	25.329	34.063	215.6	10	1:50.350	23.345	27.345	25.382	34.278	210.2
13	1:49.351	22.913	27.330	25.159	33.949	216.9	11	1:49.624	22.889	27.395	25.064	34.276	219.9
14	1:51.899	22.976	27.712	25.664	35.547	215.2	12	1:50.933	22.702	27.710	25.807	34.714	219.4
15	2:07.653B	25.716	30.565	27.183	44.189	210.6	13	1:49.349	22.714	27.358	24.919	34.358	213.5
							<b>70</b> TYLER SCOTT USA						
							ESTRELLA GALICIA 0,0 TT HONDA						
1	2:50.760	1:19.015	29.330	26.524	35.891		14	1:50.002	22.939	27.498	25.181	34.384	218.6
2	1:53.255	23.617	28.343	25.890	35.405	211.8	15	1:51.824	23.440	28.076	25.561	34.747	214.3
3	1:52.979	23.318	28.168	25.875	35.618	211.4	16	1:49.485	22.551	27.378	25.038	34.518	218.1
4	1:52.405	23.351	27.941	25.888	35.225	211.4	<b>75</b> JUSTIN ALBERT FOKKERT NED						
5	1:52.605	23.341	27.975	25.984	35.305	211.0	TALENT TEAM HONDA						
6	1:52.741	23.364	28.058	25.949	35.370	209.4	1	2:04.839	30.118	29.414	28.036	37.271	
7	1:52.866	23.570	27.991	25.852	35.453	209.8	2	1:53.535	23.396	28.658	26.059	35.422	215.2
8	1:52.192	23.269	27.985	25.684	35.254	209.4	3	1:54.570	23.512	28.592	27.265	35.201	216.0
9	2:03.978B	23.547	28.527	26.434	45.470	206.3	4	1:52.112	23.175	27.977	25.867	35.093	216.4
10	6:53.719	5:21.507	29.150	26.801	36.261		5	1:55.752	23.990	31.021	25.655	35.086	215.6
11	1:52.706	23.540	27.945	25.881	35.340	212.7	6	1:56.737	23.253	28.778	28.880	35.826	217.3
12	1:52.996	23.247	27.943	25.652	36.154	209.4	7	2:09.386B	24.682	30.657	25.686	48.361	215.6
13	1:54.334	23.427	27.856	27.004	36.047	207.8	8	13:01.544	...	28.435	25.967	35.147	
14	1:51.720	23.661	27.704	25.760	34.595	209.0	9	1:53.006	23.920	27.986	25.504	35.596	220.3
15	1:51.718	23.379	27.738	25.662	34.939	213.1	10	1:56.023	23.236	27.807	28.708	36.272	213.1
16	1:52.554	23.522	27.914	25.637	35.481	208.6	11	1:51.615	23.503	27.704	25.637	34.771	212.3
17	1:52.522	23.548	27.722	25.939	35.313	203.2	12	1:51.712	23.369	27.738	25.654	34.951	212.3
							13 1:52.933 24.026 27.799 25.812 35.296 210.6						
							14 2:00.772 23.065 27.782 28.949 40.976 210.2						
							15 1:51.059 23.145 27.756 25.447 34.711 210.6						





# Hawkers ETC

## FIM CEV REPSOL CIRCUITO DO ESTORIL 2020

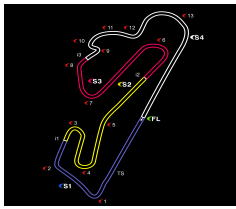
### Free practice 2

### Sector Analysis

— Invalidated Lap    ■ Personal Best    ■ Session Best    B Crossing the pit lane

Lap	Time	Sector 1	Sector 2	Sector 3	Sector 4	T.Spd	Lap	Time	Sector 1	Sector 2	Sector 3	Sector 4	T.Spd
<b>77</b> MATTIA VOLPI ITA SIC58 SQUADRA CORSE HONDA							8	2:09.840 B	23.317	30.121	27.606	48.796	219.9
1	2:21.478	50.619	28.881	26.547	35.431		9	10:55.028	9:21.494	32.418	26.223	34.893	
2	1:50.518	23.059	27.651	25.388	34.420	220.3	10	1:50.754	23.149	27.950	25.238	34.417	219.0
3	1:51.236	23.271	27.526	25.364	35.075	216.9	11	2:00.654	25.670	29.318	26.444	39.222	205.1
4	1:50.142	22.818	27.432	25.538	34.354	219.4	12	1:50.368	22.937	27.363	25.345	34.723	219.0
5	2:08.210	27.000	31.409	35.108	34.693	219.0	13	1:49.851	22.894	27.345	25.229	34.383	215.6
6	1:49.835	23.031	27.369	25.221	34.214	216.9	14	1:49.714	22.903	27.249	25.324	34.238	220.8
7	1:50.221	22.715	27.468	25.518	34.520	220.3	15	1:49.381	22.785	27.246	25.299	34.051	217.7
8	1:50.286	22.914	27.448	25.373	34.551	219.0	16	1:54.217	22.987	28.828	27.745	34.657	216.4
9	1:50.665	23.001	27.652	25.404	34.608	216.4	17	1:50.321	22.832	27.390	25.499	34.600	217.3
10	2:08.900 B	26.063	30.374	27.650	44.813	201.0							
11	6:34.033	5:03.614	29.262	26.326	34.831								
12	1:49.519	22.796	27.287	25.123	34.313	217.3							
13	1:50.319	22.730	27.272	25.459	34.858	216.4							
14	2:15.032 B	30.093	32.287	27.405	45.247	213.9							
15	7:10.848	5:33.330	32.434	29.220	35.864								
16	1:50.855	23.065	27.718	25.619	34.453	214.7							
<b>78</b> DAMIAN JIGALOV USA LIQUI MOLY INTACT SIC JUN HONDA							<b>84</b> ZONTA VD GOORBERGH NED TEAM SUPERB HONDA						
1	2:04.837	31.773	29.428	27.506	36.130		1	2:46.117	1:17.721	28.154	25.624	34.618	
2	1:55.710	24.145	28.815	26.884	35.866	210.2	2	1:49.125	22.637	27.457	24.939	34.092	218.6
3	1:54.967	24.096	28.360	26.577	35.934	213.1	3	1:50.543	22.969	27.904	25.156	34.514	219.4
4	1:55.512	24.357	28.818	26.669	35.668	213.1	4	1:49.272	22.595	27.432	24.994	34.251	219.0
5	1:54.684	23.747	28.443	26.612	35.882	213.1	5	1:48.944	22.675	27.163	24.987	34.119	218.1
6	1:54.796	23.698	28.580	26.723	35.795	216.9	6	2:00.611 B	25.648	27.558	25.248	42.157	219.9
7	2:10.245 B	26.159	30.795	27.659	45.632	212.3	7	16:41.651	...	28.096	25.324	34.337	
8	11:06.638	9:33.709	29.394	27.340	36.195		8	1:51.250	22.730	27.395	26.087	35.038	217.3
9	1:54.568	24.181	28.353	26.291	35.743	209.8	9	1:49.675	23.105	27.371	25.046	34.153	214.3
10	1:54.407	23.860	28.351	26.345	35.851	214.3	10	1:49.356	22.871	27.274	24.926	34.285	213.9
11	1:55.047	23.503	28.368	26.537	36.639	216.4	11	1:50.048	22.893	27.479	25.112	34.564	213.1
12	1:54.320	23.745	28.334	26.281	35.960	212.3	12	1:51.338	22.874	27.552	25.188	35.724	212.3
13	1:54.760	24.223	28.299	26.518	35.720	206.7	13	1:49.892	22.970	27.377	25.082	34.463	213.5
14	2:07.216 B	24.555	29.613	27.876	45.172	205.5	14	1:49.408	22.777	27.368	24.947	34.316	214.3
<b>80</b> DAVID ALONSO COL OPENBANK ASPAR TEAM HONDA							<b>86</b> MARIO MAYOR SPA LEOPARD IMPALA JUNIOR TEA HONDA						
1	3:34.158	2:05.429	28.472	25.755	34.502		1	2:26.665	55.604	29.036	26.590	35.435	
2	1:49.758	22.697	27.409	25.363	34.289	218.1	2	1:54.048	24.343	28.981	25.850	34.874	204.0
3	1:49.270	22.649	27.461	25.062	34.098	219.9	3	1:52.211	23.327	28.261	25.646	34.977	209.8
4	1:48.842	22.411	27.386	24.950	34.095	219.4	4	1:51.462	23.344	28.158	25.629	34.331	208.2
5	1:48.979	22.514	27.373	25.046	34.046	219.0	5	1:52.034	23.185	28.014	25.746	35.089	210.6
6	1:48.895	22.496	27.334	25.019	34.046	218.6	6	1:51.877	23.448	28.150	25.703	34.576	209.0
7	2:01.001 B	23.075	27.774	25.452	44.700	218.1	7	1:51.928	23.232	28.018	25.721	34.957	209.4
8	13:01.649	...	30.354	26.117	34.932		8	2:05.365 B	23.468	28.303	25.874	47.720	208.2
<b>83</b> ALVARO CARPE SPA HAWKERS FI ARO TEAM HONDA							<b>93</b> SERGIO BERNAL SPA JAMT HONDA						
1	2:21.951	49.559	29.618	26.790	35.984		1	2:44.225	1:12.292	29.462	26.639	35.832	
2	1:51.556	23.370	27.952	25.742	34.492	221.6	2	1:53.355	23.784	28.216	25.931	35.424	208.6
3	1:51.299	22.926	27.473	25.964	34.936	224.8	3	1:56.914	24.375	28.937	28.007	35.595	211.8
4	1:50.567	22.919	27.615	25.463	34.570	227.1	4	1:53.024	23.394	28.037	25.886	35.707	211.4
5	1:53.655	23.088	27.822	27.721	35.024	223.9	5	2:06.740 B	23.874	28.080	27.898	46.888	206.7
6	1:52.068	22.902	28.069	25.684	35.413	221.6	6	11:03.252	9:21.684	31.454	33.804	36.310	
7	1:50.327	22.965	27.596	25.393	34.373	220.8	7	1:54.249	23.742	28.408	26.356	35.743	208.6
							8	1:53.541	23.646	28.354	26.040	35.501	207.1
							9	1:52.294	23.261	28.094	25.584	35.355	209.0
							10	1:52.175	23.214	27.885	25.667	35.409	207.1
							11	1:52.341	23.366	28.124	25.693	35.158	205.1
							12	1:52.223	23.358	27.986	25.597	35.282	206.3
							13	1:53.064	23.470	28.175	25.700	35.719	202.9
							14	1:52.042	23.277	28.027	25.715	35.023	205.5





# Hawkers ETC

## FIM CEV REPSOL CIRCUITO DO ESTORIL 2020

### Free practice 2

### Sector Analysis

— Invalidated Lap

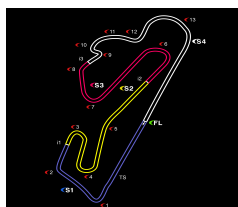
■ Personal Best

■ Session Best

B Crossing the pit lane

Lap	Time	Sector 1	Sector 2	Sector 3	Sector 4	T.Spd	Lap	Time	Sector 1	Sector 2	Sector 3	Sector 4	T.Spd
15	1:52.499	23.238	28.026	25.961	35.274	207.8							
16	1:52.347	23.312	27.909	25.613	35.513	207.8							
<b>95</b>	<b>MARCO MORELLI</b>					SPA							
	ESTRELLA GALICIA 0,0 TT					HONDA							
1	2:50.227	1:21.101	28.308	25.743	35.075								
2	<b>1:49.602</b>	22.912	27.346	25.208	<b>34.136</b>	220.8							
3	1:49.630	22.774	27.347	25.267	34.242	223.9							
4	1:50.032	<b>22.768</b>	27.307	25.421	34.536	223.9							
5	1:50.075	22.900	27.444	25.326	34.405	220.3							
6	2:15.886 <b>B</b>	29.519	31.096	26.752	48.519	218.6							
7	8:16.816	6:45.430	30.896	25.730	34.760								
8	1:50.979	23.125	27.641	25.732	34.481	214.7							
9	1:50.257	23.098	27.321	25.450	34.388	217.3							
10	1:50.055	23.027	27.448	25.258	34.322	215.2							
11	1:49.761	22.903	27.452	<b>25.168</b>	34.238	216.4							
12	1:49.931	22.980	<b>27.218</b>	25.298	34.435	217.3							
13	1:54.446	22.878	28.827	27.992	34.749	216.9							
14	1:49.953	22.981	27.338	25.303	34.331	216.4							
15	1:54.353	26.466	27.751	25.672	34.464	213.1							
16	1:50.390	23.069	27.332	25.380	34.609	217.7							
17	1:50.295	22.961	27.541	25.337	34.456	217.3							
18	1:57.022	24.339	30.110	26.922	35.651	218.1							





## Hawkers ETC

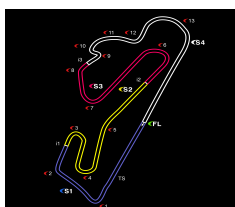
### FIM CEV REPSOL CIRCUITO DO ESTORIL 2020

#### Free practice 2

#### Best Top Speed

No Rider	Team	Class	Top 1		Top 2		Top 3		Top 4		Top 5		Avg	
			Kph	Lap	Kph	Lap	Kph	Lap	Kph	Lap	Kph	Lap		
83	ALVARO CARPE	HAWKERS FI ARO TEAM	ETC	227.1	4	224.8	3	223.9	5	221.6	6	221.6	2	223,8
27	ROMEO SANDOVAL	HAWKERS FI ARO TEAM	ETC	225.3	7	224.4	6	223.9	8	223.0	10	221.2	2	223,6
24	GUILLEM PLANQUES	LARRESPORT CARRÉ D'OR	ETC	223.9	3	223.4	7	223.4	5	221.6	6	221.6	10	222,8
95	MARCO MORELLI	ESTRELLA GALICIA 0,0 TT	ETC	223.9	3	223.9	4	220.8	2	220.3	5	218.6	6	221,5
4	MILAN PAWELEC	WÓJCIK RACING JUNI	ETC	223.0	6	216.9	12	216.4	2	215.6	10	215.2	15	217,4
18	ÁNGEL PIQUERAS	ESTRELLA GALICIA 0,0 TT	ETC	223.0	4	222.1	5	221.6	6	221.2	3	219.9	7	221,6
36	SHARUL EZWAN SHARIL	LIQUI MOLY INTACT SIC JUN	ETC	223.0	2	223.0	4	221.6	3	221.2	14	220.8	15	221,9
7	FILIPPO FARIOLI	IKONO LAGLISSE ACADEMY	ETC	222.5	12	221.6	13	220.8	6	219.9	4	219.0	5	220,8
49	JULIO GARCÍA	JEREZ ANDALUCIA MOTOR TAL	ETC	222.1	5	221.6	3	221.6	4	220.8	6	219.4	2	221,1
11	AMAURY MIZERA	MHP RACING - TECH SOLUTIONS	ETC	221.6	3	219.4	4	218.1	5	217.3	2	215.2	10	218,3
69	MARCOS RUDA	LAGLISSE ACADEMY	ETC	221.6	3	220.3	4	219.4	7	219.4	10	218.1	5	219,8
29	HARRISON VOIGHT	SIC 58 SQUADRACORSE	ETC	221.2	14	218.1	4	218.1	7	217.3	5	216.9	13	218,3
12	JACOB JOHN ROULSTONE	LEOPARD IMPALA JUNIOR TEAM	ETC	220.3	4	219.9	3	217.7	6	216.9	9	216.4	5	218,2
75	JUSTIN ALBERT FOKKERT	TALENT TEAM	ETC	220.3	9	217.3	6	216.4	4	216.0	3	215.6	7	217,1
77	MATTIA VOLPI	SIC58 SQUADRA CORSE	ETC	220.3	2	220.3	7	219.4	4	219.0	8	219.0	5	219,6
30	COLLIN VEIJER	APEX - CARDOSO RACING	ETC	219.9	3	216.4	2	214.7	8	213.1	19	213.1	5	215,4
74	DAIJIRO SAKO	CUNA DE CAMPEONES	ETC	219.9	11	219.4	12	218.6	14	218.1	16	218.1	7	218,8
80	DAVID ALONSO	OPENBANK ASPAR TEAM	ETC	219.9	3	219.4	4	219.0	5	218.6	6	218.1	2	219,0
84	ZONTA VD GOORBERGH	TEAM SUPERB	ETC	219.9	6	219.4	3	219.0	4	218.6	2	218.1	5	219,0
13	MARCO TAPIA	LEOPARD IMPALA JUNIOR TEA	ETC	219.0	6	219.0	5	217.3	10	216.4	4	216.0	7	217,5
66	PHILLIP TONN	LIQUI MOLY INTACTGP SIC	ETC	219.0	3	218.6	4	215.6	6	213.9	15	213.9	5	216,2
3	MATEO PEDENEAU	MHP RACING - TECH SOLUTIO	ETC	218.6	4	215.6	3	214.3	2	214.3	9	210.6	12	214,7
10	ADRIÁN CRUCES	CUNA DE CAMPEONES	ETC	218.1	9	215.2	10	214.7	11	213.5	12	213.5	16	215,0
62	BLAI TRIAS	ART BOX	ETC	216.9	2	215.2	8	212.7	3	211.0	16	211.0	4	213,4
78	DAMIAN JIGALOV	LIQUI MOLY INTACT SIC JUN	ETC	216.9	6	216.4	11	214.3	10	213.1	3	213.1	4	214,8
54	ALBERTO FERRÁNDEZ	CUNA DE CAMPEONES	ETC	216.4	2									216,4
72	ÓSCAR ALMONACIL	H43TEAM NOBBY TALASUR-BLU	ETC	216.4	5	214.3	14	213.5	12	213.5	8	213.5	7	214,2
38	JUAN RODRÍGUE	CUNA CAMPEONES	ETC	216.0	6									216,0
58	MATEUSZ PASIUK	WÓJCIK RACING JUNI	ETC	216.0	7	215.2	15	212.3	3	211.4	4	210.2	5	213,0
21	DEAN BERTA VIÑALES	MVK DANI RIVAS TEAM	ETC	215.2	3	214.3	2	211.4	4					213,6
5	OLEG PAWELEC	WÓJCIK RACING JUNI	ETC	213.9	5	211.8	8	211.0	3	211.0	4	207.5	6	211,0
48	IVÁN ORTOLÁ	OPENBANK ASPAR TEAM	ETC	213.5	3	212.3	4	212.3	5	211.4	8	211.4	6	212,2
17	TORIN COLLINS	REALE AVINTIA MTA JUNIOR	ETC	213.1	5	212.3	3	211.0	7	210.6	4	210.2	6	211,4
70	TYLER SCOTT	ESTRELLA GALICIA 0,0 TT	ETC	213.1	15	212.7	11	211.8	2	211.4	3	211.4	4	212,1
39	BARTHOLOMÉ PERRIN	EQUIPE DE FRANCE GP	ETC	212.3	4	210.2	5	209.0	2	209.0	3	205.1	12	209,1
93	SERGIO BERNAL	JAMT	ETC	211.8	3	211.4	4	209.0	9	208.6	2	208.6	7	209,9
61	ILAN PERON	MEDIASYSTEM TEAM	ETC	211.4	3	209.4	4	208.6	8	204.4	6	203.2	5	207,4
86	MARIO MAYOR	LEOPARD IMPALA JUNIOR TEA	ETC	210.6	5	209.8	3	209.4	7	209.0	6	208.2	8	209,4
51	ANGELO TAGLIARINI	FM MOTORSPORT	ETC	206.7	3	206.7	4	205.5	7	205.1	11	205.1	9	205,8
2	MARCEAU LAPIERRE	MVK DANI RIVAS TALENT TEA	ETC											
44	HUGO MILLÁN	CUNA DE CAMPEONES	ETC											
55	NOAH DETTWILER	REALE AVINTIA MTA JUNIOR	ETC											





# Hawkers ETC

## FIM CEV REPSOL CIRCUITO DO ESTORIL 2020

### Free practice 2

### List of competitors, riders and bikes allowed to take part

No Rider	Nat	Team	Bike	Class
2 MARCEAU LAPIERRE	FRA	MVK DANI RIVAS TALENT TEA	HONDA	ETC
3 MATEO PEDENEAU	FRA	MHP RACING - TECH SOLUTIO	HONDA	ETC
4 MILAN PAWELEC	POL	WÓJCIK RACING JUNI	HONDA	ETC
5 OLEG PAWELEC	POL	WÓJCIK RACING JUNI	HONDA	ETC
7 FILIPPO FARIOLI	ITA	IKONO LAGLISSE ACADEMY	HONDA	ETC
10 ADRIÁN CRUCES	SPA	CUNA DE CAMPEONES	HONDA	ETC
11 AMAURY MIZERA	FRA	MHP RACING - TECH SOLUTIONS	HONDA	ETC
12 JACOB JOHN ROULSTONE	AUS	LEOPARD IMPALA JUNIOR TEAM	HONDA	ETC
13 MARCO TAPIA	SPA	LEOPARD IMPALA JUNIOR TEA	HONDA	ETC
17 TORIN COLLINS	CAN	REALE AVINTIA MTA JUNIOR	HONDA	ETC
18 ÁNGEL PIQUERAS	SPA	ESTRELLA GALICIA 0,0 TT	HONDA	ETC
21 DEAN BERTA VIÑALES	SPA	MVK DANI RIVAS TEAM	HONDA	ETC
24 GUILLEM PLANQUES	FRA	LARRESPORT CARRÉ D'OR	HONDA	ETC
27 ROMEO SANDOVAL	SPA	HAWKERS FI ARO TEAM	HONDA	ETC
29 HARRISON VOIGHT	AUS	SIC 58 SQUADRACORSE	HONDA	ETC
30 COLLIN VEIJER	NED	APEX - CARDOSO RACING	HONDA	ETC
36 SHARUL EZWAN SHARIL	MAL	LIQUI MOLY INTACT SIC JUN	HONDA	ETC
38 JUAN RODRÍGUE	SPA	CUNA CAMPEONES	HONDA	ETC
39 BARTHOLOMÉ PERRIN	FRA	EQUIPE DE FRANCE GP	HONDA	ETC
44 HUGO MILLÁN	SPA	CUNA DE CAMPEONES	HONDA	ETC
48 IVÁN ORTOLÁ	SPA	OPENBANK ASPAR TEAM	HONDA	ETC
49 JULIO GARCÍA	SPA	JEREZ ANDALUCIA MOTOR TAL	HONDA	ETC
51 ANGELO TAGLIARINI	ITA	FM MOTORSPORT	HONDA	ETC
54 ALBERTO FERRÁNDEZ	SPA	CUNA DE CAMPEONES	HONDA	ETC
55 NOAH DETTWILER	SWI	REALE AVINTIA MTA JUNIOR	HONDA	ETC
58 MATEUSZ PASIUK	POL	WÓJCIK RACING JUNI	HONDA	ETC
61 ILAN PERON	FRA	MEDIASYSTEM TEAM	HONDA	ETC
62 BLAI TRIAS	SPA	ART BOX	HONDA	ETC
66 PHILLIP TONN	GER	LIQUI MOLY INTACTGP SIC	HONDA	ETC
69 MARCOS RUDA	SPA	LAGLISSE ACADEMY	HONDA	ETC
70 TYLER SCOTT	USA	ESTRELLA GALICIA 0,0 TT	HONDA	ETC
72 ÓSCAR ALMONACIL	SPA	H43TEAM NOBBY TALASUR-BLU	HONDA	ETC
74 DAIJIRO SAKO	JPN	CUNA DE CAMPEONES	HONDA	ETC
75 JUSTIN ALBERT FOKKERT	NED	TALENT TEAM	HONDA	ETC
77 MATTIA VOLPI	ITA	SIC58 SQUADRA CORSE	HONDA	ETC
78 DÁMIAN JIGALOV	USA	LIQUI MOLY INTACT SIC JUN	HONDA	ETC
80 DAVID ALONSO	COL	OPENBANK ASPAR TEAM	HONDA	ETC
83 ALVARO CARPE	SPA	HAWKERS FI ARO TEAM	HONDA	ETC
84 ZONTA VD GOORBERGH	NED	TEAM SUPERB	HONDA	ETC
86 MARIO MAYOR	SPA	LEOPARD IMPALA JUNIOR TEA	HONDA	ETC
93 SERGIO BERNAL	SPA	JAMT	HONDA	ETC
95 MARCO MORELLI	SPA	ESTRELLA GALICIA 0,0 TT	HONDA	ETC

42 Competitors

Published at: .....

Clerk of the Course:	Timekeeper:
----------------------	-------------

