


4318 m.

# myWorld MOTORRAD GRAND PRIX VON ÖSTERREICH

## Rookies Cup

### Race Nr. 2

#### Classification after 17 laps = 73.406 km

Pos		Rider	Nation	Team	Motorcycle	Total Time	Km/h	Gap
1	25	37 <b>Pedro ACOSTA</b>	SPA	Red Bull MotoGP Rookies Cup	KTM	28'38.883	153.7	
2	20	64 <b>David MUÑOZ</b>	SPA	Red Bull MotoGP Rookies Cup	KTM	28'39.097	153.7	0.214
3	16	96 <b>Daniel HOLGADO</b>	SPA	Red Bull MotoGP Rookies Cup	KTM	28'39.273	153.7	0.390
4	13	80 <b>David ALONSO</b>	COL	Red Bull MotoGP Rookies Cup	KTM	28'39.332	153.7	0.449
5	11	7 <b>Daniel MUÑOZ</b>	SPA	Red Bull MotoGP Rookies Cup	KTM	28'39.482	153.6	0.599
6	10	24 <b>Ivan ORTOLÁ</b>	SPA	Red Bull MotoGP Rookies Cup	KTM	28'40.495	153.5	1.612
7	9	29 <b>Billy VAN EERDE</b>	AUS	Red Bull MotoGP Rookies Cup	KTM	28'40.607	153.5	1.724
8	8	84 <b>Zonta VAN DEN GOORB</b>	NED	Red Bull MotoGP Rookies Cup	KTM	28'40.669	153.5	1.786
9	7	28 <b>Matteo BERTELLE</b>	ITA	Red Bull MotoGP Rookies Cup	KTM	28'40.552	153.5	1.669
10	6	95 <b>Collin VEIJER</b>	NED	Red Bull MotoGP Rookies Cup	KTM	28'41.016	153.5	2.133
11	5	48 <b>Gabin PLANQUES</b>	FRA	Red Bull MotoGP Rookies Cup	KTM	28'41.165	153.5	2.282
12	4	13 <b>Sho NISHIMURA</b>	JPN	Red Bull MotoGP Rookies Cup	KTM	28'41.663	153.4	2.780
13	3	19 <b>Scott OGDEN</b>	GBR	Red Bull MotoGP Rookies Cup	KTM	28'41.733	153.4	2.850
14	2	55 <b>Noah DETTWILER</b>	SWI	Red Bull MotoGP Rookies Cup	KTM	28'41.885	153.4	3.002
15	1	11 <b>Alex ESCRIG</b>	SPA	Red Bull MotoGP Rookies Cup	KTM	28'42.972	153.6	4.089
16		38 <b>David SALVADOR</b>	SPA	Red Bull MotoGP Rookies Cup	KTM	28'43.941	153.5	5.058
17		89 <b>Marcos URIARTE</b>	SPA	Red Bull MotoGP Rookies Cup	KTM	28'43.957	153.5	5.074
18		58 <b>Luca LUNETTA</b>	ITA	Red Bull MotoGP Rookies Cup	KTM	28'53.081	152.4	14.198
19		34 <b>Mario AJI</b>	INA	Red Bull MotoGP Rookies Cup	KTM	28'53.204	152.4	14.321
20		88 <b>Artem MARAEV</b>	RUS	Red Bull MotoGP Rookies Cup	KTM	28'59.784	152.1	20.901
21		6 <b>Phillip TONN</b>	GER	Red Bull MotoGP Rookies Cup	KTM	29'05.591	151.3	26.708
22		23 <b>Alex MILLAN</b>	SPA	Red Bull MotoGP Rookies Cup	KTM	29'10.090	150.9	31.207
23		97 <b>Rocco LANDERS</b>	USA	Red Bull MotoGP Rookies Cup	KTM	29'23.897	149.8	45.014
24		39 <b>Bartholomé PERRIN</b>	FRA	Red Bull MotoGP Rookies Cup	KTM	29'23.924	149.8	45.041

**Race condition: Dry****Air: 29°****Humidity: 46%****Ground: 49°****Pole Position:****Fastest Lap:****Best Race Lap:****All Time Lap Record:**

Lap	Rider	Time	Km/h
Lap 17	<b>Gabin PLANQUES</b>	1'39.858	155.6 Km/h
2016	<b>Ayumu SASAKI</b>	1'39.302	156.5 Km/h
2016	<b>Ayumu SASAKI</b>	1'39.302	156.5 Km/h

15:30'25

15:43'24

15:45'53

15:47'15

16:01'53 Alex MILLAN

16:01'58 Alex MILLAN

16:02'56 Phillip TONN16:07'00 Alex MILLAN16:07'49 Mario AJI16:31'03 Marcos URIARTE16:31'03 Artem MARAEV16:31'03 David SALVADOR16:31'03 Alex ESCRIG16:32'33 Matteo BERTELLE**SIGHTING LAP START****WARM UP LAP START****RACE START****No jump start**

crashed out - Rider OK

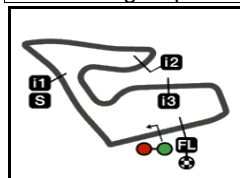
re-joined race

**Long lap penalty due to exceeding track limit****Long lap penalty due to exceeding track limit****Long lap penalty due to exceeding track limit****3 seconds penalty due to exceeding track limit****3 seconds penalty due to exceeding track limit****3 seconds penalty due to exceeding track limit****3 seconds penalty due to exceeding track limit****1 position penalty**

The results are provisional until the end of the limit for protest and appeals.

Time limit for protest expires 30' after publication of the results - ..... Time: .....

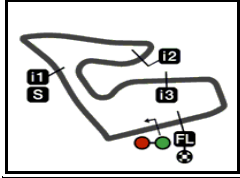
DORNA DATA PROCESSING TIMING SERVICE DORNA DATA PROCESSING TIMING SERVICE DORNA DATA PROCESSING TIMING SERVICE DORNA DATA PROCESSING TIMING SERVICE DORNA DATA PROCESSING TIMING SERVICE DORNA DATA PROCESSING TIMING SERVICE DORNA DATA PROCESSING TIMING SERVICE DORNA DATA PROCCESSSS



4318 m.

**Rookies Cup****myWorld MOTORRAD GRAND PRIX VON ÖSTERREICH****Race Nr. 2****Top Speed & Average**

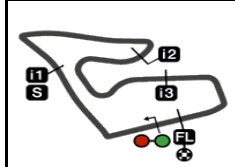
Rider	Nation	Motorcycle	Top 5 speeds					Average	Top
95 Collin VEIJER	NED	KTM	212.1	211.7	211.3	211.3	210.9	211.5	212.1
24 Ivan ORTOLÁ	SPA	KTM	211.7	209.3	208.8	208.8	208.4	209.4	211.7
55 Noah DETTWILER	SWI	KTM	211.7	211.3	210.9	210.5	210.5	211.0	211.7
84 Zonta VAN DEN GOORBERGH	NED	KTM	211.7	211.7	210.9	210.9	210.5	211.0	211.7
7 Daniel MUÑOZ	SPA	KTM	211.3	210.5	210.1	209.7	209.7	210.3	211.3
11 Alex ESCRIG	SPA	KTM	211.3	210.5	210.1	210.1	208.4	209.8	211.3
13 Sho NISHIMURA	JPN	KTM	211.3	210.9	209.3	208.8	208.4	209.7	211.3
29 Billy VAN EERDE	AUS	KTM	211.3	211.3	210.1	210.1	209.7	210.5	211.3
19 Scott OGDEN	GBR	KTM	210.9	210.1	210.1	209.7	209.7	210.1	210.9
28 Matteo BERTELLE	ITA	KTM	210.9	210.9	210.9	210.1	209.7	210.5	210.9
38 David SALVADOR	SPA	KTM	210.9	209.3	208.4	208.0	208.0	208.9	210.9
48 Gabin PLANQUES	FRA	KTM	210.9	210.1	209.3	208.0	208.0	209.3	210.9
89 Marcos URIARTE	SPA	KTM	210.5	210.5	209.7	209.7	209.3	209.9	210.5
23 Alex MILLAN	SPA	KTM	210.1	209.7	208.4	208.4	208.4	209.0	210.1
96 Daniel HOLGADO	SPA	KTM	209.3	208.8	208.0	208.0	207.6	208.3	209.3
34 Mario AJI	INA	KTM	208.8	208.4	208.0	206.8	206.5	207.7	208.8
58 Luca LUNETTA	ITA	KTM	208.8	208.0	207.2	206.8	206.1	207.2	208.8
88 Artem MARAEV	RUS	KTM	208.8	208.4	206.1	204.9	204.1	206.5	208.8
6 Phillip TONN	GER	KTM	207.2	205.7	204.5	203.7	203.0	204.8	207.2
39 Bartholomé PERRIN	FRA	KTM	207.2	203.3	200.0	199.6	198.8	201.3	207.2
37 Pedro ACOSTA	SPA	KTM	206.8	206.1	206.1	205.7	205.3	206.0	206.8
64 David MUÑOZ	SPA	KTM	206.8	206.5	206.5	205.7	204.9	205.7	206.8
80 David ALONSO	COL	KTM	206.8	206.8	206.5	206.1	206.1	206.5	206.8
97 Rocco LANDERS	USA	KTM	205.7	201.4	200.0	199.6	199.6	201.3	205.7



4318 m.

**RookiesCup****myWorld MOTORRAD GRAND PRIX VON ÖSTERREICH****Race Nr. 2****Fastest Laps Sequence**

<i>Lap</i>	<i>Race Time</i>	 <i>Rider</i>	<i>Nation</i>	<i>Motorcycle</i>	<i>Time</i>	<i>Km/h</i>	<i>Riders's Lap</i>
2	<b>3'25.925</b>	37 <b>Pedro ACOSTA</b>	SPA	KTM	<b>1'41.064</b>	153.8	2
2	<b>3'26.040</b>	64 <b>David MUÑOZ</b>	SPA	KTM	<b>1'41.039</b>	153.8	2
2	<b>3'26.108</b>	24 <b>Ivan ORTOLÁ</b>	SPA	KTM	<b>1'40.961</b>	153.9	2
2	<b>3'26.345</b>	80 <b>David ALONSO</b>	COL	KTM	<b>1'40.321</b>	154.9	2
2	<b>3'27.110</b>	89 <b>Marcos URIARTE</b>	SPA	KTM	<b>1'40.139</b>	155.2	2
5	<b>8'29.848</b>	11 <b>Alex ESCRIG</b>	SPA	KTM	<b>1'40.045</b>	155.3	5
5	<b>8'30.790</b>	29 <b>Billy VAN EERDE</b>	AUS	KTM	<b>1'40.020</b>	155.4	5
16	<b>26'59.617</b>	7 <b>Daniel MUÑOZ</b>	SPA	KTM	<b>1'39.950</b>	155.5	16
17	<b>28'39.482</b>	7 <b>Daniel MUÑOZ</b>	SPA	KTM	<b>1'39.865</b>	155.6	17
17	<b>28'41.165</b>	48 <b>Gabin PLANQUES</b>	FRA	KTM	<b>1'39.858</b>	155.6	17



4318 m.

# RookiesCup

## myWorld MOTORRAD GRAND PRIX VON ÖSTERREICH

### Race Nr. 2

### Chronological Analysis of Performances

* Lap / Sector time cancelled							* Lap / Sector time cancelled									
P Crossing the finish line in pit lane							P Crossing the finish line in pit lane									
T1 Time from finish line to 1st intermediate							T1 Time from finish line to 1st intermediate									
T2 Time from 1st intermed. to 2nd intermed.							T2 Time from 1st intermed. to 2nd intermed.									
T3 Time from 2nd intermed. to 3rd intermed.							T3 Time from 2nd intermed. to 3rd intermed.									
T4 Time from 3rd intermediate to finish line							T4 Time from 3rd intermediate to finish line									
Lap	Lap Time	T1	T2	T3	T4	Speed	Lap	Lap Time	T1	T2	T3	T4	Speed			
<b>1st 37 Pedro ACOSTA</b> Red Bull MotoGP Roo SPA																
Runs=1				Total laps=17				Full laps=15								
1	1'44.861	26.265	32.084	27.371	19.141	203.0	5	1'40.385	22.466	32.094	26.765	19.060	206.5			
2	1'41.064	22.569	32.275	27.165	19.055	202.2	6	1'41.280	22.479	32.387	27.367	19.047	206.5			
3	1'41.481	22.710	32.283	27.217	19.271	200.3	7	1'41.177	23.170	32.148	26.863	18.996	206.5			
4	1'41.002	22.562	32.458	26.875	19.107	200.3	8	1'40.781	22.482	32.046	27.022	19.231	206.5			
5	1'40.447	22.447	31.930	27.088	18.982	206.8	9	1'41.460	22.519	32.440	27.150	19.351	207.6			
6	1'41.472	22.593	32.411	27.511	18.957	202.6	10	1'40.651	22.788	31.969	26.830	19.064	200.7			
7	1'40.892	22.819	32.124	26.955	18.994	199.2	11	1'40.656	22.431	32.117	27.020	19.088	207.2			
8	1'41.008	22.507	32.195	27.164	19.142	206.1	12	1'41.045 *	22.567	32.153	27.190	19.135 *	208.0			
9	1'41.282	22.624	32.043	27.481	19.134	204.9	13	1'41.378	22.976	32.498	26.971	18.933	202.2			
10	1'40.738	23.105	31.618	27.014	19.001	204.1	14	1'40.196	22.336	32.146	26.770	18.944	208.8			
11	1'40.459	22.612	31.710	27.061	19.076	205.7	15	1'40.929	22.544	32.377	26.911	19.097	205.3			
12	1'41.621	22.982	32.290	27.293	19.056	196.7	16	1'40.133	22.305	32.158	26.797	18.873	208.0			
13	1'40.383 *	22.371	31.775	27.226	19.011 *	206.1	17	1'40.406	22.542	31.843	27.004	19.017	206.8			
14	1'40.679	22.522	31.765	27.242	19.150	201.8										
15	1'40.761	22.822	31.801	27.088	19.050	201.8										
16	1'40.399	22.621	31.693	27.131	18.954	201.1										
17	1'40.334	22.698	31.683	26.957	18.996	205.3										
<b>4th 80 David ALONSO</b> Red Bull MotoGP Roo COL																
Runs=1				Total laps=17				Full laps=13								
1	1'46.024	26.860	32.845	27.306	19.013	206.1										
2	1'40.321	22.381	31.957	26.905	19.078	205.3										
3	1'41.199	22.426	32.589	26.954	19.230	206.1										
4	1'40.606	22.488	31.959	27.150	19.009	206.5										
5	1'41.098 *	22.79 *	32.299	26.835	19.173	200.3										
6	1'41.315	22.467	32.564	27.233	19.051	206.8										
7	1'40.579	22.588	31.897	27.131	18.963	203.0										
8	1'41.310	22.521	32.382	27.097	19.310	200.7										
9	1'41.178	22.543	32.128	27.312	19.195	206.8										
10	1'40.554	22.496	31.934	27.142	18.982	204.1										
11	1'40.657 *	22.418	31.772	27.215	19.252 *	201.4										
12	1'41.272 *	22.823	32.153	27.235	19.061 *	200.7										
13	1'40.502	22.506	31.748	27.106	19.142	203.3										
14	1'40.880	22.641	32.334	26.836	19.069	203.7										
15	1'41.097	22.815	32.567	26.814	18.901	203.7										
16	1'40.119	22.374	31.899	26.909	18.937	204.1										
17	1'40.621	22.456	31.969	26.909	19.287	201.8										
<b>2nd 64 David MUÑOZ</b> Red Bull MotoGP Roo SPA																
Runs=1				Total laps=17				Full laps=16								
1	1'45.001	26.451	32.226	27.310	19.014	206.5										
2	1'41.039	22.473	32.390	27.052	19.124	205.7										
3	1'41.309	22.581	32.490	27.016	19.222	200.3										
4	1'40.916	22.604	32.146	27.100	19.066	201.8										
5	1'40.682	22.544	32.108	26.976	19.054	201.1										
6	1'41.501	22.545	32.489	27.357	19.110	201.8										
7	1'40.911	22.685	32.291	26.876	19.059	197.8										
8	1'40.795	22.582	31.820	27.282	19.111	204.9										
9	1'41.391	22.663	32.401	27.196	19.131	200.7										
10	1'40.747	22.369	31.883	27.310	19.185	204.9										
11	1'40.448	22.654	31.722	27.032	19.040	202.6										
12	1'41.497	22.953	32.025	27.296	19.223	197.4										
13	1'40.572	22.428	31.962	27.104	19.078	206.8										
14	1'40.600	22.508	31.860	27.080	19.152	204.1										
15	1'41.040	22.867	32.266	27.029	18.878	202.2										
16	1'40.196	22.440	31.672	27.090	18.994	206.5										
17	1'40.452	22.586	31.918	26.942	19.006	204.9										
<b>3rd 96 Daniel HOLGADO</b> Red Bull MotoGP Roo SPA																
Runs=1				Total laps=17				Full laps=15								
1	1'46.712	26.973	33.543	27.170	19.026	206.1										
2	1'40.531	22.290	32.294	26.861	19.086	207.2										
3	1'40.829	22.388	32.415	26.952	19.074	209.3										
4	1'40.724	22.400	32.180	26.844	19.300	206.1										
<b>5th 7 Daniel MUÑOZ</b> Red Bull MotoGP Roo SPA																
Runs=1				Total laps=17				Full laps=13								
1	1'45.059	26.311	32.436	27.297	19.015	203.0										
2	1'41.109	22.521	32.357	27.063	19.168	209.7										
3	1'41.434	22.627	32.638	26.926	19.243	198.8										
4	1'40.964	22.492	32.429	26.852	19.191	205.3										
5	1'40.751	22.395	32.605	26.859	18.892	202.6										
6	1'41.381	22.438	32.719	27.294	18.930	211.3										
7	1'41.734 *	23.090	32.985	26.777	18.882 *	207.6										
8	1'40.109 *	22.356	31.998	26.847 *	18.908	207.2										
9	1'40.741	22.504	32.250	27.137	18.850	206.5										
10	1'40.765	22.523	32.076	27.236	18.930	202.2										
<b>Fastest Lap:</b> Gabin PLANQUES Red Bull MotoGP Roo FRA <b>1'39.858</b> 22.242 31.865 26.786 18.965																

DORNA DATA PROCESSING TIMING SERVICE DORNA DATA PROCESSING TIMING SERVICE DORNA DATA PROCESSING TIMING SERVICE DORNA DATA PROCESSING TIMING SERVICE DORNA DATA PROCESSING TIMING SERVICE DORNA DATA PROCESSING TIMING SERVICE DORNA DATA PROCESSING TIMING SERVICE DORNA DATA PROCESSING TIMING SERVICE DORNA DATA PROCCEESSS



### Race Nr. 2

### RookiesCup

Lap	Lap Time	T1	T2	T3	T4	Speed	Lap	Lap Time	T1	T2	T3	T4	Speed
11	1'41.356 *	22.98*	32.659	26.943	18.770	196.0	7	1'40.834	22.245	32.600	26.914	19.075	210.9
12	1'41.296	22.508	32.660	27.000	19.128	210.1	8	1'40.482	22.357	32.225	26.855	19.045	210.5
13	1'40.577	22.541	32.050	26.873	19.113	206.1	9	1'41.349 *	22.64*	32.358	26.854	19.488	210.5
14	1'40.765	22.546	32.371	26.789	19.059	209.7	10	1'41.700	22.350	33.134	27.140	19.076	211.7
15	1'41.626	22.798	32.981	27.088	18.759	203.3	11	1'40.452	22.540	31.965	26.987	18.960	206.8
16	1'39.950	22.349	32.064	26.779	18.758	210.5	12	1'40.392	22.346	32.175	26.843	19.028	211.7
17	1'39.865	22.176	31.680	27.002	19.007	207.2	13	1'41.017 *	22.705	32.513	26.913	18.886*	205.7
<b>6th 24 Ivan ORTOLÁ</b> Red Bull MotoGP Roo SPA Runs=1 Total laps=17 Full laps=15							<b>14</b> 1'40.256 22.227 32.224 26.911 18.894 210.1						
1	1'45.147	26.761	32.283	27.056	19.047	203.7	15	1'41.078 *	22.57 *	32.535	27.020	18.952	210.1
2	1'40.961	22.355	32.599	26.925	19.082	207.6	16	1'40.741	22.307	32.615	26.918	18.901	210.5
3	1'41.342	22.657	32.524	26.888	19.273	203.3	17	1'40.296	22.115	32.205	26.917	19.059	210.9
4	1'41.048	22.544	32.190	27.053	19.261	206.1	<b>9th 28 Matteo BERTELLE</b> Red Bull MotoGP Roo ITA Runs=1 Total laps=17 Full laps=12						
5	1'40.615	22.427	32.120	26.932	19.136	206.1	1	1'46.382	27.162	32.667	27.380	19.173	206.8
6	1'41.522	22.570	32.389	27.401	19.162	206.8	2	1'40.954	22.511	32.124	27.101	19.218	203.3
7	1'40.834	22.740	32.190	26.801	19.103	205.3	3	1'40.828	22.383	32.336	27.045	19.064	209.7
8	1'41.101	22.693	32.119	26.968	19.321	208.0	4	1'40.735	22.374	32.272	26.956	19.133	210.9
9	1'41.356	22.560	32.358	27.095	19.343	208.8	5	1'40.679	22.385	32.227	26.905	19.162	205.7
10	1'41.245	22.988	32.479	26.731	19.047	203.3	6	1'41.434	22.343	32.474	27.328	19.289	210.9
11	1'40.580	22.315	32.495	26.784	18.986	208.8	7	1'41.107 *	22.838	32.151	27.037	19.081*	210.1
12	1'40.685	22.288	32.086	27.078	19.233	211.7	8	1'40.578	22.359	32.103	27.055	19.061	206.5
13	1'40.333	22.592	31.766	26.937	19.038	205.3	9	1'41.529	22.768	32.247	27.217	19.297	204.9
14	1'41.097	22.594	32.575	26.852	19.076	208.4	10	1'40.775	22.634	31.931	26.854	19.356	202.2
15	1'41.951	22.842	33.357	26.950	18.802	205.7	11	1'40.721 *	22.382	32.253	26.989	19.097*	208.4
16	1'40.148 *	22.383	31.974	26.864	18.927*	209.3	12	1'41.332	22.476	32.333	26.974	19.549	210.9
17	1'40.530	22.411	32.241	26.819	19.059	207.6	13	1'40.689	22.511	32.095	26.998	19.085	209.3
<b>7th 29 Billy VAN EERDE</b> Red Bull MotoGP Roo AUS Runs=1 Total laps=17 Full laps=14							<b>14</b> 1'40.704 22.392 32.294 26.818 19.200 207.6						
1	1'47.803	27.859	33.346	27.372	19.226	203.7	15	1'40.949	22.360	32.659	27.047	18.883	206.8
2	1'41.240	22.494	32.520	27.189	19.037	200.7	16	1'40.528 *	22.424	31.934	26.927	19.243*	206.8
3	1'40.740	22.395	32.067	27.142	19.136	205.7	17	1'40.628 *	22.49*	32.091	26.909	19.132	207.2
4	1'40.987	22.554	32.436	27.039	18.958	208.4	<b>10th 95 Collin VEIJER</b> Red Bull MotoGP Roo NED Runs=1 Total laps=17 Full laps=15						
5	1'40.020	22.347	31.673	27.036	18.964	206.8	1	1'46.903	27.526	32.999	27.367	19.011	205.7
6	1'40.441 *	22.41*	31.929	27.052	19.050	206.8	2	1'40.659	22.517	32.250	26.896	18.996	208.0
7	1'42.050	22.549	33.492	27.059	18.950	208.4	3	1'40.734 *	22.36*	32.572	26.735	19.061	209.3
8	1'40.222	22.254	32.096	26.868	19.004	209.3	4	1'40.828	22.518	32.313	26.911	19.086	210.1
9	1'41.580	22.599	32.866	27.088	19.027	210.1	5	1'40.648	22.325	32.500	26.849	18.974	211.3
10	1'41.043	22.384	32.507	27.090	19.062	209.7	6	1'41.754	22.569	32.436	27.242	19.507	210.9
11	1'40.624	22.366	32.171	26.968	19.119	205.7	7	1'41.286	22.493	33.092	26.779	18.922	211.7
12	1'40.780	22.383	32.673	26.936	18.788	207.6	8	1'40.426	22.279	32.131	26.894	19.122	209.7
13	1'41.178 *	22.447	32.593	27.064	19.074*	211.3	9	1'41.246	22.380	32.520	26.952	19.394	208.4
14	1'40.022	22.388	31.815	26.854	18.965	206.1	10	1'40.627	22.424	32.339	26.810	19.054	210.1
15	1'40.784	22.283	32.537	27.008	18.956	211.3	11	1'40.908	22.294	32.757	26.788	19.069	208.8
16	1'40.718	22.350	32.611	26.883	18.874	208.0	12	1'41.056	22.356	32.509	26.912	19.279	211.3
17	1'40.375	22.197	32.399	26.854	18.925	210.1	13	1'41.065	22.633	32.393	26.894	19.145	209.3
<b>8th 84 Zonta VAN DEN GO</b> Red Bull MotoGP Roo NED Runs=1 Total laps=17 Full laps=13							<b>14</b> 1'40.918 22.292 32.656 26.763 19.207 209.7						
1	1'48.316	27.903	33.677	27.292	19.444	208.8	15	1'41.547	22.339	32.920	27.200	19.088	212.1
2	1'41.621	22.584	32.669	27.122	19.246	208.8	16	1'40.263	22.384	32.099	26.688	19.092	208.4
3	1'40.980	22.485	32.533	26.893	19.069	208.8	17	1'40.148	22.230	32.032	26.886	19.000	208.0
4	1'40.472	22.420	32.038	26.968	19.046	207.2	<b>11th 48 Gabin PLANQUES</b> Red Bull MotoGP Roo FRA Runs=1 Total laps=17 Full laps=15						
5	1'40.323	22.347	31.883	27.065	19.028	207.6	1	1'47.571	27.660	33.548	27.167	19.196	205.3
6	1'40.360	22.268	31.904	27.109	19.079	208.8	2	1'42.311	22.709	33.018	27.361	19.223	202.2

**Fastest Lap:** Gabin PLANQUES Red Bull MotoGP Roo FRA 1'39.858 22.242 31.865 26.786 18.965

DORNA DATA PROCESSING TIMING SERVICE DORNA DATA PROCESSING TIMING SERVICE DORNA DATA PROCESSING TIMING SERVICE DORNA DATA PROCESSING TIMING SERVICE DORNA DATA PROCESSING TIMING SERVICE DORNA DATA PROCCESSSS





# Race Nr. 2

# RookiesCup

Lap	Lap Time	T1	T2	T3	T4	Speed	Lap	Lap Time	T1	T2	T3	T4	Speed		
3	1'41.269	22.506	32.747	27.029	18.987	206.8	<b>14th 55</b>	<b>Noah DETTWILER</b>	Red Bull MotoGP Roo SWI						
4	1'40.705	22.388	32.210	26.988	19.119	209.3			Runs=1 Total laps=17 Full laps=15						
5	1'40.971	22.555	32.191	26.914	19.311	208.0			1	1'48.605	28.216	33.292	27.688	19.409	208.0
6	1'41.032	22.478	32.527	26.835	19.192	207.6			2	1'41.743	22.508	32.651	27.209	19.375	210.9
7	1'40.743	22.647	31.999	26.909	19.188	210.9			3	1'41.181	22.270	32.875	26.961	19.075	211.3
8	1'40.675 *	22.589	32.109	27.000	18.977*	203.7			4	1'40.660	22.293	32.271	26.964	19.132	209.3
9	1'40.388	22.447	31.918	27.088	18.935	206.1			5	1'40.539	22.296	31.999	26.945	19.299	211.7
10	1'41.132	22.605	32.337	27.027	19.163	206.8			6	1'40.909	22.393	32.312	27.013	19.191	207.6
11	1'40.922	22.570	32.093	26.925	19.334	207.6			7	1'40.839	22.535	31.912	27.127	19.265	206.5
12	1'40.478	22.506	32.074	26.909	18.989	205.7			8	1'40.514	22.538	31.861	27.055	19.060	202.2
13	1'40.757	22.419	32.062	27.106	19.170	207.2			9	1'40.542	22.416	32.017	27.011	19.098	204.9
14	1'40.222	22.446	31.965	26.877	18.934	206.1			10	1'41.198	22.505	32.506	26.945	19.242	210.5
15	1'41.774	22.366	32.889	27.363	19.156	210.1			11	1'40.802	22.426	32.172	27.017	19.187	210.1
16	1'40.357	22.423	32.029	26.952	18.953	206.8			12	1'40.382 *	22.367	31.728	27.085	19.202*	207.6
17	1'39.858	22.242	31.865	26.786	18.965	208.0			13	1'40.985	22.329	32.184	27.304	19.168	210.5

<b>12th 13</b>		<b>Sho NISHIMURA</b>					Red Bull MotoGP Roo JPN	
		Runs=1	Total laps=17	Full laps=14				
1	1'47.372	27.860	33.101	27.081	19.330	205.3		
2	1'42.246	22.938	32.809	27.122	19.377	201.1		
3	1'41.254 *	22.77*	32.411	26.892	19.174	206.1		
4	1'40.940	22.536	32.204	26.931	19.269	208.4		
5	1'40.655	22.558	31.906	27.013	19.178	208.8		
6	1'40.530	22.513	31.961	26.880	19.176	204.9		
7	1'40.565	22.511	32.136	26.833	19.085	205.7		
8	1'40.618	22.542	32.208	26.821	19.047	206.1		
9	1'40.789	22.430	32.280	26.892	19.187	207.6		
10	1'41.081	22.593	32.398	27.026	19.064	211.3		
11	1'40.561	22.434	32.098	26.946	19.083	205.7		
12	1'40.533	22.514	32.019	26.757	19.243	206.1		
13	1'40.781 *	22.511	32.161	27.054	19.055*	210.9		
14	1'41.072	22.349	32.398	27.044	19.281	208.0		
15	1'41.503	22.309	32.934	27.182	19.078	209.3		
16	1'40.297	22.460	31.939	26.787	19.111	205.3		
17	1'40.866	22.456	32.282	26.882	19.246	208.0		

<b>13th 19</b>		<b>Scott OGDEN</b>					Red Bull MotoGP Roo GBR	
		Runs=1	Total laps=17	Full laps=16				
1	1'48.733	28.154	33.397	27.702	19.480	208.8		
2	1'41.662	22.682	32.477	27.120	19.383	206.8		
3	1'41.277	22.461	32.776	27.089	18.951	208.4		
4	1'40.656	22.361	32.142	27.088	19.065	207.6		
5	1'40.696	22.524	32.144	27.036	18.992	206.8		
6	1'40.797	22.336	32.257	27.004	19.200	210.9		
7	1'40.710	22.568	31.966	27.006	19.170	206.1		
8	1'40.632	22.458	32.166	27.056	18.952	200.3		
9	1'40.428	22.394	31.975	27.090	18.969	206.5		
10	1'40.648	22.289	32.298	27.013	19.048	209.7		
11	1'40.562	22.389	32.086	27.149	18.938	208.0		
12	1'40.408	22.402	32.020	26.991	18.995	210.1		
13	1'42.074	22.768	33.082	27.220	19.004	206.1		
14	1'40.419	22.510	31.871	27.183	18.855	205.7		
15	1'41.373	22.279	32.615	27.471	19.008	210.1		
16	1'40.327	22.405	32.100	27.025	18.797	208.8		
17	1'40.331	22.246	31.991	26.902	19.192	209.7		

<b>15th 11</b>		<b>Alex ESCRIG</b>					Red Bull MotoGP Roo SPA	
		Runs=1	Total laps=17	Full laps=11				
1	1'47.467	26.909	34.120	27.188	19.250	200.7		
2	1'41.460	22.850	32.387	27.178	19.045	199.2		
3	1'40.736	22.543	32.340	26.889	18.964	203.0		
4	1'40.140	22.530	31.833	26.886	18.891	203.3		
5	1'40.045	22.330	32.019	26.775	18.921	206.8		
6	1'41.213	22.455	32.295	27.372	19.091	208.4		
7	1'40.822	22.651	32.439	26.903	18.829	208.4		
8	1'40.876	22.341	32.656	26.998	18.881	206.8		
9	1'41.539	22.777	32.400	27.030	19.332	206.8		
10	1'40.970 *	22.595	32.646	26.797	18.932*	201.1		
11	1'40.600 *	22.311	32.332	26.814	19.143*	210.5		
12	1'41.057 *	22.384	32.460	26.933	19.280*	211.3		
13	1'41.059 *	22.443	32.460	27.116	19.040*	210.1		
14	1'40.504	22.419	32.105	26.791	19.189	207.6		
15	1'40.710	22.483	32.461	26.839	18.927	210.1		
16	1'40.378 *	22.489	32.308	26.731	18.850*	204.1		
17	1'40.396	22.544	31.959	26.878	19.015	204.9		

<b>16th 38</b>		<b>David SALVADOR</b>					Red Bull MotoGP Roo SPA	
		Runs=1	Total laps=17	Full laps=13				
1	1'48.656	27.039	34.759	27.667	19.191	208.0		
2	1'40.834	22.271	32.502	27.040	19.021	209.3		
3	1'40.361	22.234	32.127	27.123	18.877	208.4		
4	1'40.604	22.440	32.192	27.064	18.908	206.8		
5	1'40.031 *	22.44*	31.713	27.016	18.857*	203.7		
6	1'40.968	22.274	32.111	27.293	19.290	207.2		
7	1'40.810	22.513	32.472	26.889	18.936	210.9		
8	1'40.581	22.284	32.202	27.186	18.909	207.6		
9	1'41.198	22.630	32.217	27.101	19.250	208.0		
10	1'40.772	22.812	32.201	26.775	18.984	199.6		
11	1'40.471 *	22.413	32.206	26.971	18.881*	206.8		
12	1'41.012	22.436	32.539	26.973	19.064	205.7		
13	1'40.787	22.898	31.943	26.970	18.976	202.2		
14	1'40.907 *	22.474	32.280	26.959*	19.194	206.8		

**Fastest Lap:** Gabin PLANQUES Red Bull MotoGP Roo FRA **1'39.858** 22.242 31.865 26.786 18.965

DORNA DATA PROCESSING TIMING SERVICE DORNA DATA PROCESSING TIMING SERVICE DORNA DATA PROCESSING TIMING SERVICE DORNA DATA PROCESSING TIMING SERVICE DORNA DATA PROCESSING TIMING SERVICE DORNA DATA PROCESSING TIMING SERVICE DORNA DATA PROCESSESS





**Race Nr. 2****RookiesCup**

Lap	Lap Time	T1	T2	T3	T4	Speed	Lap	Lap Time	T1	T2	T3	T4	Speed
7	1'41.036 *	22.469	32.505	26.916	19.146*	210.1							
8	1'40.681 *	22.49 *	32.189	26.911	19.090	204.5							
9	1'41.277	22.530	32.410	26.933	19.404	208.4							
10	1'57.001 *	22.396	47.467	27.676*	19.462	209.7							
11	1'42.104 *	22.932	32.348	27.454	19.370*	197.4							
12	1'41.850	22.916	32.308	27.318	19.308	198.5							
13	1'41.683	22.845	32.241	27.327	19.270	197.8							
14	1'46.368	26.504	32.954	27.458	19.452	194.5							
15	1'42.428	23.038	32.493	27.482	19.415	197.4							
16	1'41.979	22.889	32.385	27.411	19.294	197.4							
17	1'42.072	22.911	32.279	27.460	19.422	197.4							

**23rd 97 Rocco LANDERS** Red Bull MotoGP Roo USA  
 Runs=1 Total laps=17 Full laps=14

1	1'49.241	28.751	33.346	27.713	19.431	205.7							
2	1'45.190	23.156	32.795	28.400	20.839	201.4							
3	1'43.687	23.471	33.244	27.565	19.407	197.8							
4	1'42.855	23.026	32.842	27.674	19.313	197.8							
5	1'42.797	23.082	32.793	27.549	19.373	197.4							
6	1'42.606 *	23.03*	32.723	27.509	19.342	197.8							
7	1'42.653	23.079	32.736	27.476	19.362	197.8							
8	1'42.185	22.980	32.599	27.425	19.181	196.7							
9	1'43.250 *	23.121	32.543	28.150*	19.436	199.6							
10	1'43.151	23.124	33.152	27.588	19.287	196.3							
11	1'43.268	23.162	32.871	27.881	19.354	196.7							
12	1'43.352	23.064	32.841	27.871	19.576	196.7							
13	1'43.609	23.228	32.762	27.974	19.645	196.7							
14	1'43.632	23.311	32.827	27.926	19.568	196.0							
15	1'44.678	23.223	33.668	27.900	19.887	200.0							
16	1'44.394	23.593	32.833	28.098	19.870	199.6							
17	1'43.349	23.527	32.731	27.730	19.361	195.6							

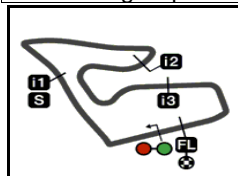
**24th 39 Bartholomé PERRI** Red Bull MotoGP Roo FRA  
 Runs=1 Total laps=17 Full laps=13

1	1'49.537	28.300	33.440	28.056	19.741	207.2							
2	1'42.770	22.879	32.664	27.832	19.395	203.3							
3	1'43.227	22.860	33.055	27.871	19.441	199.6							
4	1'42.763 *	22.860	32.537	27.925	19.441*	198.8							
5	1'43.172	23.107	32.718	28.026	19.321	197.4							
6	1'43.039	23.048	32.702	28.015	19.274	197.4							
7	1'43.241	23.009	32.572	28.268	19.392	196.0							
8	1'43.246	23.090	32.782	28.019	19.355	194.9							
9	1'43.513	23.148	32.586	28.256	19.523	196.3							
10	1'43.728 *	23.161	33.277	28.006*	19.284	198.8							
11	1'42.961	22.924	32.619	28.078	19.340	198.5							
12	1'43.030	22.914	32.616	28.064	19.436	200.0							
13	1'43.497	23.171	32.621	28.168	19.537	196.0							
14	1'43.640	23.356	32.660	28.114	19.510	192.8							
15	1'44.712	23.298	33.540	28.045	19.829	195.2							
16	1'44.568	23.505	32.918	28.198	19.947	194.5							
17	1'43.280 *	23.498	32.567	27.942	19.273*	196.0							

**Fastest Lap:** Gabin PLANQUES Red Bull MotoGP Roo FRA **1'39.858** 22.242 31.865 26.786 18.965

DORNA DATA PROCESSING TIMING SERVICE DORNA DATA PROCESSING TIMING SERVICE DORNA DATA PROCESSING TIMING SERVICE DORNA DATA PROCESSING TIMING SERVICE DORNA DATA PROCESSING TIMING SERVICE DORNA DATA PROCESSING TIMING SERVICE DORNA DATA PROCESSING TIMING SERVICE DORNA DATA PROCCEESSS





4318 m.

## myWorld MOTORRAD GRAND PRIX VON ÖSTERREICH Official Starting Grid

Race : 17 laps = 73.406 km

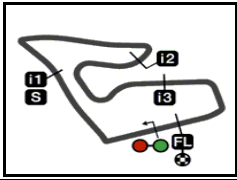


1	<b>1</b> 1'39.539 7 Daniel MUÑOZ KTM	<b>2</b> 1'39.613 11 Alex ESCRIG KTM	<b>3</b> 1'39.643 37 Pedro ACOSTA KTM
2	<b>4</b> 1'39.684 80 David ALONSO KTM	<b>5</b> 1'39.704 24 Ivan ORTOLÁ KTM	<b>6</b> 1'39.873 96 Daniel HOLGADO KTM
3	<b>7</b> 1'40.076 64 David MUÑOZ KTM	<b>8</b> 1'40.150 28 Matteo BERTELLE KTM	<b>9</b> 1'40.163 89 Marcos URIARTE KTM
4	<b>10</b> 1'40.198 38 David SALVADOR KTM	<b>11</b> 1'40.236 23 Alex MILLAN KTM	<b>12</b> 1'40.247 95 Collin VEIJER KTM
5	<b>13</b> 1'40.409 13 Sho NISHIMURA KTM	<b>14</b> 1'40.446 34 Mario AJI KTM	<b>15</b> 1'40.527 58 Luca LUNETTA KTM
6	<b>16</b> 1'40.573 19 Scott OGDEN KTM	<b>17</b> 1'40.653 84 Zonta VAN DEN GOORBERGH KTM	<b>18</b> 1'40.771 48 Gabin PLANQUES KTM
7	<b>19</b> 1'40.828 29 Billy VAN EERDE KTM	<b>20</b> 1'40.928 55 Noah DETTWILER KTM	<b>21</b> 1'41.346 88 Artem MARAEV KTM
8	<b>22</b> 1'41.649 6 Phillip TONN KTM	<b>23</b> 1'42.613 39 Bartholomé PERRIN KTM	<b>24</b> 1'42.629 97 Rocco LANDERS KTM

The results are provisional until the end of the limit for protest and appeals and until the ratification of the Event Management Committee.

Time limit for protest expires 60' at the latest after publication of the results - ..... Time: .....

DORNA DATA PROCESSING TIMING SERVICE DORNA DATA PROCESSING TIMING SERVICE DORNA DATA PROCESSING TIMING SERVICE DORNA DATA PROCESSING TIMING SERVICE DORNA DATA PROCESSING TIMING SERVICE DORNA DATA PROCESSING TIMING SERVICE DORNA DATA PROCESSING TIMING SERVICE DORNA DATA PROCESSING TIMING SERVICE DORNA DATA PROCESSING



4318 m.

# myWorld MOTORRAD GRAND PRIX VON ÖSTERREICH

## Rookies Cup

### Race Nr. 2

#### Lap Chart

Pos	1	2	3	4	5	6	7	8	9	10	11	12	13	14	15	16	17	18	19	20	21	22	23	24
Grid	7	11	37	80	24	96	64	28	89	38	23	95	13	34	58	19	84	48	29	55	88	6	39	97

1	37	64	7	24	80	28	23	96	95	89	13	11	48	29	34	58	84	55	38	19	6	97	88	39
2	37	64	24	7	80	89	96	28	95	23	11	29	34	38	13	58	48	84	55	19	88	6	39	97
3	64	37	24	80	7	96	28	89	95	23	11	29	38	34	58	13	84	48	55	19	88	6	39	97
4	80	64	37	24	7	96	28	89	95	23	11	38	29	34	84	58	13	48	55	19	88	6	39	97
5	37	64	24	96	80	7	28	89	95	11	23	38	29	34	84	13	58	55	48	19	6	88	39	97
6	37	64	96	80	24	7	28	11	89	29	38	95	23	84	34	13	55	58	19	48	6	88	39	97
7	80	37	64	24	96	11	28	38	89	7	23	95	84	34	29	13	55	19	48	58	6	88	39	97
8	64	37	96	80	7	24	28	11	38	89	95	23	84	29	34	13	55	19	48	58	6	88	39	97
9	7	37	64	80	96	24	38	28	11	89	95	23	84	13	34	29	55	19	48	58	88	6	97	39
10	7	80	37	64	96	89	38	28	95	24	11	13	29	19	34	84	55	48	58	88	6	23	97	39
L 11	37	64	80	89	96	38	7	28	24	11	95	13	29	19	84	55	48	34	58	88	6	23	97	39
a 12	80	96	64	38	37	24	89	7	11	28	95	13	19	84	29	55	48	34	58	88	6	23	39	97
P 13	80	37	24	64	38	89	7	96	28	13	11	95	84	29	55	48	19	34	58	88	6	23	39	97
S 14	37	64	80	96	24	38	7	89	28	11	84	29	13	95	48	55	19	34	58	88	6	23	39	97
15	37	64	80	96	38	11	28	29	84	7	24	89	13	95	55	48	19	34	58	88	6	23	39	97
16	37	64	80	96	38	11	7	28	24	29	84	89	13	95	55	48	19	34	58	88	6	23	97	39
17	37	64	96	80	7	11	24	28	29	84	38	89	95	48	13	19	55	58	34	88	6	23	97	39



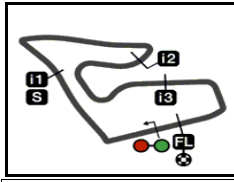
Winner



Lapped rider

DORNA DATA PROCESSING TIMING SERVICE DORNA DATA PROCESSING TIMING SERVICE DORNA DATA PROCESSING TIMING SERVICE DORNA DATA PROCESSING TIMING SERVICE DORNA DATA PROCESSING TIMING SERVICE DORNA DATA PROCESSING TIMING SERVICE DORNA DATA PROCESSING TIMING SERVICE DORNA DATA PROCESSING TIMING SERVICE DORNA DATA PROCESSING TIMING SERVICE DORNA DATA PROCCEESSS





4318 m.

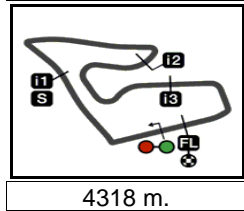
# Rookies Cup

## myWorld MOTORRAD GRAND PRIX VON ÖSTERREICH

### Race Nr. 2

#### Fastest Lap of Each Rider

	<i>Rider</i>	<i>Nation</i>	<i>Team</i>	<i>Motorcycle</i>	<i>Time</i>	<i>Lap Total</i>	<i>Gap</i>
<b>1</b>	48 <b>Gabin PLANQUES</b>	FRA	Red Bull MotoGP Rookies Cup	KTM	<b>1'39.858</b>	17 17	
<b>2</b>	7 <b>Daniel MUÑOZ</b>	SPA	Red Bull MotoGP Rookies Cup	KTM	<b>1'39.865</b>	17 17	0.007 0.007
<b>3</b>	29 <b>Billy VAN EERDE</b>	AUS	Red Bull MotoGP Rookies Cup	KTM	<b>1'40.020</b>	5 17	0.162 0.155
<b>4</b>	11 <b>Alex ESCRIG</b>	SPA	Red Bull MotoGP Rookies Cup	KTM	<b>1'40.045</b>	5 17	0.187 0.025
<b>5</b>	80 <b>David ALONSO</b>	COL	Red Bull MotoGP Rookies Cup	KTM	<b>1'40.119</b>	16 17	0.261 0.074
<b>6</b>	96 <b>Daniel HOLGADO</b>	SPA	Red Bull MotoGP Rookies Cup	KTM	<b>1'40.133</b>	16 17	0.275 0.014
<b>7</b>	89 <b>Marcos URIARTE</b>	SPA	Red Bull MotoGP Rookies Cup	KTM	<b>1'40.139</b>	2 17	0.281 0.006
<b>8</b>	95 <b>Collin VEIJER</b>	NED	Red Bull MotoGP Rookies Cup	KTM	<b>1'40.148</b>	17 17	0.290 0.009
<b>9</b>	64 <b>David MUÑOZ</b>	SPA	Red Bull MotoGP Rookies Cup	KTM	<b>1'40.196</b>	16 17	0.338 0.048
<b>10</b>	84 <b>Zonta VAN DEN GOORBER</b>	NED	Red Bull MotoGP Rookies Cup	KTM	<b>1'40.256</b>	14 17	0.398 0.060
<b>11</b>	13 <b>Sho NISHIMURA</b>	JPN	Red Bull MotoGP Rookies Cup	KTM	<b>1'40.297</b>	16 17	0.439 0.041
<b>12</b>	55 <b>Noah DETTWILER</b>	SWI	Red Bull MotoGP Rookies Cup	KTM	<b>1'40.322</b>	16 17	0.464 0.025
<b>13</b>	19 <b>Scott OGDEN</b>	GBR	Red Bull MotoGP Rookies Cup	KTM	<b>1'40.327</b>	16 17	0.469 0.005
<b>14</b>	24 <b>Ivan ORTOLÁ</b>	SPA	Red Bull MotoGP Rookies Cup	KTM	<b>1'40.333</b>	13 17	0.475 0.006
<b>15</b>	37 <b>Pedro ACOSTA</b>	SPA	Red Bull MotoGP Rookies Cup	KTM	<b>1'40.334</b>	17 17	0.476 0.001
<b>16</b>	38 <b>David SALVADOR</b>	SPA	Red Bull MotoGP Rookies Cup	KTM	<b>1'40.361</b>	3 17	0.503 0.027
<b>17</b>	58 <b>Luca LUNETTA</b>	ITA	Red Bull MotoGP Rookies Cup	KTM	<b>1'40.538</b>	3 17	0.680 0.177
<b>18</b>	28 <b>Matteo BERTELLE</b>	ITA	Red Bull MotoGP Rookies Cup	KTM	<b>1'40.578</b>	8 17	0.720 0.040
<b>19</b>	34 <b>Mario AJI</b>	INA	Red Bull MotoGP Rookies Cup	KTM	<b>1'40.626</b>	8 17	0.768 0.048
<b>20</b>	23 <b>Alex MILLAN</b>	SPA	Red Bull MotoGP Rookies Cup	KTM	<b>1'40.736</b>	5 17	0.878 0.110
<b>21</b>	88 <b>Artem MARAEV</b>	RUS	Red Bull MotoGP Rookies Cup	KTM	<b>1'41.166</b>	6 17	1.308 0.430
<b>22</b>	6 <b>Phillip TONN</b>	GER	Red Bull MotoGP Rookies Cup	KTM	<b>1'41.446</b>	3 17	1.588 0.280
<b>23</b>	97 <b>Rocco LANDERS</b>	USA	Red Bull MotoGP Rookies Cup	KTM	<b>1'42.185</b>	8 17	2.327 0.739
<b>24</b>	39 <b>Bartholomé PERRIN</b>	FRA	Red Bull MotoGP Rookies Cup	KTM	<b>1'42.770</b>	2 17	2.912 0.585



## myWorld MOTORRAD GRAND PRIX VON ÖSTERREICH

### Race Nr. 2 Analysis by Lap

Num	Lap Time	Gap
<b>Lap 1</b>		
37	1'44.861	
64	1'45.001	0.140
7	1'45.059	0.198
24	1'45.147	0.286
80	1'46.024	1.163
28	1'46.382	1.521
23	1'46.641	1.780
96	1'46.712	1.851
95	1'46.903	2.042
89	1'46.971	2.110
13	1'47.372	2.511
11	1'47.467	2.606
48	1'47.571	2.710
29	1'47.803	2.942
34	1'48.095	3.234
58	1'48.294	3.433
84	1'48.316	3.455
55	1'48.605	3.744
38	1'48.656	3.795
19	1'48.733	3.872
6	1'48.888	4.027
97	1'49.241	4.380
88	1'49.295	4.434
39	1'49.537	4.676
<b>Lap 2</b>		
37	1'41.064	
64	1'41.039	0.115
24	1'40.961	0.183
7	1'41.109	0.243
80	1'40.321	0.420
89	1'40.139	1.185
96	1'40.531	1.318
28	1'40.954	1.411
95	1'40.659	1.637
23	1'41.086	1.802
11	1'41.460	3.002
29	1'41.240	3.118
34	1'41.212	3.382
38	1'40.834	3.565
13	1'42.246	3.693
58	1'41.497	3.866
48	1'42.311	3.957
84	1'41.621	4.012
55	1'41.743	4.423
19	1'41.662	4.470
88	1'41.182	4.552
6	1'41.747	4.710
39	1'42.770	6.382
97	1'45.190	8.506
<b>Lap 3</b>		
64	1'41.309	
37	1'41.481	0.057
24	1'41.342	0.101
80	1'41.199	0.195
7	1'41.434	0.253
96	1'40.829	0.723
28	1'40.828	0.815
89	1'41.126	0.887
95	1'40.734	0.947
23	1'40.786	1.164
11	1'40.736	2.314
29	1'40.740	2.434
38	1'40.361	2.502
34	1'40.897	2.855
58	1'40.538	2.980
13	1'41.254	3.523
84	1'40.980	3.568
48	1'41.269	3.802
55	1'41.181	4.180
19	1'41.277	4.323
88	1'41.392	4.520
6	1'41.446	4.732
39	1'43.227	8.185
97	1'43.687	10.769
<b>Lap 4</b>		
80	1'40.606	
64	1'40.916	0.115
37	1'41.002	0.258
24	1'41.048	0.348
7	1'40.964	0.416
96	1'40.724	0.646
28	1'40.735	0.749
89	1'40.718	0.804
95	1'40.828	0.974
23	1'40.844	1.207
11	1'40.140	1.653
38	1'40.604	2.305
29	1'40.987	2.620
34	1'40.773	2.827
84	1'40.472	3.239
58	1'41.330	3.509
13	1'40.940	3.662
48	1'40.705	3.706
55	1'40.660	4.039
19	1'40.656	4.178
88	1'40.985	4.704
6	1'40.851	4.782
39	1'42.763	10.147
97	1'42.855	12.823
<b>Lap 5</b>		
37	1'40.447	
64	1'40.682	0.092
24	1'40.615	0.258
96	1'40.385	0.326
80	1'41.098	0.393
7	1'40.751	0.462
28	1'40.679	0.723
89	1'40.710	0.809
95	1'40.648	0.917
11	1'40.045	0.993
23	1'40.736	1.238
38	1'40.031	1.631
29	1'40.020	1.935
34	1'40.325	2.447
<b>Lap 6</b>		
37	1'41.472	
64	1'41.501	0.121
96	1'41.280	0.134
80	1'41.315	0.236
24	1'41.522	0.308
7	1'41.381	0.371
28	1'41.434	0.685
11	1'41.213	0.734
89	1'41.473	0.810
29	1'40.441	0.904
38	1'40.968	1.127
95	1'41.754	1.199
23	1'41.518	1.284
84	1'40.360	1.745
34	1'40.948	1.923
13	1'40.530	2.670
55	1'40.909	3.310
58	1'41.225	3.448
19	1'40.797	3.494
48	1'41.032	3.532
6	1'41.248	5.334
88	1'41.166	5.386
39	1'43.039	14.181
97	1'42.606	16.049
<b>Lap 7</b>		
80	1'40.579	
37	1'40.892	0.077
64	1'40.911	0.217
24	1'40.834	0.327
96	1'41.177	0.496
11	1'40.822	0.741
28	1'41.107	0.977
38	1'40.810	1.122
89	1'41.269	1.264
7	1'41.734	1.290
23	1'41.036	1.505
95	1'41.286	1.670
84	1'40.834	1.764
34	1'40.916	2.024
29	1'42.050	2.139
13	1'40.565	2.420
55	1'40.839	3.334
19	1'40.710	3.389
48	1'40.743	3.460
58	1'41.468	4.101
6	1'41.526	6.045
88	1'42.201	6.772
<b>Lap 8</b>		
64	1'40.795	
37	1'41.008	0.073
96	1'40.781	0.265
80	1'41.310	0.298
7	1'40.109	0.387
24	1'41.101	0.416
28	1'40.578	0.543
11	1'40.876	0.605
38	1'40.581	0.691
89	1'40.631	0.883
95	1'40.426	1.084
23	1'40.681	1.174
84	1'40.482	1.234
29	1'40.222	1.349
34	1'40.626	1.638
13	1'40.618	2.026
55	1'40.514	2.836
19	1'40.632	3.009
48	1'40.675	3.123
58	1'40.798	3.887
6	1'42.308	7.341
88	1'41.725	7.485
39	1'43.246	18.841
97	1'42.185	19.060
<b>Lap 9</b>		
7	1'40.741	
37	1'41.282	0.227
64	1'41.391	0.263
80	1'41.178	0.348
96	1'41.460	0.597
24	1'41.356	0.644
38	1'41.198	0.761
28	1'41.529	0.944
11	1'41.539	1.016
89	1'41.324	1.079
95	1'41.246	1.202
84	1'41.349	1.455
13	1'40.789	1.687
34	1'41.194	1.704
29	1'41.580	1.801
55	1'40.542	2.250
19	1'40.428	2.309
48	1'40.388	2.383
58	1'40.969	3.728
88	1'41.711	8.068
6	1'42.055	8.268
97	1'43.250	21.182
39	1'43.513	21.226
<b>Lap 10</b>		
7	1'40.765	
80	1'40.554	0.137
37	1'40.738	0.200
64	1'40.747	0.245
<b>Lap 11</b>		
37	1'40.459	
64	1'40.448	0.034
80	1'40.657	0.135
89	1'40.431	0.339
96	1'40.656	0.480
38	1'40.471	0.580
7	1'41.356	0.697
28	1'40.721	1.016
24	1'40.580	1.045
11	1'40.600	1.162
95	1'40.908	1.313
13	1'40.561	1.905
29	1'40.624	2.044
19	1'40.562	2.095
84	1'40.452	2.183
55	1'40.802	2.826
48	1'40.922	3.013
34	1'41.296	3.018
58	1'42.021	7.099
88	1'41.791	10.020
6	1'41.852	10.399
23	1'42.104	19.004
97	1'43.268	26.177
39	1'42.961	26.491
<b>Lap 12</b>		
80	1'41.272	
96	1'41.045	0.118
64	1'41.497	0.124
38	1'41.012	0.185
37	1'41.621	0.214
24	1'40.685	0.323
89	1'41.536	0.468
7	1'41.296	0.586
11	1'41.057	0.812
28	1'41.332	0.941
95	1'41.056	0.962
13	1'40.533	1.031

Lapped rider

DORNA DATA PROCESSING TIMING SERVICE DORNA DATA PROCESSING TIMING SERVICE DORNA DATA PROCESSING TIMING SERVICE DORNA DATA PROCESSING TIMING SERVICE DORNA DATA PROCESSING TIMING SERVICE DORNA DATA PROCESSING TIMING SERVICE DORNA DATA PROCESSING TIMING SERVICE DORNA DATA PROCESSING TIMING SERVICE DORNA DATA PROCESSESS



---

---

**Num Lap Time Gap**

---

---

19	1'40.408	1.096	38	1'41.168	1.010	97	1'43.349	45.014
84	1'40.392	1.168	11	1'40.710	1.048	39	1'43.280	45.041
29	1'40.780	1.417	28	1'40.949	1.246			
55	1'40.382	1.801	29	1'40.784	1.364			
48	1'40.478	2.084	84	1'41.078	1.482			
34	1'40.921	2.532	7	1'41.626	1.517			
58	1'41.973	7.665	24	1'41.951	1.667			
88	1'41.953	10.566	89	1'41.843	1.892			
6	1'47.189	16.181	13	1'41.503	2.350			
23	1'41.850	19.447	95	1'41.547	2.455			
39	1'43.030	28.114	55	1'41.310	2.753			
97	1'43.352	28.122	48	1'41.774	2.800			

---

**Lap 13**

---

80	1'40.502		58	1'41.682	11.754
37	1'40.383	0.095	88	1'41.996	14.331
24	1'40.333	0.154	6	1'42.708	22.031
64	1'40.572	0.194	23	1'42.428	27.889
38	1'40.787	0.470	39	1'44.712	37.926
89	1'40.692	0.658	97	1'44.678	38.004
7	1'40.577	0.661			
96	1'41.378	0.994			
28	1'40.689	1.128			
13	1'40.781	1.310			
11	1'41.059	1.369			
95	1'41.065	1.525			
84	1'41.017	1.683			
29	1'41.178	2.093			
55	1'40.985	2.284			
48	1'40.757	2.339			
19	1'42.074	2.668			
34	1'40.879	2.909			
58	1'42.407	9.570			
88	1'41.720	11.784			
6	1'42.305	17.984			
23	1'41.683	20.628			
39	1'43.497	31.109			
97	1'43.609	31.229			

---

**Lap 16**

---

37	1'40.399				
64	1'40.196	0.096			
80	1'40.119	0.162			
96	1'40.133	0.318			
38	1'40.389	1.000			
11	1'40.378	1.027			
7	1'39.950	1.068			
28	1'40.528	1.375			
24	1'40.148	1.416			
29	1'40.718	1.683			
84	1'40.741	1.824			
89	1'40.544	2.037			
13	1'40.297	2.248			
95	1'40.263	2.319			
55	1'40.322	2.676			
48	1'40.357	2.758			
19	1'40.327	2.853			
34	1'42.169	12.612			
58	1'41.751	13.106			
88	1'42.130	16.062			
6	1'42.675	24.307			
23	1'41.979	29.469			
97	1'44.394	41.999			
39	1'44.568	42.095			

---

**Lap 17**

---

37	1'40.334				
64	1'40.452	0.214			
96	1'40.406	0.390			
80	1'40.621	0.449			
7	1'39.865	0.599			
11	1'40.396	1.089			
24	1'40.530	1.612			
28	1'40.628	1.669			
29	1'40.375	1.724			
84	1'40.296	1.786			
38	1'41.392	2.058			
89	1'40.371	2.074			
95	1'40.148	2.133			
48	1'39.858	2.282			
13	1'40.866	2.780			
19	1'40.331	2.850			
55	1'40.660	3.002			
58	1'41.426	14.198			
34	1'42.043	14.321			
88	1'42.173	17.901			
6	1'42.735	26.708			
23	1'42.072	31.207			

---

**Lap 15**

---

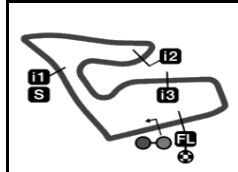
37	1'40.761				
64	1'41.040	0.299			
80	1'41.097	0.442			
96	1'40.929	0.584			

Lapped rider

DORNA DATA PROCESSING TIMING SERVICE DORNA DATA PROCESSING TIMING SERVICE DORNA DATA PROCESSING TIMING SERVICE DORNA DATA PROCESSING TIMING SERVICE DORNA DATA PROCESSING TIMING SERVICE DORNA DATA PROCESSING TIMING SERVICE DORNA DATA PROCESSING TIMING SERVICE DORNA DATA PROCESSING TIMING SERVICE DORNA DATA PROCESSING TIMING SERVICE DORNA DATA PROCESSING TIMING SERVICE DORNA DATA PROCESSING TIMING SERVICE DORNA DATA PROCESSING







4318 m.

# Rookies Cup

## myWorld MOTORRAD GRAND PRIX VON ÖSTERREICH

### Championship Classification

Rider	Nation	Points	AUT	AUT	STY	STY	ARA	ARA	TER	TER	EUR	EUR	VAL	VAL
1 ACOSTA Pedro	SPA	<b>50</b>	25	25										
2 MUÑOZ David	SPA	<b>40</b>	20	20										
3 HOLFADO Daniel	SPA	<b>32</b>	16	16										
4 ALONSO David	COL	<b>26</b>	13	13										
5 VAN DEN GOORBERGH Zor	NED	<b>15</b>	7	8										
6 BERTELLE Matteo	ITA	<b>15</b>	8	7										
7 PLANQUES Gabin	FRA	<b>14</b>	9	5										
8 DETTWILER Noah	SWI	<b>12</b>	10	2										
9 SALVADOR David	SPA	<b>11</b>	11	0										
10 MUÑOZ Daniel	SPA	<b>11</b>	0	11										
11 ORTOLÁ Ivan	SPA	<b>10</b>	-	10										
12 VAN EERDE Billy	AUS	<b>10</b>	1	9										
13 VEIJER Collin	NED	<b>8</b>	2	6										
14 OGDEN Scott	GBR	<b>8</b>	5	3										
15 MILLAN Alex	SPA	<b>6</b>	6	0										
16 URIARTE Marcos	SPA	<b>4</b>	4	0										
17 NISHIMURA Sho	JPN	<b>4</b>	0	4										
18 AJI Mario	INA	<b>3</b>	3	0										
19 ESCRIG Alex	SPA	<b>1</b>	-	1										
20 LANDERS Rocco	USA	<b>0</b>	0	0										
21 PERRIN Bartholomé	FRA	<b>0</b>	0	0										
22 LUNETTA Luca	ITA	<b>0</b>	-	0										
23 MARAEV Artem	RUS	<b>0</b>	-	0										
24 TONN Phillip	GER	<b>0</b>	-	0										