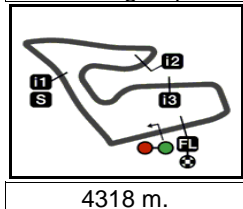



**RookiesCup**

4318 m.

# BMW M GRAND PRIX OF STYRIA

## Free Practice Nr. 1

### Classification

	Rider	Nation	Team	Motorcycle	Time	Lap Total	Gap	Top Speed
1	11 Alex ESCRIG	SPA	Red Bull MotoGP Rookies Cup	KTM	<b>1'40.120</b>	11 18		<b>207.6</b>
2	96 Daniel HOLGADO	SPA	Red Bull MotoGP Rookies Cup	KTM	<b>1'40.656</b>	11 18	0.536 0.536	<b>205.7</b>
3	23 Alex MILLAN	SPA	Red Bull MotoGP Rookies Cup	KTM	<b>1'41.000</b>	11 17	0.880 0.344	<b>206.1</b>
4	84 Zonta VAN DEN GOORBE	NED	Red Bull MotoGP Rookies Cup	KTM	<b>1'41.000</b>	17 17	0.880	<b>204.9</b>
5	13 Sho NISHIMURA	JPN	Red Bull MotoGP Rookies Cup	KTM	<b>1'41.042</b>	8 18	0.922 0.042	<b>206.8</b>
6	29 Billy VAN EERDE	AUS	Red Bull MotoGP Rookies Cup	KTM	<b>1'41.053</b>	18 18	0.933 0.011	<b>204.1</b>
7	38 David SALVADOR	SPA	Red Bull MotoGP Rookies Cup	KTM	<b>1'41.067</b>	16 17	0.947 0.014	<b>203.0</b>
8	19 Scott OGDEN	GBR	Red Bull MotoGP Rookies Cup	KTM	<b>1'41.076</b>	18 18	0.956 0.009	<b>208.0</b>
9	55 Noah DETWILER	SWI	Red Bull MotoGP Rookies Cup	KTM	<b>1'41.102</b>	8 18	0.982 0.026	<b>206.8</b>
10	95 Collin VEIJER	NED	Red Bull MotoGP Rookies Cup	KTM	<b>1'41.230</b>	4 17	1.110 0.128	<b>205.3</b>
11	88 Artem MARAEV	RUS	Red Bull MotoGP Rookies Cup	KTM	<b>1'41.283</b>	9 18	1.163 0.053	<b>205.3</b>
12	34 Mario AJI	INA	Red Bull MotoGP Rookies Cup	KTM	<b>1'41.371</b>	8 18	1.251 0.088	<b>203.7</b>
13	89 Marcos URIARTE	SPA	Red Bull MotoGP Rookies Cup	KTM	<b>1'41.693</b>	3 18	1.573 0.322	<b>206.8</b>
14	58 Luca LUNETTA	ITA	Red Bull MotoGP Rookies Cup	KTM	<b>1'42.057</b>	9 11	1.937 0.364	<b>202.6</b>
15	39 Bartholomé PERRIN	FRA	Red Bull MotoGP Rookies Cup	KTM	<b>1'42.146</b>	15 16	2.026 0.089	<b>204.1</b>
16	97 Rocco LANDERS	USA	Red Bull MotoGP Rookies Cup	KTM	<b>1'42.167</b>	9 18	2.047 0.021	<b>202.6</b>
17	48 Gabin PLANQUES	FRA	Red Bull MotoGP Rookies Cup	KTM	<b>1'42.258</b>	6 8	2.138 0.091	<b>202.2</b>
18	6 Phillip TONN	GER	Red Bull MotoGP Rookies Cup	KTM	<b>1'42.856</b>	5 5	2.736 0.598	<b>199.6</b>
19	33 Izan GUEVARA	SPA	Red Bull MotoGP Rookies Cup	KTM	<b>1'44.130</b>	15 16	4.010 1.274	<b>198.8</b>
<b>Not classified</b>								
5	Tatchakorn BUASRI	THA	Red Bull MotoGP Rookies Cup	KTM				
7	Daniel MUÑOZ	SPA	Red Bull MotoGP Rookies Cup	KTM				
24	Ivan ORTOLÁ	SPA	Red Bull MotoGP Rookies Cup	KTM				
37	Pedro ACOSTA	SPA	Red Bull MotoGP Rookies Cup	KTM				
64	David MUÑOZ	SPA	Red Bull MotoGP Rookies Cup	KTM				
80	David ALONSO	COL	Red Bull MotoGP Rookies Cup	KTM				

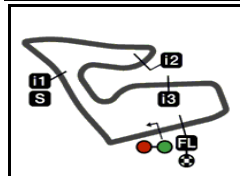
Practice condition: **Dry**  
 Air: 28°  
 Humidity: 50%  
 Ground: 45°

<b>Fastest Lap:</b>	Lap: 11	Alex ESCRIG	1'40.120	155.2 Km/h
<b>Best Race Lap:</b>	2016	Ayumu SASAKI	1'39.302	156.5 Km/h
<b>All Time Lap Record:</b>	2016	Ayumu SASAKI	1'39.302	156.5 Km/h

The results are provisional until the end of the limit for protest and appeals.

Time limit for protest expires 30' after publication of the results - ..... Time: .....

DORNA DATA PROCESSING TIMING SERVICE DORNA DATA PROCESSING TIMING SERVICE DORNA DATA PROCESSING TIMING SERVICE DORNA DATA PROCESSING TIMING SERVICE DORNA DATA PROCESSING TIMING SERVICE DORNA DATA PROCESSING TIMING SERVICE DORNA DATA PROCESSING TIMING SERVICE DORNA DATA PROCESSING TIMING SERVICE DORNA DATA PROCESSING TIMING SERVICE DORNA DATA PROCESSING TIMING SERVICE DORNA DATA PROCESSESS

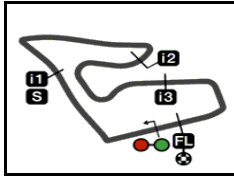


4318 m.

**BMW M GRAND PRIX OF STYRIA****Free Practice Nr. 1****Top Speed & Average**


Rider	Nation	Motorcycle	Top 5 speeds					Average	Top
19 <b>Scott OGDEN</b>	<b>GBR</b>	KTM	208.0	204.5	204.1	203.7	203.3	204.7	<b>208.0</b>
11 <b>Alex ESCRIG</b>	<b>SPA</b>	KTM	207.6	206.1	206.1	205.3	204.9	206.0	<b>207.6</b>
13 <b>Sho NISHIMURA</b>	<b>JPN</b>	KTM	206.8	205.7	205.7	205.7	205.3	205.8	<b>206.8</b>
55 <b>Noah DETTWILER</b>	<b>SWI</b>	KTM	206.8	205.3	205.3	204.9	203.7	205.2	<b>206.8</b>
89 <b>Marcos URIARTE</b>	<b>SPA</b>	KTM	206.8	204.9	204.5	203.0	203.0	204.4	<b>206.8</b>
23 <b>Alex MILLAN</b>	<b>SPA</b>	KTM	206.1	204.5	204.1	203.7	203.7	204.4	<b>206.1</b>
96 <b>Daniel HOLGADO</b>	<b>SPA</b>	KTM	205.7	203.7	203.3	203.3	203.3	203.7	<b>205.7</b>
88 <b>Artem MARAEV</b>	<b>RUS</b>	KTM	205.3	204.9	203.0	200.7	200.7	202.9	<b>205.3</b>
95 <b>Collin VEIJER</b>	<b>NED</b>	KTM	205.3	204.1	203.7	203.3	203.0	203.6	<b>205.3</b>
84 <b>Zonta VAN DEN GOORBERGH</b>	<b>NED</b>	KTM	204.9	204.9	203.7	203.7	201.8	203.8	<b>204.9</b>
29 <b>Billy VAN EERDE</b>	<b>AUS</b>	KTM	204.1	203.0	203.0	202.6	201.8	202.9	<b>204.1</b>
39 <b>Bartholomé PERRIN</b>	<b>FRA</b>	KTM	204.1	202.6	201.1	199.6	199.6	201.4	<b>204.1</b>
34 <b>Mario AJI</b>	<b>INA</b>	KTM	203.7	203.3	202.6	202.6	202.2	202.8	<b>203.7</b>
38 <b>David SALVADOR</b>	<b>SPA</b>	KTM	203.0	200.0	199.6	199.6	199.2	200.3	<b>203.0</b>
58 <b>Luca LUNETTA</b>	<b>ITA</b>	KTM	202.6	201.4	200.0	199.2	199.2	200.5	<b>202.6</b>
97 <b>Rocco LANDERS</b>	<b>USA</b>	KTM	202.6	201.8	201.8	201.1	200.0	201.2	<b>202.6</b>
48 <b>Gabin PLANQUES</b>	<b>FRA</b>	KTM	202.2	199.6	198.5	197.8	197.8	199.2	<b>202.2</b>
6 <b>Phillip TONN</b>	<b>GER</b>	KTM	199.6	198.8	196.3	194.9	189.4	195.8	<b>199.6</b>
33 <b>Izan GUEVARA</b>	<b>SPA</b>	KTM	198.8	198.5	198.5	198.1	197.8	198.3	<b>198.8</b>

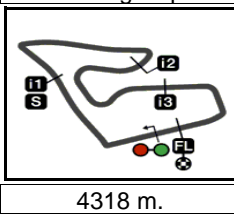




4318 m.

**BMW M GRAND PRIX OF STYRIA****Free Practice Nr. 1****Fastest Laps Sequence**

<i>Practice Time</i>	 <i>Rider</i>	<i>Nation</i>	<i>Motorcycle</i>	<i>Time</i>	<i>Km/h</i>	<i>Rider's Lap</i>
<b>3'36.001</b>	<b>38 David SALVADOR</b>	SPA	KTM	<b>1'42.487</b>	151.6	2
<b>3'38.461</b>	<b>95 Collin VEIJER</b>	NED	KTM	<b>1'42.438</b>	151.7	2
<b>3'38.602</b>	<b>84 Zonta VAN DEN GOORB</b>	NED	KTM	<b>1'42.337</b>	151.8	2
<b>5'19.773</b>	<b>84 Zonta VAN DEN GOORB</b>	NED	KTM	<b>1'41.171</b>	153.6	3
<b>10'30.080</b>	<b>84 Zonta VAN DEN GOORB</b>	NED	KTM	<b>1'41.062</b>	153.8	6
<b>12'33.342</b>	<b>11 Alex ESCRIG</b>	SPA	KTM	<b>1'40.924</b>	154.0	7
<b>19'19.180</b>	<b>96 Daniel HOLGADO</b>	SPA	KTM	<b>1'40.656</b>	154.4	11
<b>19'19.628</b>	<b>11 Alex ESCRIG</b>	SPA	KTM	<b>1'40.120</b>	155.2	11



## BMW M GRAND PRIX OF STYRIA

### Free Practice Nr. 1

### Chronological Analysis of Performances

\* Lap / Sector time cancelled **T1** Time from finish line to 1st intermediate **T3** Time from 2nd intermed. to 3rd intermed.  
**P** Crossing the finish line in pit lane **T2** Time from 1st intermed. to 2nd intermed. **T4** Time from 3rd intermediate to finish line

Lap	Lap Time	T1	T2	T3	T4	Speed	Lap	Lap Time	T1	T2	T3	T4	Speed							
<b>1st 11 Alex ESCRIG</b> Red Bull MotoGP Roo SPA																				
1	2'17.953	13.673	35.210	29.224	21.664	193.5	3	1'42.026 *	22.77 *	32.587	27.282	19.386	200.3							
2	1'45.061 *	22.893	33.821	28.910	19.437*	200.7	4	1'41.619 *	22.78*	32.330	27.052	19.454	200.7							
3	<b>1'41.188</b>	22.486	32.411	27.241	19.050	207.6	5	<b>1'41.901</b>	22.874	32.376	27.278	19.373	203.3							
4	<b>1'41.481</b>	22.673	32.310	27.398	19.100	200.7	6	1'55.309 *	24.026	40.087	31.855*	19.341	179.4							
5	1'43.246 *	23.15*	33.470	27.443	19.178	191.1	7	1'41.648 *	22.698	32.432	27.272*	19.246	202.2							
6	<b>1'43.489</b>	23.362	33.206	27.911	19.010	191.8	8	<b>1'41.046</b>	22.587	32.237	27.116	19.106	203.7							
7	<b>1'40.924</b>	22.528	32.119	27.107	19.170	205.3	9	<b>1'41.413</b>	22.611	32.531	27.066	19.205	204.5							
8	<b>1'43.535</b>	22.693	34.264	27.567	19.011	200.0	10	1'41.861 *	22.507	32.945	27.184	19.225	206.1							
9	1'40.439 *	22.55*	31.832	27.110	18.947	202.6	11	<b>1'41.000</b>	22.608	32.128	27.046	19.218	204.1							
10	1'42.192 *	23.26*	32.798	27.170	18.955	195.6	12	<b>1'45.916</b>	23.357	33.996	28.663	19.900	194.2							
11	<b>1'40.120</b>	22.426	31.780	26.940	18.974	204.9	13	1'42.383 *	22.83*	33.135	27.249	19.163	202.6							
12	1'45.710 *	23.326	33.853	28.895	19.636*	188.4	14	<b>1'41.330</b>	22.676	32.072	27.307	19.275	201.4							
13	1'43.803 *	23.09*	34.136	27.566	19.004	194.5	15	1'44.968 *	24.44*	32.910	28.040	19.572	167.4							
14	<b>1'40.553</b>	22.547	31.945	27.162	18.899	203.3	16	1'47.603 P	22.674	32.376	27.669	24.884	203.7							
15	1'45.175 *	22.86*	32.766	29.992	19.548	198.8	17	2'42.476	13.882	32.684	27.439	19.326	192.1							
16	<b>1'44.952</b>	22.485	33.881	28.397	20.189	206.1	<b>4th 84 Zonta VAN DEN GO</b> Red Bull MotoGP Roo NED													
17	<b>1'43.274</b>	23.140	33.841	27.254	19.039	196.3	1	1'56.265	13.078	34.081	27.814	19.653	200.0							
18	<b>1'45.774</b>	22.584	33.157	30.601	19.432	206.1	2	<b>1'42.337</b>	22.824	32.752	27.273	19.488	204.9							
<b>2nd 96 Daniel HOLGADO</b> Red Bull MotoGP Roo SPA																				
1	2'18.553	14.108	35.796	28.910	21.018	191.1	3	<b>1'41.171</b>	22.618	32.027	27.270	19.256	201.8							
2	1'43.420 *	22.907	33.039	28.009	19.465*	203.3	4	<b>1'41.417</b>	22.686	32.017	27.338	19.376	200.0							
3	<b>1'42.180</b>	22.939	32.549	27.492	19.200	200.3	5	<b>1'47.828</b>	28.061	32.729	27.397	19.641	193.8							
4	<b>1'41.721</b>	22.760	32.800	27.171	18.990	203.3	6	<b>1'41.062</b>	22.755	31.986	27.168	19.153	200.7							
5	1'41.339 *	22.54*	32.288	27.349	19.155	205.7	7	1'42.737 *	22.680	33.254	27.350	19.453*	194.5							
6	1'44.713 *	24.537	33.551	27.534*	19.091*	184.6	8	<b>1'41.303</b>	22.593	32.139	27.348	19.223	198.1							
7	1'41.772 *	22.73*	32.135	27.338	19.562	201.1	9	<b>1'41.059</b>	22.696	31.907	27.293	19.163	198.5							
8	1'41.085 *	22.566	31.988	27.304*	19.227	203.3	10	1'44.188 *	22.95*	34.091	27.614	19.528	190.1							
9	<b>1'41.372</b>	22.770	32.121	27.315	19.166	200.0	11	<b>1'41.093</b>	22.667	31.934	27.286	19.206	203.7							
10	1'42.369 *	22.715	33.256	27.263*	19.135	200.0	12	1'42.166 *	22.85*	32.592	27.355	19.362	189.8							
11	<b>1'40.656</b>	22.553	31.878	27.081	19.144	203.7	13	1'47.149 P	22.664	33.044	27.673	23.768	199.6							
12	1'47.217 *	23.543	35.157	28.846	19.671*	180.3	14	2'51.570	15.517	34.148	27.811	19.463	183.6							
13	<b>1'41.208</b>	22.620	32.067	27.261	19.260	203.3	15	<b>1'41.179</b>	22.612	32.001	27.352	19.214	203.7							
14	1'43.784 *	23.004	34.176	27.479	19.125*	191.4	16	1'42.150 *	22.81*	32.505	27.469	19.359	192.5							
15	<b>1'40.986</b>	22.493	32.111	27.283	19.099	203.3	17	<b>1'41.000</b>	22.740	31.784	27.351	19.125	204.9							
16	1'48.768 *	22.671	35.334	29.430	21.333*	200.7	<b>5th 13 Sho NISHIMURA</b> Red Bull MotoGP Roo JPN													
17	1'41.042 *	22.725	32.075	27.110	19.132*	202.2	1	2'10.922	14.947	42.021	28.957	21.233	169.8							
18	1'43.071 *	22.90*	33.250	27.588	19.330	199.2	2	<b>1'43.310</b>	22.995	33.004	27.753	19.558	203.0							
<b>3rd 23 Alex MILLAN</b> Red Bull MotoGP Roo SPA																				
1	2'09.073	15.517	40.635	31.260	20.234	166.4	3	<b>1'42.315</b>	22.900	32.431	27.520	19.464	202.2							
2	<b>1'42.915</b>	23.112	32.862	27.442	19.499	200.3	4	1'41.692 *	22.86*	32.108	27.347	19.376	201.8							
<b>Fastest Lap:</b> Alex ESCRIG Red Bull MotoGP Roo SPA <b>1'40.120</b> 22.426 31.780 26.940 18.974																				

DORNA DATA PROCESSING TIMING SERVICE DORNA DATA PROCESSING TIMING SERVICE DORNA DATA PROCESSING TIMING SERVICE DORNA DATA PROCESSING TIMING SERVICE DORNA DATA PROCESSING TIMING SERVICE DORNA DATA PROCESSING TIMING SERVICE DORNA DATA PROCESSING TIMING SERVICE DORNA DATA PROCESSING TIMING SERVICE DORNA DATA PROCESSING TIMING SERVICE DORNA DATA PROCCEESSS

**Free Practice Nr. 1****RookiesCup**

Lap	Lap Time	T1	T2	T3	T4	Speed	Lap	Lap Time	T1	T2	T3	T4	Speed
9	<b>1'43.504</b>	22.565	33.763	27.382	19.794	205.3	3	<b>1'42.189</b>	22.881	32.404	27.617	19.287	201.8
10	1'43.235 *	22.57*	33.323	27.962	19.373	205.7	4	<b>1'41.925</b>	22.732	32.489	27.494	19.210	203.0
11	<b>1'41.424</b>	22.676	32.095	27.281	19.372	203.3	5	<b>1'41.946</b>	22.739	32.349	27.615	19.243	200.0
12	<b>1'45.271</b>	24.231	33.991	27.670	19.379	187.5	6	<b>1'41.505</b>	22.668	32.395	27.353	19.089	203.3
13	<b>1'41.508</b>	22.702	32.135	27.265	19.406	202.6	7	1'45.049 *	22.79*	35.148	27.360	19.745	199.6
14	<b>1'41.063</b>	22.606	<b>32.032</b>	<b>27.048</b>	19.377	204.1	8	<b>1'41.525</b>	22.533	32.224	27.490	19.278	203.7
15	<b>1'43.083</b>	22.870	32.663	27.963	19.587	<b>206.8</b>	9	<b>1'41.924</b>	22.556	32.426	<b>27.207</b>	19.735	204.1
16	<b>1'41.439</b>	22.647	32.137	27.277	19.378	204.5	10	1'42.591 *	<b>22.484</b>	33.279	27.622	19.206	<b>208.0</b>
17	<b>1'41.698</b>	22.672	32.068	27.566	19.392	204.5	11	<b>1'41.563</b>	22.589	32.574	27.327	<b>19.073</b>	204.5
18	<b>1'41.383</b>	22.737	32.093	27.217	19.336	202.6	12	<b>1'41.587</b>	22.675	32.418	27.421	19.073	201.1

**6th 29 Billy VAN EERDE Red Bull MotoGP Roo AUS**

1	2'07.593	13.977	36.195	28.359	19.786	182.4
2	<b>1'42.367</b>	22.978	32.644	27.341	19.404	201.1
3	1'41.761 *	22.79*	32.340	27.319	19.305	203.0
4	<b>1'41.855</b>	22.582	32.305	27.587	19.381	201.4
5	<b>1'45.587</b>	23.206	35.326	27.620	19.435	193.8
6	<b>1'44.627</b>	23.345	33.659	27.898	19.725	196.7
7	<b>1'41.235</b>	22.714	32.081	27.265	19.175	200.0
8	<b>1'41.404</b>	22.549	32.189	27.478	19.188	201.8
9	<b>1'44.318</b>	23.181	33.333	27.909	19.895	191.8
10	1'42.571 *	<b>22.527</b>	33.118	27.606	19.320	<b>204.1</b>
11	<b>1'41.376</b>	22.546	32.106	27.430	19.294	202.6
12	<b>1'41.650</b>	22.769	32.237	27.484	19.160	200.7
13	<b>1'44.935</b>	22.744	33.887	28.239	20.065	199.6
14	<b>1'41.943</b>	22.629	32.493	27.399	19.422	200.7
15	<b>1'41.449</b>	22.710	32.095	27.380	19.264	201.4
16	<b>1'41.645</b>	22.839	32.266	27.366	19.174	200.0
17	1'44.809 *	22.750	33.336	28.874	19.849*	199.2
18	<b>1'41.053</b>	22.655	<b>32.036</b>	<b>27.208</b>	<b>19.154</b>	203.0

**7th 38 David SALVADOR Red Bull MotoGP Roo SPA**

1	1'53.514	13.699	33.748	28.121	19.631	191.4
2	<b>1'42.487</b>	23.149	32.337	27.656	19.345	197.0
3	1'41.820 *	22.92 *	32.145	27.412	19.342	198.1
4	1'44.461 *	22.93*	32.080	30.354	19.092	197.4
5	1'42.410 *	22.89*	32.018	28.207	19.289	199.6
6	<b>1'42.395</b>	23.038	32.137	28.135	19.085	200.0
7	1'50.150 P	22.57*	32.160	28.094	27.323	<b>203.0</b>
8	2'55.097	13.430	32.355	27.539	19.242	194.5
9	1'41.854 *	22.938	32.095	27.597	19.224	196.3
10	1'41.589 *	22.80 *	32.018	27.564	19.200	197.8
11	1'41.421 *	22.85*	32.028	27.396	19.139	197.0
12	<b>1'41.520</b>	22.849	32.082	27.475	19.114	197.4
13	1'43.595 *	24.48*	32.216	27.691	19.203	193.5
14	1'41.373 *	22.85*	31.988	27.432	19.099	197.4
15	1'41.567 *	22.79*	32.267	27.451	19.053	199.6
16	<b>1'41.067</b>	<b>22.797</b>	<b>31.938</b>	<b>27.314</b>	<b>19.018</b>	199.2
17	1'43.342 *	23.55*	32.273	27.988	19.529	195.6

**8th 19 Scott OGDEN Red Bull MotoGP Roo GBR**

1	2'10.561	14.089	35.929	28.924	20.387	192.1
2	<b>1'44.217</b>	23.108	32.976	28.025	20.108	199.6

**9th 55 Noah DETTWILER Red Bull MotoGP Roo SWI**

1	2'02.016	13.671	35.025	30.354	20.419	194.5
2	<b>1'48.307</b>	27.369	33.383	27.520	20.035	195.6
3	1'42.243 *	22.75*	32.647	27.369	19.468	204.9
4	<b>1'42.584</b>	22.687	32.960	27.375	19.562	205.3
5	<b>1'42.087</b>	22.632	32.510	27.416	19.529	203.3
6	<b>1'42.629</b>	22.880	32.579	27.669	19.501	201.1
7	<b>1'46.391</b>	27.079	32.769	27.287	19.256	196.0
8	<b>1'41.102</b>	<b>22.475</b>	32.209	27.202	19.216	<b>206.8</b>
9	<b>1'41.310</b>	22.510	32.169	27.348	19.283	205.3
10	1'42.697 *	22.714	32.558	27.591	19.834	200.3
11	<b>1'45.118</b>	23.103	35.546	27.197	19.272	199.2
12	<b>1'43.692</b>	24.464	32.653	27.283	19.292	196.3
13	<b>1'41.989</b>	22.724	32.388	27.303	19.574	203.3
14	<b>1'41.278</b>	22.606	<b>32.160</b>	<b>27.116</b>	19.396	203.7
15	<b>1'41.819</b>	22.912	32.456	27.266	<b>19.185</b>	201.8
16	<b>1'41.488</b>	22.804	32.257	27.205	19.222	202.6
17	<b>1'42.288</b>	22.782	32.416	27.518	19.572	201.8
18	<b>1'41.979</b>	22.959	32.386	27.316	19.318	200.0

**10th 95 Collin VEIJER Red Bull MotoGP Roo NED**

1	1'56.023	13.167	33.901	27.986	19.563	194.9
2	<b>1'42.438</b>	22.952	32.678	27.368	19.440	203.3
3	1'41.688 *	22.98*	32.363	<b>27.087</b>	19.249	203.0
4	<b>1'41.230</b>	<b>22.605</b>	32.189	27.189	19.247	203.0
5	<b>1'44.847</b>	22.780	33.913	28.542	19.612	200.7
6	<b>1'44.417</b>	22.836	34.429	27.918	19.234	201.4
7	1'42.066 *	22.65*	32.530	27.441	19.439*	202.2
8	1'41.832 *	22.80*	32.427	27.365	19.235	204.1
9	1'41.077 *	22.71*	<b>32.096</b>	27.158	<b>19.108</b>	201.4
10	1'43.491 *	22.665	33.763	27.663	19.400	203.0
11	<b>1'41.650</b>	22.764	32.312	27.278	19.296	200.0
12	<b>1'41.647</b>	22.642	32.200	27.459	19.346	<b>205.3</b>
13	1'47.307 P	22.920	32.658	28.382	23.347	198.8
14	2'51.397	13.145	33.271	27.892	19.335	196.3
15	<b>1'41.703</b>	22.835	32.321	27.333	19.214	199.2
16	<b>1'41.633</b>	22.636	32.231	27.461	19.305	203.7

**Fastest Lap:** Alex ESCRIG Red Bull MotoGP Roo SPA **1'40.120** 22.426 31.780 26.940 18.974

DORNA DATA PROCESSING TIMING SERVICE DORNA DATA PROCESSING TIMING SERVICE DORNA DATA PROCESSING TIMING SERVICE DORNA DATA PROCESSING TIMING SERVICE DORNA DATA PROCESSING TIMING SERVICE DORNA DATA PROCESSING TIMING SERVICE DORNA DATA PROCESSING TIMING SERVICE DORNA DATA PROCESSING TIMING SERVICE DORNA DATA PROCESSING TIMING SERVICE DORNA DATA PROCESSING TIMING SERVICE DORNA DATA PROCCEESSS



