ed Bull Ring - Spielber

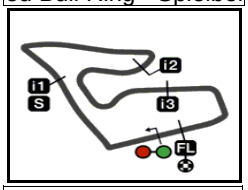

4318 m.

Results and timing service provided by TISSOT

RookiesCup

BMW M GRAND PRIX OF STYRIA

Free Practice Nr. 2

Classification

		Rider	Nation	Team	Motorcycle	Time	Lap	Total	Gap		Top Speed
1	37	**Pedro ACOSTA**	SPA	Red Bull MotoGP Rookies Cup	KTM	**1'39.896**	13	17			**207.6**
2	64	**David MUÑOZ**	SPA	Red Bull MotoGP Rookies Cup	KTM	**1'40.100**	9	15	0.204	0.204	**208.0**
3	11	**Alex ESCRIG**	SPA	Red Bull MotoGP Rookies Cup	KTM	**1'40.269**	17	18	0.373	0.169	**207.6**
4	96	**Daniel HOLGADO**	SPA	Red Bull MotoGP Rookies Cup	KTM	**1'40.298**	9	18	0.402	0.029	**206.1**
5	7	**Daniel MUÑOZ**	SPA	Red Bull MotoGP Rookies Cup	KTM	**1'40.323**	12	17	0.427	0.025	**206.1**
6	80	**David ALONSO**	COL	Red Bull MotoGP Rookies Cup	KTM	**1'40.398**	18	18	0.502	0.075	**203.3**
7	24	**Ivan ORTOLÁ**	SPA	Red Bull MotoGP Rookies Cup	KTM	**1'40.488**	11	18	0.592	0.090	**206.8**
8	89	**Marcos URIARTE**	SPA	Red Bull MotoGP Rookies Cup	KTM	**1'40.640**	12	12	0.744	0.152	**207.6**
9	48	**Gabin PLANQUES**	FRA	Red Bull MotoGP Rookies Cup	KTM	**1'40.740**	8	16	0.844	0.100	**206.5**
10	13	**Sho NISHIMURA**	JPN	Red Bull MotoGP Rookies Cup	KTM	**1'40.934**	17	18	1.038	0.194	**206.5**
11	95	**Collin VEIJER**	NED	Red Bull MotoGP Rookies Cup	KTM	**1'40.978**	17	17	1.082	0.044	**204.5**
12	19	**Scott OGDEN**	GBR	Red Bull MotoGP Rookies Cup	KTM	**1'40.986**	7	14	1.090	0.008	**204.5**
13	38	**David SALVADOR**	SPA	Red Bull MotoGP Rookies Cup	KTM	**1'41.008**	9	17	1.112	0.022	**207.2**
14	23	**Alex MILLAN**	SPA	Red Bull MotoGP Rookies Cup	KTM	**1'41.015**	13	17	1.119	0.007	**204.5**
15	84	**Zonta VAN DEN GOORBE**	NED	Red Bull MotoGP Rookies Cup	KTM	**1'41.045**	16	17	1.149	0.030	**204.5**
16	34	**Mario AJI**	INA	Red Bull MotoGP Rookies Cup	KTM	**1'41.315**	9	17	1.419	0.270	**203.7**
17	55	**Noah DETTWILER**	SWI	Red Bull MotoGP Rookies Cup	KTM	**1'41.429**	13	18	1.533	0.114	**205.7**
18	88	**Artem MARAEV**	RUS	Red Bull MotoGP Rookies Cup	KTM	**1'41.461**	6	18	1.565	0.032	**205.3**
19	58	**Luca LUNETTA**	ITA	Red Bull MotoGP Rookies Cup	KTM	**1'41.802**	9	18	1.906	0.341	**206.8**
20	29	**Billy VAN EERDE**	AUS	Red Bull MotoGP Rookies Cup	KTM	**1'41.811**	15	16	1.915	0.009	**205.3**
21	33	**Izan GUEVARA**	SPA	Red Bull MotoGP Rookies Cup	KTM	**1'42.351**	6	16	2.455	0.540	**205.7**
22	39	**Bartholomé PERRIN**	FRA	Red Bull MotoGP Rookies Cup	KTM	**1'42.717**	17	17	2.821	0.366	**201.1**
23	6	**Phillip TONN**	GER	Red Bull MotoGP Rookies Cup	KTM	**1'43.027**	11	16	3.131	0.310	**202.6**
24	97	**Rocco LANDERS**	USA	Red Bull MotoGP Rookies Cup	KTM	**1'46.244**	2	7	6.348	3.217	**202.2**

Practice condition: **Dry**
Air: 33°
Humidity: 40%
Ground: 51°

Fastest Lap:	Lap: 13	**Pedro ACOSTA**	**1'39.896**	155.6 Km/h
Best Race Lap:	2016	**Ayumu SASAKI**	**1'39.302**	156.5 Km/h
All Time Lap Record:	2016	**Ayumu SASAKI**	**1'39.302**	156.5 Km/h

The results are provisional until the end of the limit for protest and appeals.

Time limit for protest expires 30' after publication of the results - ..... Time: .....

DORNA DATA PROCESSING .TIMING SERVICE DORNA DATA PROCESSING TIMING SERVICE DORNA DATA PROCESSING TIMING SERVICE DORNA DATA PROCESSING TIMING SERVICE DORNA DATA PROCESSING TIMING SERVICE DORNA DATA PROCESSING TIMING SERVICE DORNA DATA PROCESSING TIMING SERVICE DORNA DATA PROCCEESSS

Spielberg, Friday, August 21, 2020

ed Bull Ring - Spielber

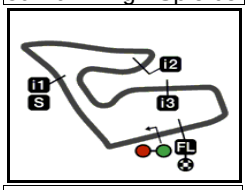

4318 m.

Results and timing service provided by TISSOT

RookiesCup

BMW M GRAND PRIX OF STYRIA

Free Practice Nr. 2

Top Speed & Average

	Rider	Nation	Motorcycle	Top 5 speeds					Average	Top
64	**David MUÑOZ**	**SPA**	KTM	208.0	205.7	203.7	202.6	202.2	204.1	**208.0**
11	**Alex ESCRIG**	**SPA**	KTM	207.6	204.5	204.1	203.3	203.3	204.4	**207.6**
37	**Pedro ACOSTA**	**SPA**	KTM	207.6	204.5	204.5	202.6	202.2	204.3	**207.6**
89	**Marcos URIARTE**	**SPA**	KTM	207.6	207.6	201.8	201.1	200.0	203.6	**207.6**
38	**David SALVADOR**	**SPA**	KTM	207.2	203.3	202.6	201.8	199.6	202.9	**207.2**
24	**Ivan ORTOLÁ**	**SPA**	KTM	206.8	206.8	205.3	204.1	203.3	205.3	**206.8**
58	**Luca LUNETTA**	**ITA**	KTM	206.8	205.7	205.7	205.3	204.5	205.6	**206.8**
13	**Sho NISHIMURA**	**JPN**	KTM	206.5	205.3	204.9	204.9	204.9	205.3	**206.5**
48	**Gabin PLANQUES**	**FRA**	KTM	206.5	204.5	203.0	202.6	202.6	203.5	**206.5**
7	**Daniel MUÑOZ**	**SPA**	KTM	206.1	205.7	204.9	204.5	204.1	204.9	**206.1**
96	**Daniel HOLGADO**	**SPA**	KTM	206.1	205.3	203.7	203.0	203.0	204.2	**206.1**
33	**Izan GUEVARA**	**SPA**	KTM	205.7	204.1	202.2	201.1	200.3	202.7	**205.7**
55	**Noah DETTWILER**	**SWI**	KTM	205.7	205.7	205.3	205.3	204.1	205.0	**205.7**
29	**Billy VAN EERDE**	**AUS**	KTM	205.3	202.2	201.8	200.7	200.3	202.1	**205.3**
88	**Artem MARAEV**	**RUS**	KTM	205.3	202.2	201.8	201.1	200.3	201.8	**205.3**
19	**Scott OGDEN**	**GBR**	KTM	204.5	204.1	204.1	201.8	201.8	203.3	**204.5**
23	**Alex MILLAN**	**SPA**	KTM	204.5	204.1	203.7	203.0	201.8	203.4	**204.5**
84	**Zonta VAN DEN GOORBERGH**	**NED**	KTM	204.5	203.0	202.6	201.8	200.3	202.4	**204.5**
95	**Collin VEIJER**	**NED**	KTM	204.5	204.1	203.7	203.7	203.3	203.9	**204.5**
34	**Mario AJI**	**INA**	KTM	203.7	203.0	201.8	201.1	201.1	202.1	**203.7**
80	**David ALONSO**	**COL**	KTM	203.3	203.3	203.0	202.6	202.2	202.6	**203.3**
6	**Phillip TONN**	**GER**	KTM	202.6	201.8	201.4	198.8	197.8	200.5	**202.6**
97	**Rocco LANDERS**	**USA**	KTM	202.2	200.0	199.2	196.7	196.3	198.9	**202.2**
39	**Bartholomé PERRIN**	**FRA**	KTM	201.1	201.1	200.7	199.6	199.2	200.3	**201.1**

DORNA DATA PROCESSING ,TIMING SERVICE DORNA DATA PROCESSING TIMING SERVICE DORNA DATA PROCESSING TIMING SERVICE DORNA DATA PROCESSING TIMING SERVICE DORNA DATA PROCESSING TIMING SERVICE DORNA DATA PROCESSING TIMING SERVICE DORNA DATA PROCESSING TIMING SERVICE DORNA DATA PROCCEESSS

Spielberg, Friday, August 21, 2020

ed Bull Ring - Spielber

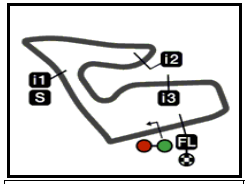

4318 m.

Results and timing service provided by TISSOT

RookiesCup

BMW M GRAND PRIX OF STYRIA

Free Practice Nr. 2

Best Partial Times

IT *Ideal Lap Time, sum of the best partial times* ***BT*** *Best Lap Time*

T1			T2		T3		T4	
Pos	Rider	Time	Rider	Time	Rider	Time	Rider	Time
1	D.HOLGADO	22.270	D.ALONSO	31.629	A.ESCRIG	26.795	D.MUÑOZ	18.793
2	**P.ACOSTA**	**22.285**	**P.ACOSTA**	**31.694**	**D.MUÑOZ**	**26.873**	**D.HOLGADO**	**18.867**
3	D.MUÑOZ	22.350	D.MUÑOZ	31.777	D.HOLGADO	26.909	P.ACOSTA	18.926
4	**A.ESCRIG**	**22.381**	**Z.VAN DEN GOO**	**31.841**	**P.ACOSTA**	**26.928**	**M.URIARTE**	**18.926**
5	D.MUÑOZ	22.387	I.ORTOLÁ	31.851	D.MUÑOZ	26.982	D.MUÑOZ	18.932
6	**I.ORTOLÁ**	**22.388**	**G.PLANQUES**	**31.857**	**S.NISHIMURA**	**26.995**	**A.ESCRIG**	**18.968**
7	M.URIARTE	22.433	D.HOLGADO	31.869	I.ORTOLÁ	27.024	D.ALONSO	18.997
8	**D.ALONSO**	**22.435**	**A.ESCRIG**	**31.909**	**A.MILLAN**	**27.041**	**M.AJI**	**19.016**
9	C.VEIJER	22.437	D.MUÑOZ	31.920	M.URIARTE	27.069	S.OGDEN	19.021
10	**N.DETTWILER**	**22.482**	**D.SALVADOR**	**31.962**	**A.MARAEV**	**27.119**	**D.SALVADOR**	**19.021**
11	A.MILLAN	22.484	C.VEIJER	32.038	D.ALONSO	27.120	A.MARAEV	19.026
12	**S.NISHIMURA**	**22.539**	**M.URIARTE**	**32.068**	**G.PLANQUES**	**27.121**	**G.PLANQUES**	**19.049**
13	D.SALVADOR	22.556	S.OGDEN	32.072	L.LUNETTA	27.121	A.MILLAN	19.083
14	**L.LUNETTA**	**22.571**	**S.NISHIMURA**	**32.095**	**M.AJI**	**27.232**	**L.LUNETTA**	**19.115**
15	G.PLANQUES	22.574	M.AJI	32.110	C.VEIJER	27.240	I.ORTOLÁ	19.123
16	**Z.VAN DEN GOO**	**22.594**	**A.MILLAN**	**32.121**	**S.OGDEN**	**27.247**	**C.VEIJER**	**19.141**
17	S.OGDEN	22.620	N.DETTWILER	32.139	B.VAN EERDE	27.293	Z.VAN DEN GOO	19.186
18	**A.MARAEV**	**22.624**	**L.LUNETTA**	**32.141**	**Z.VAN DEN GOO**	**27.295**	**B.VAN EERDE**	**19.200**
19	B.VAN EERDE	22.632	I.GUEVARA	32.250	D.SALVADOR	27.301	S.NISHIMURA	19.201
20	**M.AJI**	**22.701**	**B.VAN EERDE**	**32.258**	**N.DETTWILER**	**27.303**	**B.PERRIN**	**19.264**
21	I.GUEVARA	22.720	A.MARAEV	32.328	I.GUEVARA	27.474	I.GUEVARA	19.341
22	**B.PERRIN**	**22.734**	**P.TONN**	**32.442**	**R.LANDERS**	**27.526**	**N.DETTWILER**	**19.345**
23	P.TONN	22.896	B.PERRIN	32.472	P.TONN	27.552	R.LANDERS	19.398
24	**R.LANDERS**	**23.403**	**R.LANDERS**	**32.495**	**B.PERRIN**	**27.688**	**P.TONN**	**19.471**

Pos	Rider	IT	BT	
1	**P.ACOSTA**	1'39.833	1'39.896	(1)
2	**D.HOLGADO**	1'39.915	1'40.298	(4)
3	**D.MUÑOZ**	1'39.932	1'40.100	(2)
4	**A.ESCRIG**	1'40.053	1'40.269	(3)
5	**D.MUÑOZ**	1'40.082	1'40.323	(5)
6	**D.ALONSO**	1'40.181	1'40.398	(6)
7	**I.ORTOLÁ**	1'40.386	1'40.488	(7)
8	**M.URIARTE**	1'40.496	1'40.640	(8)
9	**G.PLANQUES**	1'40.601	1'40.740	(9)
10	**A.MILLAN**	1'40.729	1'41.015	(14)
11	**S.NISHIMURA**	1'40.830	1'40.934	(10)
12	**D.SALVADOR**	1'40.840	1'41.008	(13)
13	**C.VEIJER**	1'40.856	1'40.978	(11)
14	**Z.VAN DEN G**	1'40.916	1'41.045	(15)
15	**L.LUNETTA**	1'40.948	1'41.802	(19)
16	**S.OGDEN**	1'40.960	1'40.986	(12)
17	**M.AJI**	1'41.059	1'41.315	(16)
18	**A.MARAEV**	1'41.097	1'41.461	(18)
19	**N.DETTWILER**	1'41.269	1'41.429	(17)
20	**B.VAN EERDE**	1'41.383	1'41.811	(20)
21	**I.GUEVARA**	1'41.785	1'42.351	(21)
22	**B.PERRIN**	1'42.158	1'42.717	(22)
23	**P.TONN**	1'42.361	1'43.027	(23)
24	**R.LANDERS**	1'42.822	1'46.244	(24)

DORNA DATA PROCESSING .TIMING SERVICE DORNA DATA PROCESSING TIMING SERVICE DORNA DATA PROCESSING TIMING SERVICE DORNA DATA PROCESSING TIMING SERVICE DORNA DATA PROCESSING TIMING SERVICE DORNA DATA PROCESSING TIMING SERVICE DORNA DATA PROCESSING TIMING SERVICE DORNA DATA PROCCESSS

ed Bull Ring - Spielber

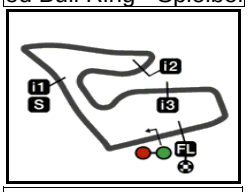

4318 m.

Results and timing service provided by TISSOT

RookiesCup

BMW M GRAND PRIX OF STYRIA

Free Practice Nr. 2

Fastest Laps Sequence

Practice Time		Rider	Nation	Motorcycle	Time	Km/h	Rider's Lap
3'38.984	84	**Zonta VAN DEN GOORB**	NED	KTM	**1'41.384**	153.3	2
5'35.389	37	**Pedro ACOSTA**	SPA	KTM	**1'41.316**	153.4	3
7'16.174	64	**David MUÑOZ**	SPA	KTM	**1'40.345**	154.9	4
15'58.194	96	**Daniel HOLGADO**	SPA	KTM	**1'40.298**	154.9	9
17'42.277	64	**David MUÑOZ**	SPA	KTM	**1'40.100**	155.2	9
24'33.789	37	**Pedro ACOSTA**	SPA	KTM	**1'39.896**	155.6	13

DORNA DATA PROCESSING ,TIMING SERVICE DORNA DATA PROCESSING TIMING SERVICE DORNA DATA PROCESSING TIMING SERVICE DORNA DATA PROCESSING TIMING SERVICE DORNA DATA PROCESSING TIMING SERVICE DORNA DATA PROCESSING TIMING SERVICE DORNA DATA PROCESSING TIMING SERVICE DORNA DATA PROCESSING TIMING SERVICE DORNA DATA PROCCEESSS

Spielberg, Friday, August 21, 2020

ed Bull Ring - Spielber

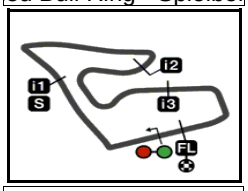

4318 m.

Results and timing service provided by TISSOT

RookiesCup

BMW M GRAND PRIX OF STYRIA

Free Practice Nr. 2

Chronological Analysis of Performances

** Lap / Sector time cancelled*
P Crossing the finish line in pit lane
T1 Time from finish line to 1st intermediate
T2 Time from 1st intermed. to 2nd intermed.
T3 Time from 2nd intermed. to 3rd intermed.
T4 Time from 3rd intermediate to finish line

1st 37 Pedro ACOSTA — Red Bull MotoGP Roo SPA

Lap	Lap Time		T1	T2	T3	T4	Speed
1	2'11.922		16.357	39.126	34.858	20.201	148.1
2	**1'42.151**		22.997	32.540	27.364	19.250	201.1
3	**1'41.316**		22.731	31.986	27.403	19.196	202.2
4	**1'40.860**		22.634	32.333	26.967	18.926	204.5
5	1'44.374	*	22.83*[illegible]	31.855	27.773	21.913*	200.3
6	**1'41.256**		22.562	32.063	27.272	19.359	204.5
7	1'49.203	P	24.38*[illegible]	33.740	27.649	23.431	184.9
8	2'34.007		14.168	32.494	27.384	19.067	192.1
9	1'42.637	*	22.988	33.022	27.418	19.209*	198.8
10	**1'41.139**		22.829	31.832	27.354	19.124	198.8
11	1'48.700	P	23.40*[illegible]	33.936	27.777	23.578	180.3
12	2'36.328		15.000			20.176	171.1
13	**1'39.896**		22.285	31.694	26.928	18.989	207.6
14	1'43.131	*	23.80*[illegible]	33.140	27.170	19.016	185.5
15	**1'42.276**		22.709	32.865	27.535	19.167	187.8
16	**1'41.482**		22.463	31.963	27.305	19.751	202.6
17	1'42.645	*	22.936	32.152	28.351*	19.206	198.1

2nd 64 David MUÑOZ — Red Bull MotoGP Roo SPA

Lap	Lap Time		T1	T2	T3	T4	Speed
1	2'05.356		13.664	39.701	28.172	19.430	171.4
2	**1'42.611**		22.794	32.413	27.694	19.710	202.2
3	**1'47.862**		29.544	32.152	27.048	19.118	195.6
4	**1'40.345**		22.373	31.777	27.185	19.010	205.7
5	1'50.232	P	22.350	31.807	27.713	28.362	203.7
6	3'33.300		13.709	32.628	27.804	19.247	198.1
7	**1'41.102**		22.841	31.994	27.266	19.001	200.3
8	1'41.369	*	23.15*[illegible]	32.049	27.166	19.004	200.3
9	**1'40.100**		22.462	31.781	26.873	18.984	202.6
10	**1'49.023**		29.192	33.672	27.227	18.932	180.0
11	**1'40.930**		22.407	32.171	27.420	18.932	202.2
12	**1'48.637**		22.398	32.281	28.583	25.375	208.0
13	1'54.220	P	22.712	36.737	27.749	27.022	200.7
14	3'40.094		13.568	32.616	27.646	19.119	193.2
15	1'41.267	*	22.861	31.843	27.385*	19.178	198.8

3rd 11 Alex ESCRIG — Red Bull MotoGP Roo SPA

Lap	Lap Time		T1	T2	T3	T4	Speed
1	2'21.732		18.208	37.149	28.342	19.236	118.9
2	1'41.215	*	22.873	32.246	27.176	18.920*	201.1
3	1'40.901	*	22.678	31.926	27.180*	19.117*	203.3
4	**1'46.479**		27.767	32.252	27.330	19.130	194.9
5	1'43.837	*	22.894	32.862	28.976	19.105*	194.9
6	**1'46.354**		22.629	34.563	28.695	20.467	203.3
7	1'41.238	*	22.641	32.399	27.188*	19.010	202.2
8	**1'40.899**		22.665	31.938	27.273	19.023	200.7
9	**1'40.996**		22.652	32.103	27.273	18.968	201.8
10	**1'40.480**		22.503	32.035	26.972	18.970	202.2
11	1'44.487	*	22.463	32.399	29.917	19.708*	204.5
12	1'44.405	*	22.86*[illegible]	35.228	27.312	19.000	196.0
13	**1'42.142**		22.565	31.979	28.073	19.525	202.2
14	1'40.499	*	22.442	32.005	27.062*	18.990*	202.6
15	1'44.299	*	22.50*[illegible]	35.602	27.186	19.007*	203.3
16	**1'40.769**		22.676	32.079	26.942	19.072	200.3
17	**1'40.269**		22.381	31.909	26.795	19.184	204.1
18	1'45.295	*	22.709	32.159	28.861	21.566*	207.6

4th 96 Daniel HOLGADO — Red Bull MotoGP Roo SPA

Lap	Lap Time		T1	T2	T3	T4	Speed
1	2'19.105		18.077	36.656	28.489	19.671	170.0
2	1'42.162	*	22.989	32.448	27.451*	19.274	198.5
3	1'44.423	*	22.872	34.297	27.965	19.289*	197.8
4	**1'40.700**		22.576	31.977	27.108	19.039	202.6
5	1'43.625	*	22.796	33.091	28.040	19.698*	198.8
6	**1'40.879**		22.442	31.973	27.342	19.122	203.7
7	**1'40.691**		22.612	31.928	27.078	19.073	200.0
8	**1'46.311**		22.605	33.282	29.935	20.489	200.3
9	**1'40.298**		22.562	31.869	27.000	18.867	203.0
10	1'42.536	*	22.270	33.529	27.503	19.234*	205.3
11	**1'41.049**		22.585	32.191	27.220	19.053	203.0
12	1'41.232	*	22.662	32.005	27.425	19.140*	198.1
13	1'50.608	*	24.84*[illegible]	38.800	27.291*	19.671*	148.1
14	**1'40.431**		22.473	31.982	26.976	19.000	201.4
15	**1'40.774**		22.625	32.059	27.126	18.964	206.1
16	1'45.351	*	25.24*[illegible]	33.558	27.525	19.028*	169.8
17	**1'40.642**		22.523	31.933	26.909	19.277	201.4
18	1'47.010	*	22.718	33.062	28.105	23.125*	200.0

5th 7 Daniel MUÑOZ — Red Bull MotoGP Roo SPA

Lap	Lap Time		T1	T2	T3	T4	Speed
1	2'06.630		15.689	40.001	27.840	19.764	165.8
2	**1'41.409**		22.698	32.523	27.005	19.183	203.7
3	**1'48.246**		29.090	33.089	27.237	18.830	180.6
4	**1'40.431**		22.665	31.953	26.982	18.831	206.1
5	1'43.101	*	22.564	31.920	27.398	21.219*	205.7
6	**1'42.380**		22.673	32.425	27.473	19.809	204.9
7	1'40.836	*	22.581	31.939	27.331	18.985*	201.8
8	1'53.839	*	27.69*[illegible]	33.412	29.636	23.100	197.4
9	**1'40.505**		22.393	32.021	26.984	19.107	204.5
10	1'45.970	*	22.82*[illegible]	36.844	27.180	19.125	200.0

Fastest Lap:	Pedro ACOSTA	Red Bull MotoGP Roo SPA	**1'39.896**	22.285	31.694	26.928	18.989

DORNA DATA PROCESSING -TIMING SERVICE DORNA DATA PROCESSING TIMING SERVICE DORNA DATA PROCESSING TIMING SERVICE DORNA DATA PROCESSING TIMING SERVICE DORNA DATA PROCESSING TIMING SERVICE DORNA DATA PROCESSING TIMING SERVICE DORNA DATA PROCESSING TIMING SERVICE DORNA DATA PROCCEESSS

Spielberg, Friday, August 21, 2020

Free Practice Nr. 2

RookiesCup

Lap	Lap Time		T1	T2	T3	T4	Speed
11	1'48.425	*	22.53*	33.279	30.818	21.791	202.6
12	**1'40.323**		22.387	31.943	27.150	18.843	204.1
13	**1'48.468**		22.459	32.235	28.832	24.942	204.1
14	1'54.042	P	26.768	32.753	28.939	25.582	197.8
15	2'58.597		13.148	33.124	27.612	18.982	192.5
16	**1'41.042**		22.588	32.152	27.342	18.960	200.3
17	**1'40.490**		22.534	31.951	27.212	18.793	201.1

6th 80 David ALONSO

Red Bull MotoGP Roo COL

Lap	Lap Time		T1	T2	T3	T4	Speed
1	2'33.512		17.373	36.501	29.371	20.146	170.6
2	1'44.827	*	23.44*	33.613	28.058	19.716	198.5
3	**1'42.423**		22.895	32.511	27.618	19.399	200.3
4	**1'41.920**		22.763	32.271	27.530	19.356	201.1
5	**1'41.476**		22.647	32.241	27.468	19.120	201.4
6	1'41.567	*	22.66*	32.176	27.476	19.253	201.8
7	**1'41.175**		22.579	32.023	27.417	19.156	202.2
8	**1'41.146**		22.713	31.908	27.305	19.220	201.4
9	**1'41.039**		22.518	31.965	27.414	19.142	202.2
10	**1'40.829**		22.515	31.901	27.289	19.124	202.2
11	**1'40.849**		22.532	31.967	27.257	19.093	202.6
12	**1'40.549**		22.489	31.629	27.363	19.068	203.3
13	**1'40.625**		22.435	31.790	27.312	19.088	203.3
14	**1'40.921**		22.493	31.641	27.209	19.578	201.1
15	1'51.502	*	25.542	38.394	28.105	19.461*	139.8
16	**1'41.015**		22.508	32.045	27.389	19.073	202.2
17	1'42.365	*	22.61*	32.413	27.946	19.387	201.8
18	**1'40.398**		22.533	31.748	27.120	18.997	203.0

7th 24 Ivan ORTOLÁ

Red Bull MotoGP Roo SPA

Lap	Lap Time		T1	T2	T3	T4	Speed
1	2'07.191		14.950	38.445	28.674	20.000	161.4
2	1'42.894	*	23.00*	32.930	27.509	19.448	201.4
3	**1'41.765**		22.756	32.687	27.094	19.228	201.8
4	**1'41.417**		22.444	32.418	27.174	19.381	203.3
5	**1'45.615**		22.608	33.223	30.141	19.643	205.3
6	**1'43.010**		22.684	33.026	27.749	19.551	206.8
7	1'44.931	*	24.45*	33.148	27.854	19.474	192.1
8	**1'48.615**		23.748	34.593	29.499	20.775	196.7
9	**1'41.501**		22.739	32.178	27.283	19.301	202.6
10	1'44.545	*	22.85*	33.204	28.877	19.607	196.7
11	**1'40.488**		22.490	31.851	27.024	19.123	204.1
12	**1'41.618**		22.444	32.339	27.533	19.302	201.4
13	**1'41.734**		22.684	32.299	27.379	19.372	199.2
14	1'48.036	*	23.80*	35.306	29.706	19.223	186.8
15	**1'42.129**		22.593	32.654	27.508	19.374	202.2
16	1'41.618	*	22.63*	32.175	27.433	19.378	198.5
17	**1'45.396**		23.283	35.840	27.121	19.152	186.2
18	**1'41.896**		22.388	32.113	27.636	19.759	206.8

8th 89 Marcos URIARTE

Red Bull MotoGP Roo SPA

Lap	Lap Time		T1	T2	T3	T4	Speed
1	2'20.996		24.547	36.947	28.676	19.526	119.2
2	1'41.235	*	22.750	32.340	27.160	18.985*	201.1
3	1'41.642	*	22.624	32.346	27.454	19.218*	200.0
4	1'46.934	*	27.954	32.503	27.259*	19.218	197.0
5	**1'41.374**		22.713	32.141	27.385	19.135	201.8
6	**1'47.622**		24.635	34.766	28.504	19.717	186.8
7	**1'41.632**		22.941	32.107	27.383	19.201	199.2
8	1'51.623	P	23.576	33.528	29.355	25.164	198.8
9	3'44.278	*	17.350	36.557	28.875	19.751*	161.4
10	1'47.327	P	22.90*	32.358	27.487	24.573	197.0
11	2'49.047	*	12.662	33.702	27.814	19.672*	197.4
12	**1'40.640**		22.577	32.068	27.069	18.926	207.6
	unfinished		22.433				207.6

9th 48 Gabin PLANQUES

Red Bull MotoGP Roo FRA

Lap	Lap Time		T1	T2	T3	T4	Speed
1	1'57.762		13.677	34.674	28.696	19.538	191.8
2	1'41.420	*	22.784	32.252	27.269	19.115*	202.6
3	**1'41.921**		22.777	32.373	27.439	19.332	203.0
4	1'46.146	P	22.983	32.435	27.359	23.369	201.8
5	5'32.600		15.404	32.882	27.639	19.291	189.1
6	**1'41.163**		22.845	32.041	27.228	19.049	202.6
7	**1'41.444**		23.089	32.099	27.173	19.083	202.2
8	**1'40.740**		22.574	31.857	27.121	19.188	202.6
9	1'41.487	*	22.767	32.402	27.244*	19.074*	204.5
10	1'41.244	*	22.69*	32.052	27.279	19.219	200.7
11	**1'41.920**		22.795	32.389	27.470	19.266	200.7
12	**1'45.392**		22.870	34.591	28.432	19.499	199.2
13	**1'41.849**		22.712	32.467	27.426	19.244	202.6
14	1'42.124	*	23.30*	32.363	27.176	19.282	197.8
15	**1'43.736**		22.993	33.875	27.267	19.601	197.0
16	**1'42.692**		22.862	32.517	27.973	19.340	206.5

10th 13 Sho NISHIMURA

Red Bull MotoGP Roo JPN

Lap	Lap Time		T1	T2	T3	T4	Speed
1	2'06.568		14.306	39.856	28.608	19.754	173.3
2	1'42.273	*	22.95*	32.760	27.287	19.275	204.1
3	**1'47.126**		22.863	36.551	28.217	19.495	205.3
4	**1'41.245**		22.661	32.207	27.143	19.234	204.9
5	1'43.829	*	22.66*	32.448	27.204	21.512*	202.6
6	**1'41.892**		22.577	32.198	27.336	19.781	206.5
7	1'45.110	*	23.517	34.187	27.541	19.865*	181.8
8	1'45.748	*	23.04*	33.802	28.485*	20.420*	194.5
9	1'42.448	*	23.063	32.361	27.595	19.429*	198.1
10	1'45.423	*	23.35*	34.760	27.696	19.609	179.1
11	**1'41.079**		22.620	32.146	27.053	19.260	204.5
12	**1'41.086**		22.569	32.095	27.147	19.275	204.1
13	1'50.356	*	23.411	36.401	30.384*	20.160	176.1
14	1'42.535	*	23.537	32.314	27.307	19.377*	201.1
15	1'41.955	*	22.813	32.489	27.396	19.257*	201.1
16	1'42.374	*	22.654	33.021	27.273	19.426*	201.4
17	**1'40.934**		22.539	32.199	26.995	19.201	204.9
18	1'45.280	*	22.759	32.164	28.582*	21.775*	204.9

11th 95 Collin VEIJER

Red Bull MotoGP Roo NED

Lap	Lap Time		T1	T2	T3	T4	Speed
1	1'57.303		13.875	33.507	28.232	19.408	192.8
2	**1'42.021**		22.996	32.375	27.359	19.291	197.4
3	**1'41.797**		22.789	32.476	27.275	19.257	203.7
4	**1'42.646**		22.848	33.150	27.308	19.340	198.5

Fastest Lap:	Pedro ACOSTA	Red Bull MotoGP Roo	SPA	**1'39.896**	22.285	31.694	26.928	18.989

DORNA DATA PROCESSING ,TIMING SERVICE DORNA DATA PROCESSING TIMING SERVICE DORNA DATA PROCESSING TIMING SERVICE DORNA DATA PROCESSING TIMING SERVICE DORNA DATA PROCESSING TIMING SERVICE DORNA DATA PROCESSING TIMING SERVICE DORNA DATA PROCESSING TIMING SERVICE DORNA DATA PROCCEESSS

Free Practice Nr. 2

RookiesCup

Lap	Lap Time		T1	T2	T3	T4	Speed
5	**1'46.779**		27.057	32.640	27.664	19.418	199.2
6	1'41.920	*	22.887	32.497	27.304	19.232*	201.1
7	**1'41.608**		22.586	32.258	27.449	19.315	203.0
8	**1'41.763**		22.851	32.407	27.314	19.191	198.1
9	**1'41.168**		22.468	32.069	27.443	19.188	204.1
10	1'46.886	P	22.78*	32.945	27.512	23.648	198.8
11	3'00.748		13.332	32.627	27.831	19.396	195.6
12	**1'42.889**		22.818	32.991	27.717	19.363	198.1
13	1'41.474	*	22.577	32.154	27.414	19.329*	203.3
14	**1'41.579**		22.887	32.252	27.275	19.165	193.2
15	**1'42.240**		22.612	32.307	28.027	19.294	204.5
16	**1'41.574**		22.872	32.321	27.240	19.141	197.0
17	**1'40.978**		22.437	32.038	27.312	19.191	203.7

12th 19 Scott OGDEN — Red Bull MotoGP Roo GBR

Lap	Lap Time		T1	T2	T3	T4	Speed
1	2'19.234		19.350	35.895	28.455	19.617	141.1
2	**1'42.308**		22.992	32.706	27.470	19.140	201.8
3	1'42.472	*	22.697	32.573	27.784	19.418*	204.5
4	**1'42.483**		23.475	32.510	27.326	19.172	191.4
5	**1'42.359**		22.747	32.645	27.715	19.252	199.2
6	1'42.357	*	22.779	32.635	27.691	19.252*	199.2
7	**1'40.986**		22.626	32.072	27.247	19.041	200.3
8	1'43.556	*	22.70*	32.661	28.351	19.841	200.3
9	**1'41.562**		22.620	32.288	27.288	19.366	204.1
10	**1'42.461**		22.766	32.990	27.684	19.021	201.8
11	**1'41.984**		22.680	32.585	27.518	19.201	201.1
12	**1'42.139**		22.768	32.360	27.611	19.400	204.1
13	**1'41.813**		22.680	32.402	27.410	19.321	200.7
14	1'47.235	*	22.854	36.129	28.383	19.869*	200.7
	unfinished		22.945				194.5

13th 38 David SALVADOR — Red Bull MotoGP Roo SPA

Lap	Lap Time		T1	T2	T3	T4	Speed
1	2'19.644		19.162	36.322	28.393	19.283	128.1
2	**1'41.591**		22.595	32.502	27.301	19.193	207.2
3	1'43.533	*	22.893	32.988	28.273	19.379*	201.8
4	**1'41.598**		22.674	32.257	27.444	19.223	203.3
5	1'47.084	*	27.869	32.542	27.576	19.097*	194.2
6	1'48.813	P	23.104	32.931	27.933	24.845	197.8
7	2'54.489	*	14.245	32.272	27.439*	19.110*	193.2
8	**1'41.187**		22.822	32.042	27.302	19.021	199.6
9	**1'41.008**		22.556	31.962	27.332	19.158	202.6
10	1'41.812	*	22.94*	32.155	27.441	19.267	195.6
11	1'42.311	*	22.858	32.367	27.773*	19.313	197.8
12	**1'41.488**		22.795	32.033	27.452	19.208	197.8
13	**1'42.062**		23.140	32.161	27.526	19.235	194.2
14	**1'46.255**		22.868	35.888	28.116	19.383	198.8
15	**1'41.650**		22.883	32.149	27.453	19.165	197.8
16	**1'46.378**		27.515	32.239	27.513	19.111	193.8
17	**1'41.221**		22.750	32.050	27.311	19.110	198.8

14th 23 Alex MILLAN — Red Bull MotoGP Roo SPA

Lap	Lap Time		T1	T2	T3	T4	Speed
1	2'09.695		15.554	39.629	31.312	20.196	153.1
2	**1'42.614**		23.114	32.717	27.379	19.404	200.0
3	**1'46.297**		26.968	32.562	27.363	19.404	194.9
4	1'41.790	*	22.867	32.322	27.305*	19.296	201.1
5	**1'41.655**		22.823	32.250	27.098	19.484	200.7
6	**1'41.290**		22.659	32.344	27.135	19.152	201.8
7	1'49.733	P	22.661	32.372	28.359	26.341	203.0
8	2'54.021		15.571	32.931	27.566	19.520	180.0
9	1'42.171	*	23.025	32.347	27.428	19.371*	197.0
10	**1'42.278**		22.970	32.572	27.383	19.353	197.0
11	1'50.470	P	23.385	33.079	28.175	25.831	194.2
12	2'11.850	*	13.137	36.942	27.842*	20.125	181.5
13	**1'41.015**		22.711	32.121	27.041	19.142	204.1
14	1'42.286	*	22.60*	33.373	27.229	19.083	203.7
15	**1'43.256**		22.659	33.720	27.683	19.194	200.3
16	1'42.226	*	22.72*	32.779	27.339	19.380	200.3
17	**1'41.967**		22.484	32.278	27.380	19.825	204.5

15th 84 Zonta VAN DEN GO — Red Bull MotoGP Roo NED

Lap	Lap Time		T1	T2	T3	T4	Speed
1	1'57.600		13.349	34.071	28.761	19.524	195.6
2	**1'41.384**		22.701	32.089	27.343	19.251	201.8
3	**1'42.524**		22.956	32.905	27.304	19.359	197.8
4	**1'41.443**		22.594	32.252	27.325	19.272	204.5
5	**1'47.792**		27.842	32.904	27.607	19.439	194.5
6	**1'41.404**		22.736	32.136	27.335	19.197	200.0
7	**1'42.382**		22.716	32.667	27.523	19.476	199.2
8	**1'41.064**		22.647	31.841	27.328	19.248	203.0
9	**1'42.041**		22.783	32.402	27.369	19.487	194.9
10	1'46.315	P	22.628	31.855	27.689	24.143	200.3
11	3'00.984	*	15.649	33.309	27.780	19.452*	188.8
12	**1'42.378**		22.839	32.524	27.631	19.384	200.0
13	**1'41.962**		22.826	32.410	27.383	19.343	194.9
14	**1'41.054**		22.626	31.917	27.325	19.186	202.6
15	**1'42.724**		22.758	32.753	27.994	19.219	193.2
16	**1'41.045**		22.620	31.919	27.295	19.211	198.1
17	**1'42.188**		22.737	32.345	27.685	19.421	197.0

16th 34 Mario AJI — Red Bull MotoGP Roo INA

Lap	Lap Time		T1	T2	T3	T4	Speed
1	2'07.319		14.130	38.642	30.498	19.845	164.3
2	1'42.936	*	23.04*	33.096	27.371	19.422	200.7
3	**1'41.928**		22.905	32.542	27.265	19.216	200.3
4	1'41.923	*	22.70*	32.668	27.232	19.321	203.7
5	1'46.319	*	23.023	32.439	28.944	21.913*	197.0
6	1'42.882	*	23.02*	32.409	27.371	20.076	201.8
7	**1'45.943**		22.873	32.687	27.760	22.623	203.0
8	1'47.520	*	22.91*	32.554	29.323*	22.729*	199.6
9	**1'41.315**		22.916	32.110	27.273	19.016	200.3
10	**1'43.920**		22.714	32.372	28.030	20.804	201.1
11	1'41.308	*	22.701	32.163	27.270	19.174*	201.1
12	**1'42.248**		22.711	32.784	27.578	19.175	200.0
13	1'50.641	P	22.903	32.607	28.222	26.909	198.5
14	2'56.387		14.554	35.721	28.059	19.591	167.1
15	**1'42.142**		23.278	32.300	27.295	19.269	197.0
16	1'42.566	*	23.238	32.553	27.547*	19.228	193.2
17	**1'45.979**		27.368	32.166	27.288	19.157	192.8

Fastest Lap:	Pedro ACOSTA	Red Bull MotoGP Roo	SPA	**1'39.896**	22.285	31.694	26.928	18.989

DORNA DATA PROCESSING ,TIMING SERVICE DORNA DATA PROCESSING TIMING SERVICE DORNA DATA PROCESSING TIMING SERVICE DORNA DATA PROCESSING TIMING SERVICE DORNA DATA PROCESSING TIMING SERVICE DORNA DATA PROCESSING TIMING SERVICE DORNA DATA PROCESSING TIMING SERVICE DORNA DATA PROCCEESSS

Spielberg, Friday, August 21, 2020

Free Practice Nr. 2

RookiesCup

17th 55 Noah DETTWILER — Red Bull MotoGP Roo SWI

Lap	Lap Time		T1	T2	T3	T4	Speed
1	2'05.098		14.116	36.862	31.341	20.604	185.2
2	**1'43.360**		23.137	32.772	27.709	19.742	200.0
3	**1'42.782**		23.091	32.716	27.604	19.371	205.7
4	**1'41.965**		22.730	32.563	27.310	19.362	203.3
5	**1'45.223**		22.936	33.104	28.300	20.883	204.1
6	**1'44.340**		22.782	33.848	27.953	19.757	205.3
7	**1'44.240**		22.891	33.706	28.077	19.566	191.1
8	**1'47.552**		23.634	34.043	28.707	21.168	198.1
9	**1'42.713**		23.194	32.785	27.361	19.373	201.4
10	**1'42.080**		22.482	32.385	27.611	19.602	201.4
11	**1'42.970**		23.056	32.916	27.493	19.505	201.1
12	**1'41.912**		22.658	32.217	27.489	19.548	204.1
13	**1'41.429**		22.551	32.139	27.394	19.345	205.7
14	**1'47.526**		22.863	36.049	28.560	20.054	200.0
15	**1'42.505**		22.659	33.175	27.303	19.368	200.0
16	**1'41.726**		22.656	32.186	27.388	19.496	201.1
17	**1'43.219**		22.840	32.869	27.763	19.747	196.7
18	**1'43.437**		23.017	32.585	28.327	19.508	205.3

18th 88 Artem MARAEV — Red Bull MotoGP Roo RUS

Lap	Lap Time		T1	T2	T3	T4	Speed
1	2'19.324		18.810	35.710	28.246	19.656	129.0
2	**1'42.713**		22.893	33.303	27.385	19.132	201.1
3	**1'42.257**		22.830	32.586	27.705	19.136	200.3
4	1'43.141	*	24.33*	32.561	27.119	19.131*	196.3
5	**1'42.162**		22.989	32.652	27.314	19.207	198.8
6	**1'41.461**		22.895	32.329	27.162	19.075	197.8
7	**1'41.516**		22.810	32.393	27.287	19.026	198.8
8	**1'45.564**		22.624	32.721	29.499	20.720	201.8
9	**1'42.291**		22.803	32.730	27.554	19.204	200.3
10	1'42.125	*	22.978	32.597	27.391	19.159*	198.1
11	1'41.956	*	22.91*	32.608	27.327	19.105*	197.4
12	1'42.652	*	23.12*	32.441	27.827	19.255	199.6
13	**1'45.253**		22.701	33.465	29.813	19.274	198.1
14	**1'41.875**		22.803	32.328	27.532	19.212	198.5
15	**1'43.298**		22.722	33.501	28.027	19.048	205.3
16	1'42.293	*	22.663	32.960	27.518	19.152*	199.6
17	1'41.910	*	23.04*	32.449	27.235	19.179	198.8
18	**1'42.925**		22.696	32.637	27.689	19.903	202.2

19th 58 Luca LUNETTA — Red Bull MotoGP Roo ITA

Lap	Lap Time		T1	T2	T3	T4	Speed
1	2'08.550		13.453	37.106	29.567	22.858	187.8
2	**1'43.131**		23.152	32.879	27.623	19.477	199.6
3	**1'43.002**		23.049	32.718	27.663	19.572	199.6
4	**1'42.076**		22.981	32.548	27.369	19.178	200.0
5	**1'41.837**		22.596	32.371	27.276	19.594	205.7
6	**1'43.718**		22.706	33.451	27.762	19.799	206.8
7	**1'42.327**		23.021	32.494	27.422	19.390	200.3
8	**1'50.967**		29.567	32.870	27.926	20.604	185.2
9	**1'41.802**		22.871	32.507	27.142	19.282	205.3
10	**1'41.988**		22.746	32.581	27.357	19.304	204.5
11	1'43.971	*	23.72*	33.614	27.268	19.364*	194.9
12	1'41.209	*	22.692	32.141	27.260*	19.116	200.7
13	1'46.837	*	22.76*	33.320	30.119	20.634	201.4
14	**1'42.510**		23.109	32.381	27.595	19.425	199.6
15	**1'42.352**		22.766	33.181	27.290	19.115	201.8
16	1'44.399	*	24.07*	33.620	27.461	19.246	172.8
17	1'41.009	*	22.571	32.273	27.121	19.044*	205.7
18	**1'41.877**		22.630	32.520	27.516	19.211	203.3

20th 29 Billy VAN EERDE — Red Bull MotoGP Roo AUS

Lap	Lap Time		T1	T2	T3	T4	Speed
1	2'05.933		15.465	39.961	29.078	19.733	166.9
2	1'42.643	*	23.00*	32.797	27.293	19.549	200.7
3	1'42.193	*	22.826	32.509	27.573*	19.285	202.2
4	**1'42.204**		22.945	32.502	27.482	19.275	199.2
5	1'45.649	*	22.851	33.553	28.845	20.400*	200.3
6	**1'46.690**		27.198	32.517	27.515	19.460	198.8
7	1'42.233	*	22.678	32.557	27.422*	19.576*	205.3
8	1'52.274	P	22.632	34.253	29.238	26.151	201.8
9	2'09.589		13.938	34.547	28.173	19.819	181.5
10	**1'44.291**		23.138	33.769	27.895	19.489	199.6
11	1'47.027	*	22.966	32.496	28.022*	23.543	198.8
12	**1'42.241**		22.913	32.470	27.571	19.287	197.8
13	1'48.771	P	23.690	33.731	28.140	23.210	186.5
14	3'05.147		16.765	34.939	27.762	19.393	145.3
15	**1'41.811**		23.009	32.258	27.344	19.200	198.8
16	**1'43.246**		22.927	33.049	27.959	19.311	198.1

21st 33 Izan GUEVARA — Red Bull MotoGP Roo SPA

Lap	Lap Time		T1	T2	T3	T4	Speed
1	2'08.487		14.498	38.471	29.279	20.392	151.6
2	1'44.142	*	23.21*	33.405	27.763	19.760*	202.2
3	1'43.169	*	23.07*	32.824	27.797*	19.476*	196.3
4	1'43.027	*	23.19*	32.595	27.660*	19.579	204.1
5	1'43.156	*	22.84*	32.615	27.807	19.890*	201.1
6	**1'42.351**		22.720	32.602	27.613	19.416	205.7
7	1'48.900	P	22.97*	33.680	27.513	24.728	200.3
8	4'38.145		18.755	38.072	28.030	19.608	121.0
9	1'43.666	*	23.05*	33.115	27.942	19.558	198.5
10	**1'42.669**		23.019	32.458	27.720	19.472	199.2
11	1'47.856	*	25.762	35.061	27.668*	19.365	139.7
12	1'42.354	*	22.95*	32.250	27.603*	19.551*	200.0
13	1'45.448	*	23.14*	35.004	27.875	19.426*	198.1
14	1'44.121	*	23.02*	32.740	28.773*	19.586*	199.2
15	**1'42.389**		22.978	32.343	27.727	19.341	198.8
16	1'42.141	*	22.898	32.349	27.474	19.420*	198.1

22nd 39 Bartholomé PERRI — Red Bull MotoGP Roo FRA

Lap	Lap Time		T1	T2	T3	T4	Speed
1	1'58.538		13.872	34.218	28.367	19.482	189.8
2	1'48.910	*	23.15*	32.693	28.635	24.423*	194.9
3	**1'43.865**		23.263	33.359	27.787	19.456	194.5
4	1'43.410	*	22.943	32.963	27.911	19.593*	201.1
5	1'43.173	*	23.08*	32.693	27.905*	19.490	201.1
6	**1'44.658**		23.291	33.366	28.345	19.656	198.5
7	1'43.356	*	22.899	32.778	28.352	19.327*	199.6
8	1'53.415	P	23.71*	33.143	28.910	27.647	192.5
9	3'20.366	*	13.952	34.697	29.063	20.883*	186.5

Fastest Lap:	Pedro ACOSTA	Red Bull MotoGP Roo	SPA	**1'39.896**	22.285	31.694	26.928	18.989

DORNA DATA PROCESSING ,TIMING SERVICE DORNA DATA PROCESSING TIMING SERVICE DORNA DATA PROCESSING TIMING SERVICE DORNA DATA PROCESSING TIMING SERVICE DORNA DATA PROCESSING TIMING SERVICE DORNA DATA PROCESSING TIMING SERVICE DORNA DATA PROCESSING TIMING SERVICE DORNA DATA PROCCEESSS

Free Practice Nr. 2

RookiesCup

Lap	Lap Time		T1	T2	T3	T4	Speed	Lap	Lap Time	T1	T2	T3	T4	Speed
10	**1'43.202**		23.222	32.693	27.861	19.426	196.0							
11	1'43.939	*	22.734	32.823	29.022	19.360*	199.2							
12	1'46.866	*	23.05*	33.108	28.928	21.773*	196.0							
13	1'43.324	*	23.166	32.649	27.724	19.785*	200.7							
14	1'43.145	*	22.953	32.985	28.050	19.157*	198.5							
15	1'42.281	*	22.85*	32.472	27.688	19.264	198.5							
16	1'43.104	*	23.17*	32.811	27.840	19.279	196.0							
17	**1'42.717**		23.047	32.527	27.808	19.335	195.2							

23rd 6 Phillip TONN

Red Bull MotoGP Roo GER

1	2'03.354		13.892	35.222	28.849	20.472	189.1
2	**1'45.366**		23.694	33.342	28.349	19.981	193.8
3	1'43.321	*	23.168	32.915	27.769	19.469*	201.8
4	1'42.227	*	22.63*	32.457	27.552	19.588*	202.6
5	1'43.584	*	23.04*	32.548	28.065	19.929*	198.8
6	**1'44.638**		23.297	33.221	28.401	19.719	197.4
7	1'43.343	*	22.896	32.686	28.061	19.700*	201.4
8	1'53.915	P	24.421	33.558	28.467	27.469	192.5
9	4'10.289	*	14.707	34.140	28.320	19.884*	183.9
10	1'43.157	*	23.10*	32.694	27.858	19.504	195.6
11	**1'43.027**		23.203	32.570	27.778	19.476	194.9
12	1'50.388	P	23.208	33.526	28.877	24.777	195.2
13	2'07.574		13.682	33.145	27.790	19.471	192.8
14	1'42.651	*	23.01*	32.442	27.610	19.583*	197.8
15	**1'49.630**		27.922	33.737	28.361	19.610	193.2
16	**1'43.502**		23.276	32.825	27.848	19.553	195.6

24th 97 Rocco LANDERS

Red Bull MotoGP Roo USA

1	2'01.245		14.091	35.507	28.358	19.984	181.5
2	**1'46.244**		23.403	33.327	27.960	21.554	196.3
3	1'43.992	*	23.756	33.294	27.463*	19.479*	195.2
4	1'43.356	*	22.83*	33.331	27.526	19.666*	202.2
5	1'42.854	*	22.91*	32.495	27.781	19.661	199.2
6	1'44.454	*	23.23*	33.412	27.877	19.928	196.7
7	1'43.877	*	23.37*	33.020	28.082	19.398	200.0

Fastest Lap:	Pedro ACOSTA	Red Bull MotoGP Roo	SPA	**1'39.896**	22.285	31.694	26.928	18.989

DORNA DATA PROCESSING TIMING SERVICE DORNA DATA PROCESSING TIMING SERVICE DORNA DATA PROCESSING TIMING SERVICE DORNA DATA PROCESSING TIMING SERVICE DORNA DATA PROCESSING TIMING SERVICE DORNA DATA PROCESSING TIMING SERVICE DORNA DATA PROCESSING TIMING SERVICE DORNA DATA PROCCEESSS

ed Bull Ring - Spielber

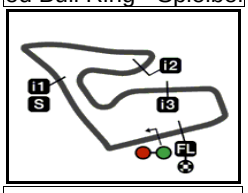

4318 m.

Results and timing service provided by TISSOT

RookiesCup

BMW M GRAND PRIX OF STYRIA

Free Practice Nr. 2

Combined Free Practice Times

		Rider	Nation	Team	MOTORCYCLE	FP1		FP2		Gap	
1	37	P.ACOSTA	SPA	Red Bull MotoGP Rookies Cup	KTM			1'39.896	13		
2	64	D.MUÑOZ	SPA	Red Bull MotoGP Rookies Cup	KTM			1'40.100	9	0.204	0.204
3	11	A.ESCRIG	SPA	Red Bull MotoGP Rookies Cup	KTM	1'40.120	11	1'40.269	17	0.224	0.020
4	96	D.HOLGADO	SPA	Red Bull MotoGP Rookies Cup	KTM	1'40.656	11	1'40.298	9	0.402	0.178
5	7	D.MUÑOZ	SPA	Red Bull MotoGP Rookies Cup	KTM			1'40.323	12	0.427	0.025
6	80	D.ALONSO	COL	Red Bull MotoGP Rookies Cup	KTM			1'40.398	18	0.502	0.075
7	24	I.ORTOLÁ	SPA	Red Bull MotoGP Rookies Cup	KTM			1'40.488	11	0.592	0.090
8	89	M.URIARTE	SPA	Red Bull MotoGP Rookies Cup	KTM	1'41.693	3	1'40.640	12	0.744	0.152
9	48	G.PLANQUES	FRA	Red Bull MotoGP Rookies Cup	KTM	1'42.258	6	1'40.740	8	0.844	0.100
10	13	S.NISHIMURA	JPN	Red Bull MotoGP Rookies Cup	KTM	1'41.042	8	1'40.934	17	1.038	0.194
11	95	C.VEIJER	NED	Red Bull MotoGP Rookies Cup	KTM	1'41.230	4	1'40.978	17	1.082	0.044
12	19	S.OGDEN	GBR	Red Bull MotoGP Rookies Cup	KTM	1'41.076	18	1'40.986	7	1.090	0.008
13	23	A.MILLAN	SPA	Red Bull MotoGP Rookies Cup	KTM	1'41.000	11	1'41.015	13	1.104	0.014
14	84	Z.VAN DEN GOOI	NED	Red Bull MotoGP Rookies Cup	KTM	1'41.000	17	1'41.045	16	1.104	
15	38	D.SALVADOR	SPA	Red Bull MotoGP Rookies Cup	KTM	1'41.067	16	1'41.008	9	1.112	0.008
16	29	B.VAN EERDE	AUS	Red Bull MotoGP Rookies Cup	KTM	1'41.053	18	1'41.811	15	1.157	0.045
17	55	N.DETTWILER	SWI	Red Bull MotoGP Rookies Cup	KTM	1'41.102	8	1'41.429	13	1.206	0.049
18	88	A.MARAEV	RUS	Red Bull MotoGP Rookies Cup	KTM	1'41.283	9	1'41.461	6	1.387	0.181
19	34	M.AJI	INA	Red Bull MotoGP Rookies Cup	KTM	1'41.371	8	1'41.315	9	1.419	0.032
20	58	L.LUNETTA	ITA	Red Bull MotoGP Rookies Cup	KTM	1'42.057	9	1'41.802	9	1.906	0.487
21	39	B.PERRIN	FRA	Red Bull MotoGP Rookies Cup	KTM	1'42.146	15	1'42.717	17	2.250	0.344
22	97	R.LANDERS	USA	Red Bull MotoGP Rookies Cup	KTM	1'42.167	9	1'46.244	2	2.271	0.021
23	33	I.GUEVARA	SPA	Red Bull MotoGP Rookies Cup	KTM	1'44.130	15	1'42.351	6	2.455	0.184
24	6	P.TONN	GER	Red Bull MotoGP Rookies Cup	KTM	1'42.856	5	1'43.027	11	2.960	0.505

Pole Position Record:	2020	**Daniel MUÑOZ**	**1'39.539**	156.1 Km/h
Best Race Lap:	2016	**Ayumu SASAKI**	**1'39.302**	156.5 Km/h
All Time Lap Record:	2016	**Ayumu SASAKI**	**1'39.302**	156.5 Km/h

The results are provisional until the end of the limit for protest and appeals.

Time limit for protest expires 60' after publication of the results - Mr. ..... Time: .....

DORNA DATA PROCESSING .TIMING SERVICE DORNA DATA PROCESSING TIMING SERVICE DORNA DATA PROCESSING TIMING SERVICE DORNA DATA PROCESSING TIMING SERVICE DORNA DATA PROCESSING TIMING SERVICE DORNA DATA PROCESSING TIMING SERVICE DORNA DATA PROCESSING TIMING SERVICE DORNA DATA PROCCEESSS

Spielberg, Friday, August 21, 2020