ed Bull Ring - Spielber

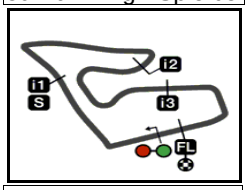

4318 m.

Results and timing service provided by TISSOT

RookiesCup

BMW M GRAND PRIX OF STYRIA

Race Nr. 2

Classification after 17 laps = 73.406 km

Pos			Rider	Nation	Team	Motorcycle	Total Time	Km/h	Gap
1	25	37	**Pedro ACOSTA**	SPA	Red Bull MotoGP Rookies Cup	KTM	**28'30.203**	154.5	
2	20	24	**Ivan ORTOLÁ**	SPA	Red Bull MotoGP Rookies Cup	KTM	**28'30.241**	154.5	0.038
3	16	7	**Daniel MUÑOZ**	SPA	Red Bull MotoGP Rookies Cup	KTM	**28'30.301**	154.5	0.098
4	13	80	**David ALONSO**	COL	Red Bull MotoGP Rookies Cup	KTM	**28'30.797**	154.4	0.594
5	11	38	**David SALVADOR**	SPA	Red Bull MotoGP Rookies Cup	KTM	**28'30.817**	154.4	0.614
6	10	84	**Zonta VAN DEN GOORB**	NED	Red Bull MotoGP Rookies Cup	KTM	**28'30.925**	154.4	0.722
7	9	95	**Collin VEIJER**	NED	Red Bull MotoGP Rookies Cup	KTM	**28'30.998**	154.4	0.795
8	8	64	**David MUÑOZ**	SPA	Red Bull MotoGP Rookies Cup	KTM	**28'35.460**	154.0	5.257
9	7	55	**Noah DETTWILER**	SWI	Red Bull MotoGP Rookies Cup	KTM	**28'37.777**	153.8	7.574
10	6	23	**Alex MILLAN**	SPA	Red Bull MotoGP Rookies Cup	KTM	**28'40.917**	153.5	10.714
11	5	33	**Izan GUEVARA**	SPA	Red Bull MotoGP Rookies Cup	KTM	**28'41.396**	153.5	11.193
12	4	34	**Mario AJI**	INA	Red Bull MotoGP Rookies Cup	KTM	**28'41.463**	153.5	11.260
13	3	88	**Artem MARAEV**	RUS	Red Bull MotoGP Rookies Cup	KTM	**28'41.527**	153.5	11.324
14	2	48	**Gabin PLANQUES**	FRA	Red Bull MotoGP Rookies Cup	KTM	**28'41.998**	153.4	11.795
15	1	58	**Luca LUNETTA**	ITA	Red Bull MotoGP Rookies Cup	KTM	**28'57.793**	152.0	27.590
16		39	**Bartholomé PERRIN**	FRA	Red Bull MotoGP Rookies Cup	KTM	**29'02.163**	151.6	31.960
17		97	**Rocco LANDERS**	USA	Red Bull MotoGP Rookies Cup	KTM	**29'09.518**	151.0	39.315
18		6	**Phillip TONN**	GER	Red Bull MotoGP Rookies Cup	KTM	**29'18.560**	150.2	48.357
Not classified									
		11	**Alex ESCRIG**	SPA	Red Bull MotoGP Rookies Cup	KTM	**26'50.472**	154.4	1 lap
		29	**Billy VAN EERDE**	AUS	Red Bull MotoGP Rookies Cup	KTM	**23'29.997**	154.3	3 laps
		13	**Sho NISHIMURA**	JPN	Red Bull MotoGP Rookies Cup	KTM	**20'12.185**	153.8	5 laps
		96	**Daniel HOLGADO**	SPA	Red Bull MotoGP Rookies Cup	KTM	**8'40.043**	149.4	12 laps

Race condition: **Dry**
Air: 22°
Humidity: 61%
Ground: 34°

Pole Position:				
Fastest Lap:	Lap 12	**David MUÑOZ**	**1'39.309**	156.5 Km/h
Best Race Lap:	2016	**Ayumu SASAKI**	**1'39.302**	156.5 Km/h
All Time Lap Record:	2016	**Ayumu SASAKI**	**1'39.302**	156.5 Km/h

15:20'00		**SIGHTING LAP START**
15:33'00		**WARM UP LAP START**
15:36'33	-	**No jump start**
15:44'17	Daniel HOLGADO	entered pits and retired
15:45'40	**Rocco LANDERS**	**Long lap penalty due to exceeding track limit**
15:53'10	**Izan GUEVARA**	**Long lap penalty due to exceeding track limit**
15:55'10	**Gabin PLANQUES**	**Long lap penalty due to exceeding track limit**
15:57'28	Sho NISHIMURA	crashed out - Rider OK
15:59'20	**Alex MILLAN**	**Long lap penalty due to exceeding track limit**
15:59'52	Billy VAN EERDE	crashed out - Rider OK
16:04'06	Alex ESCRIG	crashed out - Rider OK

The results are provisional until the end of the limit for protest and appeals.
Time limit for protest expires 30' after publication of the results - ..... Time: .....

DORNA DATA PROCESSING ,TIMING SERVICE DORNA DATA PROCESSING TIMING SERVICE DORNA DATA PROCESSING TIMING SERVICE DORNA DATA PROCESSING TIMING SERVICE DORNA DATA PROCESSING TIMING SERVICE DORNA DATA PROCESSING TIMING SERVICE DORNA DATA PROCESSING TIMING SERVICE DORNA DATA PROCCEESSS

Spielberg, Sunday, August 23, 2020

ed Bull Ring - Spielber

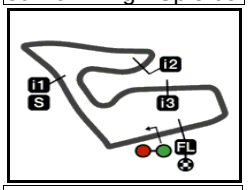

4318 m.

Results and timing service provided by TISSOT

RookiesCup

BMW M GRAND PRIX OF STYRIA

Race Nr. 2

Top Speed & Average

	Rider	Nation	Motorcycle	Top 5 speeds					Average	Top
95	**Collin VEIJER**	**NED**	KTM	214.7	210.5	210.1	210.1	209.7	210.8	**214.7**
11	**Alex ESCRIG**	**SPA**	KTM	212.5	210.9	210.9	210.1	209.7	210.5	**212.5**
24	**Ivan ORTOLÁ**	**SPA**	KTM	211.7	211.3	210.1	209.7	209.3	210.4	**211.7**
33	**Izan GUEVARA**	**SPA**	KTM	211.3	210.9	208.8	208.8	208.0	209.6	**211.3**
55	**Noah DETTWILER**	**SWI**	KTM	211.3	210.5	210.1	209.7	209.3	210.0	**211.3**
84	**Zonta VAN DEN GOORBERGH**	**NED**	KTM	211.3	211.3	210.9	210.9	210.9	211.1	**211.3**
29	**Billy VAN EERDE**	**AUS**	KTM	210.9	210.1	209.7	209.7	209.3	209.8	**210.9**
7	**Daniel MUÑOZ**	**SPA**	KTM	210.1	208.0	207.6	203.3	203.0	206.4	**210.1**
48	**Gabin PLANQUES**	**FRA**	KTM	210.1	210.1	209.3	208.4	208.4	209.3	**210.1**
64	**David MUÑOZ**	**SPA**	KTM	210.1	208.8	207.2	206.5	206.1	207.7	**210.1**
88	**Artem MARAEV**	**RUS**	KTM	209.3	207.2	206.5	206.1	205.3	206.9	**209.3**
13	**Sho NISHIMURA**	**JPN**	KTM	208.8	208.4	207.6	207.2	206.8	207.8	**208.8**
37	**Pedro ACOSTA**	**SPA**	KTM	208.8	208.4	208.0	206.8	205.3	207.5	**208.8**
58	**Luca LUNETTA**	**ITA**	KTM	208.8	205.3	203.3	202.2	201.1	204.1	**208.8**
34	**Mario AJI**	**INA**	KTM	208.4	206.1	205.7	205.3	204.5	206.0	**208.4**
39	**Bartholomé PERRIN**	**FRA**	KTM	208.4	203.7	201.8	201.4	197.4	202.5	**208.4**
80	**David ALONSO**	**COL**	KTM	208.4	208.4	207.6	207.2	206.5	207.6	**208.4**
96	**Daniel HOLGADO**	**SPA**	KTM	208.4	207.6	207.2	200.7	200.0	204.8	**208.4**
23	**Alex MILLAN**	**SPA**	KTM	208.0	208.0	207.2	207.2	206.5	207.4	**208.0**
38	**David SALVADOR**	**SPA**	KTM	208.0	207.6	206.5	206.5	206.1	206.9	**208.0**
6	**Phillip TONN**	**GER**	KTM	203.7	201.8	200.7	197.0	196.0	199.2	**203.7**
97	**Rocco LANDERS**	**USA**	KTM	203.7	203.3	199.2	198.1	197.4	199.9	**203.7**

DORNA DATA PROCESSING ,TIMING SERVICE DORNA DATA PROCESSING TIMING SERVICE DORNA DATA PROCESSING TIMING SERVICE DORNA DATA PROCESSING TIMING SERVICE DORNA DATA PROCESSING TIMING SERVICE DORNA DATA PROCESSING TIMING SERVICE DORNA DATA PROCESSING TIMING SERVICE DORNA DATA PROCCEESSS

Spielberg, Sunday, August 23, 2020

ed Bull Ring - Spielber

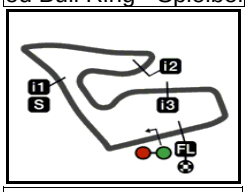

4318 m.

Results and timing service provided by TISSOT

RookiesCup

BMW M GRAND PRIX OF STYRIA

Race Nr. 2

Fastest Laps Sequence

Lap	Race Time		Rider	Nation	Motorcycle	Time	Km/h	Riders's Lap
2	**3'25.159**	7	**Daniel MUÑOZ**	SPA	KTM	**1'40.437**	154.7	2
2	**3'25.371**	37	**Pedro ACOSTA**	SPA	KTM	**1'40.386**	154.8	2
2	**3'25.836**	24	**Ivan ORTOLÁ**	SPA	KTM	**1'40.316**	154.9	2
2	**3'26.036**	38	**David SALVADOR**	SPA	KTM	**1'40.191**	155.1	2
3	**5'06.285**	95	**Collin VEIJER**	NED	KTM	**1'39.909**	155.5	3
3	**5'06.477**	11	**Alex ESCRIG**	SPA	KTM	**1'39.720**	155.8	3
7	**11'47.656**	24	**Ivan ORTOLÁ**	SPA	KTM	**1'39.673**	155.9	7
11	**18'29.846**	80	**David ALONSO**	COL	KTM	**1'39.622**	156.0	11
12	**20'09.385**	80	**David ALONSO**	COL	KTM	**1'39.539**	156.1	12
12	**20'09.499**	64	**David MUÑOZ**	SPA	KTM	**1'39.309**	156.5	12

DORNA DATA PROCESSING -TIMING SERVICE DORNA DATA PROCESSING TIMING SERVICE DORNA DATA PROCESSING TIMING SERVICE DORNA DATA PROCESSING TIMING SERVICE DORNA DATA PROCESSING TIMING SERVICE DORNA DATA PROCESSING TIMING SERVICE DORNA DATA PROCESSING TIMING SERVICE DORNA DATA PROCCEESSS

Spielberg, Sunday, August 23, 2020

ed Bull Ring - Spielber

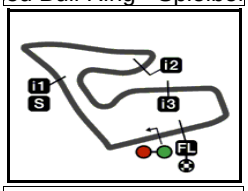

4318 m.

Results and timing service provided by TISSOT

RookiesCup

BMW M GRAND PRIX OF STYRIA

Race Nr. 2

Chronological Analysis of Performances

** Lap / Sector time cancelled*
P Crossing the finish line in pit lane
T1 Time from finish line to 1st intermediate
T2 Time from 1st intermed. to 2nd intermed.
T3 Time from 2nd intermed. to 3rd intermed.
T4 Time from 3rd intermediate to finish line

1st 37 Pedro ACOSTA — Red Bull MotoGP Roo SPA

Runs=1 Total laps=17 Full laps=15

Lap	Lap Time		T1	T2	T3	T4	Speed
1	1'44.985		26.079	32.396	27.389	19.121	202.6
2	**1'40.386**		22.403	32.065	26.920	18.998	203.3
3	**1'40.440**		22.353	31.918	27.069	19.100	202.2
4	**1'40.818**		22.546	32.267	26.789	19.216	204.5
5	1'40.483	*	22.89*	32.011	26.692	18.882	208.8
6	**1'40.654**		22.426	32.326	26.788	19.114	201.8
7	**1'40.450**		22.428	32.188	26.785	19.049	203.0
8	**1'40.072**		22.117	31.741	27.142	19.072	208.0
9	**1'41.007**		22.652	32.066	27.225	19.064	199.2
10	**1'40.643**		22.678	32.036	26.933	18.996	205.3
11	**1'39.970**		22.445	32.190	26.648	18.687	204.9
12	**1'39.639**		22.255	31.735	26.760	18.889	204.1
13	**1'39.672**		22.078	31.775	26.976	18.843	208.4
14	**1'40.169**		22.385	32.282	26.697	18.805	201.4
15	**1'39.759**		22.256	31.535	26.968	19.000	206.8
16	**1'40.717**		22.703	32.036	27.004	18.974	196.0
17	**1'40.339**		22.613	31.745	26.972	19.009	203.3

2nd 24 Ivan ORTOLÁ — Red Bull MotoGP Roo SPA

Runs=1 Total laps=17 Full laps=13

Lap	Lap Time		T1	T2	T3	T4	Speed
1	1'45.520		26.788	32.581	26.917	19.234	203.0
2	**1'40.316**		22.355	32.174	26.881	18.906	211.3
3	**1'40.308**		22.189	31.876	27.008	19.235	207.2
4	**1'40.334**		22.227	31.826	27.104	19.177	205.7
5	**1'40.970**		22.795	32.369	26.882	18.924	199.2
6	**1'40.535**		22.170	32.491	26.729	19.145	206.5
7	**1'39.673**		22.225	31.542	26.874	19.032	209.3
8	**1'40.688**		22.360	32.226	27.024	19.078	205.7
9	**1'41.364**		22.712	32.239	27.161	19.252	204.1
10	**1'40.664**		22.313	32.473	26.931	18.947	198.8
11	1'40.329	*	22.65*	31.929	26.881	18.861	210.1
12	**1'39.388**		22.096	31.598	26.730	18.964	209.7
13	**1'39.909**		22.532	31.601	26.804	18.972	205.7
14	1'40.018	*	22.124	31.785	26.933	19.176*	207.2
15	1'40.452	*	22.44*	32.257	26.780	18.973	211.7
16	**1'39.783**		22.083	31.971	26.719	19.010	205.7
17	**1'39.990**		22.256	31.841	26.876	19.017	206.1

3rd 7 Daniel MUÑOZ — Red Bull MotoGP Roo SPA

Runs=1 Total laps=17 Full laps=11

Lap	Lap Time		T1	T2	T3	T4	Speed
1	1'44.722		26.087	32.628	27.160	18.847	199.2
2	**1'40.437**		22.586	31.785	27.206	18.860	202.2
3	1'40.671	*	22.525	32.073	27.100	18.973*	201.1
4	**1'40.694**		22.480	32.216	26.887	19.111	201.8
5	**1'40.329**		22.375	32.094	26.976	18.884	207.6
6	**1'40.818**		22.597	32.447	26.802	18.972	200.3
7	**1'40.465**		22.503	32.082	26.798	19.082	201.4
8	**1'40.240**		22.257	31.837	27.090	19.056	210.1
9	1'40.952	*	22.54*	32.094	27.330	18.979	199.6
10	**1'40.274**		22.536	31.861	27.135	18.742	202.6
11	**1'39.976**		22.501	31.633	27.125	18.717	201.1
12	1'39.547	*	22.443	31.447	27.012	18.645*	201.1
13	**1'40.269**		22.487	32.203	26.785	18.794	198.5
14	**1'39.786**		22.301	31.739	27.018	18.728	208.0
15	**1'40.062**		22.405	32.043	26.671	18.943	203.3
16	1'40.536	*	22.70*	32.024	26.954	18.855	203.0
17	1'40.523	*	22.683	31.967	26.853	19.020*	200.7

4th 80 David ALONSO — Red Bull MotoGP Roo COL

Runs=1 Total laps=17 Full laps=15

Lap	Lap Time		T1	T2	T3	T4	Speed
1	1'45.296		26.310	32.876	27.038	19.072	205.3
2	1'40.480	*	22.298	32.117	27.165	18.900*	207.2
3	**1'40.292**		22.465	31.802	26.902	19.123	207.6
4	**1'40.124**		22.354	31.658	27.185	18.927	208.4
5	**1'40.625**		22.553	32.036	27.143	18.893	200.3
6	**1'40.653**		22.632	32.056	27.028	18.937	198.8
7	**1'40.060**		22.470	31.503	27.149	18.938	200.3
8	**1'40.887**		22.384	32.035	27.297	19.171	201.1
9	**1'41.164**		22.625	32.109	27.245	19.185	204.9
10	**1'40.643**		22.439	32.292	26.979	18.933	201.8
11	**1'39.622**		22.266	31.691	26.832	18.833	206.5
12	**1'39.539**		22.330	31.611	26.816	18.782	201.4
13	**1'39.777**		22.186	31.737	27.023	18.831	202.2
14	**1'40.378**		22.484	31.985	27.117	18.792	202.6
15	**1'39.673**		22.168	31.688	26.822	18.995	208.4
16	**1'40.755**		22.622	31.949	27.106	19.078	200.7
17	**1'40.829**		22.665	32.318	26.879	18.967	200.7

5th 38 David SALVADOR — Red Bull MotoGP Roo SPA

Runs=1 Total laps=17 Full laps=13

Lap	Lap Time		T1	T2	T3	T4	Speed
1	1'45.845		27.049	32.389	27.219	19.188	206.5
2	**1'40.191**		22.487	31.943	26.933	18.828	206.1
3	1'40.350	*	22.60*	32.100	26.867	18.783	198.8
4	**1'40.390**		22.455	32.031	26.782	19.122	206.5
5	**1'40.293**		22.491	31.987	26.956	18.859	198.8
6	**1'40.475**		22.569	31.966	26.965	18.975	203.7
7	**1'40.399**		22.619	31.905	27.002	18.873	203.0
8	**1'40.706**		22.353	32.094	27.200	19.059	204.9
9	1'41.198	*	22.83*	31.967	27.079	19.319	200.3
10	**1'40.236**		22.217	31.862	27.207	18.950	208.0

Fastest Lap: David MUÑOZ — Red Bull MotoGP Roo SPA — **1'39.309** — 22.179 — 31.714 — 26.639 — 18.777

DORNA DATA PROCESSING TIMING SERVICE DORNA DATA PROCESSING TIMING SERVICE DORNA DATA PROCESSING TIMING SERVICE DORNA DATA PROCESSING TIMING SERVICE DORNA DATA PROCESSING TIMING SERVICE DORNA DATA PROCESSING TIMING SERVICE DORNA DATA PROCESSING TIMING SERVICE DORNA DATA PROCCEESSS

Spielberg, Sunday, August 23, 2020

Lap	Lap Time	T1	T2	T3	T4	Speed
11	**1'40.256**	22.396	32.052	27.087	18.721	205.7
12	**1'39.838**	22.158	31.761	26.849	19.070	207.6
13	**1'39.968**	22.528	31.748	26.944	18.748	204.1
14	1'39.661 *	22.39*	31.568	26.871	18.832	204.1
15	**1'40.350**	22.280	32.118	27.080	18.872	205.3
16	**1'39.897**	22.402	31.891	26.874	18.730	203.0
17	**1'40.764**	22.590	32.088	27.078	19.008	199.2

6th 84 Zonta VAN DEN GO — Red Bull MotoGP Roo NED

Runs=1 Total laps=17 Full laps=15

Lap	Lap Time	T1	T2	T3	T4	Speed
1	1'45.930	26.781	32.735	27.032	19.382	204.1
2	**1'40.969**	22.402	32.205	27.108	19.254	202.2
3	**1'40.236**	22.296	32.066	26.814	19.060	210.9
4	**1'40.128**	22.322	32.009	26.775	19.022	206.5
5	**1'40.583**	22.410	32.113	27.067	18.993	206.5
6	**1'40.425**	22.176	32.317	26.902	19.030	211.3
7	**1'40.423**	22.371	32.400	26.785	18.867	209.3
8	**1'40.164**	22.363	31.797	26.926	19.078	203.0
9	1'41.127 *	22.628	32.322	26.860	19.317*	202.2
10	**1'40.458**	22.310	32.130	26.959	19.059	210.9
11	**1'40.527**	22.437	32.137	26.975	18.978	207.6
12	**1'39.848**	22.030	32.231	26.738	18.849	210.9
13	**1'40.003**	22.173	32.039	26.748	19.043	211.3
14	**1'39.515**	22.145	31.800	26.684	18.886	210.1
15	**1'40.242**	22.211	32.335	26.888	18.808	210.5
16	**1'39.992**	22.206	31.885	26.693	19.208	205.3
17	**1'40.355**	22.181	32.340	26.951	18.883	204.5

7th 95 Collin VEIJER — Red Bull MotoGP Roo NED

Runs=1 Total laps=17 Full laps=13

Lap	Lap Time	T1	T2	T3	T4	Speed
1	1'45.390	26.518	32.541	27.295	19.036	210.5
2	**1'40.986**	22.432	32.639	27.009	18.906	207.2
3	**1'39.909**	22.275	31.938	26.706	18.990	208.8
4	**1'40.661**	22.569	32.305	26.763	19.024	207.6
5	**1'40.783**	22.623	32.159	27.004	18.997	208.0
6	**1'40.497**	22.213	32.364	26.822	19.098	209.3
7	**1'40.159**	22.228	32.285	26.743	18.903	210.1
8	1'40.662 *	22.27*	32.033	27.126	19.227	208.4
9	**1'41.044**	22.431	32.295	26.883	19.435	203.7
10	**1'40.632**	22.241	32.384	26.763	19.244	210.1
11	**1'40.322**	22.376	32.228	26.730	18.988	206.8
12	1'39.656 *	22.15*	31.761	26.918	18.823	209.7
13	1'39.968 *	22.24*	31.988	26.780	18.958	209.7
14	**1'39.479**	22.134	31.792	26.671	18.882	207.2
15	**1'40.591**	22.199	32.679	26.819	18.894	208.4
16	**1'39.892**	22.237	31.944	26.689	19.022	206.8
17	**1'40.367**	22.098	32.395	27.008	18.866	214.7

8th 64 David MUÑOZ — Red Bull MotoGP Roo SPA

Runs=1 Total laps=17 Full laps=15

Lap	Lap Time	T1	T2	T3	T4	Speed
1	1'44.829	26.116	32.271	27.455	18.987	204.1
2	**1'40.751**	22.525	32.396	26.913	18.917	201.8
3	**1'40.214**	22.256	31.966	27.065	18.927	207.2
4	**1'40.477**	22.529	32.093	26.925	18.930	204.1
5	**1'40.626**	22.527	32.098	27.112	18.889	203.7
6	**1'40.697**	22.582	31.928	27.137	19.050	201.4
7	**1'39.894**	22.468	31.549	26.967	18.910	204.1
8	**1'40.980**	22.567	32.226	27.227	18.960	208.8
9	1'40.955 *	22.50*	32.253	27.009	19.186	206.1
10	**1'40.544**	22.489	32.020	26.970	19.065	203.0
11	**1'40.223**	22.392	32.160	26.936	18.735	204.5
12	**1'39.309**	22.179	31.714	26.639	18.777	206.5
13	**1'39.766**	22.091	31.940	26.884	18.851	204.5
14	**1'40.068**	22.386	32.070	26.823	18.789	202.6
15	**1'39.909**	22.285	31.898	26.734	18.992	204.1
16	**1'40.510**	22.596	31.858	27.102	18.954	197.8
17	**1'45.708**	22.922	32.315	30.894	19.577	210.1

9th 55 Noah DETTWILER — Red Bull MotoGP Roo SWI

Runs=1 Total laps=17 Full laps=14

Lap	Lap Time	T1	T2	T3	T4	Speed
1	1'46.269	26.825	32.960	27.185	19.299	207.6
2	**1'40.973**	22.525	32.074	27.136	19.238	206.8
3	**1'40.258**	22.343	31.957	26.734	19.224	208.0
4	**1'39.944**	22.247	31.856	26.771	19.070	208.4
5	1'40.880 *	22.323	32.337	27.136	19.084*	211.3
6	**1'40.286**	22.187	32.030	27.050	19.019	209.7
7	**1'40.549**	22.334	32.051	27.095	19.069	209.3
8	**1'40.537**	22.391	31.857	27.163	19.126	205.7
9	**1'41.056**	22.239	32.378	27.222	19.217	210.5
10	**1'40.765**	22.304	32.343	27.078	19.040	210.1
11	**1'40.598**	22.283	32.249	26.951	19.115	209.3
12	1'40.406 *	22.329	32.068	26.974	19.035*	205.3
13	**1'40.532**	22.378	31.910	26.925	19.319	205.3
14	**1'40.821**	22.497	31.867	27.255	19.202	202.6
15	**1'40.937**	22.630	31.897	27.269	19.141	201.4
16	**1'41.461**	22.721	31.992	27.430	19.318	200.7
17	**1'41.505**	22.772	31.977	27.438	19.318	199.6

10th 23 Alex MILLAN — Red Bull MotoGP Roo SPA

Runs=1 Total laps=17 Full laps=11

Lap	Lap Time	T1	T2	T3	T4	Speed
1	1'47.588	27.865	33.247	27.366	19.110	207.2
2	1'40.653 *	22.59*	32.068	26.984	19.005	203.0
3	**1'40.362**	22.507	32.015	26.729	19.111	206.1
4	**1'40.151**	22.441	31.927	26.852	18.931	204.1
5	1'40.306 *	22.48*	31.840	27.022	18.957	206.5
6	**1'40.175**	22.507	31.856	26.895	18.917	200.7
7	**1'40.224**	22.375	31.892	26.935	19.022	203.0
8	**1'40.418**	22.347	31.928	27.001	19.142	207.2
9	**1'40.622**	22.373	32.218	26.937	19.094	208.0
10	**1'40.543**	22.564	32.127	26.850	19.002	205.3
11	1'40.479 *	22.50*	32.185	26.848	18.940	208.0
12	1'40.026 *	22.36*	31.911	26.857	18.890	205.3
13	**1'40.319**	22.428	31.961	27.005	18.925	201.4
14	1'40.728 *	22.565	31.968	27.146	19.049*	200.3
15	**1'40.853**	22.699	31.925	27.185	19.044	197.4
16	**1'45.503**	26.318	32.549	27.425	19.211	194.5
17	**1'41.967**	22.881	32.379	27.436	19.271	197.4

11th 33 Izan GUEVARA — Red Bull MotoGP Roo SPA

Runs=1 Total laps=17 Full laps=9

Lap	Lap Time	T1	T2	T3	T4	Speed
1	1'46.749	27.394	32.960	27.061	19.334	205.3
2	1'40.589 *	22.61*	31.968	26.774	19.230*	204.5

Fastest Lap:	David MUÑOZ	Red Bull MotoGP Roo SPA	**1'39.309**	22.179	31.714	26.639	18.777

DORNA DATA PROCESSING ,TIMING SERVICE DORNA DATA PROCESSING TIMING SERVICE DORNA DATA PROCESSING TIMING SERVICE DORNA DATA PROCESSING TIMING SERVICE DORNA DATA PROCESSING TIMING SERVICE DORNA DATA PROCESSING TIMING SERVICE DORNA DATA PROCESSING TIMING SERVICE DORNA DATA PROCCEESSS

Lap	Lap Time		T1	T2	T3	T4	Speed
3	1'40.586		22.414	31.902	26.949	19.321	207.2
4	1'40.348		22.537	31.843	26.857	19.111	203.0
5	1'40.242	*	22.477	31.881	26.875	19.009*	203.3
6	1'39.921		22.192	31.779	26.896	19.054	208.8
7	1'40.859		22.302	32.532	26.919	19.106	208.8
8	1'40.518		22.341	31.940	27.093	19.144	207.6
9	1'40.451	*	22.22*	32.211	26.807	19.206	210.9
10	1'40.565	*	22.251	32.074	27.009	19.231*	211.3
11	1'40.485	*	22.437	32.118	26.807	19.123*	208.0
12	1'45.018	*	26.127	32.597	27.157*	19.137	197.0
13	1'41.371		23.039	32.141	27.097	19.094	195.6
14	1'40.726	*	22.61*	31.935	27.032*	19.140	201.8
15	1'41.218		22.611	32.318	27.114	19.175	199.2
16	1'41.313		22.674	32.014	27.270	19.355	199.2
17	1'40.437		22.525	31.851	27.063	18.998	205.3

12th 34 Mario AJI

Red Bull MotoGP Roo INA

Runs=1 Total laps=17 Full laps=13

Lap	Lap Time		T1	T2	T3	T4	Speed
1	1'47.137		27.448	33.377	27.076	19.236	204.5
2	1'41.037		22.465	32.305	27.223	19.044	208.4
3	1'40.357		22.419	31.959	26.894	19.085	206.1
4	1'41.110	*	22.49*	32.496	27.064	19.053	205.3
5	1'40.851		22.643	32.040	27.172	18.996	202.2
6	1'41.158	*	22.857	31.982	27.204*	19.115	198.8
7	1'40.902		22.672	32.054	27.190	18.986	198.5
8	1'41.066	*	22.774	32.219	27.059*	19.014	197.0
9	1'40.740		22.593	32.188	27.109	18.850	202.6
10	1'40.731		22.658	32.146	27.031	18.896	198.1
11	1'40.947		22.853	31.910	27.171	19.013	198.1
12	1'40.789		22.705	31.909	27.175	19.000	199.6
13	1'40.925		22.658	32.137	27.032	19.098	203.3
14	1'40.667		22.619	31.824	27.063	19.161	205.7
15	1'41.401		22.827	32.485	26.968	19.121	203.7
16	1'40.877		22.792	31.833	27.209	19.043	201.4
17	1'40.768		22.682	32.074	26.998	19.014	198.8

13th 88 Artem MARAEV

Red Bull MotoGP Roo RUS

Runs=1 Total laps=17 Full laps=14

Lap	Lap Time		T1	T2	T3	T4	Speed
1	1'47.184		27.602	33.239	27.114	19.229	206.1
2	1'41.115		22.473	32.379	27.129	19.134	209.3
3	1'40.382		22.530	32.057	26.707	19.088	206.5
4	1'41.031		22.370	32.574	26.996	19.091	207.2
5	1'40.808		22.617	32.202	27.025	18.964	203.0
6	1'41.317		22.810	32.469	26.970	19.068	198.8
7	1'40.847		22.479	32.205	27.099	19.064	200.7
8	1'40.700	*	22.590	32.189	27.047*	18.874	198.5
9	1'40.786		22.701	32.116	27.056	18.913	198.8
10	1'40.871		22.875	32.005	27.016	18.975	196.0
11	1'41.505	*	23.165	32.056	27.332*	18.952	199.2
12	1'40.656		22.701	32.203	27.012	18.740	199.6
13	1'40.790		22.302	32.318	26.900	19.270	205.3
14	1'40.571		22.453	32.099	26.822	19.197	201.1
15	1'41.307		22.484	32.511	27.187	19.125	201.1
16	1'41.095		22.783	32.103	27.070	19.139	198.1
17	1'40.562		22.422	32.288	26.839	19.013	200.3

14th 48 Gabin PLANQUES

Red Bull MotoGP Roo FRA

Runs=1 Total laps=17 Full laps=8

Lap	Lap Time		T1	T2	T3	T4	Speed
1	1'46.334		27.158	32.749	27.177	19.250	206.1
2	1'40.570	*	22.48*	32.197	26.876	19.010	204.1
3	1'40.329		22.431	32.009	26.824	19.065	209.3
4	1'40.313	*	22.31*	32.143	26.898	18.962	208.4
5	1'40.533		22.376	32.250	26.986	18.921	210.1
6	1'40.619		22.310	32.222	27.070	19.017	205.3
7	1'40.500		22.417	32.077	26.956	19.050	207.6
8	1'40.249	*	22.39*	31.874	27.047	18.931	208.4
9	1'40.920		22.224	32.663	26.897	19.136	210.1
10	1'40.534		22.543	31.976	26.903	19.112	206.5
11	1'40.451	*	22.545	32.135	26.700	19.071*	207.6
12	1'39.924	*	22.44*	31.832	26.747	18.905	203.3
13	1'45.175	*	26.390	32.194	27.219*	19.372	196.0
14	1'42.051	*	22.906	32.465	27.494	19.186*	198.5
15	1'41.230		22.589	32.395	27.103	19.143	199.2
16	1'41.239	*	22.90*	32.004	27.090	19.237	202.6
17	1'41.027		22.656	32.249	27.022	19.100	205.3

15th 58 Luca LUNETTA

Red Bull MotoGP Roo ITA

Runs=1 Total laps=17 Full laps=13

Lap	Lap Time		T1	T2	T3	T4	Speed
1	1'47.811		27.687	33.621	27.319	19.184	208.8
2	1'41.227		22.578	32.266	27.147	19.236	205.3
3	1'41.076		22.603	32.143	27.155	19.175	202.2
4	1'41.240		22.616	32.333	27.109	19.182	203.3
5	1'41.311		22.671	32.237	27.287	19.116	201.1
6	1'41.278		22.690	32.231	27.234	19.123	200.7
7	1'41.514	*	22.735	32.293	27.310	19.176*	200.3
8	1'41.543	*	22.612	32.417	27.395	19.119*	200.3
9	1'41.901		22.852	32.341	27.472	19.236	199.6
10	1'42.096		22.842	32.303	27.638	19.313	199.2
11	1'41.892		22.765	32.365	27.509	19.253	199.6
12	1'42.009		22.914	32.315	27.458	19.322	198.8
13	1'42.436		22.969	32.586	27.570	19.311	197.8
14	1'42.060		22.825	32.312	27.686	19.237	198.8
15	1'42.522	*	22.81*	32.582	27.716	19.406	198.8
16	1'42.853		23.067	32.655	27.769	19.362	197.4
17	1'43.024		23.019	32.575	27.895	19.535	197.8

16th 39 Bartholomé PERRI

Red Bull MotoGP Roo FRA

Runs=1 Total laps=17 Full laps=12

Lap	Lap Time		T1	T2	T3	T4	Speed
1	1'47.898		27.651	33.565	27.491	19.191	208.4
2	1'41.319	*	22.604	32.228	27.331*	19.156	203.7
3	1'41.013		22.565	32.143	27.299	19.006	201.4
4	1'41.722	*	22.602	32.475	27.508	19.137*	201.8
5	1'41.412	*	22.71*	32.074	27.402	19.226	197.4
6	1'41.945		22.846	32.310	27.660	19.129	197.0
7	1'42.404		22.810	32.539	27.758	19.297	197.0
8	1'42.338		22.922	32.394	27.789	19.233	195.6
9	1'42.239	*	22.88*	32.426	27.694	19.234	195.2
10	1'42.341		22.942	32.518	27.632	19.249	196.0
11	1'42.298		22.912	32.328	27.825	19.233	195.2
12	1'42.260		22.928	32.339	27.720	19.273	196.0
13	1'42.481		22.884	32.558	27.735	19.304	195.6
14	1'42.275		22.939	32.441	27.633	19.262	196.0

Fastest Lap:	David MUÑOZ	Red Bull MotoGP Roo	SPA	**1'39.309**	22.179	31.714	26.639	18.777

DORNA DATA PROCESSING -TIMING SERVICE DORNA DATA PROCESSING TIMING SERVICE DORNA DATA PROCESSING TIMING SERVICE DORNA DATA PROCESSING TIMING SERVICE DORNA DATA PROCESSING TIMING SERVICE DORNA DATA PROCESSING TIMING SERVICE DORNA DATA PROCESSING TIMING SERVICE DORNA DATA PROCCEESSS

Lap	Lap Time		T1	T2	T3	T4	Speed
15	**1'42.859**		23.019	32.742	27.666	19.432	194.5
16	**1'42.669**		22.973	32.610	27.784	19.302	194.9
17	**1'42.690**		22.983	32.497	27.788	19.422	194.9

17th 97 Rocco LANDERS — Red Bull MotoGP Roo USA

Runs=1 Total laps=17 Full laps=10

1	1'48.208		28.352	33.144	27.392	19.320	203.3
2	1'42.459	*	22.69[illegible]*	32.677	27.588	19.495*	203.7
3	1'42.147	*	22.83[illegible]*	32.591	27.453	19.264	199.2
4	**1'42.084**		22.951	32.530	27.380	19.223	198.1
5	1'41.921	*	22.860	32.451	27.413*	19.197*	197.4
6	**1'42.108**		22.889	32.719	27.297	19.203	197.4
7	**1'46.973**		27.127	33.018	27.549	19.279	193.5
8	**1'42.481**		23.033	32.770	27.434	19.244	196.3
9	**1'42.394**		22.984	32.620	27.484	19.306	196.0
10	**1'42.462**		23.033	32.551	27.574	19.304	196.7
11	1'42.446	*	22.97[illegible]*	32.642	27.548	19.281	197.0
12	**1'42.339**		22.983	32.715	27.380	19.261	196.7
13	**1'42.131**		22.957	32.486	27.391	19.297	196.3
14	1'42.060	*	22.86[illegible]*	32.621	27.349	19.228	197.0
15	**1'42.118**		22.946	32.515	27.416	19.241	196.7
16	1'42.485	*	22.86[illegible]*	32.652	27.677	19.294	196.3
17	**1'42.702**		23.067	32.653	27.552	19.430	196.3

18th 6 Phillip TONN — Red Bull MotoGP Roo GER

Runs=1 Total laps=17 Full laps=14

1	1'47.784		27.618	33.354	27.511	19.301	203.7
2	**1'42.772**		23.088	32.631	27.638	19.415	201.8
3	1'42.785	*	22.98[illegible]*	32.799	27.652*	19.351*	200.7
4	1'43.476	*	23.395	32.743	27.889*	19.449	196.0
5	**1'42.932**		23.069	32.594	27.897	19.372	194.9
6	**1'43.237**		23.053	32.693	28.013	19.478	195.2
7	**1'43.276**		23.354	32.911	27.693	19.318	195.2
8	**1'42.898**		22.885	32.814	27.874	19.325	197.0
9	**1'42.666**		22.981	32.516	27.836	19.333	196.0
10	**1'42.801**		23.083	32.536	27.774	19.408	195.2
11	**1'43.078**		23.134	32.535	27.773	19.636	194.9
12	**1'43.071**		23.143	32.617	27.933	19.378	194.5
13	**1'43.248**		23.131	32.455	28.034	19.628	194.5
14	**1'43.103**		23.198	32.586	27.822	19.497	194.5
15	**1'43.655**		23.138	32.870	28.091	19.556	194.2
16	**1'43.649**		23.203	32.693	28.168	19.585	193.8
17	**1'44.129**		23.239	32.934	28.108	19.848	194.5

19th 11 Alex ESCRIG — Red Bull MotoGP Roo SPA

Runs=1 Total laps=17 Full laps=12

1	1'45.985		26.887	32.926	26.963	19.209	208.0
2	**1'40.772**		22.344	32.293	26.963	19.172	206.8
3	**1'39.720**		22.376	31.909	26.700	18.735	210.1
4	**1'40.643**		22.487	32.255	26.765	19.136	209.7
5	**1'40.516**		22.504	32.228	26.750	19.034	204.9
6	**1'40.445**		22.216	32.312	26.798	19.119	210.9
7	**1'40.394**		22.294	32.375	26.807	18.918	209.7
8	**1'40.475**		22.583	31.923	26.885	19.084	202.2
9	**1'41.259**		22.586	32.519	26.705	19.449	201.1
10	**1'40.344**		22.217	32.363	26.842	18.922	212.5

Lap	Lap Time		T1	T2	T3	T4	Speed
11	**1'40.231**		22.383	32.009	26.820	19.019	209.3
12	1'39.720	*	22.162	32.080*	26.707	18.771	209.7
13	**1'39.780**		22.242	31.853	26.940	18.745	208.8
14	1'39.760	*	22.239	31.778	26.722	19.021*	203.3
15	1'40.250	*	22.37[illegible]*	32.351	26.775	18.751	210.9
16	**1'40.178**		22.250	32.221	26.710	18.997	202.2
	unfinished		22.125	32.255	26.934		205.7

20th 29 Billy VAN EERDE — Red Bull MotoGP Roo AUS

Runs=1 Total laps=15 Full laps=10

1	1'45.706		26.456	32.816	27.195	19.239	207.2
2	**1'41.151**		22.340	32.346	27.123	19.342	209.7
3	**1'40.088**		22.257	31.833	26.977	19.021	206.5
4	**1'40.052**		22.175	31.895	26.858	19.124	209.3
5	**1'40.515**		22.313	32.225	26.968	19.009	206.8
6	**1'40.426**		22.300	31.982	26.816	19.328	210.1
7	**1'40.180**		22.366	31.889	26.930	18.995	207.6
8	1'40.628	*	22.51[illegible]*	31.921	27.174	19.022	207.2
9	1'41.157	*	22.78[illegible]*	32.091	26.969	19.316	201.4
10	**1'40.410**		22.231	32.108	27.083	18.988	210.9
11	**1'40.298**		22.283	32.049	27.072	18.894	209.7
12	**1'39.620**		22.158	31.778	26.636	19.048	208.4
13	1'40.380	*	22.439	32.050	26.928	18.963*	205.3
14	**1'39.386**		22.226	31.604	26.640	18.916	209.3
	unfinished		22.123				207.2

21st 13 Sho NISHIMURA — Red Bull MotoGP Roo JPN

Runs=1 Total laps=13 Full laps=8

1	1'46.994		27.508	33.088	27.142	19.256	208.8
2	1'41.025	*	22.53[illegible]*	32.344	27.020	19.126	206.5
3	**1'40.430**		22.517	31.772	26.996	19.145	204.1
4	1'40.220	*	22.48[illegible]*	31.830	26.825	19.083	204.5
5	1'40.682	*	22.506	32.176	26.976	19.024*	204.9
6	**1'40.187**		22.420	31.864	26.850	19.053	205.3
7	**1'40.133**		22.407	31.786	26.839	19.101	204.9
8	**1'40.475**		22.391	31.980	26.913	19.191	207.2
9	**1'40.743**		22.306	32.276	27.056	19.105	208.4
10	**1'40.455**		22.472	31.959	26.962	19.062	206.8
11	**1'40.556**		22.425	32.193	26.862	19.076	207.6
12	**1'40.285**		22.513	31.859	26.904	19.009	204.9
	unfinished		22.481	31.905	26.956		203.7

22nd 96 Daniel HOLGADO — Red Bull MotoGP Roo SPA

Runs=1 Total laps=5 Full laps=3

1	1'45.214		26.406	32.490	27.177	19.141	207.6
2	**1'40.685**		22.579	32.080	27.106	18.920	207.2
3	**1'40.344**		22.737	31.839	26.749	19.019	200.0
4	**1'40.673**		22.392	32.114	26.727	19.440	208.4
5	1'53.127	P	22.315	32.349	30.733*	27.730	200.7

Fastest Lap:	David MUÑOZ	Red Bull MotoGP Roo	SPA	**1'39.309**	22.179	31.714	26.639	18.777

DORNA DATA PROCESSING ,TIMING SERVICE DORNA DATA PROCESSING TIMING SERVICE DORNA DATA PROCESSING TIMING SERVICE DORNA DATA PROCESSING TIMING SERVICE DORNA DATA PROCESSING TIMING SERVICE DORNA DATA PROCESSING TIMING SERVICE DORNA DATA PROCESSING TIMING SERVICE DORNA DATA PROCCEESSS

ed Bull Ring - Spielber

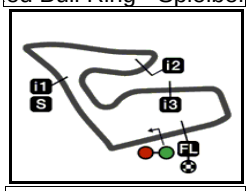

4318 m.

Results and timing service provided by TISSOT

RookiesCup

BMW M GRAND PRIX OF STYRIA
Official Starting Grid

Race : 17 laps = 73.406 km

1	**1** 1'39.456 **37 Pedro ACOSTA** KTM	**2** 1'39.592 **7 Daniel MUÑOZ** KTM	**3** 1'39.758 **64 David MUÑOZ** KTM
2	**4** 1'39.773 **96 Daniel HOLGADO** KTM	**5** 1'39.995 **80 David ALONSO** KTM	**6** 1'40.174 **11 Alex ESCRIG** KTM
3	**7** 1'40.206 **95 Collin VEIJER** KTM	**8** 1'40.255 **29 Billy VAN EERDE** KTM	**9** 1'40.331 **24 Ivan ORTOLÁ** KTM
4	**10** 1'40.517 **38 David SALVADOR** KTM	**11** 1'40.707 **84 Zonta VAN DEN GOORBERGH** KTM	**12** 1'40.855 **55 Noah DETTWILER** KTM
5	**13** 1'40.888 **48 Gabin PLANQUES** KTM	**14** 1'40.894 **33 Izan GUEVARA** KTM	**15** 1'41.021 **13 Sho NISHIMURA** KTM
6	**16** 1'41.182 **34 Mario AJI** KTM	**17** 1'41.220 **23 Alex MILLAN** KTM	**18** 1'41.592 **88 Artem MARAEV** KTM
7	**19** 1'41.793 **39 Bartholomé PERRIN** KTM	**20** 1'41.897 **6 Phillip TONN** KTM	**21** 1'42.049 **58 Luca LUNETTA** KTM
8	**22** 1'42.801 **97 Rocco LANDERS** KTM		

The results are provisional until the end of the limit for protest and appeals and until the ratification of the Event Management Committee.

Time limit for protest expires 60' at the latest after publication of the results - . ..... Time: .....

DORNA DATA PROCESSING TIMING SERVICE DORNA DATA PROCESSING TIMING SERVICE DORNA DATA PROCESSING TIMING SERVICE DORNA DATA PROCESSING TIMING SERVICE DORNA DATA PROCESSING TIMING SERVICE DORNA DATA PROCESSING TIMING SERVICE DORNA DATA PROCESSING TIMING SERVICE DORNA DATA PROCCEESSS

Spielberg, Sunday, August 23, 2020

ed Bull Ring - Spielber

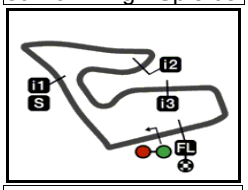

4318 m.

Results and timing service provided by TISSOT

RookiesCup

BMW M GRAND PRIX OF STYRIA

Race Nr. 2

Lap Chart

Pos	1	2	3	4	5	6	7	8	9	10	11	12	13	14	15	16	17	18	19	20	21	22
Grid	37	7	64	96	80	11	95	29	24	38	84	55	48	33	13	34	23	88	39	6	58	97
1	7	64	37	96	80	95	24	29	38	84	11	55	48	33	13	34	88	23	6	58	39	97
2	7	37	64	80	24	96	38	95	11	29	84	48	55	33	13	34	23	88	58	39	6	97
3	64	37	7	80	24	96	95	38	11	29	84	48	55	33	13	34	23	88	58	39	97	6
4	80	64	24	7	37	38	96	95	29	11	84	55	48	33	13	23	34	88	58	39	97	6
5	80	7	64	38	37	24	29	11	95	84	48	55	33	23	13	34	88	58	39	97	6	96
6	80	38	64	7	37	29	24	11	95	84	33	55	48	23	13	34	88	58	39	97	6	
7	64	80	24	38	29	7	37	95	11	84	55	48	33	23	13	34	88	58	39	97	6	
8	37	24	7	80	64	38	29	84	11	95	48	55	33	23	13	88	34	58	39	97	6	
9	37	7	64	80	24	38	29	84	95	11	33	48	23	55	13	88	34	58	39	97	6	
10	7	37	64	38	80	29	24	84	11	95	33	48	23	13	55	88	34	58	39	97	6	
11	7	80	37	64	38	29	24	11	84	95	33	48	23	13	55	34	88	58	39	97	6	
12	7	80	64	37	24	38	29	11	95	84	48	23	13	55	33	34	88	58	39	97	6	
13	80	37	64	7	24	38	11	29	95	84	23	55	48	33	34	88	58	39	97	6		
14	7	64	37	80	38	29	24	11	95	84	23	55	34	33	48	88	58	39	97	6		
15	37	80	64	7	38	11	24	84	95	23	55	33	48	34	88	58	39	97	6			
16	64	7	37	80	38	24	11	84	95	55	23	34	33	88	48	58	39	97	6			
17	37	24	7	80	38	84	95	64	55	23	33	34	88	48	58	39	97	6				

Laps

Winner Lapped rider

DORNA DATA PROCESSING TIMING SERVICE DORNA DATA PROCESSING TIMING SERVICE DORNA DATA PROCESSING TIMING SERVICE DORNA DATA PROCESSING TIMING SERVICE DORNA DATA PROCESSING TIMING SERVICE DORNA DATA PROCESSING TIMING SERVICE DORNA DATA PROCESSING TIMING SERVICE DORNA DATA PROCCEESSS

Spielberg, Sunday, August 23, 2020

ed Bull Ring - Spielber

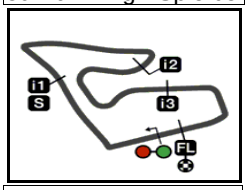

4318 m.

Results and timing service provided by TISSOT

RookiesCup

BMW M GRAND PRIX OF STYRIA

Race Nr. 2

Fastest Lap of Each Rider

		Rider	Nation	Team	Motorcycle	Time	Lap	Total	Gap	
1	64	**David MUÑOZ**	SPA	Red Bull MotoGP Rookies Cup	KTM	**1'39.309**	12	17		
2	29	**Billy VAN EERDE**	AUS	Red Bull MotoGP Rookies Cup	KTM	**1'39.386**	14	14	0.077	0.077
3	24	**Ivan ORTOLÁ**	SPA	Red Bull MotoGP Rookies Cup	KTM	**1'39.388**	12	17	0.079	0.002
4	95	**Collin VEIJER**	NED	Red Bull MotoGP Rookies Cup	KTM	**1'39.479**	14	17	0.170	0.091
5	84	**Zonta VAN DEN GOORBER**	NED	Red Bull MotoGP Rookies Cup	KTM	**1'39.515**	14	17	0.206	0.036
6	80	**David ALONSO**	COL	Red Bull MotoGP Rookies Cup	KTM	**1'39.539**	12	17	0.230	0.024
7	37	**Pedro ACOSTA**	SPA	Red Bull MotoGP Rookies Cup	KTM	**1'39.639**	12	17	0.330	0.100
8	11	**Alex ESCRIG**	SPA	Red Bull MotoGP Rookies Cup	KTM	**1'39.720**	3	16	0.411	0.081
9	7	**Daniel MUÑOZ**	SPA	Red Bull MotoGP Rookies Cup	KTM	**1'39.786**	14	17	0.477	0.066
10	38	**David SALVADOR**	SPA	Red Bull MotoGP Rookies Cup	KTM	**1'39.838**	12	17	0.529	0.052
11	33	**Izan GUEVARA**	SPA	Red Bull MotoGP Rookies Cup	KTM	**1'39.921**	6	17	0.612	0.083
12	55	**Noah DETTWILER**	SWI	Red Bull MotoGP Rookies Cup	KTM	**1'39.944**	4	17	0.635	0.023
13	13	**Sho NISHIMURA**	JPN	Red Bull MotoGP Rookies Cup	KTM	**1'40.133**	7	12	0.824	0.189
14	23	**Alex MILLAN**	SPA	Red Bull MotoGP Rookies Cup	KTM	**1'40.151**	4	17	0.842	0.018
15	48	**Gabin PLANQUES**	FRA	Red Bull MotoGP Rookies Cup	KTM	**1'40.329**	3	17	1.020	0.178
16	96	**Daniel HOLGADO**	SPA	Red Bull MotoGP Rookies Cup	KTM	**1'40.344**	3	5	1.035	0.015
17	34	**Mario AJI**	INA	Red Bull MotoGP Rookies Cup	KTM	**1'40.357**	3	17	1.048	0.013
18	88	**Artem MARAEV**	RUS	Red Bull MotoGP Rookies Cup	KTM	**1'40.382**	3	17	1.073	0.025
19	39	**Bartholomé PERRIN**	FRA	Red Bull MotoGP Rookies Cup	KTM	**1'41.013**	3	17	1.704	0.631
20	58	**Luca LUNETTA**	ITA	Red Bull MotoGP Rookies Cup	KTM	**1'41.076**	3	17	1.767	0.063
21	97	**Rocco LANDERS**	USA	Red Bull MotoGP Rookies Cup	KTM	**1'42.084**	4	17	2.775	1.008
22	6	**Phillip TONN**	GER	Red Bull MotoGP Rookies Cup	KTM	**1'42.666**	9	17	3.357	0.582

DORNA DATA PROCESSING ,TIMING SERVICE DORNA DATA PROCESSING TIMING SERVICE DORNA DATA PROCESSING TIMING SERVICE DORNA DATA PROCESSING TIMING SERVICE DORNA DATA PROCESSING TIMING SERVICE DORNA DATA PROCESSING TIMING SERVICE DORNA DATA PROCESSING TIMING SERVICE DORNA DATA PROCCEESSS

Spielberg, Sunday, August 23, 2020

ed Bull Ring - Spielber

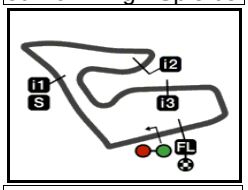

4318 m.

Results and timing service provided by TISSOT

RookiesCup

BMW M GRAND PRIX OF STYRIA

Race Nr. 2

Analysis by Lap

Num Lap Time Gap

Lap 1

7	1'44.722	
64	1'44.829	0.107
37	1'44.985	0.263
96	1'45.214	0.492
80	1'45.296	0.574
95	1'45.390	0.668
24	1'45.520	0.798
29	1'45.706	0.984
38	1'45.845	1.123
84	1'45.930	1.208
11	1'45.985	1.263
55	1'46.269	1.547
48	1'46.334	1.612
33	1'46.749	2.027
13	1'46.994	2.272
34	1'47.137	2.415
88	1'47.184	2.462
23	1'47.588	2.866
6	1'47.784	3.062
58	1'47.811	3.089
39	1'47.898	3.176
97	1'48.208	3.486

Lap 2

7	1'40.437	
37	1'40.386	0.212
64	1'40.751	0.421
80	1'40.480	0.617
24	1'40.316	0.677
96	1'40.685	0.740
38	1'40.191	0.877
95	1'40.986	1.217
11	1'40.772	1.598
29	1'41.151	1.698
84	1'40.969	1.740
48	1'40.570	1.745
55	1'40.973	2.083
33	1'40.589	2.179
13	1'41.025	2.860
34	1'41.037	3.015
23	1'40.653	3.082
88	1'41.115	3.140
58	1'41.227	3.879
39	1'41.319	4.058
6	1'42.772	5.397
97	1'42.459	5.508

Lap 3

64	1'40.214	
37	1'40.440	0.017
7	1'40.671	0.036
80	1'40.292	0.274
24	1'40.308	0.350
96	1'40.344	0.449
95	1'39.909	0.491
38	1'40.350	0.592
11	1'39.720	0.683
29	1'40.088	1.151
84	1'40.236	1.341
48	1'40.329	1.439
55	1'40.258	1.706
33	1'40.586	2.130
13	1'40.430	2.655
34	1'40.357	2.737
23	1'40.362	2.809
88	1'40.382	2.887
58	1'41.076	4.320
39	1'41.013	4.436
97	1'42.147	7.020
6	1'42.785	7.547

Lap 4

80	1'40.124	
64	1'40.477	0.079
24	1'40.334	0.286
7	1'40.694	0.332
37	1'40.818	0.437
38	1'40.390	0.584
96	1'40.673	0.724
95	1'40.661	0.754
29	1'40.052	0.805
11	1'40.643	0.928
84	1'40.128	1.071
55	1'39.944	1.252
48	1'40.313	1.354
33	1'40.348	2.080
13	1'40.220	2.477
23	1'40.151	2.562
34	1'41.110	3.449
88	1'41.031	3.520
58	1'41.240	5.162
39	1'41.722	5.760
97	1'42.084	8.706
6	1'43.476	10.625

Lap 5

80	1'40.625	
7	1'40.329	0.036
64	1'40.626	0.080
38	1'40.293	0.252
37	1'40.483	0.295
24	1'40.970	0.631
29	1'40.515	0.695
11	1'40.516	0.819
95	1'40.783	0.912
84	1'40.583	1.029
48	1'40.533	1.262
55	1'40.880	1.507
33	1'40.242	1.697
23	1'40.306	2.243
13	1'40.682	2.534
34	1'40.851	3.675
88	1'40.808	3.703
58	1'41.311	5.848
39	1'41.412	6.547
97	1'41.921	10.002
6	1'42.932	12.932
96	1'53.127	13.226

Lap 6

80	1'40.653	
38	1'40.475	0.074
64	1'40.697	0.124
7	1'40.818	0.201
37	1'40.654	0.296
29	1'40.426	0.468
24	1'40.535	0.513
11	1'40.445	0.611
95	1'40.497	0.756
84	1'40.425	0.801
33	1'39.921	0.965
55	1'40.286	1.140
48	1'40.619	1.228
23	1'40.175	1.765
13	1'40.187	2.068
34	1'41.158	4.180
88	1'41.317	4.367
58	1'41.278	6.473
39	1'41.945	7.839
97	1'42.108	11.457
6	1'43.237	15.516

Lap 7

64	1'39.894	
80	1'40.060	0.042
24	1'39.673	0.168
38	1'40.399	0.455
29	1'40.180	0.630
7	1'40.465	0.648
37	1'40.450	0.728
95	1'40.159	0.897
11	1'40.394	0.987
84	1'40.423	1.206
55	1'40.549	1.671
48	1'40.500	1.710
33	1'40.859	1.806
23	1'40.224	1.971
13	1'40.133	2.183
34	1'40.902	5.064
88	1'40.847	5.196
58	1'41.514	7.969
39	1'42.404	10.225
97	1'46.973	18.412
6	1'43.276	18.774

Lap 8

37	1'40.072	
24	1'40.688	0.056
7	1'40.240	0.088
80	1'40.887	0.129
64	1'40.980	0.180
38	1'40.706	0.361
29	1'40.628	0.458
84	1'40.164	0.570
11	1'40.475	0.662
95	1'40.662	0.759
48	1'40.249	1.159
55	1'40.537	1.408
33	1'40.518	1.524
23	1'40.418	1.589
13	1'40.475	1.858
88	1'40.700	5.096
34	1'41.066	5.330
58	1'41.543	8.712
39	1'42.338	11.763
97	1'42.481	20.093
6	1'42.898	20.872

Lap 9

37	1'41.007	
7	1'40.952	0.033
64	1'40.955	0.128
80	1'41.164	0.286
24	1'41.364	0.413
38	1'41.198	0.552
29	1'41.157	0.608
84	1'41.127	0.690
95	1'41.044	0.796
11	1'41.259	0.914
33	1'40.451	0.968
48	1'40.920	1.072
23	1'40.622	1.204
55	1'41.056	1.457
13	1'40.743	1.594
88	1'40.786	4.875
34	1'40.740	5.063
58	1'41.901	9.606
39	1'42.239	12.995
97	1'42.394	21.480
6	1'42.666	22.531

Lap 10

7	1'40.274	
37	1'40.643	0.336
64	1'40.544	0.365
38	1'40.236	0.481
80	1'40.643	0.622
29	1'40.410	0.711
24	1'40.664	0.770
84	1'40.458	0.841
11	1'40.344	0.951
95	1'40.632	1.121
33	1'40.565	1.226
48	1'40.534	1.299
23	1'40.543	1.440
13	1'40.455	1.742
55	1'40.765	1.915
88	1'40.871	5.439
34	1'40.731	5.487
58	1'42.096	11.395
39	1'42.341	15.029
97	1'42.462	23.635
6	1'42.801	25.025

Lap 11

7	1'39.976	
80	1'39.622	0.268
37	1'39.970	0.330
64	1'40.223	0.612
38	1'40.256	0.761
29	1'40.298	1.033
24	1'40.329	1.123
11	1'40.231	1.206
84	1'40.527	1.392
95	1'40.322	1.467
33	1'40.485	1.735
48	1'40.451	1.774
23	1'40.479	1.943
13	1'40.556	2.322
55	1'40.598	2.537
34	1'40.947	6.458
88	1'41.505	6.968
58	1'41.892	13.311
39	1'42.298	17.351
97	1'42.446	26.105
6	1'43.078	28.127

Lap 12

7	1'39.547	
80	1'39.539	0.260
64	1'39.309	0.374
37	1'39.639	0.422
24	1'39.388	0.964
38	1'39.838	1.052
29	1'39.620	1.106
11	1'39.720	1.379
95	1'39.656	1.576
84	1'39.848	1.693
48	1'39.924	2.151
23	1'40.026	2.422
13	1'40.285	3.060
55	1'40.406	3.396
33	1'45.018	7.206
34	1'40.789	7.700
88	1'40.656	8.077
58	1'42.009	15.773
39	1'42.260	20.064
97	1'42.339	28.897
6	1'43.071	31.651

Lap 13

80	1'39.777	
37	1'39.672	0.057
64	1'39.766	0.103
7	1'40.269	0.232
24	1'39.909	0.836
38	1'39.968	0.983
11	1'39.780	1.122
29	1'40.380	1.449
95	1'39.968	1.507
84	1'40.003	1.659
23	1'40.319	2.704
55	1'40.532	3.891
48	1'45.175	7.289
33	1'41.371	8.540
34	1'40.925	8.588
88	1'40.790	8.830
58	1'42.436	18.172

Lapped rider

DORNA DATA PROCESSING ,TIMING SERVICE DORNA DATA PROCESSING TIMING SERVICE DORNA DATA PROCESSING TIMING SERVICE DORNA DATA PROCESSING TIMING SERVICE DORNA DATA PROCESSING TIMING SERVICE DORNA DATA PROCESSING TIMING SERVICE DORNA DATA PROCESSING TIMING SERVICE DORNA DATA PROCCEESSS

Spielberg, Sunday, August 23, 2020

Num	Lap Time	Gap
39	1'42.481	22.508
97	1'42.131	30.991
6	1'43.248	34.862

Lap 14

7	1'39.786	
64	1'40.068	0.153
37	1'40.169	0.208
80	1'40.378	0.360
38	1'39.661	0.626
29	1'39.386	0.817
24	1'40.018	0.836
11	1'39.760	0.864
95	1'39.479	0.968
84	1'39.515	1.156
23	1'40.728	3.414
55	1'40.821	4.694
34	1'40.667	9.237
33	1'40.726	9.248
48	1'42.051	9.322
88	1'40.571	9.383
58	1'42.060	20.214
39	1'42.275	24.765
97	1'42.060	33.033
6	1'43.103	37.947

Lap 15

37	1'39.759	
80	1'39.673	0.066
64	1'39.909	0.095
7	1'40.062	0.095
38	1'40.350	1.009
11	1'40.250	1.147
24	1'40.452	1.321
84	1'40.242	1.431
95	1'40.591	1.592
23	1'40.853	4.300
55	1'40.937	5.664
33	1'41.218	10.499
48	1'41.230	10.585
34	1'41.401	10.671
88	1'41.307	10.723
58	1'42.522	22.769
39	1'42.859	27.657
97	1'42.118	35.184
6	1'43.655	41.635

Lap 16

64	1'40.510	
7	1'40.536	0.026
37	1'40.717	0.112
80	1'40.755	0.216
38	1'39.897	0.301
24	1'39.783	0.499
11	1'40.178	0.720
84	1'39.992	0.818
95	1'39.892	0.879
55	1'41.461	6.520
23	1'45.503	9.198
34	1'40.877	10.943
33	1'41.313	11.207
88	1'41.095	11.213
48	1'41.239	11.219
58	1'42.853	25.017
39	1'42.669	29.721
97	1'42.485	37.064
6	1'43.649	44.679

Lap 17

37	1'40.339	
24	1'39.990	0.038
7	1'40.523	0.098
80	1'40.829	0.594
38	1'40.764	0.614
84	1'40.355	0.722
95	1'40.367	0.795
64	1'45.708	5.257
55	1'41.505	7.574
23	1'41.967	10.714
33	1'40.437	11.193
34	1'40.768	11.260
88	1'40.562	11.324
48	1'41.027	11.795
58	1'43.024	27.590
39	1'42.690	31.960
97	1'42.702	39.315
6	1'44.129	48.357

Lapped rider

DORNA DATA PROCESSING ,TIMING SERVICE DORNA DATA PROCESSING TIMING SERVICE DORNA DATA PROCESSING TIMING SERVICE DORNA DATA PROCESSING TIMING SERVICE DORNA DATA PROCESSING TIMING SERVICE DORNA DATA PROCESSING TIMING SERVICE DORNA DATA PROCESSING TIMING SERVICE DORNA DATA PROCCEESSS

ed Bull Ring - Spielber

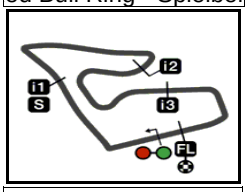

4318 m.

Results and timing service provided by TISSOT

RookiesCup

BMW M GRAND PRIX OF STYRIA

After the **Race Nr. 2**

Event Best Maximum Speed

	Rider	Nation	Team	Motorcycle	Km/h	
95	**Collin VEIJER**	**NED**	Red Bull MotoGP Rookies Cup	KTM	**214.7**	Race Nr. 2
11	**Alex ESCRIG**	**SPA**	Red Bull MotoGP Rookies Cup	KTM	**212.5**	Race Nr. 2
24	**Ivan ORTOLÁ**	**SPA**	Red Bull MotoGP Rookies Cup	KTM	**211.7**	Race Nr. 2
55	**Noah DETTWILER**	**SWI**	Red Bull MotoGP Rookies Cup	KTM	**211.3**	Race Nr. 2
84	**Zonta VAN DEN GOORBER**	**NED**	Red Bull MotoGP Rookies Cup	KTM	**211.3**	Race Nr. 2
33	**Izan GUEVARA**	**SPA**	Red Bull MotoGP Rookies Cup	KTM	**211.3**	Race Nr. 2
29	**Billy VAN EERDE**	**AUS**	Red Bull MotoGP Rookies Cup	KTM	**210.9**	Race Nr. 2
48	**Gabin PLANQUES**	**FRA**	Red Bull MotoGP Rookies Cup	KTM	**210.1**	Race Nr. 2
64	**David MUÑOZ**	**SPA**	Red Bull MotoGP Rookies Cup	KTM	**210.1**	Race Nr. 2
7	**Daniel MUÑOZ**	**SPA**	Red Bull MotoGP Rookies Cup	KTM	**210.1**	Race Nr. 2
88	**Artem MARAEV**	**RUS**	Red Bull MotoGP Rookies Cup	KTM	**209.3**	Race Nr. 2
58	**Luca LUNETTA**	**ITA**	Red Bull MotoGP Rookies Cup	KTM	**208.8**	Race Nr. 2
37	**Pedro ACOSTA**	**SPA**	Red Bull MotoGP Rookies Cup	KTM	**208.8**	Race Nr. 2
13	**Sho NISHIMURA**	**JPN**	Red Bull MotoGP Rookies Cup	KTM	**208.8**	Race Nr. 2
34	**Mario AJI**	**INA**	Red Bull MotoGP Rookies Cup	KTM	**208.4**	Race Nr. 2
80	**David ALONSO**	**COL**	Red Bull MotoGP Rookies Cup	KTM	**208.4**	Race Nr. 2
96	**Daniel HOLGADO**	**SPA**	Red Bull MotoGP Rookies Cup	KTM	**208.4**	Race Nr. 2
39	**Bartholomé PERRIN**	**FRA**	Red Bull MotoGP Rookies Cup	KTM	**208.4**	Race Nr. 2
38	**David SALVADOR**	**SPA**	Red Bull MotoGP Rookies Cup	KTM	**208.0**	Race Nr. 2
23	**Alex MILLAN**	**SPA**	Red Bull MotoGP Rookies Cup	KTM	**208.0**	Race Nr. 2
6	**Phillip TONN**	**GER**	Red Bull MotoGP Rookies Cup	KTM	**203.7**	Race Nr. 2
97	**Rocco LANDERS**	**USA**	Red Bull MotoGP Rookies Cup	KTM	**203.7**	Race Nr. 2

DORNA DATA PROCESSING -TIMING SERVICE DORNA DATA PROCESSING TIMING SERVICE DORNA DATA PROCESSING TIMING SERVICE DORNA DATA PROCESSING TIMING SERVICE DORNA DATA PROCESSING TIMING SERVICE DORNA DATA PROCESSING TIMING SERVICE DORNA DATA PROCESSING TIMING SERVICE DORNA DATA PROCCEESSS

Spielberg, Sunday, August 23, 2020

ed Bull Ring - Spielber

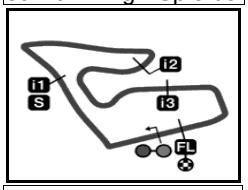

4318 m.

Results and timing service provided by TISSOT

RookiesCup

BMW M GRAND PRIX OF STYRIA

Championship Classification

	Rider	Nation	Points	AUT	AUT	STY	STY	ARA	ARA	TER	TER	EUR	EUR	VAL	VAL
1	**ACOSTA Pedro**	SPA	**100**	25	25	25	25								
2	**MUÑOZ David**	SPA	**64**	20	20	16	8								
3	**HOLGADO Daniel**	SPA	**52**	16	16	20	-								
4	**ALONSO David**	COL	**52**	13	13	13	13								
5	**ORTOLÁ Ivan**	SPA	**41**	-	10	11	20								
6	**MUÑOZ Daniel**	SPA	**37**	0	11	10	16								
7	**SALVADOR David**	SPA	**31**	11	0	9	11								
8	**VAN DEN GOORBERGH Zor**	NED	**29**	7	8	4	10								
9	**DETTWILER Noah**	SWI	**27**	10	2	8	7								
10	**PLANQUES Gabin**	FRA	**23**	9	5	7	2								
11	**VEIJER Collin**	NED	**23**	2	6	6	9								
12	**VAN EERDE Billy**	AUS	**15**	1	9	5	-								
13	**BERTELLE Matteo**	ITA	**15**	8	7	-	-								
14	**MILLAN Alex**	SPA	**13**	6	0	1	6								
15	**AJI Mario**	INA	**9**	3	0	2	4								
16	**OGDEN Scott**	GBR	**8**	5	3	-	-								
17	**GUEVARA Izan**	SPA	**5**	-	-	0	5								
18	**NISHIMURA Sho**	JPN	**4**	0	4	0	-								
19	**URIARTE Marcos**	SPA	**4**	4	0	-	-								
20	**ESCRIG Alex**	SPA	**4**	-	1	3	-								
21	**MARAEV Artem**	RUS	**3**	-	0	0	3								
22	**LUNETTA Luca**	ITA	**1**	-	0	-	1								
23	**PERRIN Bartholomé**	FRA	**0**	0	0	0	0								
24	**LANDERS Rocco**	USA	**0**	0	0	-	0								
25	**TONN Phillip**	GER	**0**	-	0	-	0								

DORNA DATA PROCESSING ,TIMING SERVICE DORNA DATA PROCESSING TIMING SERVICE DORNA DATA PROCESSING TIMING SERVICE DORNA DATA PROCESSING TIMING SERVICE DORNA DATA PROCESSING TIMING SERVICE DORNA DATA PROCESSING TIMING SERVICE DORNA DATA PROCESSING TIMING SERVICE DORNA DATA PROCCEESSS

Spielberg, Sunday, August 23, 2020