MotorLand Aragón

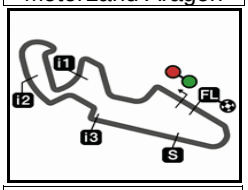

5077 m.

Results and timing service provided by TISSOT

RookiesCup

GRAN PREMIO MICHELIN® DE ARAGÓN
Free Practice Nr. 1
Classification

		Rider	Nation	Team	Motorcycle	Time	Lap	Total	Gap		Top Speed
1	37	**Pedro ACOSTA**	SPA	Red Bull MotoGP Rookies Cup	KTM	**2'03.321**	14	14			**232.0**
2	96	**Daniel HOLGADO**	SPA	Red Bull MotoGP Rookies Cup	KTM	**2'03.530**	9	15	0.209	0.209	**229.0**
3	33	**Izan GUEVARA**	SPA	Red Bull MotoGP Rookies Cup	KTM	**2'03.597**	13	15	0.276	0.067	**230.5**
4	80	**David ALONSO**	COL	Red Bull MotoGP Rookies Cup	KTM	**2'03.682**	12	15	0.361	0.085	**232.5**
5	64	**David MUÑOZ**	SPA	Red Bull MotoGP Rookies Cup	KTM	**2'04.031**	15	15	0.710	0.349	**229.0**
6	34	**Mario AJI**	INA	Red Bull MotoGP Rookies Cup	KTM	**2'04.224**	13	15	0.903	0.193	**226.2**
7	28	**Matteo BERTELLE**	ITA	Red Bull MotoGP Rookies Cup	KTM	**2'04.414**	12	15	1.093	0.190	**228.1**
8	95	**Collin VEIJER**	NED	Red Bull MotoGP Rookies Cup	KTM	**2'04.429**	15	15	1.108	0.015	**233.0**
9	55	**Noah DETTWILER**	SWI	Red Bull MotoGP Rookies Cup	KTM	**2'04.461**	15	15	1.140	0.032	**230.5**
10	38	**David SALVADOR**	SPA	Red Bull MotoGP Rookies Cup	KTM	**2'04.473**	13	14	1.152	0.012	**230.0**
11	7	**Daniel MUÑOZ**	SPA	Red Bull MotoGP Rookies Cup	KTM	**2'04.760**	15	15	1.439	0.287	**232.0**
12	84	**Zonta VAN DEN GOORBE**	NED	Red Bull MotoGP Rookies Cup	KTM	**2'04.806**	12	14	1.485	0.046	**231.5**
13	24	**Ivan ORTOLÁ**	SPA	Red Bull MotoGP Rookies Cup	KTM	**2'04.989**	13	15	1.668	0.183	**230.0**
14	48	**Gabin PLANQUES**	FRA	Red Bull MotoGP Rookies Cup	KTM	**2'05.086**	15	15	1.765	0.097	**232.0**
15	11	**Alex ESCRIG**	SPA	Red Bull MotoGP Rookies Cup	KTM	**2'05.179**	13	15	1.858	0.093	**227.6**
16	19	**Scott OGDEN**	GBR	Red Bull MotoGP Rookies Cup	KTM	**2'05.869**	11	14	2.548	0.690	**224.3**
17	23	**Alex MILLAN**	SPA	Red Bull MotoGP Rookies Cup	KTM	**2'05.895**	8	14	2.574	0.026	**226.6**
18	5	**Tatchakorn BUASRI**	THA	Red Bull MotoGP Rookies Cup	KTM	**2'06.177**	11	14	2.856	0.282	**230.5**
19	89	**Marcos URIARTE**	SPA	Red Bull MotoGP Rookies Cup	KTM	**2'06.312**	14	14	2.991	0.135	**232.5**
20	88	**Artem MARAEV**	RUS	Red Bull MotoGP Rookies Cup	KTM	**2'06.478**	6	14	3.157	0.166	**225.2**
21	58	**Luca LUNETTA**	ITA	Red Bull MotoGP Rookies Cup	KTM	**2'06.946**	10	14	3.625	0.468	**223.8**
22	29	**Billy VAN EERDE**	AUS	Red Bull MotoGP Rookies Cup	KTM	**2'07.493**	4	7	4.172	0.547	**227.1**
23	6	**Phillip TONN**	GER	Red Bull MotoGP Rookies Cup	KTM	**2'08.112**	4	12	4.791	0.619	**223.4**
24	39	**Bartholomé PERRIN**	FRA	Red Bull MotoGP Rookies Cup	KTM	**2'08.572**	12	13	5.251	0.460	**221.5**
Not classified											
	13	**Sho NISHIMURA**	JPN	Red Bull MotoGP Rookies Cup	KTM						
	97	**Rocco LANDERS**	USA	Red Bull MotoGP Rookies Cup	KTM						

Practice condition: **Dry**
Air: 13°
Humidity: 48%
Ground: 20°

Fastest Lap:	Lap: 14	**Pedro ACOSTA**	**2'03.321**	148.2 Km/h
Best Race Lap:	2015	**Raul FERNANDEZ**	**2'01.603**	150.3 Km/h
All Time Lap Record:	2018	**Xavier ARTIGAS**	**2'01.441**	150.5 Km/h

The results are provisional until the end of the limit for protest and appeals.

Time limit for protest expires 30' after publication of the results - ..... Time: .....

DORNA DATA PROCESSING .TIMING SERVICE DORNA DATA PROCESSING TIMING SERVICE DORNA DATA PROCESSING TIMING SERVICE DORNA DATA PROCESSING TIMING SERVICE DORNA DATA PROCESSING TIMING SERVICE DORNA DATA PROCESSING TIMING SERVICE DORNA DATA PROCESSING TIMING SERVICE DORNA DATA PROCCEESSS

Alcañiz, Friday, October 16, 2020

MotorLand Aragón

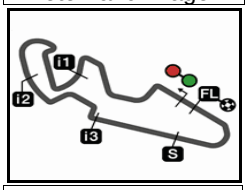

5077 m.

Results and timing service provided by TISSOT

RookiesCup

GRAN PREMIO MICHELIN® DE ARAGÓN

Free Practice Nr. 1

Top Speed & Average

	Rider	Nation	Motorcycle	Top 5 speeds					Average	Top
95	**Collin VEIJER**	**NED**	KTM	233.0	231.0	229.5	226.2	225.7	228.5	**233.0**
80	**David ALONSO**	**COL**	KTM	232.5	230.5	229.0	228.6	228.1	229.7	**232.5**
89	**Marcos URIARTE**	**SPA**	KTM	232.5	230.5	229.5	228.6	226.2	228.9	**232.5**
7	**Daniel MUÑOZ**	**SPA**	KTM	232.0	230.5	229.0	228.6	228.1	229.6	**232.0**
37	**Pedro ACOSTA**	**SPA**	KTM	232.0	228.1	225.7	224.8	223.4	226.8	**232.0**
48	**Gabin PLANQUES**	**FRA**	KTM	232.0	231.0	229.5	228.1	226.6	229.0	**232.0**
84	**Zonta VAN DEN GOORBERGH**	**NED**	KTM	231.5	227.1	225.2	222.9	222.9	225.4	**231.5**
5	**Tatchakorn BUASRI**	**THA**	KTM	230.5	223.4	222.5	222.0	221.5	223.3	**230.5**
33	**Izan GUEVARA**	**SPA**	KTM	230.5	227.6	227.1	225.7	225.2	227.2	**230.5**
55	**Noah DETTWILER**	**SWI**	KTM	230.5	230.0	229.5	229.0	228.1	229.4	**230.5**
24	**Ivan ORTOLÁ**	**SPA**	KTM	230.0	230.0	229.5	229.0	228.1	229.3	**230.0**
38	**David SALVADOR**	**SPA**	KTM	230.0	223.8	223.8	223.4	222.9	224.8	**230.0**
64	**David MUÑOZ**	**SPA**	KTM	229.0	229.0	228.1	227.6	227.1	228.0	**229.0**
96	**Daniel HOLGADO**	**SPA**	KTM	229.0	227.6	226.6	225.7	223.4	225.6	**229.0**
28	**Matteo BERTELLE**	**ITA**	KTM	228.1	227.1	226.6	224.3	223.8	226.0	**228.1**
11	**Alex ESCRIG**	**SPA**	KTM	227.6	226.2	225.2	224.8	224.8	225.6	**227.6**
29	**Billy VAN EERDE**	**AUS**	KTM	227.1	225.7	225.7	222.0	218.9	223.1	**227.1**
23	**Alex MILLAN**	**SPA**	KTM	226.6	225.7	225.2	225.2	224.8	225.5	**226.6**
34	**Mario AJI**	**INA**	KTM	226.2	226.2	226.2	225.2	225.2	225.6	**226.2**
88	**Artem MARAEV**	**RUS**	KTM	225.2	223.8	223.8	222.9	222.9	223.7	**225.2**
19	**Scott OGDEN**	**GBR**	KTM	224.3	224.3	223.4	223.4	223.4	223.8	**224.3**
58	**Luca LUNETTA**	**ITA**	KTM	223.8	222.9	222.5	221.5	221.1	222.2	**223.8**
6	**Phillip TONN**	**GER**	KTM	223.4	221.5	221.1	220.2	218.0	220.8	**223.4**
39	**Bartholomé PERRIN**	**FRA**	KTM	221.5	221.1	220.6	220.2	219.7	220.6	**221.5**

DORNA DATA PROCESSING ,TIMING SERVICE DORNA DATA PROCESSING TIMING SERVICE DORNA DATA PROCESSING TIMING SERVICE DORNA DATA PROCESSING TIMING SERVICE DORNA DATA PROCESSING TIMING SERVICE DORNA DATA PROCESSING TIMING SERVICE DORNA DATA PROCESSING TIMING SERVICE DORNA DATA PROCCEESSS

Alcañiz, Friday, October 16, 2020

MotorLand Aragón

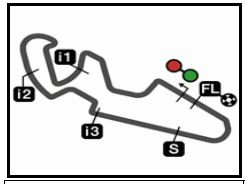

5077 m.

Results and timing service provided by TISSOT

RookiesCup

GRAN PREMIO MICHELIN® DE ARAGÓN

Free Practice Nr. 1

Best Partial Times

IT *Ideal Lap Time, sum of the best partial times* ***BT*** *Best Lap Time*

T1			T2		T3		T4	
Pos	Rider	Time	Rider	Time	Rider	Time	Rider	Time
1	I.GUEVARA	34.557	P.ACOSTA	34.301	D.HOLGADO	22.650	I.GUEVARA	31.125
2	**D.HOLGADO**	**34.594**	**D.MUÑOZ**	**34.349**	**P.ACOSTA**	**22.839**	**D.HOLGADO**	**31.162**
3	P.ACOSTA	34.769	D.HOLGADO	34.354	M.BERTELLE	22.926	P.ACOSTA	31.179
4	**I.ORTOLÁ**	**34.832**	**I.GUEVARA**	**34.514**	**D.MUÑOZ**	**22.941**	**D.ALONSO**	**31.226**
5	D.ALONSO	34.838	N.DETTWILER	34.520	D.SALVADOR	22.961	D.MUÑOZ	31.251
6	**C.VEIJER**	**34.843**	**D.ALONSO**	**34.525**	**D.ALONSO**	**22.993**	**N.DETTWILER**	**31.291**
7	M.AJI	34.931	D.SALVADOR	34.533	M.AJI	23.010	I.ORTOLÁ	31.320
8	**D.SALVADOR**	**35.069**	**C.VEIJER**	**34.544**	**A.ESCRIG**	**23.020**	**G.PLANQUES**	**31.326**
9	D.MUÑOZ	35.084	Z.VAN DEN GOO	34.609	C.VEIJER	23.023	A.ESCRIG	31.337
10	**M.BERTELLE**	**35.115**	**I.ORTOLÁ**	**34.618**	**I.ORTOLÁ**	**23.061**	**Z.VAN DEN GOO**	**31.353**
11	G.PLANQUES	35.182	M.AJI	34.632	Z.VAN DEN GOO	23.069	C.VEIJER	31.381
12	**Z.VAN DEN GOO**	**35.339**	**M.BERTELLE**	**34.641**	**I.GUEVARA**	**23.136**	**D.MUÑOZ**	**31.426**
13	A.ESCRIG	35.354	G.PLANQUES	34.687	D.MUÑOZ	23.140	M.AJI	31.449
14	**D.MUÑOZ**	**35.435**	**A.ESCRIG**	**34.767**	**G.PLANQUES**	**23.173**	**M.BERTELLE**	**31.455**
15	N.DETTWILER	35.459	D.MUÑOZ	34.777	A.MILLAN	23.187	D.SALVADOR	31.558
16	**M.URIARTE**	**35.550**	**S.OGDEN**	**35.011**	**N.DETTWILER**	**23.191**	**M.URIARTE**	**31.575**
17	S.OGDEN	35.569	A.MILLAN	35.076	T.BUASRI	23.199	S.OGDEN	31.577
18	**T.BUASRI**	**35.631**	**A.MARAEV**	**35.081**	**M.URIARTE**	**23.274**	**A.MILLAN**	**31.690**
19	A.MILLAN	35.645	T.BUASRI	35.160	L.LUNETTA	23.357	B.VAN EERDE	31.750
20	**L.LUNETTA**	**35.658**	**M.URIARTE**	**35.180**	**S.OGDEN**	**23.421**	**A.MARAEV**	**31.826**
21	A.MARAEV	35.879	L.LUNETTA	35.324	B.VAN EERDE	23.442	L.LUNETTA	31.887
22	**B.PERRIN**	**36.059**	**P.TONN**	**35.427**	**A.MARAEV**	**23.499**	**T.BUASRI**	**31.904**
23	P.TONN	36.137	B.PERRIN	35.563	P.TONN	23.606	P.TONN	31.966
24	**B.VAN EERDE**	**36.146**	**B.VAN EERDE**	**35.615**	**B.PERRIN**	**23.686**	**B.PERRIN**	**32.187**

Pos	Rider	IT	BT	
1	**D.HOLGADO**	2'02.760	2'03.530	(2)
2	**P.ACOSTA**	2'03.088	2'03.321	(1)
3	**I.GUEVARA**	2'03.332	2'03.597	(3)
4	**D.ALONSO**	2'03.582	2'03.682	(4)
5	**C.VEIJER**	2'03.791	2'04.429	(8)
6	**I.ORTOLÁ**	2'03.831	2'04.989	(13)
7	**D.MUÑOZ**	2'03.976	2'04.031	(5)
8	**M.AJI**	2'04.022	2'04.224	(6)
9	**D.SALVADOR**	2'04.121	2'04.473	(10)
10	**M.BERTELLE**	2'04.137	2'04.414	(7)
11	**G.PLANQUES**	2'04.368	2'05.086	(14)
12	**Z.VAN DEN G**	2'04.370	2'04.806	(12)
13	**D.MUÑOZ**	2'04.427	2'04.760	(11)
14	**N.DETTWILER**	2'04.461	2'04.461	(9)
15	**A.ESCRIG**	2'04.478	2'05.179	(15)
16	**S.OGDEN**	2'05.578	2'05.869	(16)
17	**M.URIARTE**	2'05.579	2'06.312	(19)
18	**A.MILLAN**	2'05.598	2'05.895	(17)
19	**T.BUASRI**	2'05.894	2'06.177	(18)
20	**L.LUNETTA**	2'06.226	2'06.946	(21)
21	**A.MARAEV**	2'06.285	2'06.478	(20)
22	**B.VAN EERDE**	2'06.953	2'07.493	(22)
23	**P.TONN**	2'07.136	2'08.112	(23)
24	**B.PERRIN**	2'07.495	2'08.572	(24)

DORNA DATA PROCESSING .TIMING SERVICE DORNA DATA PROCESSING TIMING SERVICE DORNA DATA PROCESSING TIMING SERVICE DORNA DATA PROCESSING TIMING SERVICE DORNA DATA PROCESSING TIMING SERVICE DORNA DATA PROCESSING TIMING SERVICE DORNA DATA PROCESSING TIMING SERVICE DORNA DATA PROCCESSS

MotorLand Aragón

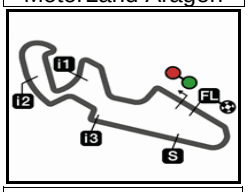

5077 m.

Results and timing service provided by TISSOT

RookiesCup

GRAN PREMIO MICHELIN® DE ARAGÓN

Free Practice Nr. 1

Fastest Laps Sequence

Practice Time		Rider	Nation	Motorcycle	Time	Km/h	Rider's Lap
4'29.842	37	**Pedro ACOSTA**	SPA	KTM	**2'07.793**	143.0	2
4'38.387	38	**David SALVADOR**	SPA	KTM	**2'06.431**	144.5	2
6'48.337	7	**Daniel MUÑOZ**	SPA	KTM	**2'06.162**	144.8	3
6'52.000	96	**Daniel HOLGADO**	SPA	KTM	**2'04.052**	147.3	3
11'00.323	96	**Daniel HOLGADO**	SPA	KTM	**2'03.705**	147.7	5
15'07.146	96	**Daniel HOLGADO**	SPA	KTM	**2'03.633**	147.8	7
19'25.244	96	**Daniel HOLGADO**	SPA	KTM	**2'03.530**	147.9	9
27'48.497	37	**Pedro ACOSTA**	SPA	KTM	**2'03.377**	148.1	12
31'54.904	37	**Pedro ACOSTA**	SPA	KTM	**2'03.321**	148.2	14

DORNA DATA PROCESSING _TIMING SERVICE DORNA DATA PROCESSING TIMING SERVICE DORNA DATA PROCESSING TIMING SERVICE DORNA DATA PROCESSING TIMING SERVICE DORNA DATA PROCESSING TIMING SERVICE DORNA DATA PROCESSING TIMING SERVICE DORNA DATA PROCESSING TIMING SERVICE DORNA DATA PROCESSING TIMING SERVICE DORNA DATA PROCCEESSS

Alcañiz, Friday, October 16, 2020

MotorLand Aragón

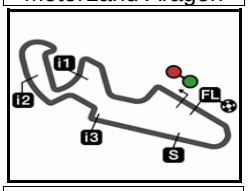

5077 m.

Results and timing service provided by TISSOT

RookiesCup

GRAN PREMIO MICHELIN® DE ARAGÓN
Free Practice Nr. 1
Chronological Analysis of Performances

** Lap / Sector time cancelled*
P Crossing the finish line in pit lane
T1 Time from finish line to 1st intermediate
T2 Time from 1st intermed. to 2nd intermed.
T3 Time from 2nd intermed. to 3rd intermed.
T4 Time from 3rd intermediate to finish line

1st 37 Pedro ACOSTA — Red Bull MotoGP Roo SPA
Runs=3 Total laps=14 Full laps=7

Lap	Lap Time		T1	T2	T3	T4	Speed
1	2'22.049		32.388	37.052	24.868	32.573	221.1
2	**2'07.793**		36.815	35.396	23.685	31.897	222.5
3	2'06.886	*	35.780	34.997*	24.014	32.095	218.4
4	**2'04.559**		35.400	34.670	22.947	31.542	222.9
5	2'11.558	P	35.512	35.326	23.306	37.414	220.6
6	3'04.648	*	30.362	35.662	23.391	31.862*	221.5
7	**2'04.887**		35.470	34.811	22.933	31.673	222.0
8	**2'04.006**		35.097	34.525	22.839	31.545	222.0
9	**2'05.061**		34.962	34.937	23.289	31.873	220.2
10	2'10.154	P	35.504	34.966	23.067	36.617	223.4
11	3'23.519		30.592	36.809	23.668	31.566	232.0
12	**2'03.377**		34.868	34.328	22.863	31.318	224.8
13	2'03.086	*	34.769	34.301	22.804*	31.212	228.1
14	**2'03.321**		34.849	34.428	22.865	31.179	225.7

2nd 96 Daniel HOLGADO — Red Bull MotoGP Roo SPA
Runs=1 Total laps=15 Full laps=9

Lap	Lap Time		T1	T2	T3	T4	Speed
1	2'41.089		32.585	37.719	24.522	32.703	219.3
2	2'06.859	*	36.393	35.208	23.405	31.853*	223.4
3	**2'04.052**		35.281	34.686	22.914	31.171	229.0
4	2'04.618	*	35.177	34.821*	23.134	31.486	226.6
5	**2'03.705**		34.906	34.675	22.904	31.220	227.6
6	2'03.190	*	34.841	34.524*	22.663	31.162	225.7
7	**2'03.633**		34.864	34.389	22.779	31.601	222.5
8	**2'14.568**		40.277	38.591	23.883	31.817	220.2
9	**2'03.530**		34.594	34.795	22.650	31.491	223.4
10	**2'05.069**		34.900	34.354	23.264	32.551	215.4
11	**2'04.090**		35.145	34.546	22.912	31.487	223.4
12	2'05.579	*	35.075	34.631	23.544	32.329*	206.4
13	2'04.648	*	34.756	34.569*	22.945	32.378	213.3
14	**2'05.435**		35.298	34.757	23.317	32.063	218.0
15	**2'05.469**		35.660	34.649	23.022	32.138	217.1

3rd 33 Izan GUEVARA — Red Bull MotoGP Roo SPA
Runs=1 Total laps=15 Full laps=7

Lap	Lap Time		T1	T2	T3	T4	Speed
1	2'27.249		32.930	38.155	25.559	33.179	218.4
2	2'09.257	*	36.869	36.074*	23.820	32.494	221.5
3	**2'09.772**		37.482	36.190	23.970	32.130	221.5
4	**2'06.780**		35.719	35.405	23.756	31.900	222.9
5	2'08.153	*	35.435	35.300*	25.646	31.772	225.2
6	2'06.161	*	35.332	35.295*	23.626	31.908	222.5
7	2'06.264	*	35.660	34.995*	23.431	32.178	216.2
8	**2'07.127**		35.285	36.057	23.722	32.063	220.6
9	2'05.374	*	35.356	35.190	23.150	31.678*	223.8
10	2'07.786	*	35.284	34.917*	23.276	34.309	179.1
11	**2'04.219**		34.848	34.866	23.197	31.308	227.1
12	**2'07.230**		36.050	35.584	23.525	32.071	225.7
13	**2'03.597**		34.822	34.514	23.136	31.125	227.6
14	2'03.350	*	34.557	34.583	22.895*	31.315*	224.8
15	**2'05.702**		35.757	34.980	23.608	31.357	230.5

4th 80 David ALONSO — Red Bull MotoGP Roo COL
Runs=1 Total laps=15 Full laps=11

Lap	Lap Time		T1	T2	T3	T4	Speed
1	2'41.178		32.185	37.013	24.642	32.525	222.5
2	**2'07.288**		36.435	35.561	23.764	31.528	230.5
3	**2'07.164**		36.191	35.370	23.721	31.882	223.8
4	2'05.607	*	35.446	35.242	23.382	31.537*	232.5
5	2'05.299	*	35.345	35.170*	23.546	31.238*	229.0
6	**2'06.470**		36.251	35.141	23.398	31.680	225.7
7	2'05.354	*	35.403	35.019*	23.336	31.596	224.3
8	**2'04.989**		35.349	34.924	23.276	31.440	227.1
9	**2'04.497**		35.042	34.843	23.168	31.444	224.8
10	**2'04.309**		34.982	34.781	23.183	31.363	224.8
11	**2'04.035**		35.063	34.671	23.075	31.226	228.1
12	**2'03.682**		34.838	34.525	22.993	31.326	228.6
13	**2'04.935**		34.969	34.662	23.043	32.261	218.0
14	**2'05.186**		34.994	34.767	23.083	32.342	219.3
15	**2'05.427**		35.886	34.734	23.363	31.444	225.7

5th 64 David MUÑOZ — Red Bull MotoGP Roo SPA
Runs=1 Total laps=15 Full laps=13

Lap	Lap Time		T1	T2	T3	T4	Speed
1	2'32.445		33.573	38.054	25.024	31.964	229.0
2	**2'07.684**		36.684	35.750	23.713	31.537	226.6
3	**2'06.875**		36.345	35.096	23.711	31.723	224.8
4	**2'05.746**		35.860	35.127	23.375	31.384	227.1
5	**2'05.512**		35.619	34.953	23.362	31.578	227.1
6	**2'04.911**		35.638	34.743	23.029	31.501	227.6
7	**2'04.832**		35.598	34.442	22.941	31.851	223.8
8	**2'14.316**		38.935	36.128	25.625	33.628	193.5
9	**2'09.215**		37.139	35.765	24.512	31.799	223.8
10	**2'05.322**		35.641	34.814	23.326	31.541	228.1
11	**2'05.493**		35.814	34.802	23.180	31.697	224.8
12	**2'05.100**		35.599	34.724	23.156	31.621	226.2
13	**2'05.378**		35.682	34.800	23.281	31.615	224.8
14	2'04.700	*	35.435	34.781	22.988*	31.496	225.7
15	**2'04.031**		35.457	34.349	22.974	31.251	229.0

6th 34 Mario AJI — Red Bull MotoGP Roo INA
Runs=1 Total laps=15 Full laps=12

Lap	Lap Time		T1	T2	T3	T4	Speed
1	2'28.185		33.052	37.888	25.464	33.192	223.8

Fastest Lap: Pedro ACOSTA — Red Bull MotoGP Roo SPA — **2'03.321** — 34.849 — 34.428 — 22.865 — 31.179

DORNA DATA PROCESSING ,TIMING SERVICE DORNA DATA PROCESSING TIMING SERVICE DORNA DATA PROCESSING TIMING SERVICE DORNA DATA PROCESSING TIMING SERVICE DORNA DATA PROCESSING TIMING SERVICE DORNA DATA PROCESSING TIMING SERVICE DORNA DATA PROCESSING TIMING SERVICE DORNA DATA PROCCEESSS

Alcañiz, Friday, October 16, 2020

Free Practice Nr. 1

RookiesCup

Lap	Lap Time		T1	T2	T3	T4	Speed
2	**2'08.693**		37.103	35.888	23.638	32.064	223.8
3	**2'10.628**		36.146	35.878	24.176	34.428	181.2
4	**2'05.783**		35.727	35.042	23.306	31.708	224.8
5	2'05.587	*	35.371	35.169*	23.245	31.802	225.2
6	**2'05.237**		35.292	34.987	23.336	31.622	224.8
7	**2'04.684**		35.299	34.852	23.010	31.523	225.2
8	**2'13.659**		37.518	38.442	24.163	33.536	187.1
9	**2'06.065**		36.609	34.869	23.070	31.517	226.2
10	**2'04.694**		35.167	34.832	23.041	31.654	225.2
11	**2'05.540**		35.227	35.371	23.298	31.644	225.2
12	**2'06.650**		35.079	35.001	23.246	33.324	206.0
13	**2'04.224**		34.931	34.632	23.212	31.449	226.2
14	2'06.066	*	35.204	35.661	23.332*	31.869	222.0
15	**2'05.192**		35.567	34.831	23.275	31.519	226.2

7th 28 Matteo BERTELLE — Red Bull MotoGP Roo ITA

Runs=1 Total laps=15 Full laps=10

Lap	Lap Time		T1	T2	T3	T4	Speed
1	2'27.810		33.344	38.618	25.982	33.165	222.5
2	2'09.212	*	37.022	35.931*	23.814	32.445	224.3
3	2'07.699	*	36.221	35.455*	23.756	32.267	222.5
4	**2'06.620**		36.084	35.263	23.299	31.974	221.5
5	**2'06.137**		35.697	35.152	23.422	31.866	223.8
6	**2'05.542**		35.443	35.105	23.124	31.870	219.7
7	**2'05.299**		35.678	34.850	23.072	31.699	222.9
8	**2'10.232**		38.619	36.350	23.553	31.710	226.6
9	**2'05.499**		35.539	34.966	23.055	31.939	218.0
10	2'05.917	*	35.330	34.974*	23.540	32.073	219.7
11	**2'05.084**		35.608	34.771	23.085	31.620	222.5
12	**2'04.414**		35.196	34.641	22.926	31.651	222.5
13	**2'04.749**		35.115	34.914	23.265	31.455	228.1
14	2'05.085	*	35.157	34.870*	23.112	31.946	219.3
15	**2'06.527**		36.959	34.992	23.112	31.464	227.1

8th 95 Collin VEIJER — Red Bull MotoGP Roo NED

Runs=1 Total laps=15 Full laps=10

Lap	Lap Time		T1	T2	T3	T4	Speed
1	2'35.176		32.689	37.381	25.438	32.556	225.7
2	2'08.305	*	36.924	35.439*	24.210	31.732	224.8
3	**2'08.298**		36.460	35.977	24.284	31.577	224.3
4	**2'07.463**		36.229	35.657	23.832	31.745	231.0
5	**2'06.871**		35.972	35.633	23.813	31.453	233.0
6	**2'07.122**		36.322	35.343	23.419	32.038	223.4
7	**2'05.420**		35.322	34.986	23.427	31.685	220.2
8	**2'04.871**		35.236	34.791	23.407	31.437	225.7
9	**2'04.995**		35.459	34.633	23.166	31.737	219.7
10	2'04.888	*	35.311	34.783	23.412	31.382*	224.3
11	**2'05.855**		35.197	35.369	23.409	31.880	219.7
12	2'04.501	*	35.070	34.837*	23.189	31.405	223.4
13	**2'05.896**		34.843	34.936	23.023	33.094	194.1
14	2'04.463	*	34.985	34.995	23.058*	31.425	226.2
15	**2'04.429**		35.284	34.544	23.220	31.381	229.5

9th 55 Noah DETTWILER — Red Bull MotoGP Roo SWI

Runs=1 Total laps=15 Full laps=13

Lap	Lap Time		T1	T2	T3	T4	Speed
1	2'32.347		34.555	38.409	25.746	33.088	218.0
2	**2'10.469**		37.693	36.437	24.331	32.008	226.6
3	**2'08.232**		36.343	35.794	24.372	31.723	230.0
4	**2'07.443**		36.585	35.439	23.666	31.753	229.0
5	**2'07.807**		36.419	35.712	23.880	31.796	230.5
6	**2'07.106**		36.411	35.392	23.424	31.879	229.5
7	**2'05.444**		35.616	34.799	23.408	31.621	226.2
8	**2'05.233**		35.464	34.844	23.319	31.606	227.1
9	**2'07.167**		35.739	35.611	23.995	31.822	221.1
10	**2'05.709**		35.555	34.918	23.333	31.903	223.4
11	**2'05.744**		36.028	34.872	23.247	31.597	225.7
12	**2'05.084**		35.536	34.840	23.271	31.437	228.1
13	**2'05.105**		35.563	34.653	23.456	31.433	226.2
14	2'04.978	*	35.639	34.783	23.185*	31.371	225.7
15	**2'04.461**		35.459	34.520	23.191	31.291	226.2

10th 38 David SALVADOR — Red Bull MotoGP Roo SPA

Runs=2 Total laps=14 Full laps=9

Lap	Lap Time		T1	T2	T3	T4	Speed
1	2'31.956		32.237	36.980	24.382	31.985	230.0
2	**2'06.431**		35.863	35.396	23.308	31.864	223.8
3	**2'07.989**		35.460	34.957	23.421	34.151	176.7
4	**2'05.678**		35.312	34.738	23.661	31.967	223.8
5	**2'05.107**		35.191	34.980	23.172	31.764	221.5
6	2'10.409	*	35.378	39.979*	23.435	31.617	223.4
7	2'04.377	*	35.204	34.597	22.992	31.584*	221.5
8	2'11.799	P	35.318	35.735	23.220	37.526	221.5
9	3'11.537		31.361	34.934	23.252	31.639	219.7
10	**2'04.752**		35.346	34.775	23.073	31.558	222.5
11	**2'04.973**		35.552	34.642	23.209	31.570	222.9
12	**2'04.898**		35.317	34.690	23.209	31.682	222.5
13	**2'04.473**		35.317	34.533	22.961	31.662	221.1
14	**2'04.577**		35.069	34.622	23.225	31.661	222.0

11th 7 Daniel MUÑOZ — Red Bull MotoGP Roo SPA

Runs=1 Total laps=15 Full laps=7

Lap	Lap Time		T1	T2	T3	T4	Speed
1	2'33.984		33.224	37.943	25.512	32.206	225.2
2	2'08.191	*	36.502	35.810*	23.977	31.902	232.0
3	**2'06.162**		35.564	35.173	23.576	31.849	226.6
4	2'05.630	*	35.521	34.967*	23.549	31.593*	230.5
5	2'06.142	*	35.563	35.353	23.459	31.767*	226.6
6	**2'05.468**		35.353	34.860	23.409	31.846	223.8
7	2'05.809	*	35.476	34.994*	23.590	31.749	228.1
8	2'09.987	*	35.470	37.116*	24.345	33.056	203.6
9	2'05.048	*	35.216	35.054*	23.140	31.638*	225.7
10	**2'06.673**		35.678	35.052	23.428	32.515	217.1
11	**2'04.781**		35.197	34.777	23.381	31.426	229.0
12	**2'05.389**		35.096	35.202	23.277	31.814	224.3
13	**2'07.810**		35.084	35.930	24.982	31.814	225.7
14	2'04.968	*	35.232	34.834	23.389*	31.513	228.6
15	**2'04.760**		35.112	34.857	23.242	31.549	227.6

12th 84 Zonta VAN DEN GO — Red Bull MotoGP Roo NED

Runs=2 Total laps=14 Full laps=10

Lap	Lap Time		T1	T2	T3	T4	Speed
1	2'39.922		32.229	37.075	24.493	32.122	222.9
2	**2'07.151**		36.745	35.202	23.752	31.452	225.2
3	**2'05.631**		35.778	35.023	23.477	31.353	227.1
4	2'11.303	P	35.749	35.059	23.940	36.555	231.5
5	3'17.974		30.442	35.310	23.436	32.056	222.0
6	2'06.053	*	35.839	34.952*	23.264	31.998	221.5

Fastest Lap:	Pedro ACOSTA	Red Bull MotoGP Roo SPA	**2'03.321**	34.849	34.428	22.865	31.179

DORNA DATA PROCESSING -TIMING SERVICE DORNA DATA PROCESSING TIMING SERVICE DORNA DATA PROCESSING TIMING SERVICE DORNA DATA PROCESSING TIMING SERVICE DORNA DATA PROCESSING TIMING SERVICE DORNA DATA PROCESSING TIMING SERVICE DORNA DATA PROCESSING TIMING SERVICE DORNA DATA PROCCEESSS

Free Practice Nr. 1

RookiesCup

Lap	Lap Time		T1	T2	T3	T4	Speed
7	2'05.557		35.704	34.849	23.069	31.935	221.1
8	2'05.480		35.694	34.755	23.121	31.910	220.2
9	2'05.332		35.512	34.766	23.204	31.850	221.1
10	2'04.915		35.382	34.609	23.197	31.727	222.9
11	2'05.150		35.595	34.675	23.178	31.702	222.9
12	2'04.806		35.339	34.609	23.158	31.700	222.5
13	2'05.119		35.560	34.726	23.118	31.715	220.6
14	2'05.770		35.618	34.919	23.369	31.864	222.5

13th 24 Ivan ORTOLÁ — Red Bull MotoGP Roo SPA

Runs=1 Total laps=15 Full laps=13

Lap	Lap Time		T1	T2	T3	T4	Speed
1	2'28.905		34.025	38.575	25.631	32.755	224.8
2	2'10.291		37.811	36.540	24.025	31.915	225.2
3	2'07.922		36.300	35.867	24.040	31.715	228.1
4	2'06.516		36.193	35.178	23.520	31.625	229.0
5	2'06.657		35.856	35.297	23.753	31.751	230.0
6	2'05.404		35.328	35.409	23.198	31.469	226.6
7	2'05.613		35.498	34.941	23.308	31.866	223.8
8	2'08.853		36.223	36.362	24.173	32.095	223.8
9	2'05.239		35.558	34.829	23.323	31.529	224.3
10	2'07.320		35.015	34.891	25.706	31.708	224.3
11	2'05.069		35.176	34.982	23.061	31.850	222.9
12	2'06.080		35.736	35.261	23.420	31.663	223.8
13	2'04.989		34.916	34.970	23.783	31.320	230.0
14	2'03.479	*	34.832	34.618	22.833*	31.196*	229.5
15	2'05.205		35.357	34.829	23.443	31.576	224.8

14th 48 Gabin PLANQUES — Red Bull MotoGP Roo FRA

Runs=1 Total laps=15 Full laps=11

Lap	Lap Time		T1	T2	T3	T4	Speed
1	2'27.428		32.809	37.733	25.639	32.984	222.9
2	2'08.837		36.879	35.999	23.914	32.045	221.1
3	2'08.255		36.374	36.036	23.995	31.850	225.7
4	2'07.669	*	36.114	35.688*	23.949	31.918	225.2
5	2'05.392		35.402	35.130	23.310	31.550	229.5
6	2'05.680		35.453	35.146	23.315	31.766	226.6
7	2'05.459		35.718	34.788	23.318	31.635	223.8
8	2'09.742		37.797	36.542	23.480	31.923	223.8
9	2'05.757	*	35.775	35.035*	23.214	31.733	222.9
10	2'08.532		35.995	35.138	24.028	33.371	210.0
11	2'05.182		35.267	35.092	23.497	31.326	232.0
12	2'05.375		35.258	35.088	23.438	31.591	226.6
13	2'05.473		35.184	34.991	23.897	31.401	228.1
14	2'04.984	*	35.182	34.970	23.196*	31.636	223.8
15	2'05.086		35.841	34.687	23.173	31.385	231.0

15th 11 Alex ESCRIG — Red Bull MotoGP Roo SPA

Runs=1 Total laps=15 Full laps=9

Lap	Lap Time		T1	T2	T3	T4	Speed
1	2'28.121		35.450	39.161	25.598	33.825	222.0
2	2'11.781	*	38.775	36.753*	24.069	32.184	224.8
3	2'08.658		37.007	35.913	23.851	31.887	226.2
4	2'07.907		36.340	35.659	23.728	32.180	222.5
5	2'08.142		36.303	35.840	23.709	32.290	222.5
6	2'08.881		36.240	35.928	24.308	32.405	219.7
7	2'05.944		35.831	35.020	23.315	31.778	222.0
8	2'06.175		35.540	35.300	23.388	31.947	222.9
9	2'06.305	*	35.823	35.231*	23.425	31.826	223.4
10	2'05.406		35.545	35.042	23.235	31.584	223.8
11	2'05.738		35.827	35.215	23.095	31.601	224.8
12	2'04.970	*	35.462	34.767	23.238	31.503*	227.6
13	2'05.179		35.445	34.922	23.336	31.476	224.8
14	2'04.917	*	35.493	34.916	23.171*	31.337	225.2
15	2'04.873	*	35.354	34.882*	23.020	31.617	223.8

16th 19 Scott OGDEN — Red Bull MotoGP Roo GBR

Runs=1 Total laps=14 Full laps=12

Lap	Lap Time		T1	T2	T3	T4	Speed
1	2'35.688		34.909	39.354	26.426	33.487	224.3
2	2'12.445		38.200	36.769	24.825	32.651	223.4
3	2'09.633		36.815	35.946	24.277	32.595	221.5
4	2'08.086		36.238	35.732	23.963	32.153	222.5
5	2'07.571		36.075	35.581	23.830	32.085	223.4
6	2'07.686		36.312	35.488	23.692	32.194	220.6
7	2'07.414		35.998	35.685	23.547	32.184	219.3
8	2'06.747		36.010	35.223	23.421	32.093	219.3
9	2'06.683		35.825	35.198	23.499	32.161	218.4
10	2'06.408		35.609	35.404	23.523	31.872	220.6
11	2'05.869		35.624	35.011	23.657	31.577	224.3
12	2'08.189		36.399	35.700	23.881	32.209	223.4
13	2'06.242		35.569	35.040	23.506	32.127	219.3
14	2'08.840	*	35.889	35.774	23.872*	33.305	211.2

17th 23 Alex MILLAN — Red Bull MotoGP Roo SPA

Runs=2 Total laps=14 Full laps=11

Lap	Lap Time		T1	T2	T3	T4	Speed
1	2'31.198		34.938	38.764	25.261	33.221	218.0
2	2'10.910		37.572	36.646	24.397	32.295	225.2
3	2'08.483		36.481	36.061	23.723	32.218	221.1
4	2'07.557		36.268	35.700	23.361	32.228	222.0
5	2'07.932		36.501	35.654	23.729	32.048	226.6
6	2'07.691		36.955	35.527	23.444	31.765	225.2
7	2'06.195		35.985	35.207	23.205	31.798	223.8
8	2'05.895		35.645	35.076	23.187	31.987	224.8
9	2'06.113		35.814	35.125	23.484	31.690	225.7
10	2'08.047		36.178	36.572	23.483	31.814	224.3
11	2'13.101	P	35.654	35.182	23.870	38.395	218.4
12	3'10.654		30.555	35.614	23.461	32.266	219.3
13	2'06.665		35.916	35.289	23.406	32.054	218.0
14	2'06.520		35.955	35.222	23.334	32.009	219.7

18th 5 Tatchakorn BUASRI — Red Bull MotoGP Roo THA

Runs=2 Total laps=14 Full laps=8

Lap	Lap Time		T1	T2	T3	T4	Speed
1	3'12.610		34.082	39.173	25.704	33.340	219.7
2	2'12.028		37.801	37.247	24.312	32.668	221.5
3	2'10.504		37.679	36.463	24.004	32.358	220.2
4	2'08.722		36.721	36.018	23.770	32.213	221.1
5	2'13.958	P	36.268	36.080	23.792	37.818	222.0
6	3'01.653	*	32.002	36.681	24.239	32.422*	221.5
7	2'07.686	*	36.263	35.521	23.728	32.174*	221.5
8	2'06.958		35.986	35.293	23.422	32.257	220.2
9	2'06.553		35.919	35.245	23.379	32.010	220.6
10	2'06.470		35.631	35.481	23.340	32.018	222.5
11	2'06.177		35.783	35.291	23.199	31.904	223.4
12	2'07.172		35.849	35.541	23.485	32.297	220.2
13	2'12.412	*	37.415	39.037	23.283*	32.677*	211.2

Fastest Lap:	Pedro ACOSTA	Red Bull MotoGP Roo	SPA	**2'03.321**	34.849	34.428	22.865	31.179

DORNA DATA PROCESSING _TIMING SERVICE DORNA DATA PROCESSING TIMING SERVICE DORNA DATA PROCESSING TIMING SERVICE DORNA DATA PROCESSING TIMING SERVICE DORNA DATA PROCESSING TIMING SERVICE DORNA DATA PROCESSING TIMING SERVICE DORNA DATA PROCESSING TIMING SERVICE DORNA DATA PROCCEESSS

Free Practice Nr. 1

RookiesCup

Lap	Lap Time		T1	T2	T3	T4	Speed
14	2'05.703	*	35.715	35.160	23.289	31.539*	230.5

19th 89 Marcos URIARTE

Red Bull MotoGP Roo SPA

Runs=2 Total laps=14 Full laps=3

Lap	Lap Time		T1	T2	T3	T4	Speed
1	2'32.406		33.754	38.379	25.319	32.809	225.2
2	2'10.743	*	38.054	36.488*	24.299	31.902*	230.5
3	2'08.050	*	36.582	35.999*	23.790	31.679	229.5
4	**2'07.631**		36.779	35.487	23.774	31.591	228.6
5	2'07.264	*	36.154	35.489*	23.791	31.830*	232.5
6	2'07.914	*	37.588	35.322	23.418	31.586*	226.2
7	**2'07.111**		36.062	35.415	23.689	31.945	220.6
8	2'06.478	*	35.802	35.298*	23.332	32.046*	221.1
9	2'05.974	*	35.550	35.107*	23.274	32.043*	220.2
10	2'06.197	*	35.555	35.250	23.560	31.832*	221.5
11	2'14.073	P	35.764	35.221	24.286	38.802	210.8
12	3'50.750	*	34.077	36.314	23.987	33.183*	220.6
13	2'07.124	*	36.169	35.537	23.562*	31.856*	222.5
14	**2'06.312**		35.633	35.180	23.924	31.575	226.2

20th 88 Artem MARAEV

Red Bull MotoGP Roo RUS

Runs=2 Total laps=14 Full laps=8

Lap	Lap Time		T1	T2	T3	T4	Speed
1	2'34.561		34.096	39.190	25.513	33.177	221.5
2	2'10.563	*	37.409	36.358	24.385	32.411*	222.9
3	2'08.172	*	36.500	35.656	23.884	32.132*	223.8
4	**2'08.122**		36.149	35.666	24.191	32.116	225.2
5	**2'07.668**		36.064	35.843	23.735	32.026	222.9
6	**2'06.478**		36.028	35.101	23.523	31.826	223.8
7	2'08.636	*	36.312	35.765*	24.494	32.065	218.4
8	**2'06.832**		35.896	35.315	23.624	31.997	218.9
9	**2'06.777**		36.033	35.081	23.499	32.164	217.5
10	**2'06.540**		35.879	35.301	23.532	31.828	218.9
11	**2'07.075**		35.896	35.575	23.519	32.085	220.2
12	2'15.196	P	37.338	36.806	23.804	37.248	222.5
13	3'08.270		32.812	35.942	24.220	32.398	217.5
14	**2'08.077**		36.435	35.623	23.918	32.101	219.7

21st 58 Luca LUNETTA

Red Bull MotoGP Roo ITA

Runs=1 Total laps=14 Full laps=11

Lap	Lap Time		T1	T2	T3	T4	Speed
1	2'35.684		34.436	39.076	25.743	33.345	223.8
2	**2'11.450**		37.520	36.656	24.647	32.627	221.5
3	**2'08.893**		36.633	35.730	24.099	32.431	222.5
4	**2'08.045**		36.213	35.594	23.857	32.381	221.1
5	**2'07.448**		35.865	35.697	23.773	32.113	222.9
6	**2'07.618**		36.216	35.720	23.617	32.065	220.6
7	**2'07.234**		35.979	35.413	23.485	32.357	218.4
8	2'07.006	*	35.896	35.472	23.498	32.140*	220.2
9	**2'07.018**		35.813	35.463	23.410	32.332	218.4
10	**2'06.946**		35.843	35.601	23.357	32.145	220.2
11	**2'06.952**		36.003	35.538	23.524	31.887	221.1
12	**2'07.000**		36.005	35.324	23.416	32.255	220.2
13	**2'07.806**		35.746	35.503	24.465	32.092	220.2
14	2'07.492	*	35.658	35.940	23.810*	32.084	220.2

22nd 29 Billy VAN EERDE

Red Bull MotoGP Roo AUS

Runs=2 Total laps=8 Full laps=5

Lap	Lap Time		T1	T2	T3	T4	Speed
1	2'32.400		33.713	38.043	25.226	32.622	218.9
2	2'10.448	*	37.773	36.412*	24.394	31.869	227.1
3	**2'07.943**		36.452	35.864	23.877	31.750	225.7
4	**2'07.493**		36.527	35.615	23.442	31.909	225.7
5	**2'07.610**		36.146	35.630	23.680	32.154	222.0
	unfinished						
6	2'14.770	*	35.841*	39.195	26.186	33.543	217.1
7	**2'15.146**		39.127	37.895	25.415	32.709	218.9

23rd 6 Phillip TONN

Red Bull MotoGP Roo GER

Runs=2 Total laps=13 Full laps=4

Lap	Lap Time		T1	T2	T3	T4	Speed
1	2'32.111		34.450	38.833	25.629	33.420	215.8
2	**2'10.127**		36.937	36.430	24.185	32.575	218.0
3	**2'08.582**		36.559	36.019	23.787	32.217	221.1
4	**2'08.112**		37.004	35.427	23.715	31.966	221.5
5	2'08.200	*	36.168	35.737	24.314	31.981*	223.4
6	2'08.251	*	36.577	35.824*	23.708	32.142	220.2
7	2'09.007	*	36.386	35.651*	24.553	32.417	216.7
8	2'08.191	*	36.137	35.871*	23.713	32.470	215.0
9	**2'08.562**		36.593	35.823	23.626	32.520	213.7
10	2'08.023	*	36.274	36.029*	23.606	32.114	217.1
11	2'10.859	*	36.249	35.895*	26.115	32.600	217.1
12	2'16.668	P	36.928	36.206	24.483	39.051	214.5
	unfinished		34.830	37.449			

24th 39 Bartholomé PERRI

Red Bull MotoGP Roo FRA

Runs=2 Total laps=13 Full laps=2

Lap	Lap Time		T1	T2	T3	T4	Speed
1	2'29.375		33.816	38.729	25.840	33.061	220.2
2	2'13.267	*	38.230	36.669*	24.629	33.739	221.5
3	2'09.669	*	36.986	36.091*	24.366	32.226	221.1
4	2'08.920	*	36.639	36.100*	23.994	32.187	220.6
5	2'14.238	P	36.109	35.898*	24.345	37.886	219.7
6	4'14.164	*	30.884	36.628*	23.956	32.548*	215.0
7	2'08.545	*	36.358	35.789*	23.803	32.595*	214.1
8	**2'08.737**		36.480	35.563	23.885	32.809	212.8
9	2'08.113	*	36.480	35.589*	23.686	32.358	214.5
10	2'07.979	*	36.059	35.547*	23.916	32.457*	215.8
11	2'07.912	*	36.347	35.388*	23.764	32.413	218.4
12	**2'08.572**		36.146	35.775	24.081	32.570	213.3
13	2'19.952	*	36.934	39.240*	30.585	33.193	212.4

Fastest Lap:	Pedro ACOSTA	Red Bull MotoGP Roo	SPA	**2'03.321**	34.849	34.428	22.865	31.179

DORNA DATA PROCESSING -TIMING SERVICE DORNA DATA PROCESSING TIMING SERVICE DORNA DATA PROCESSING TIMING SERVICE DORNA DATA PROCESSING TIMING SERVICE DORNA DATA PROCESSING TIMING SERVICE DORNA DATA PROCESSING TIMING SERVICE DORNA DATA PROCESSING TIMING SERVICE DORNA DATA PROCCEESSS

Alcañiz, Friday, October 16, 2020