




5077 m.

## GRAN PREMIO LIQUI MOLY DE TERUEL

### Free Practice Nr. 1

### Classification

	Rider	Nation	Team	Motorcycle	Time	Lap Total	Gap	Top Speed
1	37 Pedro ACOSTA	SPA	Red Bull MotoGP Rookies Cup	KTM	<b>2'02.619</b>	13 14		<b>224.3</b>
2	80 David ALONSO	COL	Red Bull MotoGP Rookies Cup	KTM	<b>2'03.229</b>	10 15	0.610 0.610	<b>232.0</b>
3	96 Daniel HOLGADO	SPA	Red Bull MotoGP Rookies Cup	KTM	<b>2'03.300</b>	12 14	0.681 0.071	<b>226.6</b>
4	7 Daniel MUÑOZ	SPA	Red Bull MotoGP Rookies Cup	KTM	<b>2'03.404</b>	9 15	0.785 0.104	<b>235.0</b>
5	24 Ivan ORTOLÁ	SPA	Red Bull MotoGP Rookies Cup	KTM	<b>2'03.444</b>	14 15	0.825 0.040	<b>231.0</b>
6	64 David MUÑOZ	SPA	Red Bull MotoGP Rookies Cup	KTM	<b>2'03.636</b>	4 14	1.017 0.192	<b>230.5</b>
7	29 Billy VAN EERDE	AUS	Red Bull MotoGP Rookies Cup	KTM	<b>2'03.771</b>	10 15	1.152 0.135	<b>235.0</b>
8	38 David SALVADOR	SPA	Red Bull MotoGP Rookies Cup	KTM	<b>2'03.801</b>	4 14	1.182 0.030	<b>230.0</b>
9	33 Izan GUEVARA	SPA	Red Bull MotoGP Rookies Cup	KTM	<b>2'03.905</b>	10 15	1.286 0.104	<b>229.5</b>
10	89 Marcos URIARTE	SPA	Red Bull MotoGP Rookies Cup	KTM	<b>2'03.983</b>	12 15	1.364 0.078	<b>235.0</b>
11	34 Mario AJI	INA	Red Bull MotoGP Rookies Cup	KTM	<b>2'03.990</b>	10 15	1.371 0.007	<b>230.5</b>
12	95 Collin VEIJER	NED	Red Bull MotoGP Rookies Cup	KTM	<b>2'04.131</b>	6 14	1.512 0.141	<b>231.5</b>
13	5 Tatchakorn BUASRI	THA	Red Bull MotoGP Rookies Cup	KTM	<b>2'04.131</b>	10 15	1.512	<b>231.0</b>
14	23 Alex MILLAN	SPA	Red Bull MotoGP Rookies Cup	KTM	<b>2'04.225</b>	12 15	1.606 0.094	<b>231.0</b>
15	58 Luca LUNETTA	ITA	Red Bull MotoGP Rookies Cup	KTM	<b>2'04.258</b>	11 15	1.639 0.033	<b>230.0</b>
16	28 Matteo BERTELLE	ITA	Red Bull MotoGP Rookies Cup	KTM	<b>2'04.283</b>	13 13	1.664 0.025	<b>223.4</b>
17	11 Alex ESCRIG	SPA	Red Bull MotoGP Rookies Cup	KTM	<b>2'04.386</b>	10 15	1.767 0.103	<b>229.0</b>
18	84 Zonta VAN DEN GOORBE	NED	Red Bull MotoGP Rookies Cup	KTM	<b>2'04.413</b>	4 14	1.794 0.027	<b>232.5</b>
19	48 Gabin PLANQUES	FRA	Red Bull MotoGP Rookies Cup	KTM	<b>2'04.499</b>	11 15	1.880 0.086	<b>231.5</b>
20	6 Phillip TONN	GER	Red Bull MotoGP Rookies Cup	KTM	<b>2'04.748</b>	14 15	2.129 0.249	<b>228.1</b>
21	88 Artem MARAEV	RUS	Red Bull MotoGP Rookies Cup	KTM	<b>2'04.775</b>	5 14	2.156 0.027	<b>227.6</b>
22	55 Noah DETTWILER	SWI	Red Bull MotoGP Rookies Cup	KTM	<b>2'04.887</b>	5 15	2.268 0.112	<b>230.0</b>
23	19 Scott OGDEN	GBR	Red Bull MotoGP Rookies Cup	KTM	<b>2'05.048</b>	4 15	2.429 0.161	<b>233.0</b>
24	39 Bartholomé PERRIN	FRA	Red Bull MotoGP Rookies Cup	KTM	<b>2'05.597</b>	5 14	2.978 0.549	<b>229.5</b>

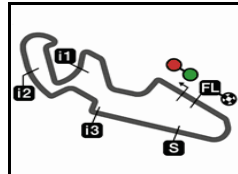
Practice condition: **Dry**Air: **20°**Humidity: **40%**Ground: **26°**

<b>Fastest Lap:</b>	Lap: 13	<b>Pedro ACOSTA</b>	<b>2'02.619</b>	149 Km/h
<b>Best Race Lap:</b>	2020	<b>David SALVADOR</b>	<b>2'01.601</b>	150.3 Km/h
<b>All Time Lap Record:</b>	2018	<b>Xavier ARTIGAS</b>	<b>2'01.441</b>	150.5 Km/h

The results are provisional until the end of the limit for protest and appeals.

Time limit for protest expires 30' after publication of the results - ..... Time: .....

DORNA DATA PROCESSING TIMING SERVICE DORNA DATA PROCESSING TIMING SERVICE DORNA DATA PROCESSING TIMING SERVICE DORNA DATA PROCESSING TIMING SERVICE DORNA DATA PROCESSING TIMING SERVICE DORNA DATA PROCESSING TIMING SERVICE DORNA DATA PROCESSING TIMING SERVICE DORNA DATA PROCESSING TIMING SERVICE DORNA DATA PROCESSING TIMING SERVICE DORNA DATA PROCCESSS

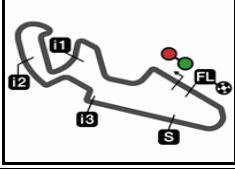


5077 m.

**GRAN PREMIO LIQUI MOLY DE TERUEL****Free Practice Nr. 1****Top Speed & Average**

<i>Rider</i>	<i>Nation</i>	<i>Motorcycle</i>	<i>Top 5 speeds</i>					<i>Average</i>	<i>Top</i>
7 Daniel MUÑOZ	SPA	KTM	235.0	229.5	229.0	228.6	228.1	230.0	<b>235.0</b>
29 Billy VAN EERDE	AUS	KTM	235.0	229.5	228.6	228.6	228.1	230.0	<b>235.0</b>
89 Marcos URIARTE	SPA	KTM	235.0	234.0	233.0	232.0	230.0	232.3	<b>235.0</b>
19 Scott OGDEN	GBR	KTM	233.0	230.5	230.5	230.5	228.6	230.6	<b>233.0</b>
84 Zonta VAN DEN GOORBERGH	NED	KTM	232.5	230.5	229.5	228.6	228.6	229.9	<b>232.5</b>
80 David ALONSO	COL	KTM	232.0	227.6	227.6	227.6	227.1	228.4	<b>232.0</b>
48 Gabin PLANQUES	FRA	KTM	231.5	228.1	227.6	227.1	226.6	228.2	<b>231.5</b>
95 Collin VEIJER	NED	KTM	231.5	231.5	224.3	224.3	223.8	226.5	<b>231.5</b>
5 Tatchakorn BUASRI	THA	KTM	231.0	230.5	230.5	230.0	230.0	230.4	<b>231.0</b>
23 Alex MILLAN	SPA	KTM	231.0	228.6	228.1	228.1	227.1	228.6	<b>231.0</b>
24 Ivan ORTOLÁ	SPA	KTM	231.0	230.5	230.0	226.2	225.7	228.2	<b>231.0</b>
34 Mario AJI	INA	KTM	230.5	230.0	228.6	226.2	226.2	228.3	<b>230.5</b>
64 David MUÑOZ	SPA	KTM	230.5	230.0	229.5	229.0	228.1	229.4	<b>230.5</b>
38 David SALVADOR	SPA	KTM	230.0	226.2	225.7	223.8	223.8	225.9	<b>230.0</b>
55 Noah DETTWILER	SWI	KTM	230.0	230.0	229.5	227.6	227.6	228.6	<b>230.0</b>
58 Luca LUNETTA	ITA	KTM	230.0	229.5	229.0	229.0	228.6	229.2	<b>230.0</b>
33 Izan GUEVARA	SPA	KTM	229.5	227.1	226.6	224.8	223.8	225.9	<b>229.5</b>
39 Bartholomé PERRIN	FRA	KTM	229.5	228.6	227.1	222.5	221.1	225.8	<b>229.5</b>
11 Alex ESCRIG	SPA	KTM	229.0	228.1	227.6	227.6	227.1	227.9	<b>229.0</b>
6 Phillip TONN	GER	KTM	228.1	225.7	225.7	225.7	225.2	226.1	<b>228.1</b>
88 Artem MARAEV	RUS	KTM	227.6	227.6	226.6	226.2	225.7	226.7	<b>227.6</b>
96 Daniel HOLGADO	SPA	KTM	226.6	226.2	224.8	223.8	223.4	224.7	<b>226.6</b>
37 Pedro ACOSTA	SPA	KTM	224.3	223.8	223.4	222.5	222.0	223.0	<b>224.3</b>
28 Matteo BERTELLE	ITA	KTM	223.4	222.9	222.9	222.9	222.0	222.6	<b>223.4</b>






5077 m.

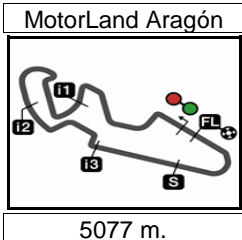
## GRAN PREMIO LIQUI MOLY DE TERUEL

### Free Practice Nr. 1

### Fastest Laps Sequence

<i>Practice Time</i>	 <i>Rider</i>	<i>Nation</i>	<i>Motorcycle</i>	<i>Time</i>	<i>Km/h</i>	<i>Rider's Lap</i>
4'15.947	37 Pedro ACOSTA	SPA	KTM	2'04.582	146.7	2
6'19.654	37 Pedro ACOSTA	SPA	KTM	2'03.707	147.7	3
8'31.405	64 David MUÑOZ	SPA	KTM	2'03.636	147.8	4
15'42.789	37 Pedro ACOSTA	SPA	KTM	2'03.567	147.9	7
19'14.267	7 Daniel MUÑOZ	SPA	KTM	2'03.404	148.1	9
19'49.492	37 Pedro ACOSTA	SPA	KTM	2'03.050	148.5	9
26'55.495	37 Pedro ACOSTA	SPA	KTM	2'02.952	148.6	12
28'58.114	37 Pedro ACOSTA	SPA	KTM	2'02.619	149.0	13

DORNA DATA PROCESSING TIMING SERVICE DORNA DATA PROCESSING TIMING SERVICE DORNA DATA PROCESSING TIMING SERVICE DORNA DATA PROCESSING TIMING SERVICE DORNA DATA PROCESSING TIMING SERVICE DORNA DATA PROCESSING TIMING SERVICE DORNA DATA PROCESSING TIMING SERVICE DORNA DATA PROCESSING TIMING SERVICE DORNA DATA PROCESSING TIMING SERVICE DORNA DATA PROCESSING TIMING SERVICE DORNA DATA PROCESSING TIMING SERVICE DORNA DATA PROCCEESSS



Results and timing service provided by **TISSOT**

# RookiesCup

## GRAN PREMIO LIQUI MOLY DE TERUEL

### Free Practice Nr. 1

### Chronological Analysis of Performances

\* Lap / Sector time cancelled      **T1** Time from finish line to 1st intermedate      **T3** Time from 2nd intermed. to 3rd intermed.  
**P** Crossing the finish line in pit lane      **T2** Time from 1st intermed. to 2nd intermed.      **T4** Time from 3rd intermedate to finish line

Lap	Lap Time	T1	T2	T3	T4	Speed	Lap	Lap Time	T1	T2	T3	T4	Speed	
<b>1st 37 Pedro ACOSTA</b> Red Bull MotoGP Roo SPA														
Runs=3			Total laps=14				Full laps=9							
1	2'11.365	29.398	35.529	26.176	32.213	216.2	10	2'07.406 *	35.155	34.838*	23.379	34.034*	191.7	
2	<b>2'04.582</b>	35.088	34.985	22.995	31.514	221.5	11	<b>2'05.245</b>	35.482	34.872	23.261	31.630	224.8	
3	<b>2'03.707</b>	34.926	34.599	22.637	31.545	221.1	12	<b>2'03.300</b>	34.791	34.459	<b>22.736</b>	<b>31.314</b>	<b>226.6</b>	
4	<b>2'05.772</b>	34.985	34.496	23.809	32.482	209.1	13	<b>2'03.720</b>	34.793	<b>34.445</b>	22.830	31.652	221.5	
5	<u>2'09.898</u> P	34.697	<u>34.482</u>	<u>23.264</u>	<u>37.455</u>	<u>206.7</u>	14	<b>2'06.942</b>	35.995	35.199	24.223	31.525	226.2	
6	3'03.898	29.655	35.703	23.222	32.569	208.3								
7	<b>2'03.567</b>	34.751	34.504	22.641	31.671	223.8								
8	<b>2'03.653</b>	34.713	34.368	22.843	31.729	222.0								
9	<b>2'03.050</b>	34.683	34.317	22.595	31.455	222.5								
10	<u>2'08.622</u> P	34.631	<u>34.368</u>	<u>22.778</u>	<u>36.845</u>	<u>209.5</u>								
11	<u>2'54.429</u>	29.021	35.208	22.942	31.846	219.7								
12	<b>2'02.952</b>	34.569	34.408	<b>22.562</b>	31.413	222.0								
13	<b>2'02.619</b>	<b>34.360</b>	<b>34.310</b>	22.614	<b>31.335</b>	<b>224.3</b>								
14	<b>2'05.678</b>	35.784	35.405	22.962	31.527	223.4								
<b>4th 7 Daniel MUÑOZ</b> Red Bull MotoGP Roo SPA														
Runs=1			Total laps=15				Full laps=10							
1	2'18.319	32.110	36.082	24.169	31.798	229.0	10	<b>2'03.605</b>	34.825	34.612	22.926	31.242	229.5	
2	<b>2'05.947</b>	35.781	35.369	23.267	31.530	226.6	11	<b>2'03.885</b>	<b>34.571</b>	34.495	23.014	31.805	224.8	
3	2'03.631 *	34.976	34.636*	23.079	<b>30.940</b>	<b>235.0</b>	12	<b>2'19.715</b>	36.969	39.709	25.177	37.860	183.3	
4	2'03.242 *	34.749	34.198*	<b>22.898</b>	31.397	228.6	13	2'07.991 *	35.290	37.587*	23.304	31.810	225.2	
5	<b>2'05.117</b>	35.268	34.531	22.970	32.348	224.8	14	<b>2'04.586</b>	34.992	34.760	23.088	31.746	223.8	
6	<b>2'08.110</b>	35.168	34.682	26.916	31.344	227.6	15	<b>2'03.797</b>	34.777	34.426	22.920	31.674	225.2	
7	2'16.424 *	37.106	43.095*	24.103	32.120	217.1								
8	<b>2'10.073</b>	34.910	34.806	27.031	33.326	203.6								
9	<b>2'03.404</b>	34.782	<b>34.350</b>	23.039	31.233	228.1								
<b>5th 24 Ivan ORTOLÁ</b> Red Bull MotoGP Roo SPA														
Runs=1			Total laps=15				Full laps=12							
1	2'16.265	33.427	36.523	23.932	32.045	223.8	10	<b>2'05.170</b>	35.063	35.340	23.034	31.733	223.4	
2	<b>2'05.811</b>	35.328	35.657	23.471	31.355	230.5	11	<b>2'09.108</b>	37.195	36.839	23.452	31.622	225.7	
3	<b>2'04.728</b>	35.169	34.952	22.984	31.623	222.9	12	<b>2'04.221</b>	34.918	34.574	23.325	31.404	222.5	
4	<b>2'04.309</b>	35.143	34.784	<b>22.893</b>	31.489	<b>231.0</b>	13	<b>2'09.612</b>	<b>34.715</b>	34.415	27.083	33.399	221.5	
5	2'06.192 *	35.817	35.225*	23.642	31.508	226.2	14	<b>2'03.444</b>	34.756	<b>34.373</b>	23.007	<b>31.308</b>	230.0	
6	<b>2'06.606</b>	34.985	35.091	22.970	33.560	202.1	15	2'05.181 *	34.889	35.252*	23.594	31.446	225.7	
7	<b>2'18.416</b>	41.841	39.848	23.968	32.759	218.0								
8	<b>2'05.358</b>	34.995	34.611	23.972	31.780	223.4								
9	<b>2'04.022</b>	34.994	34.521	22.920	31.587	224.8								
<b>6th 64 David MUÑOZ</b> Red Bull MotoGP Roo SPA														
Runs=2			Total laps=14				Full laps=11							
1	2'18.114	32.345	36.105	24.168	31.842	220.6								
2	<b>2'05.620</b>	35.790	35.095	23.273	31.462	229.0								

**Fastest Lap:** Pedro ACOSTA Red Bull MotoGP Roo SPA **2'02.619** 34.360 34.310 22.614 31.335

DORNA DATA PROCESSING TIMING SERVICE DORNA DATA PROCESSING TIMING SERVICE DORNA DATA PROCESSING TIMING SERVICE DORNA DATA PROCESSING TIMING SERVICE DORNA DATA PROCESSING TIMING SERVICE DORNA DATA PROCESSING TIMING SERVICE DORNA DATA PROCESSING TIMING SERVICE DORNA DATA PROCESSING TIMING SERVICE DORNA DATA PROCESSING TIMING SERVICE DORNA DATA PROCESSING TIMING SERVICE DORNA DATA PROCESSES





# Free Practice Nr. 1

# RookiesCup

Lap	Lap Time	T1	T2	T3	T4	Speed	Lap	Lap Time	T1	T2	T3	T4	Speed
9	2'04.618 *	35.020	34.703*	23.182	31.713	221.1	12	2'07.915	35.104	35.020	24.535	33.256	210.8
10	2'11.999 P	35.959	36.113*	23.828	36.099	218.9	13	2'05.155	35.292	35.122	23.467	31.274	230.0
11	3'19.896	29.802	35.116	23.258	31.678	222.9	14	2'04.438	35.154	34.830	23.048	31.406	229.5
12	2'04.329	34.950	34.673	23.128	31.578	222.0	15	2'11.211	38.793	36.879	23.641	31.898	225.2
13	2'04.338	35.061	34.610	23.029	31.638	220.6							
14	2'06.234	34.937	36.466	23.224	31.607	224.3							

**13th 5 Tatchakorn BUASRI** Red Bull MotoGP Roo THA  
Runs=1 Total laps=15 Full laps=11

1	2'19.252	33.181	36.438	24.420	31.686	223.4
2	2'06.080	35.654	35.343	23.377	31.706	226.6
3	2'05.437	35.342	34.964	23.497	31.634	226.6
4	2'04.320	34.975	34.811	23.206	31.328	230.5
5	2'06.014 *	35.449	35.273*	23.725	31.567	231.0
6	2'07.513	35.268	35.285	23.518	33.442	195.2
7	2'14.093	35.062	40.152	24.592	34.287	187.7
8	2'10.999	35.284	35.280	23.662	36.773	154.1
9	2'05.305	35.141	35.131	23.597	31.436	230.0
10	2'04.131	34.967	34.755	23.012	31.397	230.0
11	2'04.276 *	34.998	34.691	23.129	31.458*	230.5
12	2'15.704 *	35.189	40.064*	23.163	37.288	192.8
13	2'07.019	35.675	36.204	23.231	31.909	225.7
14	2'05.129	35.116	34.936	23.320	31.757	226.2
15	2'04.538	35.205	34.827	22.885	31.621	228.1

**14th 23 Alex MILLAN** Red Bull MotoGP Roo SPA  
Runs=1 Total laps=15 Full laps=12

1	2'14.157	31.854	36.775	24.497	31.993	222.0
2	2'07.033	36.324	35.454	23.470	31.785	218.9
3	2'05.879	35.924	35.046	23.571	31.338	224.3
4	2'04.779	35.462	34.872	23.090	31.355	228.6
5	2'05.511 *	35.361	34.976*	23.776	31.398	226.6
6	2'06.603	35.311	34.765	23.119	33.408	196.6
7	2'17.169	37.954	42.512	24.694	32.009	224.8
8	2'08.838	35.584	34.970	24.573	33.711	188.4
9	2'04.617 *	35.310	34.512	23.075	31.720*	224.8
10	2'07.270	35.683	36.659	23.440	31.488	228.1
11	2'04.591	35.290	34.810	23.165	31.326	225.2
12	2'04.225	35.111	34.426	23.398	31.290	231.0
13	2'05.204	35.123	35.174	23.608	31.299	228.1
14	2'04.600	35.545	34.681	23.159	31.215	227.1
15	2'10.352	38.377	36.817	23.379	31.779	224.8

**15th 58 Luca LUNETTA** Red Bull MotoGP Roo ITA  
Runs=1 Total laps=15 Full laps=12

1	2'16.581	32.221	37.142	24.481	31.872	225.2
2	2'06.164	36.094	35.290	23.290	31.490	224.8
3	2'05.697	35.740	35.175	23.472	31.310	229.0
4	2'04.788	35.164	34.972	23.122	31.530	227.6
5	2'06.634 *	35.170	35.864*	23.620	31.980	219.3
6	2'05.197	35.310	34.991	23.353	31.543	229.0
7	2'13.221 *	36.501	38.931*	25.200	32.589	211.2
8	2'10.624	36.298	35.884	24.533	33.909	193.8
9	2'05.055	35.189	34.890	23.138	31.838	223.8
10	2'04.700	35.356	34.909	23.022	31.413	228.1
11	2'04.258	34.997	34.634	23.147	31.480	228.6

**16th 28 Matteo BERTELLE** Red Bull MotoGP Roo ITA  
Runs=2 Total laps=13 Full laps=8

1	2'13.908	31.666	36.928	24.448	32.088	222.9
2	2'05.944	35.805	35.157	23.195	31.787	222.0
3	2'05.246	35.308	34.798	23.178	31.962	222.9
4	2'04.927 *	35.375	34.773*	23.004	31.775	222.0
5	2'14.203 P	35.274	36.781	24.282	37.866	221.5
6	5'23.995	31.925	36.437	23.803	32.066	222.9
7	2'05.637 *	35.753	34.886*	23.168	31.830	222.0
8	2'04.868	35.340	34.732	22.924	31.872	221.1
9	2'04.440	35.134	34.715	22.827	31.764	220.2
10	2'04.571	35.219	34.783	22.875	31.694	221.5
11	2'10.521	38.002	37.400	23.273	31.846	220.6
12	2'04.396	35.246	34.701	22.837	31.612	220.6
13	2'04.283	35.137	34.553	22.923	31.670	223.4

**17th 11 Alex ESCRIG** Red Bull MotoGP Roo SPA  
Runs=1 Total laps=15 Full laps=12

1	2'13.053	31.809	36.293	23.923	31.781	223.4
2	2'05.563	35.558	35.033	23.262	31.710	224.3
3	2'11.032 *	35.388	36.097*	24.586	34.961	184.5
4	2'05.126	35.248	35.004	23.357	31.517	227.6
5	2'05.306	35.063	35.059	23.788	31.396	229.0
6	2'09.731 *	35.526	37.264*	25.329	31.612	225.2
7	2'08.974	35.405	37.219	24.136	32.214	220.6
8	2'14.248	35.711	35.799	29.693	33.045	197.3
9	2'05.122	35.411	34.960	23.105	31.646	224.8
10	2'04.386	35.017	34.822	23.240	31.307	227.6
11	2'05.688	35.270	35.254	23.719	31.445	227.1
12	2'04.717	35.040	34.863	23.253	31.561	228.1
13	2'05.161	35.271	34.847	23.254	31.789	224.3
14	2'05.386	35.188	34.879	23.451	31.868	222.5
15	2'04.745	34.981	34.842	23.052	31.870	221.5

**18th 84 Zonta VAN DEN GO** Red Bull MotoGP Roo NED  
Runs=2 Total laps=14 Full laps=11

1	2'18.438	31.789	35.886	24.094	31.645	223.8
2	2'05.991	35.923	35.269	23.334	31.465	228.6
3	2'04.616	35.166	34.794	23.210	31.446	232.5
4	2'04.413	35.320	34.810	23.002	31.281	228.6
5	2'06.285	35.161	36.056	23.673	31.395	230.5
6	2'04.714	35.239	34.853	23.353	31.269	229.5
7	2'12.125	37.504	38.386	23.614	32.621	223.4
8	2'07.998	35.906	36.710	23.550	31.832	225.2
9	2'10.220 P	35.399	34.953	23.281	36.587	218.4
10	3'29.385 *	31.484	35.673*	23.262	32.131	219.7
11	2'05.005	35.562	34.606	23.008	31.829	222.5
12	2'04.872	35.453	34.691	22.950	31.778	221.5
13	2'04.593	35.087	35.141	23.041	31.324	225.2
14	2'06.322	35.133	35.174	24.373	31.642	224.8

**Fastest Lap:** Pedro ACOSTA Red Bull MotoGP Roo SPA 2'02.619 34.360 34.310 22.614 31.335

DORNA DATA PROCESSING TIMING SERVICE DORNA DATA PROCESSING TIMING SERVICE DORNA DATA PROCESSING TIMING SERVICE DORNA DATA PROCESSING TIMING SERVICE DORNA DATA PROCESSING TIMING SERVICE DORNA DATA PROCESSING TIMING SERVICE DORNA DATA PROCESSING TIMING SERVICE DORNA DATA PROCCEESSS

