


5077 m.

GRAN PREMIO LIQUI MOLY DE TERUEL

Free Practice Nr. 2

Classification

	Rider	Nation	Team	Motorcycle	Time	Lap	Total	Gap	Top Speed
1	96 Daniel HOLGADO	SPA	Red Bull MotoGP Rookies Cup	KTM	2'01.434	7	14		226.2
2	37 Pedro ACOSTA	SPA	Red Bull MotoGP Rookies Cup	KTM	2'01.860	12	14	0.426 0.426	222.9
3	64 David MUÑOZ	SPA	Red Bull MotoGP Rookies Cup	KTM	2'02.104	6	15	0.670 0.244	228.1
4	84 Zonta VAN DEN GOORBE	NED	Red Bull MotoGP Rookies Cup	KTM	2'02.216	7	13	0.782 0.112	225.7
5	38 David SALVADOR	SPA	Red Bull MotoGP Rookies Cup	KTM	2'02.291	5	14	0.857 0.075	224.3
6	24 Ivan ORTOLÁ	SPA	Red Bull MotoGP Rookies Cup	KTM	2'02.321	14	15	0.887 0.030	232.0
7	80 David ALONSO	COL	Red Bull MotoGP Rookies Cup	KTM	2'02.343	8	14	0.909 0.022	225.2
8	33 Izan GUEVARA	SPA	Red Bull MotoGP Rookies Cup	KTM	2'02.437	4	15	1.003 0.094	227.1
9	28 Matteo BERTELLE	ITA	Red Bull MotoGP Rookies Cup	KTM	2'02.443	7	15	1.009 0.006	231.0
10	7 Daniel MUÑOZ	SPA	Red Bull MotoGP Rookies Cup	KTM	2'02.598	2	15	1.164 0.155	227.6
11	34 Mario AJI	INA	Red Bull MotoGP Rookies Cup	KTM	2'02.604	10	14	1.170 0.006	225.7
12	23 Alex MILLAN	SPA	Red Bull MotoGP Rookies Cup	KTM	2'02.656	4	14	1.222 0.052	226.6
13	89 Marcos URIARTE	SPA	Red Bull MotoGP Rookies Cup	KTM	2'02.716	3	14	1.282 0.060	227.1
14	95 Collin VEIJER	NED	Red Bull MotoGP Rookies Cup	KTM	2'02.878	10	15	1.444 0.162	229.0
15	48 Gabin PLANQUES	FRA	Red Bull MotoGP Rookies Cup	KTM	2'02.942	10	12	1.508 0.064	228.1
16	11 Alex ESCRIG	SPA	Red Bull MotoGP Rookies Cup	KTM	2'03.071	10	14	1.637 0.129	225.7
17	19 Scott OGDEN	GBR	Red Bull MotoGP Rookies Cup	KTM	2'03.114	11	15	1.680 0.043	230.0
18	5 Tatchakorn BUASRI	THA	Red Bull MotoGP Rookies Cup	KTM	2'03.153	3	13	1.719 0.039	227.6
19	29 Billy VAN EERDE	AUS	Red Bull MotoGP Rookies Cup	KTM	2'03.266	5	7	1.832 0.113	227.1
20	88 Artem MARAEV	RUS	Red Bull MotoGP Rookies Cup	KTM	2'03.420	6	15	1.986 0.154	222.9
21	58 Luca LUNETTA	ITA	Red Bull MotoGP Rookies Cup	KTM	2'03.526	7	15	2.092 0.106	227.6
22	55 Noah DETTWILER	SWI	Red Bull MotoGP Rookies Cup	KTM	2'03.568	12	15	2.134 0.042	227.6
23	6 Phillip TONN	GER	Red Bull MotoGP Rookies Cup	KTM	2'04.806	3	14	3.372 1.238	226.2
24	39 Bartholomé PERRIN	FRA	Red Bull MotoGP Rookies Cup	KTM	2'04.943	3	14	3.509 0.137	222.9

Practice condition: **Dry**

Air: 20°

Humidity: 40%

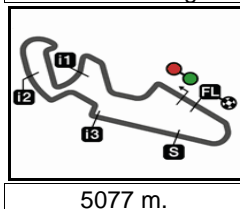
Ground: 23°

Fastest Lap:	Lap: 7	Daniel HOLGADO	2'01.434	150.5 Km/h
Best Race Lap:	2020	David SALVADOR	2'01.601	150.3 Km/h
All Time Lap Record:	2020	Daniel HOLGADO	2'01.434	150.5 Km/h

The results are provisional until the end of the limit for protest and appeals.

Time limit for protest expires 30' after publication of the results - Time:

DORNA DATA PROCESSING TIMING SERVICE DORNA DATA PROCESSING TIMING SERVICE DORNA DATA PROCESSING TIMING SERVICE DORNA DATA PROCESSING TIMING SERVICE DORNA DATA PROCESSING TIMING SERVICE DORNA DATA PROCESSING TIMING SERVICE DORNA DATA PROCESSING TIMING SERVICE DORNA DATA PROCCESSSS



5077 m.

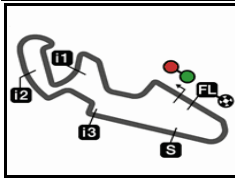
GRAN PREMIO LIQUI MOLY DE TERUEL

Free Practice Nr. 2

Top Speed & Average



Rider	Nation	Motorcycle	Top 5 speeds					Average	Top
24 Ivan ORTOLÁ	SPA	KTM	232.0	230.0	228.6	225.7	225.7	228.4	232.0
28 Matteo BERTELLE	ITA	KTM	231.0	228.6	227.6	226.6	223.8	227.5	231.0
19 Scott OGDEN	GBR	KTM	230.0	227.1	226.6	226.6	225.7	227.2	230.0
95 Collin VEIJER	NED	KTM	229.0	227.6	227.6	226.6	226.2	227.4	229.0
48 Gabin PLANQUES	FRA	KTM	228.1	227.6	226.6	226.6	226.2	227.0	228.1
64 David MUÑOZ	SPA	KTM	228.1	227.6	226.2	225.2	224.8	226.4	228.1
5 Tatchakorn BUASRI	THA	KTM	227.6	227.1	225.2	223.8	223.8	225.5	227.6
7 Daniel MUÑOZ	SPA	KTM	227.6	226.6	226.6	225.7	225.2	226.2	227.6
55 Noah DETTWILER	SWI	KTM	227.6	227.6	226.6	226.2	225.2	226.6	227.6
58 Luca LUNETTA	ITA	KTM	227.6	227.6	227.1	226.6	224.8	226.7	227.6
29 Billy VAN EERDE	AUS	KTM	227.1	226.2	224.8	222.5	221.5	224.4	227.1
33 Izan GUEVARA	SPA	KTM	227.1	227.1	225.2	224.3	221.1	224.3	227.1
89 Marcos URIARTE	SPA	KTM	227.1	225.7	224.8	224.8	223.4	225.2	227.1
23 Alex MILLAN	SPA	KTM	226.6	223.8	221.5	220.2	219.7	221.6	226.6
6 Phillip TONN	GER	KTM	226.2	225.2	222.9	222.9	218.9	223.2	226.2
96 Daniel HOLGADO	SPA	KTM	226.2	224.3	222.5	221.5	221.1	223.1	226.2
11 Alex ESCRIG	SPA	KTM	225.7	225.7	223.4	222.5	222.5	224.0	225.7
34 Mario AJI	INA	KTM	225.7	225.2	222.5	222.0	220.2	222.6	225.7
84 Zonta VAN DEN GOORBERGH	NED	KTM	225.7	224.8	224.3	223.8	223.8	224.5	225.7
80 David ALONSO	COL	KTM	225.2	224.3	224.3	222.5	222.5	223.8	225.2
38 David SALVADOR	SPA	KTM	224.3	222.9	222.5	222.0	220.2	222.4	224.3
37 Pedro ACOSTA	SPA	KTM	222.9	220.6	220.6	220.2	219.7	220.5	222.9
39 Bartholomé PERRIN	FRA	KTM	222.9	222.0	221.5	221.5	220.6	221.5	222.9
88 Artem MARAEV	RUS	KTM	222.9	222.5	221.5	221.1	221.1	221.8	222.9




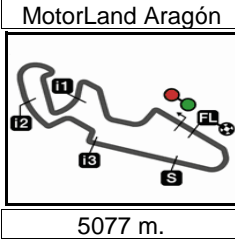
5077 m.

GRAN PREMIO LIQUI MOLY DE TERUEL

Free Practice Nr. 2

Fastest Laps Sequence

<i>Practice Time</i>	 <i>Rider</i>	<i>Nation</i>	<i>Motorcycle</i>	<i>Time</i>	<i>Km/h</i>	<i>Rider's Lap</i>
4'06.989	37 Pedro ACOSTA	SPA	KTM	2'02.491	149.2	2
8'19.396	33 Izan GUEVARA	SPA	KTM	2'02.437	149.2	4
10'14.915	37 Pedro ACOSTA	SPA	KTM	2'01.876	149.9	5
14'56.984	96 Daniel HOLGADO	SPA	KTM	2'01.434	150.5	7



GRAN PREMIO LIQUI MOLY DE TERUEL

Free Practice Nr. 2

Chronological Analysis of Performances

* Lap / Sector time cancelled T1 Time from finish line to 1st intermediate T3 Time from 2nd intermed. to 3rd intermed.
P Crossing the finish line in pit lane T2 Time from 1st intermed. to 2nd intermed. T4 Time from 3rd intermediate to finish line

Lap	Lap Time	T1	T2	T3	T4	Speed	Lap	Lap Time	T1	T2	T3	T4	Speed
1st 96 Daniel HOLGADO Red Bull MotoGP Roo SPA													
Runs=2 Total laps=14 Full laps=6													
1	2'34.374	37.785	37.806	24.273	32.107	219.7	11	2'06.209	34.658	34.909	22.975	33.667	189.7
2	2'03.239	34.750	34.447	22.628	31.414	220.2	12	2'04.082	35.310	34.805	22.740	31.227	227.6
3	2'04.537 *	35.081	34.641*	22.847	31.968	215.8	13	2'03.159	34.319	34.869	22.650	31.321	222.5
4	2'05.539 *	34.410	33.980*	22.524	34.625	183.6	14	2'08.819	35.653	38.602	22.960	31.604	221.5
5	2'01.929	34.133	33.968	22.469	31.359	220.6	15	2'06.816 *	34.672	34.284	24.009*	33.851	215.0
6	2'05.932	34.218	36.678	23.026	32.010	215.0							
7	2'01.434	34.177	33.844	22.371	31.042	226.2							
8	2'01.487 *	34.028	33.812*	22.476	31.171	221.5							
9	2'05.975	36.320	35.134	22.757	31.764	219.3							
10	2'02.329	34.311	34.074	22.527	31.417	220.6							
11	2'09.922 P	34.640	35.614	23.471	36.197	224.3							
12	4'13.837 *	34.496	35.367	23.241*	31.847	219.7							
13	2'03.230 *	34.652	34.368*	22.600	31.610*	221.1							
14	2'02.896 *	34.593	34.318	22.647*	31.338	222.5							
4th 84 Zonta VAN DEN GO Red Bull MotoGP Roo NED													
Runs=1 Total laps=14 Full laps=8													
1	2'10.319	30.733	35.100	23.607	31.373	223.8							
2	2'03.035	34.665	34.238	22.782	31.350	220.2							
3	2'03.095 *	34.764	34.136*	22.738	31.457	220.6							
4	2'03.023	34.620	34.223	22.875	31.305	223.8							
5	2'03.391	34.607	34.288	22.857	31.639	218.9							
6	2'12.491 *	36.050	41.179*	23.811	31.451	224.8							
7	2'02.216	34.527	34.049	22.531	31.109	224.3							
8	2'08.964 *	34.644	37.998*	23.629	32.693	207.5							
9	2'04.124 *	34.724	34.902*	22.752	31.746	220.6							
10	2'04.634	35.008	34.468	22.909	32.249	212.4							
11	2'05.241	35.670	34.740	23.116	31.715	215.8							
12	2'03.725	34.809	34.409	22.993	31.514	221.1							
13	2'06.311	37.681	34.394	23.235	31.001	225.7							
	unfinished	34.636											
5th 38 David SALVADOR Red Bull MotoGP Roo SPA													
Runs=2 Total laps=14 Full laps=9													
1	2'23.853	30.410	42.868	23.700	32.362	217.1							
2	2'03.076	34.675	34.248	22.807	31.346	224.3							
3	2'02.603	34.680	33.972	22.683	31.268	222.5							
4	2'18.015 *	35.156	36.360*	33.285	33.214	215.0							
5	2'02.291	34.569	33.923	22.480	31.319	222.9							
6	2'03.949	34.317	34.155	22.673	32.804	206.0							
7	2'09.019 P	34.424	34.232	22.606	37.757	219.7							
8	3'32.920	31.151	34.526	22.716	31.794	218.0							
9	2'03.080	34.647	34.253	22.520	31.660	220.2							
10	2'05.995 *	34.657	36.953*	22.757	31.628	218.9							
11	2'03.361	34.807	34.272	22.628	31.654	218.0							
12	2'02.962	34.680	34.305	22.576	31.401	222.0							
13	2'03.084	34.596	34.224	22.593	31.671	218.9							
14	2'09.017	38.235	35.006	23.230	32.546	212.0							
6th 24 Ivan ORTOLÁ Red Bull MotoGP Roo SPA													
Runs=1 Total laps=15 Full laps=9													
1	2'23.101	32.284	36.359	24.516	32.107	220.2							
2	2'03.716 *	34.830	34.442*	22.927	31.517	222.0							
3	2'02.722	34.570	34.158	22.874	31.120	225.7							
4	2'06.686 *	34.832	35.917*	24.208	31.729	220.2							

Fastest Lap: Daniel HOLGADO Red Bull MotoGP Roo SPA 2'01.434 34.177 33.844 22.371 31.042

DORNA DATA PROCESSING TIMING SERVICE DORNA DATA PROCESSING TIMING SERVICE DORNA DATA PROCESSING TIMING SERVICE DORNA DATA PROCESSING TIMING SERVICE DORNA DATA PROCESSING TIMING SERVICE DORNA DATA PROCESSING TIMING SERVICE DORNA DATA PROCESSING TIMING SERVICE DORNA DATA PROCESSING TIMING SERVICE DORNA DATA PROCESSING TIMING SERVICE DORNA DATA PROCESSING TIMING SERVICE DORNA DATA PROCESSING TIMING SERVICE DORNA DATA PROCESSES



Free Practice Nr. 2

RookiesCup

Lap	Lap Time	T1	T2	T3	T4	Speed	Lap	Lap Time	T1	T2	T3	T4	Speed
5	2'02.489	34.630	34.204	22.542	31.113	232.0	8	2'02.516	34.251	34.138	22.553	31.574	218.9
6	2'02.665	34.402	34.279	22.749	31.235	224.3	9	2'09.628 *	39.700	35.875*	22.891	31.162	228.6
7	2'03.130	34.453	34.478	22.778	31.421	222.0	10	2'04.443	35.084	34.562	23.230	31.567	226.6
8	2'03.051	34.437	34.355	22.831	31.428	223.4	11	2'04.751	34.957	35.400	22.862	31.532	218.4
9	2'03.244 *	34.564	34.338*	23.126	31.216	228.6	12	2'03.141	34.599	34.298	22.581	31.663	216.7
10	2'09.457 *	34.883	39.755*	23.120	31.699	216.2	13	2'07.796 *	36.850	36.734*	23.192	31.020	231.0
11	2'03.148	34.728	34.332	22.743	31.345	224.8	14	2'03.704 *	34.348	34.820*	23.107	31.429	220.6
12	2'05.331	35.331	35.331	23.095	31.574	225.2	15	2'03.592 *	34.854	34.475	22.691*	31.572	218.9
13	2'04.845	34.288	34.423	23.232	32.902	204.0							
14	2'02.321	34.193	34.202	22.867	31.059	225.7							
15	2'02.953 *	34.417	34.412	23.090*	31.034	230.0							

7th 80 David ALONSO Red Bull MotoGP Roo COL
Runs=2 Total laps=14 Full laps=8

1	2'33.473	35.771	36.564	24.471	32.083	220.6
2	2'05.033	35.461	34.869	23.165	31.538	219.7
3	2'04.945	34.791	34.399	23.169	32.586	215.4
4	2'03.519	34.795	34.333	22.866	31.525	221.1
5	2'03.391	34.632	34.404	23.060	31.295	222.5
6	2'03.045 *	34.477	34.322*	22.859	31.387	222.0
7	2'03.530	34.982	34.276	22.837	31.435	222.0
8	2'02.343	34.466	34.064	22.690	31.123	224.3
9	2'10.342 P	34.578	34.429*	22.954	38.381	220.6
10	4'34.321	33.174	35.414	23.193	31.641	220.2
11	2'03.605	34.850	34.419	22.849	31.487	222.5
12	2'03.302 *	34.613	34.421	22.849*	31.419	221.5
13	2'02.600	34.473	34.190	22.759	31.178	225.2
14	2'02.998 *	34.668	34.280	22.794*	31.256	224.3

8th 33 Izan GUEVARA Red Bull MotoGP Roo SPA
Runs=1 Total laps=15 Full laps=7

1	2'07.624	29.908	35.109	23.151	31.512	221.1
2	2'03.368	34.706	34.398	22.801	31.463	219.3
3	2'05.967	35.751	34.690	22.940	32.586	203.3
4	2'02.437	34.426	33.977	22.555	31.479	219.7
5	2'04.893 *	35.262	35.475*	23.003	31.153	227.1
6	2'10.858 *	34.453	40.930*	23.939	31.536	220.2
7	2'02.453	34.580	34.027	22.548	31.298	220.2
8	2'10.303 *	34.755	38.696*	23.821	33.031	209.5
9	2'02.480 *	34.335	34.262*	22.590	31.293	221.1
10	2'10.724 *	36.133	38.300*	23.307	32.984	194.1
11	2'02.215 *	34.429	34.105	22.660	31.021*	227.1
12	2'04.542	35.186	34.894	23.075	31.387	224.3
13	2'04.229	34.411	34.250	23.242	32.326	214.1
14	2'02.720	34.391	34.441	22.852	31.036	225.2
15	2'09.386 *	39.662	34.779	23.296*	31.649	220.6

9th 28 Matteo BERTELLE Red Bull MotoGP Roo ITA
Runs=1 Total laps=15 Full laps=9

1	2'06.857 *	31.012	35.340*	23.217	31.758	221.1
2	2'04.319	35.072	34.815	23.018	31.414	221.5
3	2'03.205	34.723	34.404	22.794	31.284	223.4
4	2'07.283	34.433	38.800	22.614	31.436	223.4
5	2'02.766 *	34.563	34.183*	22.849	31.171	227.6
6	2'11.950	34.786	41.249	24.507	31.408	223.4
7	2'02.443	34.582	34.120	22.473	31.268	223.8

10th 7 Daniel MUÑOZ Red Bull MotoGP Roo SPA
Runs=1 Total laps=15 Full laps=9

1	2'09.275	30.288	35.246	22.934	31.245	225.2
2	2'02.598	34.531	34.195	22.673	31.199	224.8
3	2'02.370 *	34.478	33.966	22.587	31.339*	222.9
4	2'06.523 *	34.453	37.763*	22.872	31.435	222.5
5	2'02.619	34.257	34.411	22.764	31.187	225.2
6	2'10.936	36.699	39.712	22.937	31.588	220.6
7	2'03.069	34.605	34.270	22.662	31.532	221.1
8	2'06.281	34.655	37.038	23.006	31.582	222.9
9	2'08.517 *	34.889	39.620*	22.755	31.253	227.6
10	2'03.077	34.356	34.381	22.812	31.528	225.7
11	2'07.660	36.960	34.396	22.763	33.541	226.6
12	2'02.977	34.679	34.509	22.590	31.199	224.8
13	2'03.253	34.391	34.799	22.609	31.454	222.0
14	2'07.150 *	37.851	34.665	23.076	31.558*	215.8
15	2'02.404 *	34.337	34.176	22.812*	31.079	226.6

11th 34 Mario AJI Red Bull MotoGP Roo INA
Runs=2 Total laps=14 Full laps=10

1	2'23.917	32.286	40.909	24.579	33.594	205.6
2	2'03.125	34.831	34.585	22.594	31.115	222.0
3	2'03.050	34.690	34.144	22.991	31.225	225.7
4	2'09.746	34.757	34.177	23.125	37.687	166.7
5	2'03.691	34.748	34.670	22.693	31.580	220.2
6	2'03.378	34.599	34.413	22.750	31.616	219.7
7	2'03.438	34.625	34.464	22.814	31.535	222.5
8	2'10.079 *	36.195	39.157*	23.103	31.624	220.2
9	2'04.240	34.841	34.767	22.752	31.880	219.7
10	2'02.604	34.455	34.319	22.624	31.206	225.2
11	2'05.381	34.529	35.324	22.810	32.718	215.4
12	2'16.974 P	36.064	36.915	23.962	40.033	198.0
13	3'29.240 *	34.273	45.269*	24.650	32.206	218.4
14	2'07.219	35.439	35.552	23.554	32.674	218.9

12th 23 Alex MILLAN Red Bull MotoGP Roo SPA
Runs=3 Total laps=14 Full laps=9

1	2'10.865	31.343	35.346	23.420	31.517	226.6
2	2'04.068	35.322	34.405	22.997	31.344	219.7
3	2'03.267	34.926	34.272	22.668	31.401	219.7
4	2'02.656	34.730	34.221	22.512	31.193	223.8
5	2'02.811	34.622	34.311	22.755	31.123	221.5
6	2'12.215 P	36.160	35.386	23.178	37.491	215.4
7	3'12.840	30.485	34.897	22.925	31.824	215.8
8	2'04.313	35.157	34.696	22.859	31.601	217.1
9	2'03.401	35.118	34.395	22.559	31.329	220.2
10	2'03.162	34.438	34.353	22.981	31.390	219.7

Fastest Lap: Daniel HOLSADO Red Bull MotoGP Roo SPA 2'01.434 34.177 33.844 22.371 31.042

DORNA DATA PROCESSING TIMING SERVICE DORNA DATA PROCESSING TIMING SERVICE DORNA DATA PROCESSING TIMING SERVICE DORNA DATA PROCESSING TIMING SERVICE DORNA DATA PROCESSING TIMING SERVICE DORNA DATA PROCESSING TIMING SERVICE DORNA DATA PROCESSES



