

31 October - 1 November

CIRCUIT RICARDO TORMO

FIM CEV REPSOL 2020

## FIM CEV REPSOL Circuit Ricardo Tormo

30-31 OCT-1 NOV

Circuit de la C.Valenciana

Length: 4005 metros

REVISED

Qualifying Practice 1

Hawkers ETC

Pos.	N.	Rider	Team	Motorcycle	Nat.	Best Lap	iL	Laps	Gap	Interval	Speed	Tyr.	Cat.
1	80	ALONSO,David	Openbank Aspar T.	Honda	COL	01:42,975	9	16			140,01	Du	ETC
2	41	GARCIA,Roberto	Cardoso Racing	Honda	SPA	01:43,081	17	17	00:00,106	00:00,106	139,87	Du	ETC
3	48	ORTOLÁ,Iván	Openbank Aspar T.	Honda	SPA	01:43,160	16	16	00:00,185	00:00,079	139,76	Du	ETC
4	13	TAPIAS,Marco	Leopard Impala J. T.	Honda	SPA	01:43,218	5	10	00:00,243	00:00,058	139,68	Du	ETC
5	29	VOIGHT,Harrison	SIC 58 Squadra Corse	Honda	AUS	01:43,326	17	19	00:00,351	00:00,108	139,54	Du	ETC
6	69	RUDA,Marcos	Team Honda Laglisse	Honda	SPA	01:43,356	8	10	00:00,381	00:00,030	139,5	Du	ETC
7	54	FERRANDEZ,Alberto	C. De Campeones	Honda	SPA	01:43,385	11	15	00:00,410	00:00,029	139,46	Du	ETC
8	84	Van Der GOORBERGH	Super-B	Honda	NED	01:43,492	5	5	00:00,517	00:00,107	139,32	Du	ETC
9	74	SAKO,Daijiro	C. De Campeones	Honda	JPN	01:43,540	15	15	00:00,565	00:00,048	139,25	Du	ETC
10	38	RODRÍGUEZ,Juan	C. De Campeones	Honda	SPA	01:43,551	17	20	00:00,576	00:00,011	139,24	Du	ETC
11	49	GARCIA,Julio	Jerez Andalucía M. T	Honda	SPA	01:43,671	4	16	00:00,696	00:00,120	139,07	Du	ETC
12	10	CRUCES,Adrian	C. De Campeones	Honda	SPA	01:43,698	20	20	00:00,723	00:00,027	139,04	Du	ETC
13	30	VEIJER,Collin	Cardoso Racing	Honda	NED	01:43,757	19	19	00:00,782	00:00,059	138,96	Du	ETC
14	83	CARPE,Álvaro	Hawkers Finetwork J.	Honda	SPA	01:43,778	5	7	00:00,803	00:00,021	138,93	Du	ETC
15	32	REAL,David	MHP R.-Tech Solution	Honda	SPA	01:43,818	14	18	00:00,843	00:00,040	138,88	Du	ETC
16	44	MILLAN,Hugo	C. De Campeones	Honda	SPA	01:44,098	14	18	00:01,123	00:00,280	138,5	Du	ETC
17	66	TONN,Phillip	L. Moly Intact SIC J	Honda	GER	01:44,267	12	13	00:01,292	00:00,088	138,28	Du	ETC
18	95	MORELLI,Marco	Estrella Galicia 0,0	Honda	SPA	01:44,277	12	15	00:01,302	00:00,010	138,27	Du	ETC
19	21	BERTA,Dean	Team Viñales	Honda	SPA	01:44,400	22	22	00:01,425	00:00,123	138,1	Du	ETC
20	18	PIQUERAS,Angel	Estrella Galicia 0,0	Honda	SPA	01:44,418	6	7	00:01,443	00:00,018	138,08	Du	ETC
21	12	ROULSTONE,Jacob J.	Leopard Impala J. T.	Honda	AUS	01:44,807	8	11	00:01,832	00:00,389	137,57	Du	ETC
22	36	SHARIL,Sharul E.	L. Moly Intact SIC J	Honda	MAL	01:44,959	7	12	00:01,984	00:00,152	137,37	Du	ETC
23	70	SCOTT,Tyler	Estrella Galicia 0,0	Honda	USA	01:45,018	8	15	00:02,043	00:00,048	137,29	Du	ETC
24	27	SANDOVAL,Romeo	Hawkers Finetwork J.	Honda	SPA	01:45,171	13	13	00:02,196	00:00,153	137,09	Du	ETC
25	77	VOLPI,Mattia	SIC 58 Squadra Corse	Honda	ITA	01:45,256	15	15	00:02,281	00:00,085	136,98	Du	ETC
26	62	TRIAS,Blai	Art Box	Honda	SPA	01:45,495	5	18	00:02,520	00:00,239	136,67	Du	ETC
27	55	DETTWILER,Noah	Reale Avintia MTA J.	Honda	SWI	01:45,496	18	18	00:02,521	00:00,001	136,67	Du	ETC
28	89	MIHAILA,Demis	Team Honda Laglisse	Honda	ITA	01:45,591	12	14	00:02,616	00:00,095	136,55	Du	ETC
29	4	PAWELEC,Milan	Wójcik R.J.T.	Honda	POL	01:45,756	16	18	00:02,781	00:00,165	136,33	Du	ETC
30	39	PERRIN,Barthlome	E. De France GP	Honda	FRA	01:45,883	15	17	00:02,908	00:00,127	136,17	Du	ETC
31	5	PAWELEC,Oleg	Wójcik R.J.T.	Honda	POL	01:46,083	12	15	00:03,108	00:00,200	135,91	Du	ETC
32	17	COLLINS,Torin	Reale Avintia MTA J.	Honda	CAN	01:46,094	14	18	00:03,119	00:00,011	135,9	Du	ETC
33	78	JIGALOV,Damian	L. Moly Intact SIC J	Honda	USA	01:46,709	9	9	00:03,734	00:00,615	135,12	Du	ETC
34	3	PEDENEAU,Mateo	MHP R.-Tech Solution	Honda	FRA	01:46,715	5	16	00:03,740	00:00,006	135,11	Du	ETC
35	57	GARNESS,Johnny	Microlise Cresswell	Honda	GBR	01:47,293	15	18	00:04,318	00:00,578	134,38	Du	ETC
36	16	LIGUORI,Edoardo	Fau55 Tey Racing	Honda	ITA	01:47,669	19	19	00:04,694	00:00,376	133,91	Du	ETC
37	56	HENRY,Marius	Select Machines	Honda	FRA	01:48,114	4	18	00:05,139	00:00,445	133,36	Du	ETC
38	97	BOGGIO,Dodo	Fau55 Tey Racing	Honda	ITA	01:48,162	17	18	00:05,187	00:00,048	133,3	Du	ETC
<b>#24 #37 DISQUALIFICATION TECHNICAL RULES</b>													
39	24	PLANQUES,Guillem	Larresport	Honda	FRA							Du	ETC
40	37	O'GORMAN,Casey	Microlise Cresswell	Honda	IRL							Du	ETC

Circuit de la C.Valenciana

 Final Official Provisional Official

Length: 4005 m. Hour: 09:00

JURY:

Hour:

C.of the Course:

Hour:

30/10/2020

C.Timekeeper:

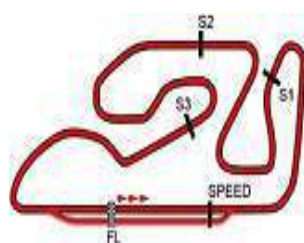
Hour: 15:06:57



HEADQUARTERS - Principe de Vergara, 183 - 28002 Madrid - Tel: +34 91 782 02 20

www.fimcevrepsol.com

Master Timing, Sport Timing Systems, cronometrajes.es - mastertiming.es by Eventronic www.eventronic.es 19FJAP63



## Circuit de la C.Valenciana

## FIM CEV REPSOL Circuit Ricardo Tormo

## ANALYSIS / SECTORS Qualifying Practice 1 Hawkers ETC

3		PEDENEAU, Mateo		MHP R.-Tech Solution			
Lap Time		Sector 1	Sector 2	Sector 3	Sector 4	V.Max	Hour
1	START	01:15,880	00:30,650	00:26,223	00:30,577		09:02:44
2	01:48,278	00:25,374	00:28,465	00:24,643	00:29,796	184,09	09:04:32
3	PIT	00:25,429	00:28,762	00:25,222	00:37,497	183,05	09:06:29
4	04:32,116	03:07,597	00:28,997	00:25,885	00:29,637		09:11:01
5	<b>01:46,715</b>	00:25,113	00:28,104	<b>00:24,358</b>	<b>00:29,140</b>	<b>188,37</b>	09:12:48
6	PIT	<b>00:24,738</b>	00:28,319	00:25,958	00:47,819	187,83	09:14:55
7	05:42,338	04:13,617	00:29,113	00:25,590	00:34,018		09:20:37
8	01:56,554	00:30,019	00:32,479	00:24,544	00:29,512	183,05	09:22:34
9	01:47,053	00:25,038	00:28,127	00:24,505	00:29,383	185,67	09:24:21
10	01:47,826	00:25,014	00:28,149	00:24,518	00:30,145	185,14	09:26:09
11	01:49,312	00:25,926	00:28,376	00:24,719	00:30,291	183,57	09:27:58
12	PIT	00:26,063	00:29,098	00:26,093	00:38,272	185,67	09:29:57
13	05:52,336	04:27,612	00:29,203	00:25,054	00:30,467		09:35:50
14	01:48,197	00:25,322	00:28,369	00:24,727	00:29,779	181,51	09:37:38
15	01:47,239	00:25,178	<b>00:27,996</b>	00:24,596	00:29,469	182,54	09:39:25
16	01:47,620	00:25,064	00:28,137	00:24,834	00:29,585	183,05	09:41:13

4		PAWELEC, Milan		Wójcik R.J.T.			
Lap Time		Sector 1	Sector 2	Sector 3	Sector 4	V.Max	Hour
1	START	00:36,448	00:30,642	00:25,610	00:30,107		09:02:03
2	01:48,341	00:25,155	00:28,676	00:25,078	00:29,432	193,43	09:03:52
3	01:48,008	00:24,830	00:28,426	00:25,090	00:29,662	<b>199,38</b>	09:05:40
4	01:46,844	00:24,744	00:28,247	00:24,672	00:29,181	194,59	09:07:27
5	01:46,799	00:24,540	00:28,055	00:24,691	00:29,513	192,86	09:09:13
6	01:46,442	00:24,735	00:28,073	00:24,496	00:29,138	190,03	09:11:00
7	01:46,486	00:24,717	00:27,996	00:24,448	00:29,325	191,72	09:12:46
8	PIT	00:24,835	00:29,201	00:25,530	00:43,379	188,92	09:14:49
9	09:21,217	07:55,244	00:30,171	00:26,194	00:29,608		09:24:10
10	01:47,529	00:25,059	00:28,387	00:25,107	00:28,976	191,72	09:25:58
11	01:46,624	00:25,151	00:28,050	00:24,423	00:29,000	191,15	09:27:45
12	01:46,233	00:24,621	00:28,132	00:24,529	00:28,951	191,72	09:29:31
13	01:46,214	00:24,608	00:28,020	00:24,494	00:29,092	194,01	09:31:17
14	01:47,256	00:24,824	00:28,529	00:24,608	00:29,295	192,28	09:33:04
15	01:47,419	00:25,554	00:28,357	<b>00:24,397</b>	00:29,111	196,36	09:34:52
16	<b>01:45,756</b>	<b>00:24,491</b>	<b>00:27,871</b>	00:24,468	<b>00:28,926</b>	194,59	09:36:37
17	01:47,197	00:24,560	00:28,538	00:25,083	00:29,016	196,36	09:38:25
18	01:46,459	00:24,650	00:28,046	00:24,643	00:29,120	195,18	09:40:11

5		PAWELEC, Oleg		Wójcik R.J.T.			
Lap Time		Sector 1	Sector 2	Sector 3	Sector 4	V.Max	Hour
1	START	00:37,640	00:30,520	00:25,520	00:30,177		09:02:04
2	01:48,825	00:25,764	00:28,595	00:25,054	00:29,412	187,28	09:03:53
3	01:46,955	00:25,167	00:28,201	00:24,561	00:29,026	188,37	09:05:40
4	01:46,850	00:25,080	00:28,000	00:24,616	00:29,154	191,72	09:07:27
5	01:46,614	00:24,810	<b>00:27,856</b>	00:24,523	00:29,425	190,59	09:09:14
6	01:46,960	00:25,091	00:27,975	00:24,536	00:29,358	191,15	09:11:01
7	01:46,721	00:25,405	00:28,041	00:24,331	<b>00:28,944</b>	186,74	09:12:47
8	PIT	00:24,748	00:28,787	00:25,745	00:47,478	188,37	09:14:54
9	09:17,381	07:50,625	00:29,990	00:26,757	00:30,009		09:24:11
10	01:46,818	00:25,155	00:28,135	00:24,455	00:29,073	188,37	09:25:58
11	01:46,610	00:24,956	00:28,133	00:24,459	00:29,062	191,15	09:27:45
12	<b>01:46,083</b>	<b>00:24,664</b>	00:27,951	00:24,482	00:28,986	190,03	09:29:31
13	01:46,676	00:24,813	00:28,125	00:24,535	00:29,203	192,28	09:31:18

10		CRUCES, Adrian		C. De Campeones			
Lap Time		Sector 1	Sector 2	Sector 3	Sector 4	V.Max	Hour
1	START	00:33,860	00:29,710	00:25,990	00:31,096		09:02:01
2	01:49,553	00:26,085	00:28,321	00:25,257	00:29,890	183,57	09:03:51
3	01:46,995	00:25,185	00:28,277	00:24,322	00:29,211	192,28	09:05:38
4	01:48,022	00:24,358	<b>00:27,262</b>	00:27,066	00:29,336	190,59	09:07:26
5	01:44,354	00:24,453	00:27,406	00:23,950	00:28,545	188,92	09:09:10
6	01:45,962	00:24,214	00:28,558	00:24,210	00:28,980	191,72	09:10:56
7	01:44,378	00:24,296	00:27,438	00:23,828	00:28,816	187,83	09:12:40
8	PIT	00:24,902	00:28,377	00:25,451	00:35,188	186,21	09:14:34
9	06:11,298	04:49,668	00:28,128	00:24,212	00:29,290		09:20:46
10	01:44,036	00:24,345	00:27,461	00:23,816	<b>00:28,414</b>	188,92	09:22:30
11	01:44,765	00:24,093	00:27,394	00:23,908	00:29,370	195,77	09:24:14
12	01:44,012	00:24,155	00:27,445	00:23,929	00:28,483	195,18	09:25:58
13	01:44,279	00:24,259	00:27,475	00:23,764	00:28,781	195,18	09:27:43
14	01:46,413	00:25,192	00:27,918	00:24,029	00:29,274	186,74	09:29:29
15	01:48,931	00:24,318	00:27,493	00:27,707	00:29,413	189,47	09:31:18
16	01:46,978	00:24,227	00:27,540	00:26,420	00:28,791	195,18	09:33:05
17	01:44,393	00:24,556	00:27,440	00:23,819	00:28,578	190,59	09:34:49
18	01:44,074	<b>00:24,021</b>	00:27,311	00:23,820	00:28,922	194,01	09:36:34
19	01:48,211	00:24,764	00:27,542	00:26,861	00:29,044	187,28	09:38:22
20	<b>01:43,698</b>	00:24,266	00:27,331	<b>00:23,624</b>	00:28,477	<b>198,77</b>	09:40:05

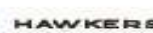
12		ROULSTONE, Jacob J.		Leopard Impala J. T.			
Lap Time		Sector 1	Sector 2	Sector 3	Sector 4	V.Max	Hour
1	START	14:27,823	00:29,799	00:25,122	00:29,775		09:15:33
2	01:46,255	00:24,804	00:27,968	00:24,378	00:29,105	187,28	09:17:39
3	01:45,818	00:24,597	00:28,020	00:24,202	00:28,999	188,92	09:19:25
4	01:45,543	00:24,554	00:27,854	00:24,240	00:28,895	189,47	09:21:11
5	PIT	00:24,555	00:27,850	00:24,888	00:38,368	190,03	09:23:06
6	08:11,612	06:45,593	00:29,834	00:27,193	00:28,992		09:31:18
7	01:45,376	<b>00:24,297</b>	00:27,975	00:24,298	00:28,806	196,96	09:33:03
8	<b>01:44,807</b>	00:24,390	00:27,630	00:24,134	<b>00:28,653</b>	192,86	09:34:48
9	01:45,741	00:24,505	00:27,725	00:24,428	00:29,083	192,86	09:36:34
10	01:44,833	<b>00:24,297</b>	<b>00:27,450</b>	<b>00:24,083</b>	00:29,003	<b>197,56</b>	09:38:19
11	01:46,162	00:24,561	00:27,604	00:24,384	00:29,613	188,37	09:40:05

13		TAPIAS, Marco		Leopard Impala J. T.			
Lap Time		Sector 1	Sector 2	Sector 3	Sector 4	V.Max	Hour
1	START	14:11,070	00:27,909	00:24,038	00:29,135		09:15:33
2	01:44,456	00:24,346	00:27,640	00:23,790	00:28,680	185,67	09:17:17
3	01:44,037	00:24,320	00:27,274	00:23,776	00:28,667	186,74	09:19:01
4	01:45,142	00:24,299	00:27,085	00:24,278	00:29,480	187,83	09:20:46
5	<b>01:43,218</b>	<b>00:24,118</b>	<b>00:27,050</b>	<b>00:23,598</b>	<b>00:28,452</b>	191,15	09:22:30
6	PIT	00:25,227	00:27,868	00:24,320	00:36,844	<b>193,43</b>	09:24:24
7	11:36,457	10:16,189	00:27,439	00:23,796	00:29,033		09:36:00
8	01:48,810	00:24,328	00:27,398	00:28,412	00:28,672	186,74	09:37:49
9	01:43,710	00:24,168	00:27,206	00:23,769	00:28,567	191,15	09:39:33
10	01:43,677	00:24,259	00:27,185	00:23,691	00:28,542	187,83	09:41:16

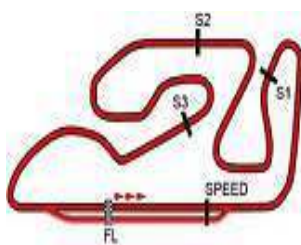
  

16		LIGUORI, Edoardo		Fau55 Tey Racing			
Lap Time		Sector 1	Sector 2	Sector 3	Sector 4	V.Max	Hour
1	START	00:39,930	00:30,390	00:25,755	00:30,431		09:02:07



HEADQUARTERS - Príncipe de Vergara, 183 - 28002 Madrid - Tel: +34 91 782 02 20

www.fimcevrepsol.com



Circuit de la C.Valenciana

FIM CEV REPSOL Circuit Ricardo Tormo

ANALYSIS / SECTORS Qualifying Practice 1 Hawkercs ETC

2	01:50,202	00:25,641	00:29,231	00:25,255	00:30,075	191,72	09:03:57	5	01:45,582	00:24,593	00:27,726	00:24,262	00:29,001	190,59	09:09:07
3	01:49,884	00:25,423	00:29,174	00:25,333	00:29,954	191,15	09:05:47	6	01:51,007	00:25,134	00:28,120	00:28,508	00:29,245	189,47	09:10:58
4	01:50,369	00:25,559	00:29,514	00:25,340	00:29,956	190,59	09:07:38	7	01:45,602	00:24,573	00:27,760	00:24,309	00:28,960	189,47	09:12:43
5	01:49,212	00:25,454	00:28,726	00:25,253	00:29,779	189,47	09:09:27	8	01:49,468	00:24,546	00:29,163	00:26,048	00:29,711	190,59	09:14:33
6	01:48,556	00:25,302	00:28,666	00:24,898	00:29,690	191,72	09:11:15	9	01:46,184	00:24,589	00:27,819	00:24,451	00:29,325	190,03	09:16:19
7	01:48,754	00:25,244	00:28,814	00:25,096	00:29,600	190,59	09:13:04	10	PIT	00:25,034	00:28,824	00:25,017	00:37,266	193,43	09:18:15
8	01:48,469	00:25,206	00:28,734	00:24,883	00:29,646	191,15	09:14:53	11	02:20,399	00:51,417	00:28,907	00:26,287	00:33,788		09:20:36
9	01:48,212	00:25,170	00:28,560	00:24,810	00:29,672	191,15	09:16:41	12	01:49,204	00:26,017	00:28,802	00:25,511	00:28,874	186,74	09:22:25
10	PIT	00:25,303	00:28,871	00:25,170	00:36,637	189,47	09:18:37	13	01:53,006	00:24,417	00:27,782	00:30,030	00:30,777	196,96	09:24:18
11	07:26,560	06:01,569	00:29,269	00:25,826	00:29,896		09:26:03	14	01:45,105	00:24,232	00:27,662	00:24,276	00:28,935	195,18	09:26:03
12	01:48,402	00:25,263	00:28,767	00:24,864	00:29,508	<b>196,96</b>	09:27:52	15	01:50,176	00:24,877	00:28,395	00:27,990	00:28,914	<b>205,06</b>	09:27:53
13	01:48,406	00:25,290	00:28,573	00:24,909	00:29,634	194,01	09:29:40	16	01:45,493	00:24,412	00:28,055	00:24,314	00:28,712	198,77	09:29:39
14	01:47,798	00:25,082	00:28,495	<b>00:24,777</b>	00:29,444	194,01	09:31:28	17	01:45,143	00:24,362	00:27,562	00:24,216	00:29,003	192,86	09:31:24
15	01:48,252	00:25,206	00:28,363	00:24,942	00:29,741	190,59	09:33:16	18	01:44,671	00:24,406	<b>00:27,325</b>	00:24,190	00:28,750	195,77	09:33:08
16	01:48,220	00:25,220	00:28,482	00:24,937	00:29,581	189,47	09:35:04	19	01:44,973	<b>00:24,170</b>	00:27,600	00:24,454	00:28,749	202,50	09:34:53
17	01:47,784	00:25,253	00:28,438	00:24,803	<b>00:29,290</b>	188,92	09:36:52	20	01:44,614	00:24,287	00:27,518	00:24,142	00:28,667	201,24	09:36:38
18	01:47,818	00:25,036	<b>00:28,320</b>	00:24,849	00:29,613	192,86	09:38:40	21	NULL	00:24,417	00:27,892	00:27,746	00:30,288	198,77	09:38:28
19	<b>01:47,669</b>	<b>00:25,030</b>	00:28,389	00:24,793	00:29,457	190,03	09:40:28	22	<b>01:44,400</b>	00:24,261	00:27,471	<b>00:24,068</b>	<b>00:28,600</b>	196,36	09:40:13

17	COLLINS,Torin CAN		Reale Avintia MTA J. P.Vmax: 33 T. Ideal: 01:45,619				
	Lap	Time	Sector 1	Sector 2	Sector 3	Sector 4	V.Max
1	START	00:33,530	00:29,640	00:25,350	00:30,424		09:01:59
2	01:49,433	00:25,470	00:28,679	00:25,347	00:29,937	187,28	09:03:49
3	01:47,148	00:25,011	00:28,009	00:24,568	00:29,560	189,47	09:05:36
4	01:46,653	00:24,928	00:27,717	00:24,345	00:29,663	186,74	09:07:23
5	01:46,729	00:24,878	00:28,071	00:24,318	00:29,462	188,92	09:09:09
6	01:50,279	00:24,833	00:28,600	00:24,490	00:32,356	187,28	09:11:00
7	01:47,028	00:25,246	00:27,836	00:24,493	00:29,453	183,05	09:12:47
8	PIT	00:24,939	00:28,264	00:25,397	00:43,954	189,47	09:14:49
9	09:25,522	08:02,059	00:28,425	00:24,537	00:30,501		09:24:15
10	01:47,481	00:25,042	00:28,193	00:24,833	00:29,413	187,83	09:26:02
11	01:46,911	00:24,874	00:28,335	00:24,354	00:29,348	185,67	09:27:49
12	01:46,624	00:24,729	00:27,897	00:24,252	00:29,746	185,67	09:29:36
13	01:46,814	00:24,906	00:28,047	00:24,640	<b>00:29,221</b>	185,67	09:31:23
14	<b>01:46,094</b>	<b>00:24,556</b>	00:27,733	00:24,382	00:29,423	187,28	09:33:09
15	01:48,156	00:24,691	<b>00:27,591</b>	<b>00:24,251</b>	00:31,623	<b>191,72</b>	09:34:57
16	01:46,274	00:24,853	00:27,779	00:24,347	00:29,295	183,05	09:36:43
17	01:46,669	00:24,891	00:27,739	00:24,633	00:29,406	184,09	09:38:30
18	01:46,285	00:24,787	00:27,648	00:24,278	00:29,572	186,74	09:40:16

24	PLANQUES,Guillem FRA		Larresport P.Vmax: 26 T. Ideal: 01:44,101				
	Lap	Time	Sector 1	Sector 2	Sector 3	Sector 4	V.Max
1	START	05:43,049	00:29,331	00:25,346	00:29,453		09:07:08
2	02:02,740	00:26,794	00:29,767	00:37,271	00:28,908	192,28	09:09:10
3	01:45,797	00:24,582	00:28,024	00:24,696	<b>00:28,495</b>	194,59	09:10:56
4	01:44,960	00:24,581	00:27,487	00:24,033	00:28,859	186,21	09:12:41
5	01:49,899	00:24,801	00:28,930	00:26,773	00:29,395	<b>195,18</b>	09:14:31
6	01:47,630	00:24,683	00:28,044	00:25,094	00:29,809	186,21	09:16:19
7	01:45,990	00:24,802	00:28,357	00:24,129	00:28,702	192,28	09:18:05
8	01:46,192	00:25,029	00:28,011	00:24,214	00:28,938	185,67	09:19:51
9	PIT	00:24,785	00:28,241	00:24,409	00:36,493	192,28	09:21:45
10	05:40,247	04:18,645	00:28,380	00:24,258	00:28,964		09:27:25
11	01:45,183	00:24,489	00:27,740	00:24,198	00:28,756	191,72	09:29:10
12	01:44,879	00:24,412	00:27,730	00:24,119	00:28,618	191,15	09:30:55
13	01:44,770	00:24,467	00:27,575	00:24,085	00:28,643	191,15	09:32:40
14	01:46,343	00:24,716	00:28,002	00:24,724	00:28,901	191,15	09:34:26
15	01:44,610	00:24,446	00:27,524	00:24,022	00:28,618	191,15	09:36:11
16	01:44,332	<b>00:24,268</b>	00:27,551	00:23,987	00:28,526	191,72	09:37:55
17	01:44,462	00:24,283	00:27,533	00:23,984	00:28,662	192,28	09:39:40
18	<b>01:44,179</b>	00:24,271	<b>00:27,369</b>	<b>00:23,969</b>	00:28,570	192,28	09:41:24

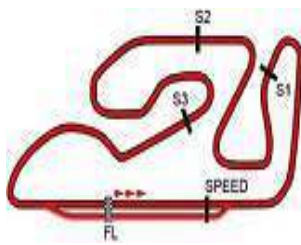
18	PIQUERAS,Angel SPA		Estrella Galicia 0,0 P.Vmax: 18 T. Ideal: 01:44,282				
	Lap	Time	Sector 1	Sector 2	Sector 3	Sector 4	V.Max
1	START	00:36,690	00:30,000	00:24,870	00:29,556		09:02:02
2	01:46,489	00:24,700	00:27,928	00:24,525	00:29,336	<b>196,96</b>	09:03:48
3	01:45,072	00:24,551	00:27,595	00:24,145	00:28,781	192,86	09:05:33
4	PIT	00:24,641	00:28,164	00:25,005	00:38,453	190,03	09:07:29
5	04:20,505	02:58,679	00:28,116	00:24,470	00:29,240		09:11:50
6	<b>01:44,418</b>	00:24,413	<b>00:27,324</b>	<b>00:24,007</b>	00:28,674	190,03	09:13:34
7	01:44,457	<b>00:24,326</b>	00:27,405	00:24,101	<b>00:28,625</b>	194,01	09:15:19

27	SANDOVAL,Romeo SPA		Hawkercs Finetwerk J. P.Vmax: 18 T. Ideal: 01:45,006				
	Lap	Time	Sector 1	Sector 2	Sector 3	Sector 4	V.Max
1	START	09:35,593	00:28,995	00:25,054	00:30,333		09:11:01
2	NULL	00:25,280	00:27,720	00:24,424	00:28,984	191,15	09:12:47
3	PIT	00:24,867	00:28,707	00:25,664	00:47,578	<b>196,96</b>	09:14:54
4	02:08,434	00:46,369	00:28,126	00:24,497	00:29,442		09:17:02
5	01:50,028	00:24,986	00:27,956	00:27,407	00:29,679	187,83	09:18:52
6	01:46,195	00:25,075	00:27,918	00:24,302	00:28,900	188,37	09:20:38
7	01:46,085	00:24,502	00:27,732	00:24,763	00:29,088	189,47	09:22:24
8	PIT	00:24,572	00:27,713	00:24,746	00:39,586	195,18	09:24:21
9	09:04,688	07:42,943	00:28,235	00:24,438	00:29,072		09:33:26
10	01:45,571	00:24,684	00:27,785	00:24,237	<b>00:28,865</b>	188,37	09:35:11
11	01:45,596	00:24,633	00:27,805	00:24,189	00:28,969	188,92	09:36:57
12	01:45,661	00:24,578	<b>00:27,573</b>	00:24,463	00:29,047	187,83	09:38:43
13	<b>01:45,171</b>	<b>00:24,452</b>	00:27,603	<b>00:24,116</b>	00:29,000	188,37	09:40:28

21	BERTA,Dean SPA		Team Viñales P.Vmax: 1 T. Ideal: 01:44,163				
	Lap	Time	Sector 1	Sector 2	Sector 3	Sector 4	V.Max
1	START	00:31,710	00:29,940	00:26,070	00:30,823		09:01:59
2	01:49,083	00:25,642	00:28,618	00:24,950	00:29,873	190,59	09:03:48
3	01:47,346	00:25,373	00:28,019	00:24,697	00:29,257	187,28	09:05:36
4	01:45,723	00:24,476	00:27,835	00:24,473	00:28,939	195,77	09:07:21







## Circuit de la C.Valenciana

## FIM CEV REPSOL Circuit Ricardo Tormo

## ANALYSIS / SECTORS Qualifying Practice 1 Hawkerc ETC

29		VOIGHT,Harrison AUS		SIC 58 Squadra Corse			
Lap Time		Sector 1	Sector 2	Sector 3	Sector 4	V.Max	Hour
1 START		01:02,930	00:29,370	00:25,920	00:30,137		09:02:29
2 01:47,010		00:24,925	00:28,298	00:24,747	00:29,040	191,72	09:04:16
3 01:45,531		00:24,574	00:27,752	00:24,276	00:28,929	191,72	09:06:01
4 01:46,522		00:24,417	00:27,598	00:24,901	00:29,606	192,28	09:07:48
5 01:44,810		00:24,430	00:27,622	00:24,150	00:28,608	<b>196,96</b>	09:09:33
6 01:44,344		00:24,417	00:27,440	00:24,056	00:28,431	193,43	09:11:17
7 01:48,204		00:27,718	00:27,705	00:24,162	00:28,619	195,18	09:13:05
8 01:44,747		00:24,061	00:27,569	00:24,384	00:28,733	196,36	09:14:50
9 01:44,199		00:24,110	00:27,269	00:24,284	00:28,536	195,18	09:16:34
10 01:44,099		00:24,052	00:27,533	00:24,077	00:28,437	195,77	09:18:18
11 01:44,199		<b>00:23,887</b>	00:27,497	00:23,948	00:28,867	196,36	09:20:03
12 PIT		00:25,852	00:28,986	00:25,361	00:36,948	185,67	09:22:00
13 07:44,802		06:23,734	00:27,929	00:24,381	00:28,758		09:29:45
14 01:43,888		00:24,165	00:27,389	00:23,842	00:28,492	191,15	09:31:28
15 01:43,746		00:24,066	00:27,280	00:23,918	00:28,482	194,59	09:33:12
16 01:44,661		00:24,237	00:27,649	00:24,241	00:28,534	193,43	09:34:57
17 <b>01:43,326</b>		00:24,114	<b>00:27,145</b>	<b>00:23,722</b>	<b>00:28,345</b>	192,86	09:36:40
18 01:50,704		00:24,420	00:27,714	00:28,715	00:29,855	196,36	09:38:31
19 01:44,977		00:24,603	00:27,609	00:24,169	00:28,596	194,59	09:40:16

30		VEIJER,Collin NED		Cardoso Racing			
Lap Time		Sector 1	Sector 2	Sector 3	Sector 4	V.Max	Hour
1 START		00:53,380	00:30,320	00:25,470	00:29,546		09:02:19
2 01:46,838		00:24,971	00:28,248	00:24,283	00:29,336	187,28	09:04:06
3 01:46,801		00:24,701	00:28,209	00:24,602	00:29,289	189,47	09:05:53
4 PIT		00:24,715	00:28,106	00:24,341	00:33,437	186,21	09:07:44
5 04:58,517		03:32,490	00:28,117	00:24,511	00:33,399		09:12:42
6 01:48,958		00:24,653	00:28,360	00:26,471	00:29,474	189,47	09:14:31
7 01:47,514		00:24,664	00:28,442	00:24,687	00:29,721	187,83	09:16:18
8 01:46,037		00:24,731	00:28,120	00:24,192	00:28,994	186,74	09:18:05
9 PIT		00:25,659	00:28,213	00:24,593	00:33,310	185,67	09:19:56
10 05:32,374		04:10,665	00:28,300	00:24,324	00:29,085		09:25:29
11 01:45,429		00:24,549	00:27,829	00:24,145	00:28,906	188,37	09:27:14
12 01:45,125		00:24,391	00:27,737	00:24,121	00:28,876	189,47	09:28:59
13 01:44,982		00:24,414	00:27,657	00:24,063	00:28,848	188,37	09:30:44
14 01:45,251		00:24,415	00:27,686	00:24,314	00:28,836	188,92	09:32:29
15 01:44,928		00:24,550	00:27,588	00:24,014	00:28,776	186,74	09:34:14
16 01:46,229		00:24,521	00:28,800	00:23,959	00:28,949	185,67	09:36:01
17 01:47,729		00:24,407	00:27,403	00:26,840	00:29,079	190,03	09:37:48
18 01:45,262		00:24,546	00:27,484	00:24,399	00:28,833	186,21	09:39:34
19 <b>01:43,757</b>		<b>00:24,243</b>	<b>00:27,316</b>	<b>00:23,738</b>	<b>00:28,460</b>	<b>191,72</b>	09:41:17

32		REAL,David SPA		MHP R.-Tech Solution			
Lap Time		Sector 1	Sector 2	Sector 3	Sector 4	V.Max	Hour
1 START		04:03,079	00:30,638	00:26,475	00:32,941		09:05:34
2 01:45,622		00:24,624	00:27,878	00:24,303	00:28,817	191,15	09:07:19
3 01:45,039		00:24,511	00:27,661	00:24,024	00:28,843	190,59	09:09:04
4 01:46,872		00:25,976	00:27,918	00:24,089	00:28,889	187,28	09:10:51
5 01:49,974		00:24,531	00:27,592	00:28,816	00:29,035	188,92	09:12:41
6 PIT		00:24,704	00:28,994	00:26,116	00:37,059	191,72	09:14:38
7 05:57,280		04:27,369	00:30,032	00:26,257	00:33,622		09:20:35
8 01:49,810		00:25,839	00:29,084	00:26,003	00:28,884	181,01	09:22:25
9 01:47,653		00:24,199	00:27,504	00:24,388	00:31,562	196,96	09:24:13

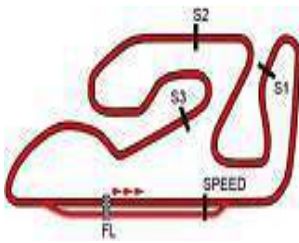
36		SHARIL,Sharul E. MAL		L. Moly Intact SIC J				
Lap Time		Sector 1	Sector 2	Sector 3	Sector 4	V.Max	Hour	
1 START		01:53,999	00:24,518	00:28,178	00:29,009	00:32,294	191,72	09:26:07
2 01:44,359		00:24,564	00:27,358	00:23,971	00:28,466	190,59	09:27:51	
3 01:44,265		00:24,196	00:27,387	00:23,781	00:28,901	195,18	09:29:35	
4 01:45,186		00:24,425	00:27,442	00:23,997	00:29,322	191,15	09:31:21	
14 <b>01:43,818</b>		00:24,139	<b>00:27,290</b>	00:23,886	00:28,503	194,59	09:33:04	
15 01:43,919		00:24,450	00:27,321	<b>00:23,726</b>	<b>00:28,422</b>	<b>200,00</b>	09:34:48	
16 01:45,316		<b>00:24,124</b>	00:27,499	00:23,912	00:29,781	195,77	09:36:34	
17 01:58,761		00:25,469	00:30,013	00:30,276	00:33,003	187,28	09:38:32	
18 01:43,928		00:24,268	00:27,331	00:23,773	00:28,556	192,86	09:40:16	

37		O'GORMAN,Casey IRL		Microlise Cresswell			
Lap Time		Sector 1	Sector 2	Sector 3	Sector 4	V.Max	Hour
1 START		14:43,459	00:32,300	00:29,409	00:31,857		09:16:18
2 01:47,700		00:25,845	00:28,498	00:24,410	00:28,947	185,67	09:18:05
3 01:45,814		00:24,727	00:28,094	00:24,145	00:28,848	192,28	09:19:51
4 PIT		00:26,205	00:29,935	00:25,659	00:38,390	194,01	09:21:51
5 06:00,613		04:38,953	00:28,409	00:24,399	00:28,852		09:27:52
6 01:45,343		00:24,725	00:28,050	<b>00:23,828</b>	00:28,740	194,59	09:29:37
7 <b>01:44,959</b>		<b>00:24,445</b>	00:27,773	00:24,102	<b>00:28,639</b>	194,01	09:31:22
8 01:45,219		00:24,541	<b>00:27,619</b>	00:24,070	00:28,989	195,18	09:33:07
9 01:45,056		00:24,488	00:27,639	00:24,018	00:28,911	190,59	09:34:52
10 01:45,174		00:24,649	00:27,686	00:24,137	00:28,702	195,77	09:36:38
11 01:51,370		00:24,637	00:28,693	00:28,652	00:29,388	<b>201,87</b>	09:38:29
12 01:47,099		00:24,513	00:27,738	00:25,120	00:29,728	193,43	09:40:16

38		RODRÍGUEZ,Juan SPA		C. De Campeones			
Lap Time		Sector 1	Sector 2	Sector 3	Sector 4	V.Max	Hour
1 START		06:11,697	00:29,796	00:26,151	00:30,126		09:07:38
2 01:48,516		00:25,481	00:28,211	00:25,079	00:29,745	186,74	09:09:27
3 01:48,670		00:25,290	00:28,632	00:25,011	00:29,737	189,47	09:11:16
4 01:46,248		00:25,011	00:27,741	00:24,335	00:29,161	187,28	09:13:02
5 01:46,788		00:24,673	00:28,011	00:24,631	00:29,473	190,03	09:14:49
6 01:45,845		00:25,295	00:27,334	00:24,293	00:28,923	179,01	09:16:34
7 01:45,071		<b>00:24,477</b>	00:27,743	00:24,104	<b>00:28,747</b>	<b>191,15</b>	09:18:19
8 01:45,531		00:24,604	00:27,689	00:24,340	00:28,898	190,59	09:20:05
9 PIT		00:25,153	00:28,381	00:24,755	00:35,625	188,37	09:21:59
10 07:27,592		06:04,267	00:28,704	00:24,888	00:29,733		09:29:26
11 01:49,009		00:25,064	00:28,581	00:25,065	00:30,299	187,28	09:31:16
12 01:48,349		00:25,657	00:27,691	00:24,482	00:30,519	186,74	09:33:04
13 01:46,533		00:24,777	00:28,363	00:24,515	00:28,878	187,83	09:34:50
14 01:45,531		00:24,590	00:27,526	00:24,190	00:29,225	<b>191,15</b>	09:36:36
15 01:45,527		00:24,521	00:27,710	00:24,408	00:28,888	190,59	09:38:21
16 <b>01:44,970</b>		00:24,728	<b>00:27,313</b>	<b>00:24,046</b>	00:28,883	190,03	09:40:06

39		REAL,David SPA		MHP R.-Tech Solution			
Lap Time		Sector 1	Sector 2	Sector 3	Sector 4	V.Max	Hour
1 START		00:34,100	00:29,710	00:25,670	00:30,648		09:02:01
2 01:50,639		00:26,140	00:28,467	00:26,224	00:29,808	180,00	09:03:51
3 01:45,394		00:24,800	00:27,735	00:23,944	00:28,915	189,47	09:05:37
4 PIT		00:24,528	00:27,268	00:23,928	00:36,232	195,18	09:07:29
5 04:21,607		02:55,125	00:29,784	00:27,627	00:29,071		09:11:50
6 01:44,383		00:24,291	00:27,299	00:24,015	00:28,778	192,28	09:13:35
7 01:44,402		00:24,309	00:27,358	00:24,046	00:28,689	192,86	09:15:19
8 01:46,268		00:25,430	00:28,165	00:23,980	00:28,693	193,43	09:17:05
9 01:48,975		00:24,165	00:28,915	00:27,115	00:28,780	190,03	09:18:54
10 01:52,253		00:24,288	00:27,350	00:28,306	00:32,309	191,72	09:20:47





Circuit de la C.Valenciana

FIM CEV REPSOL Circuit Ricardo Tormo

ANALYSIS / SECTORS Qualifying Practice 1 Hawkercs ETC

11	01:44,568	00:24,540	00:27,629	00:23,821	00:28,578	194,01	09:22:31	4	01:49,717	00:24,090	00:27,595	00:28,756	00:29,276	194,01	09:07:24
12	01:43,961	00:24,175	00:27,221	00:23,869	00:28,696	191,15	09:24:15	5	01:45,041	<b>00:24,082</b>	00:27,319	00:24,141	00:29,499	192,28	09:09:09
13	01:43,893	00:24,183	00:27,289	00:23,919	00:28,502	194,01	09:25:59	6	PIT	00:26,743	00:28,686	00:27,552	00:36,127	187,83	09:11:08
14	01:58,140	00:30,057	00:28,553	00:30,211	00:29,319	192,86	09:27:57	7	02:13,592	00:50,492	00:28,692	00:24,664	00:29,744		09:13:22
15	01:44,402	00:24,268	00:27,513	00:23,889	00:28,732	190,59	09:29:42	8	01:44,889	00:24,494	00:27,525	00:24,049	00:28,821	185,67	09:15:07
16	01:43,607	00:24,174	<b>00:27,174</b>	00:23,865	<b>00:28,394</b>	191,72	09:31:25	9	PIT	00:24,623	00:28,232	00:24,398	00:33,455	185,67	09:16:57
17	<b>01:43,551</b>	<b>00:24,074</b>	00:27,187	00:23,845	00:28,445	194,01	09:33:09	10	07:14,914	05:45,163	00:31,936	00:26,583	00:31,232		09:24:12
18	01:43,787	00:24,135	00:27,317	<b>00:23,802</b>	00:28,533	195,77	09:34:52	11	01:51,012	00:24,193	00:27,543	00:29,837	00:29,439	195,77	09:26:03
19	01:44,142	00:24,531	00:27,183	00:23,904	00:28,524	192,28	09:36:37	12	01:50,104	00:24,387	00:28,427	00:28,540	00:28,750	196,36	09:27:53
20	01:47,463	00:24,418	00:27,270	00:26,848	00:28,927	<b>196,36</b>	09:38:24	13	01:44,369	00:24,267	00:27,511	00:24,119	<b>00:28,472</b>	191,15	09:29:38

<b>39</b>	PERRIN,Bartholome		E. De France GP				
	FRA		P.Vmax: 28		T. Ideal: 01:45,507		
Lap Time	Sector 1	Sector 2	Sector 3	Sector 4	V.Max	Hour	
1	START	00:30,750	00:29,740	00:27,790	00:30,020		09:01:59
2	01:49,201	00:25,734	00:28,587	00:24,811	00:30,069	184,62	09:03:48
3	01:47,266	00:25,258	00:28,172	00:24,566	00:29,270	186,21	09:05:35
4	01:46,654	00:25,130	00:28,003	00:24,392	00:29,129	187,28	09:07:22
5	01:46,184	00:25,120	00:27,855	00:24,280	<b>00:28,929</b>	186,74	09:09:08
6	PIT	00:25,514	00:29,097	00:25,372	00:36,718	189,47	09:11:05
7	06:34,765	05:10,406	00:29,642	00:25,085	00:29,632		09:17:40
8	01:46,852	00:24,974	00:28,180	00:24,467	00:29,231	187,28	09:19:26
9	01:50,297	00:25,102	00:28,122	00:24,504	00:32,569	185,67	09:21:17
10	01:47,064	00:25,193	00:28,162	00:24,478	00:29,231	186,21	09:23:04
11	PIT	00:25,481	00:29,045	00:25,426	00:36,611	185,14	09:25:00
12	06:15,369	04:49,840	00:29,763	00:25,367	00:30,399		09:31:16
13	01:48,434	00:25,014	00:27,866	00:24,446	00:31,108	187,28	09:33:04
14	01:46,151	00:24,905	00:27,856	00:24,422	00:28,968	<b>193,43</b>	09:34:50
15	<b>01:45,883</b>	<b>00:24,850</b>	<b>00:27,610</b>	<b>00:24,118</b>	00:29,305	187,83	09:36:36
16	01:47,380	00:25,080	00:27,971	00:24,970	00:29,359	190,03	09:38:24
17	01:46,782	00:24,904	00:27,620	00:24,833	00:29,425	188,37	09:40:10

<b>48</b>	ORTOLÁ,Iván		Openbank Aspar T.				
	SPA		P.Vmax: 10		T. Ideal: 01:42,927		
Lap Time	Sector 1	Sector 2	Sector 3	Sector 4	V.Max	Hour	
1	START	12:16,874	00:28,964	00:24,844	00:29,295		09:13:41
2	01:43,977	00:24,234	00:27,270	00:23,976	00:28,497	192,28	09:15:25
3	01:45,382	00:24,299	00:27,633	00:24,023	00:29,427	192,86	09:17:10
4	01:43,738	00:24,228	00:27,242	00:23,713	00:28,555	191,72	09:18:54
5	01:46,411	00:24,282	00:28,298	00:24,624	00:29,207	191,72	09:20:40
6	01:44,170	00:24,008	00:27,170	00:24,467	00:28,525	193,43	09:22:24
7	01:50,900	00:24,039	00:28,589	00:29,301	00:28,971	191,15	09:24:15
8	01:53,320	00:23,954	00:27,794	00:29,419	00:32,153	<b>198,17</b>	09:26:08
9	01:43,691	00:24,177	00:27,323	00:23,736	00:28,455	191,72	09:27:52
10	01:44,799	00:24,593	00:27,759	00:23,856	00:28,591	197,56	09:29:37
11	01:43,538	00:24,082	00:27,361	00:23,710	<b>00:28,385</b>	192,86	09:31:20
12	01:43,677	00:24,095	00:27,193	00:23,730	00:28,659	192,28	09:33:04
13	01:43,728	<b>00:23,938</b>	00:27,322	00:23,750	00:28,718	194,59	09:34:48
14	01:47,270	00:24,366	00:27,902	00:24,126	00:30,876	190,59	09:36:35
15	01:56,947	00:24,048	00:33,348	00:28,246	00:31,305	192,28	09:38:32
16	<b>01:43,160</b>	00:24,044	<b>00:27,005</b>	<b>00:23,599</b>	00:28,512	194,01	09:40:15

<b>41</b>	GARCIA,Roberto		Cardoso Racing				
	SPA		P.Vmax: 13		T. Ideal: 01:42,789		
Lap Time	Sector 1	Sector 2	Sector 3	Sector 4	V.Max	Hour	
1	START	01:12,960	00:28,768	00:24,312	00:28,914		09:02:36
2	01:44,569	00:24,352	00:27,631	00:24,116	00:28,470	191,15	09:04:20
3	01:43,924	00:24,147	00:27,373	00:24,012	00:28,392	191,15	09:06:04
4	01:43,616	00:24,126	00:27,287	00:23,824	00:28,379	190,59	09:07:48
5	01:43,772	00:24,114	00:27,360	00:23,786	00:28,512	191,72	09:09:31
6	PIT	00:24,118	00:27,246	00:24,176	00:35,614	189,47	09:11:23
7	09:17,542	07:57,124	00:27,936	00:24,148	00:28,334		09:20:40
8	01:44,336	00:24,094	00:27,177	00:24,549	00:28,516	192,86	09:22:24
9	PIT	<b>00:23,890</b>	00:27,734	00:24,475	00:37,090	<b>197,56</b>	09:24:18
10	02:08,076	00:48,123	00:27,748	00:23,870	00:28,335		09:26:26
11	01:43,537	00:24,187	00:27,250	00:23,780	00:28,320	187,28	09:28:09
12	PIT	00:24,095	00:27,393	00:23,698	00:34,699	188,92	09:29:59
13	03:23,462	02:03,870	00:27,254	00:23,781	00:28,557		09:33:23
14	01:43,543	00:24,129	00:27,186	00:23,771	00:28,457	188,92	09:35:06
15	01:43,844	00:24,151	00:27,490	00:23,763	00:28,440	188,37	09:36:50
16	01:43,098	00:24,095	00:27,092	<b>00:23,695</b>	00:28,216	188,37	09:38:33
17	<b>01:43,081</b>	00:24,036	<b>00:27,021</b>	00:23,841	<b>00:28,183</b>	192,28	09:40:16

<b>49</b>	GARCIA,Julio		Jerez Andalucia M. T				
	SPA		P.Vmax: 7		T. Ideal: 01:43,645		
Lap Time	Sector 1	Sector 2	Sector 3	Sector 4	V.Max	Hour	
1	START	01:12,800	00:28,850	00:24,725	00:28,967		09:02:36
2	01:44,615	00:24,448	00:27,627	00:24,062	00:28,478	193,43	09:04:21
3	01:44,004	00:24,196	00:27,362	00:24,005	00:28,441	195,18	09:06:05
4	<b>01:43,671</b>	00:24,101	<b>00:27,228</b>	<b>00:23,933</b>	<b>00:28,409</b>	195,18	09:07:48
5	01:44,688	00:24,289	00:27,591	00:24,221	00:28,587	198,17	09:09:33
6	PIT	<b>00:24,075</b>	00:27,411	00:24,095	00:35,830	198,17	09:11:24
7	09:17,116	07:55,579	00:28,223	00:24,299	00:29,015		09:20:41
8	01:44,388	00:24,297	00:27,400	00:24,076	00:28,615	195,77	09:22:26
9	PIT	00:24,176	00:27,448	00:29,762	00:37,299	195,18	09:24:24
10	02:08,314	00:47,203	00:27,974	00:24,244	00:28,893		09:26:33
11	01:44,909	00:24,509	00:27,578	00:24,123	00:28,699	190,59	09:28:18
12	01:45,151	00:24,564	00:27,527	00:24,276	00:28,784	190,59	09:30:03
13	PIT	00:24,580	00:27,949	00:24,340	00:37,182	191,72	09:31:57
14	04:40,591	03:19,758	00:27,812	00:24,218	00:28,803		09:36:37
15	01:48,126	00:24,316	00:28,081	00:26,729	00:29,000	<b>198,77</b>	09:38:26
16	01:45,802	00:24,091	00:27,999	00:24,900	00:28,812	<b>198,77</b>	09:40:11

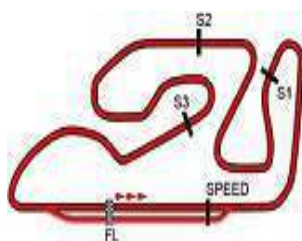
<b>44</b>	MILLAN,Hugo		C. De Campeones				
	SPA		P.Vmax: 10		T. Ideal: 01:43,640		
Lap Time	Sector 1	Sector 2	Sector 3	Sector 4	V.Max	Hour	
1	START	00:34,500	00:30,910	00:25,190	00:30,543		09:02:02
2	01:46,806	00:24,926	00:28,144	00:24,265	00:29,471	196,96	09:03:48
3	01:45,840	00:25,132	00:27,749	00:24,058	00:28,901	194,01	09:05:34

<b>54</b>	FERRANDEZ,Alberto		C. De Campeones			
	SPA		P.Vmax: 13		T. Ideal: 01:43,305	
Lap Time	Sector 1	Sector 2	Sector 3	Sector 4	V.Max	Hour



HEADQUARTERS - Principe de Vergara, 183 - 28002 Madrid - Tel: +34 91 782 02 20

www.fimcevrepsol.com



Circuit de la C.Valenciana

FIM CEV REPSOL Circuit Ricardo Tormo

ANALYSIS / SECTORS Qualifying Practice 1 Hawkercs ETC

Lap	Time	Sector 1	Sector 2	Sector 3	Sector 4	V.Max	Hour
1	START	14:22,242	00:28,241	00:24,339	00:28,903		09:15:44
2	01:45,245	00:24,531	00:27,705	00:24,178	00:28,831	189,47	09:17:30
3	01:45,118	00:24,445	00:27,641	00:24,177	00:28,855	190,03	09:19:15
4	01:44,585	00:24,421	00:27,504	00:24,021	00:28,639	189,47	09:20:59
5	01:44,389	00:24,339	00:27,455	00:23,965	00:28,630	191,72	09:22:44
6	01:44,318	00:24,402	00:27,280	00:23,986	00:28,650	190,03	09:24:28
7	01:44,123	00:24,268	00:27,206	00:23,965	00:28,684	191,15	09:26:12
8	01:44,004	00:24,340	00:27,262	00:23,881	00:28,521	191,72	09:27:56
9	01:43,570	00:24,091	00:27,147	00:23,821	<b>00:28,511</b>	194,59	09:29:40
10	01:44,400	00:24,106	<b>00:26,999</b>	00:24,115	00:29,180	194,59	09:31:24
11	<b>01:43,385</b>	<b>00:23,999</b>	00:27,034	<b>00:23,796</b>	00:28,556	195,77	09:33:07
12	01:44,270	00:24,148	00:27,138	00:24,063	00:28,921	193,43	09:34:52
13	01:44,270	00:24,075	00:27,423	00:23,877	00:28,895	196,36	09:36:36
14	01:45,722	00:24,082	00:27,566	00:25,217	00:28,857	195,18	09:38:22
15	01:48,635	00:24,518	00:27,906	00:26,700	00:29,511	<b>197,56</b>	09:40:10

55		DETTWILER,Noah		Reale Avintia MTA J.			
		SWI		P.Vmax: 7 T. Ideal: 01:45,011			
Lap	Time	Sector 1	Sector 2	Sector 3	Sector 4	V.Max	Hour
1	START	00:34,730	00:30,120	00:26,070	00:30,585		09:02:02
2	01:49,418	00:25,816	00:29,072	00:24,886	00:29,644	<b>198,77</b>	09:03:51
3	01:48,105	00:25,282	00:28,476	00:24,691	00:29,656	194,01	09:05:40
4	01:47,222	00:25,166	00:28,109	00:24,762	00:29,185	192,28	09:07:27
5	01:46,762	00:24,838	00:27,910	00:24,425	00:29,589	194,59	09:09:14
6	01:46,789	00:24,882	00:28,024	00:24,526	00:29,357	191,15	09:11:00
7	01:46,164	00:24,911	<b>00:27,672</b>	00:24,506	00:29,075	189,47	09:12:47
8	PIT	00:24,890	00:28,496	00:25,327	00:38,937	194,01	09:14:44
9	09:26,129	08:02,139	00:28,658	00:25,512	00:29,820		09:24:10
10	01:47,321	00:25,468	00:28,208	00:24,398	00:29,247	186,21	09:25:58
11	01:46,448	00:25,396	00:27,748	00:24,243	00:29,061	187,28	09:27:44
12	01:46,415	00:24,872	00:28,218	00:24,112	00:29,213	190,59	09:29:30
13	01:49,062	00:25,105	00:28,034	00:26,866	00:29,057	189,47	09:31:20
14	01:45,906	00:24,807	00:27,862	00:24,246	00:28,991	190,03	09:33:05
15	01:45,505	<b>00:24,544</b>	00:27,739	00:24,242	00:28,980	191,72	09:34:51
16	01:45,599	00:24,602	00:27,861	<b>00:24,015</b>	00:29,121	195,77	09:36:37
17	01:51,184	00:24,993	00:28,544	00:28,019	00:29,628	192,86	09:38:28
18	<b>01:45,496</b>	00:24,729	00:27,927	00:24,060	<b>00:28,780</b>	191,15	09:40:13

56		HENRY,Marius		Select Machines			
		FRA		P.Vmax: 39 T. Ideal: 01:47,840			
Lap	Time	Sector 1	Sector 2	Sector 3	Sector 4	V.Max	Hour
1	START	00:33,330	00:29,760	00:26,070	00:30,821		09:02:01
2	01:49,840	00:25,528	00:29,037	00:25,259	00:30,016	183,57	09:03:50
3	01:49,272	<b>00:25,333</b>	00:28,849	00:25,110	00:29,980	<b>187,28</b>	09:05:40
4	<b>01:48,114</b>	00:25,403	<b>00:28,126</b>	00:24,998	<b>00:29,587</b>	185,14	09:07:28
5	NULL	00:26,936	00:29,967	00:26,165	00:31,680	182,54	09:09:23
6	01:49,115	00:25,591	00:28,484	00:25,016	00:30,024	181,51	09:11:12
7	01:49,064	00:25,766	00:28,392	00:25,005	00:29,901	177,53	09:13:01
8	01:48,409	00:25,546	00:28,280	00:24,812	00:29,771	178,51	09:14:49
9	PIT	00:26,828	00:30,688	00:28,957	00:41,907	180,00	09:16:57
10	05:38,891	04:12,479	00:31,228	00:25,123	00:30,061		09:22:36
11	01:49,369	00:25,494	00:28,844	00:24,968	00:30,063	180,50	09:24:26
12	01:49,111	00:25,641	00:28,452	00:24,906	00:30,112	177,53	09:26:15
13	01:49,082	00:25,532	00:28,443	00:25,054	00:30,053	179,01	09:28:04
14	01:57,568	00:27,348	00:30,678	00:28,782	00:30,760	177,05	09:30:01
15	01:49,187	00:25,808	00:28,569	<b>00:24,794</b>	00:30,016	176,57	09:31:51
16	01:57,153	00:28,689	00:30,316	00:26,789	00:31,359	175,14	09:33:48
17	01:49,318	00:25,920	00:28,578	00:24,849	00:29,971	177,05	09:35:37
18	01:57,619	00:27,120	00:30,375	00:29,892	00:30,232	175,61	09:37:35

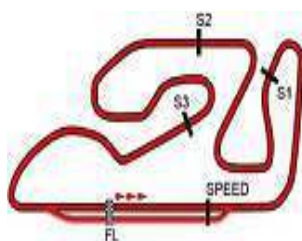
57		GARNESS,Johnny		Microlise Cresswell			
		GBR		P.Vmax: 25 T. Ideal: 01:47,293			
Lap	Time	Sector 1	Sector 2	Sector 3	Sector 4	V.Max	Hour
1	START	01:31,715	00:33,920	00:29,278	00:32,988		09:03:08
2	PIT	00:27,140	00:31,752	00:27,276	00:39,822	190,59	09:05:14
3	02:25,146	00:58,066	00:30,521	00:26,291	00:30,268		09:07:40
4	01:59,215	00:25,909	00:29,228	00:33,828	00:30,250	<b>195,77</b>	09:09:39
5	01:51,194	00:25,744	00:29,469	00:25,648	00:30,333	<b>195,77</b>	09:11:30
6	01:50,550	00:25,325	00:29,298	00:25,679	00:30,248	192,86	09:13:21
7	01:50,267	00:25,397	00:29,210	00:25,682	00:29,978	192,28	09:15:11
8	PIT	00:25,465	00:29,768	00:26,071	00:36,194	192,86	09:17:08
9	07:44,768	06:17,450	00:31,184	00:26,047	00:30,087		09:24:53
10	01:49,804	00:25,327	00:29,110	00:25,502	00:29,865	192,28	09:26:43
11	01:49,117	00:25,345	00:28,839	00:25,188	00:29,745	192,28	09:28:32
12	01:48,935	00:24,919	00:29,051	00:25,265	00:29,700	192,86	09:30:21
13	01:49,002	00:25,209	00:28,663	00:25,406	00:29,724	192,28	09:32:10
14	01:48,550	00:25,197	00:28,453	00:25,265	00:29,635	191,72	09:33:58
15	<b>01:47,293</b>	<b>00:24,674</b>	<b>00:28,233</b>	<b>00:25,026</b>	<b>00:29,360</b>	191,72	09:35:46
16	01:48,276	00:24,711	00:28,544	00:25,288	00:29,733	192,86	09:37:34
17	01:49,245	00:25,047	00:29,012	00:25,257	00:29,929	190,03	09:39:23
18	01:49,870	00:24,956	00:29,333	00:25,961	00:29,620	191,15	09:41:13

62		TRIAS,Blai		Art Box			
		SPA		P.Vmax: 2 T. Ideal: 01:45,278			
Lap	Time	Sector 1	Sector 2	Sector 3	Sector 4	V.Max	Hour
1	START	00:35,480	00:30,170	00:25,670	00:30,061		09:02:02
2	01:48,436	00:25,528	00:28,300	00:25,400	00:29,208	198,77	09:03:50
3	01:46,409	00:24,749	00:27,890	00:24,647	00:29,123	196,36	09:05:37
4	01:45,938	00:24,767	<b>00:27,694</b>	00:24,590	00:28,887	195,77	09:07:23
5	<b>01:45,495</b>	<b>00:24,522</b>	00:27,789	00:24,478	<b>00:28,706</b>	<b>203,77</b>	09:09:08
6	01:49,881	00:25,634	00:29,215	00:25,355	00:29,677	192,86	09:10:58
7	01:45,598	00:24,735	00:27,718	<b>00:24,356</b>	00:28,789	194,01	09:12:44
8	01:52,268	00:24,657	00:29,156	00:27,232	00:31,223	194,01	09:14:36
9	01:46,974	00:24,962	00:28,153	00:24,618	00:29,241	188,92	09:16:23
10	PIT	00:24,845	00:29,827	00:25,514	00:38,368	190,59	09:18:21
11	09:22,691	07:59,231	00:29,698	00:24,746	00:29,016		09:27:44
12	01:46,435	00:24,579	00:28,316	00:24,528	00:29,012	193,43	09:29:31
13	01:46,020	00:24,527	00:27,970	00:24,498	00:29,025	194,01	09:31:17
14	01:55,749	00:24,712	00:27,938	00:31,390	00:31,709	192,86	09:33:12
15	01:46,607	00:24,586	00:28,083	00:24,655	00:29,283	194,59	09:34:59
16	01:46,294	00:24,737	00:28,113	00:24,374	00:29,070	190,03	09:36:45
17	01:47,147	00:24,849	00:27,862	00:24,720	00:29,716	190,03	09:38:32
18	01:46,031	00:24,591	00:27,945	00:24,487	00:29,008	191,15	09:40:18

66		TONN,Phillip		L. Moly Intact SIC J			
		GER		P.Vmax: 28 T. Ideal: 01:43,999			
Lap	Time	Sector 1	Sector 2	Sector 3	Sector 4	V.Max	Hour
1	START	06:12,011	00:29,906	00:30,795	00:29,658		09:07:43
2	01:46,345	00:24,733	00:28,025	00:24,366	00:29,221	188,37	09:09:29
3	01:47,111	00:24,753	00:28,406	00:24,955	00:28,997	190,03	09:11:16
4	NULL	00:24,848	00:27,890	00:24,679	00:29,043	188,92	09:13:03
5	01:45,843	00:24,430	00:27,875	00:24,296	00:29,242	190,03	09:14:49
6	01:45,240	00:24,757	00:27,608	00:24,161	00:28,714	187,28	09:16:34
7	01:44,346	<b>00:24,138</b>	00:27,607	00:23,961	00:28,640	192,86	09:18:18
8	PIT	00:24,263	00:27,609	00:24,185	00:35,837	190,59	09:20:10
9	09:40,202	08:17,700	00:28,614	00:24,666	00:29,222		09:29:50
10	01:45,638	00:24,807	00:27,768	00:24,237	00:28,826	186,74	09:31:36
11	01:46,738	00:24,659	00:28,247	00:24,643	00:29,189	188,37	09:33:23







## Circuit de la C.Valenciana

## FIM CEV REPSOL Circuit Ricardo Tormo

## ANALYSIS / SECTORS Qualifying Practice 1 Hawkerc ETC

12 01:44,267 00:24,294 00:27,491 00:23,883 00:28,599 193,43 09:35:07  
 13 01:44,274 00:24,225 00:27,379 00:23,934 00:28,736 190,59 09:36:51

Lap	Time	Sector 1	Sector 2	Sector 3	Sector 4	V.Max	Hour	RUDA, Marcos	
								Team Honda Laglisse	SPA
								P.Vmax: 10	T. Ideal: 01:42,833
1	START	11:30,986	00:30,174	00:25,973	00:31,109		09:12:59		
2	PIT	00:24,506	00:27,439	00:24,107	00:36,577	191,15	09:14:51		
3	04:02,260	02:33,926	00:29,173	00:27,903	00:31,258		09:18:54		
4	NULL	00:24,074	00:28,014	00:25,682	00:30,431	196,96	09:20:42		
5	01:43,919	00:24,105	00:27,248	00:24,065	00:28,501	198,17	09:22:26		
6	NULL	00:23,918	00:27,373	00:29,750	00:30,735	197,56	09:24:18		
7	NULL	00:24,055	00:27,175	00:24,553	00:28,974	194,01	09:26:02		
8	01:43,356	00:24,153	00:27,200	00:23,762	00:28,241	194,01	09:27:46		
9	NULL	00:25,810	00:27,760	00:24,736	00:28,947	195,18	09:29:33		
10	01:43,811	00:24,043	00:26,912	00:24,201	00:28,655	193,43	09:31:17		

Lap	Time	Sector 1	Sector 2	Sector 3	Sector 4	V.Max	Hour	SCOTT, Tyler	
								Estrella Galicia 0,0	USA
								P.Vmax: 37	T. Ideal: 01:44,745
1	START	01:48,930	00:29,455	00:25,358	00:29,865		09:03:14		
2	01:48,518	00:25,572	00:28,170	00:25,167	00:29,609	183,57	09:05:03		
3	01:47,158	00:25,257	00:27,931	00:24,751	00:29,219	182,54	09:06:50		
4	01:46,915	00:25,336	00:27,776	00:24,574	00:29,229	182,54	09:08:37		
5	01:46,605	00:25,278	00:27,809	00:24,307	00:29,211	183,05	09:10:23		
6	01:46,171	00:25,109	00:27,620	00:24,368	00:29,074	182,54	09:12:10		
7	01:45,629	00:24,981	00:27,489	00:24,189	00:28,970	183,05	09:13:55		
8	01:45,018	00:24,862	00:27,327	00:24,021	00:28,808	183,05	09:15:40		
9	PIT	00:26,777	00:29,637	00:25,379	00:34,464	184,09	09:17:36		
10	04:47,828	03:24,931	00:29,129	00:24,755	00:29,013		09:22:24		
11	01:47,263	00:24,611	00:27,865	00:24,958	00:29,829	189,47	09:24:12		
12	01:46,164	00:24,667	00:27,899	00:24,596	00:29,002	187,83	09:25:58		
13	01:45,337	00:24,806	00:27,715	00:23,999	00:28,817	184,62	09:27:43		
14	01:45,396	00:24,688	00:27,591	00:24,190	00:28,927	186,21	09:29:28		
15	01:46,847	00:24,909	00:27,554	00:24,714	00:29,670	182,54	09:31:15		

Lap	Time	Sector 1	Sector 2	Sector 3	Sector 4	V.Max	Hour	SAKO, Daijiro	
								C. De Campeones	JPN
								P.Vmax: 13	T. Ideal: 01:43,455
1	START	00:30,410	00:30,160	00:26,730	00:31,113		09:01:59		
2	01:50,306	00:26,462	00:28,991	00:25,245	00:29,608	171,43	09:03:49		
3	01:46,882	00:25,186	00:27,907	00:24,561	00:29,228	183,57	09:05:36		
4	01:44,450	00:24,426	00:27,315	00:23,944	00:28,765	192,28	09:07:21		
5	01:43,889	00:24,321	00:27,148	00:23,811	00:28,609	189,47	09:09:04		
6	01:44,385	00:24,274	00:27,191	00:23,985	00:28,935	194,59	09:10:49		
7	PIT	00:24,335	00:27,147	00:23,889	00:34,645	187,83	09:12:39		
8	09:50,327	08:28,457	00:28,079	00:24,420	00:29,371		09:22:29		
9	PIT	00:24,160	00:27,101	00:24,033	00:35,784	192,28	09:24:20		
10	07:04,285	05:30,624	00:29,178	00:33,809	00:30,674		09:31:25		
11	01:44,416	00:24,263	00:27,268	00:24,048	00:28,837	191,72	09:33:09		
12	01:43,926	00:24,181	00:27,168	00:23,945	00:28,632	197,56	09:34:53		
13	01:44,336	00:24,330	00:27,332	00:24,218	00:28,456	193,43	09:36:37		
14	01:45,995	00:24,419	00:27,996	00:24,658	00:28,922	196,96	09:38:23		
15	01:43,540	00:24,201	00:27,132	00:23,824	00:28,383	190,03	09:40:07		

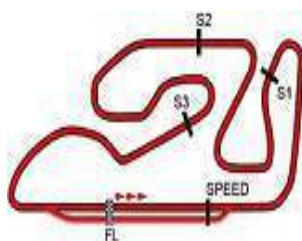
Lap	Time	Sector 1	Sector 2	Sector 3	Sector 4	V.Max	Hour	VOLPI, Mattia	
								SIC 58 Squadra Corse	ITA
								P.Vmax: 22	T. Ideal: 01:44,957
1	START	00:35,890	00:29,600	00:25,350	00:30,251		09:02:02		
2	01:48,336	00:25,367	00:28,452	00:25,086	00:29,431	195,18	09:03:50		

3	01:46,473	00:24,965	00:27,966	00:24,424	00:29,118	192,28	09:05:36		
4	01:45,952	00:24,925	00:27,770	00:24,284	00:28,973	194,59	09:07:22		
5	01:45,684	00:24,590	00:27,760	00:24,284	00:29,050	191,72	09:09:08		
6	PIT	00:27,410	00:28,960	00:25,294	00:37,025	190,03	09:11:07		
7	11:15,918	09:31,801	00:33,150	00:41,355	00:29,612		09:22:23		
8	01:47,576	00:24,908	00:28,045	00:25,349	00:29,274	186,74	09:24:10		
9	PIT	00:24,820	00:27,815	00:24,358	00:35,406	186,74	09:26:03		
10	05:14,001	03:48,316	00:29,256	00:25,318	00:31,111		09:31:17		
11	01:46,536	00:25,034	00:27,785	00:24,492	00:29,225	184,62	09:33:03		
12	01:45,328	00:24,788	00:27,643	00:24,046	00:28,851	186,21	09:34:49		
13	01:45,532	00:24,427	00:27,694	00:24,317	00:29,094	194,01	09:36:34		
14	01:45,533	00:24,627	00:27,789	00:24,165	00:28,952	196,36	09:38:20		
15	01:45,256	00:24,653	00:27,633	00:24,067	00:28,903	188,92	09:40:05		

Lap	Time	Sector 1	Sector 2	Sector 3	Sector 4	V.Max	Hour	JIGALOV, Damian	
								L. Moly Intact SIC J	USA
								P.Vmax: 40	T. Ideal: 01:46,498
1	START	09:13,060	00:31,667	00:26,364	00:30,452		09:10:42		
2	01:50,181	00:25,895	00:29,390	00:25,247	00:29,649	183,57	09:12:32		
3	PIT	00:25,938	00:32,980	00:31,724	00:39,124	185,67	09:14:42		
4	16:27,003	15:01,985	00:29,875	00:25,517	00:29,626		09:31:09		
5	01:48,076	00:25,237	00:28,615	00:24,844	00:29,380	185,14	09:32:57		
6	01:47,423	00:25,095	00:28,460	00:24,691	00:29,177	183,05	09:34:45		
7	01:46,902	00:25,032	00:28,043	00:24,632	00:29,195	182,54	09:36:31		
8	01:47,665	00:25,168	00:28,235	00:24,679	00:29,583	184,62	09:38:19		
9	01:46,709	00:25,026	00:28,254	00:24,278	00:29,151	184,09	09:40:06		

Lap	Time	Sector 1	Sector 2	Sector 3	Sector 4	V.Max	Hour	ALONSO, David	
								Openbank Aspar T.	COL
								P.Vmax: 5	T. Ideal: 01:42,750
1	START	12:16,746	00:28,983	00:24,683	00:28,884		09:13:40		
2	01:44,610	00:24,359	00:27,565	00:24,121	00:28,565	193,43	09:15:24		
3	01:44,266	00:24,215	00:27,602	00:23,972	00:28,477	195,18	09:17:09		
4	01:43,837	00:24,204	00:27,391	00:23,877	00:28,365	194,01	09:18:53		
5	01:48,195	00:24,609	00:29,390	00:25,260	00:28,936	196,36	09:20:41		
6	01:47,688	00:24,063	00:27,140	00:27,660	00:28,825	198,17	09:22:18		
7	01:45,937	00:24,066	00:27,237	00:23,792	00:30,842	195,18	09:24:14		
8	01:54,558	00:24,094	00:27,624	00:28,570	00:34,270	194,59	09:26:09		
9	01:42,975	00:24,104	00:27,222	00:23,652	00:27,997	196,96	09:27:52		
10	01:45,879	00:24,517	00:28,412	00:24,273	00:28,677	197,56	09:29:38		
11	01:43,214	00:24,022	00:27,156	00:23,864	00:28,172	197,56	09:31:21		
12	01:43,201	00:24,032	00:27,175	00:23,603	00:28,391	197,56	09:33:04		
13	01:45,134	00:24,532	00:27,833	00:24,122	00:28,647	197,56	09:34:49		
14	01:47,673	00:24,010	00:27,318	00:23,834	00:32,511	196,36	09:36:37		
15	01:50,990	00:24,380	00:28,208	00:28,296	00:30,106	198,77	09:38:28		
16	01:43,751	00:24,290	00:27,271	00:23,701	00:28,489	199,38	09:40:12		

Lap	Time	Sector 1	Sector 2	Sector 3	Sector 4	V.Max	Hour	CARPE, Alvaro	
								Hawkerc Finetwork J.	SPA
								P.Vmax: 28	T. Ideal: 01:43,537
1	START	09:52,923	00:29,446	00:27,133	00:30,028		09:11:20		
2	01:44,876	00:24,656	00:27,596						




## Circuit de la C.Valenciana

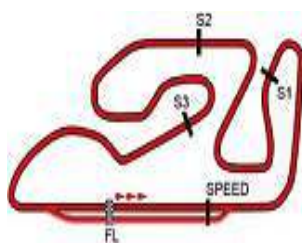
## FIM CEV REPSOL Circuit Ricardo Tormo

## ANALYSIS / SECTORS Qualifying Practice 1 Hawkercs ETC

84 Van Der GOORBERGH,Z. NED Super-B P.Vmax: 36 T. Ideal: 01:43,428							
Lap Time	Sector 1	Sector 2	Sector 3	Sector 4	V.Max	Hour	
1	START	25:26,237	00:27,870	00:24,016	00:28,670		09:26:47
2	01:43,955	00:24,180	<b>00:27,182</b>	<b>00:23,645</b>	00:28,948	<b>190,03</b>	09:28:31
3	09:16,943	07:54,725	00:28,584	00:24,467	00:29,167		09:37:48
4	01:45,054	00:24,523	00:27,527	00:24,190	00:28,814	186,21	09:39:33
5	<b>01:43,492</b>	<b>00:24,149</b>	00:27,215	00:23,676	<b>00:28,452</b>	188,92	09:41:17
12	01:48,843						00:25,019 00:28,797 00:25,384 00:29,643 192,86 09:26:01
13	01:49,929						00:25,492 00:29,410 <b>00:25,135</b> 00:29,892 191,15 09:27:51
14	PIT						00:29,767 00:29,397 00:27,357 00:37,689 191,15 09:29:55
15	04:51,355						03:25,616 00:30,160 00:25,515 00:30,064 09:34:47
16	01:49,708						00:25,597 00:28,969 00:25,171 00:29,971 189,47 09:36:36
17	<b>01:48,162</b>						<b>00:24,986</b> 00:28,562 00:25,205 <b>00:29,409</b> 193,43 09:38:24
18	NULL						00:25,016 <b>00:28,346</b> 00:25,151 00:29,448 <b>196,36</b> 09:40:12
89 MIHAILA, Demis ITA Team Honda Laglisse P.Vmax: 27 T. Ideal: 01:45,333							
Lap Time	Sector 1	Sector 2	Sector 3	Sector 4	V.Max	Hour	
1	START	11:31,095	00:31,019	00:26,071	00:30,227		09:12:59
2	PIT	00:24,909	00:27,933	00:24,673	00:39,824	188,37	09:14:56
3	05:35,329	04:10,848	00:28,830	00:25,735	00:29,916		09:20:32
4	01:47,901	00:25,092	00:28,288	00:24,968	00:29,553	187,28	09:22:20
5	01:56,280					186,74	09:24:16
6	01:46,552	00:24,797	00:27,880	00:24,671	00:29,204	192,28	09:26:02
7	01:46,480	00:24,627	00:28,258	00:24,414	00:29,181	<b>194,01</b>	09:27:49
8	01:47,160	00:24,954	00:27,923	00:24,531	00:29,752	188,37	09:29:36
9	01:45,969	00:24,786	00:28,117	00:24,279	<b>00:28,787</b>	193,43	09:31:22
10	01:46,247	00:24,597	00:27,970	00:24,616	00:29,064	190,59	09:33:08
11	01:45,683	00:24,742	00:27,828	00:24,311	00:28,802	191,72	09:34:54
12	<b>01:45,591</b>	00:24,696	00:27,920	<b>00:24,161</b>	00:28,814	191,72	09:36:39
13	01:45,935	00:24,702	<b>00:27,808</b>	00:24,508	00:28,917	191,15	09:38:25
14	01:46,255	<b>00:24,577</b>	00:27,977	00:24,690	00:29,011	192,28	09:40:12
95 MORELLI, Marco SPA Estrella Galicia 0,0 P.Vmax: 13 T. Ideal: 01:44,021							
Lap Time	Sector 1	Sector 2	Sector 3	Sector 4	V.Max	Hour	
1	START	12:13,335	00:27,700	00:24,046	00:28,669		09:13:34
2	01:45,601	00:25,083	00:27,666	00:24,155	00:28,697	189,47	09:15:20
3	01:44,866	00:24,193	00:27,897	00:24,145	00:28,631	192,86	09:17:05
4	01:46,046	00:24,363	00:28,524	00:24,280	00:28,879	192,86	09:18:51
5	01:45,450	00:24,565	00:27,815	00:24,143	00:28,927	191,15	09:20:36
6	PIT	00:25,429	00:30,556	00:24,683	00:36,659	194,59	09:22:34
7	05:22,085	04:00,407	00:28,352	00:24,471	00:28,855		09:27:56
8	01:44,944	00:24,778	00:27,550	<b>00:23,980</b>	00:28,636	192,86	09:29:41
9	01:44,294	00:24,330	00:27,441	00:24,021	<b>00:28,502</b>	195,77	09:31:25
10	01:45,157	<b>00:24,145</b>	00:27,944	00:24,297	00:28,771	<b>197,56</b>	09:33:10
11	<b>01:44,277</b>	00:24,255	<b>00:27,394</b>	00:23,982	00:28,646	194,01	09:34:54
12	01:44,465	00:24,392	00:27,528	00:23,985	00:28,560	196,36	09:36:39
13	01:48,468	00:24,159	00:27,609	00:27,762	00:28,938	195,18	09:38:27
14	01:44,686	00:24,262	00:27,459	00:23,987	00:28,978	192,86	09:40:12
97 BOGGIO, Dodo ITA Fau55 Tey Racing P.Vmax: 22 T. Ideal: 01:47,876							
Lap Time	Sector 1	Sector 2	Sector 3	Sector 4	V.Max	Hour	
1	START	00:39,650	00:31,630	00:27,300	00:31,400		09:02:11
2	01:53,046	00:26,141	00:29,774	00:26,537	00:30,594	189,47	09:04:04
3	01:51,752	00:25,827	00:29,548	00:26,063	00:30,314	190,59	09:05:55
4	01:51,468	00:25,536	00:29,687	00:26,071	00:30,174	192,28	09:07:47
5	01:50,468	00:25,530	00:29,188	00:25,719	00:30,031	191,72	09:09:37
6	PIT	00:25,525	00:29,129	00:25,854	00:40,229	191,72	09:11:38
7	05:13,196	03:46,423	00:30,119	00:26,140	00:30,514		09:16:51
8	01:51,242	00:25,884	00:29,375	00:25,835	00:30,148	188,92	09:18:42
9	01:50,297	00:25,576	00:29,180	00:25,598	00:29,943	189,47	09:20:33
10	01:50,035	00:25,307	00:28,881	00:25,678	00:30,169	192,28	09:22:23
11	01:49,445	00:25,153	00:28,722	00:25,529	00:30,041	193,43	09:24:12







3 - PEDENEAU,Mateo		P.Vmax: 38					T. Ideal: 01:46,232	
Lap	Time	Vel. S1	Vel. S2	Vel. S3	Vel. S4	Avg spd	V.Max	Hour
1	START	50,29	112,17	116,01	134,81	88,28		09:02:44
2	01:48,278	150,39	120,78	123,44	138,34	133,16	184,09	09:04:32
3	PIT	150,06	119,53	120,61	109,93	123,33	183,05	09:06:29
4	04:32,116	20,34	118,56	117,52	139,08	52,98		09:11:01
5	<b>01:46,715</b>	151,95	122,33	<b>124,89</b>	<b>141,46</b>	<b>135,11</b>	<b>188,37</b>	09:12:48
6	PIT	<b>154,26</b>	121,40	117,19	86,20	113,68	187,83	09:14:55
7	05:42,338	15,05	118,09	118,87	121,17	42,12		09:20:37
8	01:56,554	127,12	105,85	123,94	139,67	123,70	183,05	09:22:34
9	01:47,053	152,41	122,23	124,14	140,29	134,68	185,67	09:24:21
10	01:47,826	152,55	122,14	124,07	136,74	133,72	185,14	09:26:09
11	01:49,312	147,19	121,16	123,06	136,08	131,90	183,57	09:27:58
12	PIT	146,41	118,15	116,58	107,70	120,63	185,67	09:29:57
13	05:52,336	14,26	117,73	121,42	135,29	40,92		09:35:50
14	01:48,197	150,70	121,19	123,02	138,42	133,26	181,51	09:37:38
15	01:47,239	151,56	<b>122,80</b>	123,68	139,88	134,45	182,54	09:39:25
16	01:47,620	152,25	122,19	122,49	139,33	133,97	183,05	09:41:13

4 - PAWELEC,Milan		P.Vmax: 5					T. Ideal: 01:45,685	
Lap	Time	Vel. S1	Vel. S2	Vel. S3	Vel. S4	Avg spd	V.Max	Hour
1	START	104,70	112,20	118,78	136,91	117,40		09:02:03
2	01:48,341	151,70	119,89	121,30	140,05	133,08	193,43	09:03:52
3	01:48,008	153,69	120,95	121,24	138,97	133,49	<b>199,38</b>	09:05:40
4	01:46,844	154,22	121,71	123,30	141,26	134,94	194,59	09:07:27
5	01:46,799	155,50	122,55	123,20	139,67	135,00	192,86	09:09:13
6	01:46,442	154,28	122,47	124,18	141,46	135,45	190,03	09:11:00
7	01:46,486	154,39	122,80	124,43	140,56	135,40	191,72	09:12:46
8	PIT	153,65	117,74	119,15	95,02	117,27	188,92	09:14:49
9	09:21,217	8,03	113,95	116,13	139,22	25,69		09:24:10
10	01:47,529	152,28	121,11	121,16	142,26	134,08	191,72	09:25:58
11	01:46,624	151,72	122,57	124,55	142,14	135,22	191,15	09:27:45
12	01:46,233	154,99	122,21	124,02	142,38	135,72	191,72	09:29:31
13	01:46,214	155,07	122,70	124,19	141,69	135,74	194,01	09:31:17
14	01:47,256	153,72	120,51	123,62	140,71	134,43	192,28	09:33:04
15	01:47,419	149,33	121,24	<b>124,69</b>	141,60	134,22	196,36	09:34:52
16	<b>01:45,756</b>	<b>155,81</b>	<b>123,35</b>	124,33	<b>142,50</b>	<b>136,33</b>	194,59	09:36:37
17	01:47,197	155,37	120,47	121,28	142,06	134,50	196,36	09:38:25
18	01:46,459	154,81	122,58	123,44	141,55	135,43	195,18	09:40:11

5 - PAWELEC,Oleg		P.Vmax: 28					T. Ideal: 01:45,783	
Lap	Time	Vel. S1	Vel. S2	Vel. S3	Vel. S4	Avg spd	V.Max	Hour
1	START	101,38	112,65	119,20	136,59	116,41		09:02:04
2	01:48,825	148,11	120,23	121,42	140,15	132,49	187,28	09:03:53
3	01:46,955	151,63	121,91	123,85	142,01	134,80	188,37	09:05:40
4	01:46,850	152,15	122,79	123,58	141,39	134,94	191,72	09:07:27
5	01:46,614	153,81	<b>123,42</b>	124,05	140,08	135,24	190,59	09:09:14
6	01:46,960	152,09	122,90	123,98	140,40	134,80	191,15	09:11:01
7	01:46,721	150,21	122,61	125,03	<b>142,41</b>	135,10	186,74	09:12:47
8	PIT	154,19	119,43	118,16	86,82	113,74	188,37	09:14:54
9	09:17,381	8,11	114,64	113,69	137,36	25,87		09:24:11
10	01:46,818	151,70	122,20	124,39	141,78	134,98	188,37	09:25:58
11	01:46,610	152,91	122,21	124,37	141,83	135,24	191,15	09:27:45
12	<b>01:46,083</b>	<b>154,72</b>	123,00	124,25	142,21	<b>135,91</b>	190,03	09:29:31
13	01:46,676	153,79	122,24	123,99	141,15	135,16	192,28	09:31:18
14	01:46,844	153,64	122,89	123,22	140,48	134,94	185,67	09:33:05
15	01:46,280	152,24	123,17	<b>125,09</b>	142,22	135,66	<b>193,43</b>	09:34:51

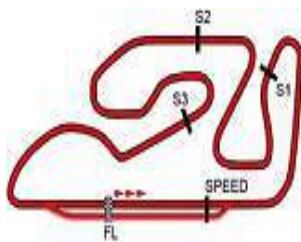
10 - CRUCES,Adrian		P.Vmax: 7					T. Ideal: 01:43,321	
Lap	Time	Vel. S1	Vel. S2	Vel. S3	Vel. S4	Avg spd	V.Max	Hour
1	START	112,70	115,72	117,05	132,56	119,50		09:02:01
2	01:49,553	146,29	121,39	120,44	137,91	131,61	183,57	09:03:51
3	01:46,995	151,52	121,58	125,07	141,11	134,75	192,28	09:05:38
4	01:48,022	156,66	<b>126,11</b>	112,39	140,51	133,47	190,59	09:07:26
5	01:44,354	156,05	125,45	127,01	144,40	138,16	188,92	09:09:10
6	01:45,962	157,59	120,39	125,65	142,24	136,07	191,72	09:10:56
7	01:44,378	157,06	125,30	127,66	143,05	138,13	187,83	09:12:40
8	PIT	153,24	121,15	119,52	117,14	126,56	186,21	09:14:34
9	06:11,298	13,17	122,23	125,64	140,73	38,83		09:20:46
10	01:44,036	156,75	125,20	127,73	<b>145,07</b>	138,59	188,92	09:22:30
11	01:44,765	158,39	125,50	127,24	140,35	137,62	195,77	09:24:14
12	01:44,012	157,98	125,27	127,13	144,72	138,62	195,18	09:25:58
13	01:44,279	157,30	125,13	128,01	143,22	138,26	195,18	09:27:43
14	01:46,413	151,48	123,15	126,60	140,81	135,49	186,74	09:29:29
15	01:48,931	156,92	125,05	109,79	140,14	132,36	189,47	09:31:18
16	01:46,978	157,51	124,84	115,14	143,17	134,78	195,18	09:33:05
17	01:44,393	155,40	125,29	127,71	144,24	138,11	190,59	09:34:49
18	01:44,074	<b>158,86</b>	125,88	127,71	142,52	138,54	194,01	09:36:34
19	01:48,211	154,09	124,83	113,25	141,92	133,24	187,28	09:38:22
20	<b>01:43,698</b>	157,26	125,79	<b>128,77</b>	144,75	<b>139,04</b>	<b>198,77</b>	09:40:05

12 - ROULSTONE,Jacob J.		P.Vmax: 13					T. Ideal: 01:44,483	
Lap	Time	Vel. S1	Vel. S2	Vel. S3	Vel. S4	Avg spd	V.Max	Hour
1	START	4,40	115,37	121,09	138,44	15,14		09:15:53
2	01:46,255	153,85	122,93	124,78	141,63	135,69	187,28	09:17:39
3	01:45,818	155,14	122,70	125,69	142,14	136,25	188,92	09:19:25
4	01:45,543	155,41	123,43	125,50	142,65	136,61	189,47	09:21:11
5	PIT	155,41	123,45	122,23	107,43	124,66	190,03	09:23:06
6	08:11,612	9,41	115,24	111,87	142,18	29,33		09:31:18
7	01:45,376	<b>157,06</b>	122,90	125,20	143,10	136,82	196,96	09:33:03
8	<b>01:44,807</b>	156,46	124,43	126,05	<b>143,86</b>	<b>137,57</b>	192,86	09:34:48
9	01:45,741	155,72	124,00	124,53	141,73	136,35	192,86	09:36:34
10	01:44,833	<b>157,06</b>	<b>125,25</b>	<b>126,31</b>	142,12	137,53	<b>197,56</b>	09:38:19
11	01:46,162	155,37	124,55	124,75	139,20	135,81	188,37	09:40:05

13 - TAPIAS,Marco		P.Vmax: 28					T. Ideal: 01:43,218	
Lap	Time	Vel. S1	Vel. S2	Vel. S3	Vel. S4	Avg spd	V.Max	Hour
1	START	4,48	123,19	126,55	141,48	15,47		09:15:33
2	01:44,456	156,74	124,38	127,87	143,72	138,03	185,67	09:17:17
3	01:44,037	156,91	126,05	127,94	143,79	138,59	186,74	09:19:01
4	01:45,142	157,04	126,93	125,30	139,82	137,13	187,83	09:20:46
5	<b>01:43,218</b>	<b>158,22</b>	<b>127,10</b>	<b>128,91</b>	<b>144,88</b>	<b>139,68</b>	191,15	09:22:30
6	PIT	151,27	123,37	125,08	111,88	126,19	<b>193,43</b>	09:24:24
7	11:36,457	6,19	125,30	127,84	141,98	20,70		09:36:00
8	01:48,810	156,86	125,48	107,07	143,76	132,51	186,74	09:37:49
9	01:43,710	157,89	126,37	127,98	144,29	139,02	191,15	09:39:33
10	01:43,677	157,30	126,47	128,40	144,42	139,07	187,83	09:41:16

16 - LIGUORI,Edoardo		P.Vmax: 18					T. Ideal: 01:47,417	
Lap	Time	Vel. S1	Vel. S2	Vel. S3	Vel. S4	Avg spd	V.Max	Hour
1	START	95,57	113,13	118,11	135,45	113,97		09:02:07
2	01:50,202	148,82	117,61	120,45	137,06	130,83	191,72	09:03:57
3	01:49,884	150,10	117,84	120,08	137,61	131,21	191,15	09:05:47
4	01:50,369	149,30	116,49	120,05	137,60	130,63	190,59	09:07:38
5	01:49,212	149,92	119,68	120,46	138,42	132,02	189,47	09:09:27
6	01:48,556	150,82	119,93	122,18	138,83	132,82	191,72	09:11:15
7	01:48,754	151,16	119,32	121,21	139,26	132,57	190,59	09:13:04






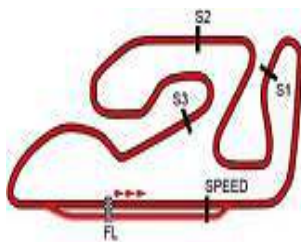
## Circuit de la C.Valenciana

## FIM CEV REPSOL Circuit Ricardo Tormo

## VELOCIDAD EN SECTORES Qualifying Practice 1 Hawkerts ETC

8	01:48,469	151,39	119,65	122,25	139,04	132,92	191,15	09:14:53	14	01:45,105	157,48	124,29	125,31	142,46	137,18	195,18	09:26:03		
9	01:48,212	151,61	120,38	122,61	138,92	133,24	191,15	09:16:41	15	01:50,176	153,39	121,08	108,68	142,56	130,86	<b>205,06</b>	09:27:53		
10	PIT	150,81	119,08	120,86	112,51	124,31	189,47	09:18:37	16	01:45,493	156,32	122,55	125,11	143,56	136,67	198,77	09:29:39		
11	07:26,560	10,55	117,46	117,79	137,88	32,29		09:26:03	17	01:45,143	156,64	124,74	125,62	142,12	137,13	192,86	09:31:24		
12	01:48,402	151,05	119,51	122,35	139,69	133,00	<b>196,96</b>	09:27:52	18	01:44,671	156,35	<b>125,82</b>	125,75	143,37	137,75	195,77	09:33:08		
13	01:48,406	150,89	120,32	122,12	139,10	133,00	194,01	09:29:40	19	01:44,973	<b>157,88</b>	124,57	124,40	143,38	137,35	202,50	09:34:53		
14	01:47,798	152,14	120,65	<b>122,78</b>	139,99	133,75	194,01	09:31:28	20	01:44,614	157,12	124,94	126,00	143,79	137,82	201,24	09:36:38		
15	01:48,252	151,39	121,21	121,96	138,60	133,19	190,59	09:33:16	21	NULL	156,28	123,26	109,64	136,09	130,67	198,77	09:38:28		
16	01:48,220	151,31	120,71	121,99	139,35	133,23	189,47	09:35:04	22	<b>01:44,400</b>	157,29	125,15	<b>126,39</b>	<b>144,13</b>	<b>138,10</b>	196,36	09:40:13		
17	01:47,784	151,11	120,89	122,65	<b>140,73</b>	133,77	188,92	09:36:52	<b>24 - PLANQUES,Guillem</b>								P.Vmax: 26	T. Ideal: 01:44,101	
18	01:47,818	152,42	<b>121,40</b>	122,42	139,20	133,73	192,86	09:38:40	<b>Lap</b>	<b>Time</b>	<b>Vel. S1</b>	<b>Vel. S2</b>	<b>Vel. S3</b>	<b>Vel. S4</b>	<b>Avg spd</b>	<b>V.Max</b>	<b>Hour</b>		
19	<b>01:47,669</b>	<b>152,46</b>	121,10	122,70	139,93	<b>133,91</b>	190,03	09:40:28	1	START	11,12	117,21	120,02	139,95	33,75		09:07:08		
<b>17 - COLLINS,Torin</b>									<b>24 - PLANQUES,Guillem</b>									P.Vmax: 26	T. Ideal: 01:44,101
P.Vmax: 33									P.Vmax: 26									T. Ideal: 01:44,101	
T. Ideal: 01:45,619									T. Ideal: 01:44,101										
<b>Lap</b>	<b>Time</b>	<b>Vel. S1</b>	<b>Vel. S2</b>	<b>Vel. S3</b>	<b>Vel. S4</b>	<b>Avg spd</b>	<b>V.Max</b>	<b>Hour</b>	2	02:02,740	142,42	115,50	81,62	142,59	117,47	192,28	09:09:10		
1	START	113,81	115,99	120,00	135,49	121,22		09:01:59	3	01:45,797	155,24	122,68	123,18	<b>144,66</b>	136,28	194,59	09:10:56		
2	01:49,433	149,82	119,88	120,01	137,69	131,75	187,28	09:03:49	4	01:44,960	155,24	125,08	126,58	142,83	137,37	186,21	09:12:41		
3	01:47,148	152,57	122,75	123,82	139,45	134,56	189,47	09:05:36	5	01:49,899	153,86	118,84	113,62	140,23	131,19	<b>195,18</b>	09:14:31		
4	01:46,653	153,08	124,04	124,95	138,96	135,19	186,74	09:07:23	6	01:47,630	154,60	122,59	121,22	138,28	133,96	186,21	09:16:19		
5	01:46,729	153,39	122,48	125,09	139,91	135,09	188,92	09:09:09	7	01:45,990	153,86	121,24	126,07	143,61	136,03	192,28	09:18:05		
6	01:50,279	153,67	120,21	124,21	127,40	130,74	187,28	09:11:00	8	01:46,192	152,46	122,74	125,63	142,44	135,77	185,67	09:19:51		
7	01:47,028	151,15	123,51	124,20	139,95	134,71	183,05	09:12:47	9	PIT	153,96	121,74	124,63	112,95	126,55	192,28	09:21:45		
8	PIT	153,01	121,64	119,78	93,78	117,65	189,47	09:14:49	10	05:40,247	14,75	121,14	125,40	142,31	42,38		09:27:25		
9	09:25,522	7,92	120,95	123,98	135,14	25,50		09:24:15	11	01:45,183	155,83	123,94	125,71	143,34	137,08	191,72	09:29:10		
10	01:47,481	152,38	121,95	122,50	140,14	134,14	187,83	09:26:02	12	01:44,879	156,32	123,98	126,12	144,04	137,47	191,15	09:30:55		
11	01:46,911	153,41	121,33	124,91	140,45	134,86	185,67	09:27:49	13	01:44,770	155,97	124,68	126,30	143,91	137,62	191,15	09:32:40		
12	01:46,624	154,31	123,24	125,43	138,57	135,22	185,67	09:29:36	14	01:46,343	154,39	122,78	123,04	142,62	135,58	191,15	09:34:26		
13	01:46,814	153,22	122,58	123,46	<b>141,06</b>	134,98	185,67	09:31:23	15	01:44,610	156,10	124,91	126,63	144,04	137,83	191,15	09:36:11		
14	<b>01:46,094</b>	<b>155,40</b>	123,97	124,76	140,09	<b>135,90</b>	187,28	09:33:09	16	01:44,332	<b>157,24</b>	124,79	126,82	144,50	138,19	191,72	09:37:55		
15	01:48,156	154,55	<b>124,61</b>	<b>125,44</b>	130,35	133,31	<b>191,72</b>	09:34:57	17	01:44,462	157,15	124,87	126,83	143,81	138,02	192,28	09:39:40		
16	01:46,274	153,54	123,76	124,94	140,71	135,67	183,05	09:36:43	18	<b>01:44,179</b>	157,22	<b>125,62</b>	<b>126,91</b>	144,28	<b>138,40</b>	192,28	09:41:24		
17	01:46,669	153,31	123,94	123,49	140,18	135,17	184,09	09:38:30	<b>27 - SANDOVAL,Romeo</b>									P.Vmax: 18	T. Ideal: 01:45,006
18	01:46,285	153,95	124,35	125,30	139,39	135,65	186,74	09:40:16	<b>Lap</b>	<b>Time</b>	<b>Vel. S1</b>	<b>Vel. S2</b>	<b>Vel. S3</b>	<b>Vel. S4</b>	<b>Avg spd</b>	<b>V.Max</b>	<b>Hour</b>		
<b>18 - PIQUERAS,Angel</b>									<b>27 - SANDOVAL,Romeo</b>									P.Vmax: 18	T. Ideal: 01:45,006
P.Vmax: 18									P.Vmax: 18									T. Ideal: 01:45,006	
T. Ideal: 01:44,282									T. Ideal: 01:45,006										
<b>Lap</b>	<b>Time</b>	<b>Vel. S1</b>	<b>Vel. S2</b>	<b>Vel. S3</b>	<b>Vel. S4</b>	<b>Avg spd</b>	<b>V.Max</b>	<b>Hour</b>	1	START	6,63	118,57	121,42	135,89	21,85		09:11:01		
1	START	104,01	114,60	122,32	139,46	119,04		09:02:02	2	NULL	150,95	124,03	124,55	142,22	135,50	191,15	09:12:47		
2	01:46,489	154,49	123,10	124,04	140,51	135,39	<b>196,96</b>	09:03:48	3	PIT	153,46	119,76	118,53	86,64	113,69	<b>196,96</b>	09:14:54		
3	01:45,072	155,43	124,59	125,99	143,22	137,22	192,86	09:05:33	4	02:08,434	82,30	122,24	124,18	140,00	112,26		09:17:02		
4	PIT	154,86	122,07	121,66	107,20	124,01	190,03	09:07:29	5	01:50,028	152,73	122,98	110,99	138,89	131,04	187,83	09:18:52		
5	04:20,505	21,36	122,28	124,32	140,97	55,35		09:11:50	6	01:46,195	152,18	123,15	125,17	142,63	135,77	188,37	09:20:38		
6	<b>01:44,418</b>	156,31	<b>125,82</b>	<b>126,71</b>	143,75	<b>138,08</b>	190,03	09:13:34	7	01:46,085	155,74	123,97	122,84	141,71	135,91	189,47	09:22:24		
7	01:44,457	<b>156,87</b>	125,45	126,22	<b>144,00</b>	138,03	194,01	09:15:19	8	PIT	155,30	124,06	122,93	104,13	123,64	195,18	09:24:21		
<b>21 - BERTA,Dean</b>									<b>29 - VOIGHT,Harrison</b>									P.Vmax: 18	T. Ideal: 01:43,099
P.Vmax: 1									P.Vmax: 18									T. Ideal: 01:43,099	
T. Ideal: 01:44,163									T. Ideal: 01:43,099										
<b>Lap</b>	<b>Time</b>	<b>Vel. S1</b>	<b>Vel. S2</b>	<b>Vel. S3</b>	<b>Vel. S4</b>	<b>Avg spd</b>	<b>V.Max</b>	<b>Hour</b>	<b>Lap</b>	<b>Time</b>	<b>Vel. S1</b>	<b>Vel. S2</b>	<b>Vel. S3</b>	<b>Vel. S4</b>	<b>Avg spd</b>	<b>V.Max</b>	<b>Hour</b>		
1	START	120,34	114,83	116,69	133,73	121,63		09:01:59	1	START	60,64	117,06	117,36	136,78	97,18		09:02:29		
2	01:49,083	148,82	120,13	121,92	137,98	132,17	190,59	09:03:48	2	01:47,010	153,10	121,49	122,92	141,94	134,74	191,72	09:04:16		
3	01:47,346	150,40	122,70	123,17	140,89	134,31	187,28	09:05:36	3	01:45,531	155,29	123,88	125,31	142,49	136,62	191,72	09:06:01		
4	01:45,723	155,91	123,51	124,30	142,44	136,38	195,77	09:07:21	4	01:46,522	156,28	124,57	122,16	139,23	135,35	192,28	09:07:48		
5	01:45,582	155,17	124,00	125,38	142,13	136,56	190,59	09:09:07	5	01:44,810	156,20	124,47	125,96	144,09	137,56	<b>196,96</b>	09:09:33		
6	01:51,007	151,83	122,26	106,71	140,95	129,88	189,47	09:10:58	6	01:44,344	156,28	125,29	126,45	144,98	138,18	193,43	09:11:17		
7	01:45,602	155,29	123,85	125,14	142,33	136,53	189,47	09:12:43	7	01:48,204	137,67	124,09	125,90	144,03	133,25	195,18	09:13:05		
8	01:49,468	155,46	117,89	116,78	138,74	131,71	190,59	09:14:33	8	01:44,747	158,60	124,71	124,75	143,46	137,65	196,36	09:14:50		
9	01:46,184	155,19	123,58	124,41	140,56	135,78	190,03	09:16:19	9	01:44,199	158,27	126,08	125,27	144,45	138,37	195,18	09:16:34		
10	PIT	152,43	119,28	121,60	110,61	124,14	193,43	09:18:15	10	01:44,099	158,66	124,87	126,34	144,95	138,50	195,77	09:18:18		
11	02:20,399	74,22	118,93	115,72	122,00	102,69		09:20:36											
12	01:49,204	146,67	119,37	119,24	142,76	132,03	186,74	09:22:25											
13	01:53,006	156,28	123,75	101,30	133,93	127,59	196,96	09:24:18											





## Circuit de la C.Valenciana

## FIM CEV REPSOL Circuit Ricardo Tormo

## VELOCIDAD EN SECTORES Qualifying Practice 1 Hawkercs ETC

11	01:44,199	<b>159,75</b>	125,03	127,03	142,79	138,37	196,36	09:20:03	5	06:00,613	13,68	121,02	124,68	142,87	39,98	09:27:52	
12	PIT	147,61	118,61	119,95	111,56	123,08	185,67	09:22:00	6	01:45,343	154,34	122,57	<b>127,66</b>	143,42	136,87	194,59	09:29:37
13	07:44,802	9,94	123,10	124,77	143,33	31,02		09:29:45	7	<b>01:44,959</b>	<b>156,11</b>	123,79	126,21	<b>143,93</b>	<b>137,37</b>	194,01	09:31:22
14	01:43,888	157,91	125,52	127,59	144,67	138,78	191,15	09:31:28	8	01:45,219	155,49	<b>124,48</b>	126,38	142,19	137,03	195,18	09:33:07
15	01:43,746	158,56	126,03	127,18	144,72	138,97	194,59	09:33:12	9	01:45,056	155,83	124,39	126,66	142,58	137,24	190,59	09:34:52
16	01:44,661	157,45	124,34	125,49	144,46	137,76	193,43	09:34:57	10	01:45,174	154,81	124,18	126,03	143,61	137,09	195,77	09:36:38
17	<b>01:43,326</b>	158,25	<b>126,65</b>	<b>128,24</b>	<b>145,42</b>	<b>139,54</b>	192,86	09:36:40	11	01:51,370	154,89	119,82	106,17	140,26	129,46	<b>201,87</b>	09:38:29
18	01:50,704	156,27	124,05	105,94	138,07	130,24	196,36	09:38:31	12	01:47,099	155,67	123,95	121,10	138,66	134,62	193,43	09:40:16
19	01:44,977	155,10	124,52	125,86	144,15	137,34	194,59	09:40:16									

30 - VEJER,Collin									P.Vmax: 33				T. Ideal: 01:43,757				
Lap	Time	Vel. S1	Vel. S2	Vel. S3	Vel. S4	Avg spd	V.Max	Hour									
1	START	71,49	113,39	119,43	139,51	103,94		09:02:19									
2	01:46,838	152,82	121,71	125,27	140,51	134,95	187,28	09:04:06									
3	01:46,801	154,49	121,88	123,65	140,74	135,00	189,47	09:05:53									
4	PIT	154,40	122,32	124,97	123,28	130,36	186,21	09:07:44									
5	04:58,517	17,96	122,27	124,11	123,42	48,30		09:12:42									
6	01:48,958	154,79	121,23	114,92	139,85	132,33	189,47	09:14:31									
7	01:47,514	154,72	120,88	123,22	138,69	134,10	187,83	09:16:18									
8	01:46,037	154,30	122,26	125,74	142,17	135,97	186,74	09:18:05									
9	PIT	148,72	121,86	123,69	123,75	128,99	185,67	09:19:56									
10	05:32,374	15,22	121,48	125,06	141,72	43,38		09:25:29									
11	01:45,429	155,44	123,54	125,99	142,60	136,76	188,37	09:27:14									
12	01:45,125	156,45	123,95	126,11	142,75	137,15	189,47	09:28:59									
13	01:44,982	156,30	124,31	126,42	142,89	137,34	188,37	09:30:44									
14	01:45,251	156,30	124,18	125,11	142,95	136,99	188,92	09:32:29									
15	01:44,928	155,44	124,62	126,68	143,24	137,41	186,74	09:34:14									
16	01:46,229	155,62	119,38	126,97	142,39	135,73	185,67	09:36:01									
17	01:47,729	156,35	125,46	113,34	141,75	133,84	190,03	09:37:48									
18	01:45,262	155,46	125,09	124,68	142,96	136,97	186,21	09:39:34									
19	<b>01:43,757</b>	<b>157,41</b>	<b>125,86</b>	<b>128,15</b>	<b>144,83</b>	<b>138,96</b>	<b>191,72</b>	09:41:17									

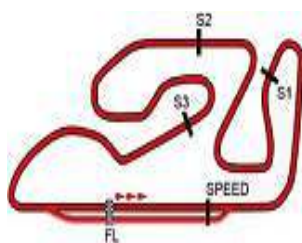
32 - REAL,David									P.Vmax: 4				T. Ideal: 01:43,562				
Lap	Time	Vel. S1	Vel. S2	Vel. S3	Vel. S4	Avg spd	V.Max	Hour									
1	START	15,70	112,21	114,90	125,13	43,28		09:05:34									
2	01:45,622	154,97	123,32	125,17	143,04	136,51	191,15	09:07:19									
3	01:45,039	155,69	124,29	126,62	142,91	137,26	190,59	09:09:04									
4	01:46,872	146,90	123,15	126,28	142,68	134,91	187,28	09:10:51									
5	01:49,974	155,56	124,60	105,57	141,97	131,10	188,92	09:12:41									
6	PIT	154,47	118,58	116,48	111,23	123,36	191,72	09:14:38									
7	05:57,280	14,27	114,48	115,85	122,60	40,35		09:20:35									
8	01:49,810	147,68	118,21	116,99	142,71	131,30	181,01	09:22:25									
9	01:47,653	157,69	125,00	124,73	130,60	133,93	196,96	09:24:13									
10	01:53,999	155,64	122,01	104,86	127,64	126,47	191,72	09:26:07									
11	01:44,359	155,35	125,67	126,90	144,80	138,16	190,59	09:27:51									
12	01:44,265	157,71	125,53	127,92	142,62	138,28	195,18	09:29:35									
13	01:45,186	156,23	125,28	126,77	140,58	137,07	191,15	09:31:21									
14	<b>01:43,818</b>	158,08	<b>125,98</b>	127,35	144,62	<b>138,88</b>	194,59	09:33:04									
15	01:43,919	156,07	125,84	<b>128,21</b>	<b>145,03</b>	138,74	<b>200,00</b>	09:34:48									
16	01:45,316	<b>158,18</b>	125,02	127,22	138,41	136,90	195,77	09:36:34									
17	01:58,761	149,83	114,55	100,48	124,90	121,40	187,28	09:38:32									
18	01:43,928	157,24	125,79	127,96	144,35	138,73	192,86	09:40:16									

36 - SHARIL,Sharul E.									P.Vmax: 3				T. Ideal: 01:44,531				
Lap	Time	Vel. S1	Vel. S2	Vel. S3	Vel. S4	Avg spd	V.Max	Hour									
1	START	4,32	106,44	103,44	129,39	14,76		09:16:18									
2	01:47,700	147,65	120,64	124,62	142,40	133,87	185,67	09:18:05									
3	01:45,814	154,33	122,37	125,99	142,89	136,26	192,28	09:19:51									
4	PIT	145,62	114,85	118,55	107,37	119,96	194,01	09:21:51									

37 - O'GORMAN,Casey									P.Vmax: 35				T. Ideal: 01:44,583				
Lap	Time	Vel. S1	Vel. S2	Vel. S3	Vel. S4	Avg spd	V.Max	Hour									
1	START	10,27	115,38	116,32	136,83	31,50		09:07:38									
2	01:48,516	149,76	121,87	121,30	138,58	132,87	186,74	09:09:27									
3	01:48,670	150,89	120,08	121,63	138,62	132,68	189,47	09:11:16									
4	01:46,248	152,57	123,93	125,01	141,35	135,70	187,28	09:13:02									
5	01:46,788	154,66	122,74	123,50	139,86	135,02	190,03	09:14:49									
6	01:45,845	150,86	125,78	125,22	142,52	136,22	179,01	09:16:34									
7	01:45,071	<b>155,90</b>	123,92	126,20	<b>143,39</b>	<b>137,22</b>	<b>191,15</b>	09:18:19									
8	01:45,531	155,10	124,16	124,98	142,64	136,62	190,59	09:20:05									
9	PIT	151,71	121,14	122,88	115,71	126,57	188,37	09:21:59									
10	07:27,592	10,48	119,77	122,23	138,63	32,21		09:29:26									
11	01:49,009	152,25	120,29	121,36	136,04	132,26	187,28	09:31:16									
12	01:48,349	148,73	124,16	124,25	135,06	133,07	186,74	09:33:04									
13	01:46,533	154,01	121,21	124,09	142,74	135,34	187,83	09:34:50									
14	01:45,531	155,19	124,90	125,75	141,04	136,62	<b>191,15</b>	09:36:36									
15	01:45,527	155,62	124,07	124,63	142,69	136,63	190,59	09:38:21									
16	<b>01:44,970</b>	154,32	<b>125,87</b>	<b>126,51</b>	142,71	<b>137,35</b>	190,03	09:40:06									

38 - RODRÍGUEZ,Juan									P.Vmax: 22				T. Ideal: 01:43,444				
Lap	Time	Vel. S1	Vel. S2	Vel. S3	Vel. S4	Avg spd	V.Max	Hour									
1	START	111,91	115,72	118,50	134,49	120,02		09:02:01									
2	01:50,639	145,98	120,77	116,00	138,29	130,32	180,00	09:03:51									
3	01:45,394	153,87	123,96	127,05	142,56	136,80	189,47	09:05:37									
4	PIT	155,58	126,08	127,13	113,77	128,78	195,18	09:07:29									
5	04:21,607	21,79	115,43	110,11	141,79	55,11		09:11:50									
6	01:44,383	157,10	125,94	126,67	143,23	138,13	192,28	09:13:35									
7	01:44,402	156,98	125,67	126,51</													





Circuit de la C.Valenciana

FIM CEV REPSOL Circuit Ricardo Tormo

VELOCIDAD EN SECTORES Qualifying Practice 1 Hawkercs ETC

7	06:34,765	12,29	115,98	121,27	139,11	36,52	09:17:40	5	01:46,411	157,15	121,49	123,54	141,13	135,49	191,72	09:20:40	
8	01:46,852	152,80	122,00	124,33	141,01	134,93	187,28	09:19:26	6	01:44,170	158,95	126,54	124,33	144,50	138,41	193,43	09:22:24
9	01:50,297	152,02	122,25	124,14	126,56	130,72	185,67	09:21:17	7	01:50,900	158,74	120,26	103,82	142,28	130,01	191,15	09:24:15
10	01:47,064	151,47	122,08	124,27	141,01	134,67	186,21	09:23:04	8	01:53,320	159,31	123,70	103,40	128,20	127,23	<b>198,17</b>	09:26:08
11	PIT	149,76	118,37	119,64	112,59	123,69	185,14	09:25:00	9	01:43,691	157,84	125,83	128,16	144,86	139,05	191,72	09:27:52
12	06:15,369	13,17	115,51	119,92	135,60	38,41	09:31:16	10	01:44,799	155,17	123,85	127,52	144,17	137,58	197,56	09:29:37	
13	01:48,434	152,55	123,38	124,44	132,51	132,97	187,28	09:33:04	11	01:43,538	158,46	125,65	128,30	<b>145,22</b>	139,25	192,86	09:31:20
14	01:46,151	153,22	123,42	124,56	142,29	135,83	<b>193,43</b>	09:34:50	12	01:43,677	158,37	126,43	128,19	143,83	139,07	192,28	09:33:04
15	<b>01:45,883</b>	<b>153,56</b>	<b>124,52</b>	<b>126,13</b>	140,66	<b>136,17</b>	187,83	09:36:36	13	01:43,728	<b>159,41</b>	125,83	128,08	143,53	139,00	194,59	09:34:48
16	01:47,380	152,15	122,91	121,83	140,40	134,27	190,03	09:38:24	14	01:47,270	156,61	123,22	126,09	133,50	134,41	190,59	09:36:35
17	01:46,782	153,23	124,48	122,50	140,08	135,02	188,37	09:40:10	15	01:56,947	158,68	103,09	107,70	131,67	123,29	192,28	09:38:32
									16	<b>01:43,160</b>	158,71	<b>127,31</b>	<b>128,90</b>	144,57	<b>139,76</b>	194,01	09:40:15

41 - GARCIA,Roberto P.Vmax: 13 T. Ideal: 01:42,789

Lap	Time	Vel. S1	Vel. S2	Vel. S3	Vel. S4	Avg spd	V.Max	Hour
1	START	52,30	119,51	125,12	142,56	93,05		09:02:36
2	01:44,569	156,70	124,43	126,14	144,78	137,88	191,15	09:04:20
3	01:43,924	158,03	125,60	126,69	145,18	138,74	191,15	09:06:04
4	01:43,616	158,17	125,99	127,69	145,25	139,15	190,59	09:07:48
5	01:43,772	158,25	125,66	127,89	144,57	138,94	191,72	09:09:31
6	PIT	158,22	126,18	125,83	115,74	129,71	189,47	09:11:23
7	09:17,542	8,00	123,07	125,97	145,48	25,86		09:20:40
8	01:44,336	158,38	126,50	123,92	144,55	138,19	192,86	09:22:24
9	PIT	<b>159,73</b>	123,96	124,29	111,14	127,38	<b>197,56</b>	09:24:18
10	02:08,076	79,30	123,90	127,44	145,47	112,57		09:26:26
11	01:43,537	157,77	126,17	127,92	145,55	139,25	187,28	09:28:09
12	PIT	158,37	125,51	128,37	118,79	131,21	188,92	09:29:59
13	03:23,462	30,81	126,15	127,92	144,34	70,86		09:33:23
14	01:43,543	158,15	126,46	127,97	144,85	139,25	188,92	09:35:06
15	01:43,844	158,01	125,06	128,01	144,94	138,84	188,37	09:36:50
16	01:43,098	158,37	126,90	<b>128,38</b>	146,09	139,85	188,37	09:38:33
17	<b>01:43,081</b>	158,76	<b>127,23</b>	127,60	<b>146,26</b>	<b>139,87</b>	192,28	09:40:16

49 - GARCIA,Julio P.Vmax: 7 T. Ideal: 01:43,645

Lap	Time	Vel. S1	Vel. S2	Vel. S3	Vel. S4	Avg spd	V.Max	Hour
1	START	52,42	119,17	123,03	142,30	92,81		09:02:36
2	01:44,615	156,09	124,44	126,42	144,74	137,82	193,43	09:04:21
3	01:44,004	157,71	125,65	126,72	144,93	138,63	195,18	09:06:05
4	<b>01:43,671</b>	158,33	<b>126,27</b>	<b>127,10</b>	<b>145,09</b>	<b>139,07</b>	195,18	09:07:48
5	01:44,688	157,11	124,61	125,59	144,19	137,72	198,17	09:09:33
6	PIT	<b>158,50</b>	125,42	126,25	115,04	129,41	198,17	09:11:24
7	09:17,116	8,02	121,82	125,19	142,06	25,88		09:20:41
8	01:44,388	157,06	125,47	126,35	144,05	138,12	195,77	09:22:26
9	PIT	157,84	125,26	102,21	110,51	121,48	195,18	09:24:24
10	02:08,314	80,84	122,90	125,47	142,66	112,36		09:26:33
11	01:44,909	155,70	124,66	126,10	143,63	137,43	190,59	09:28:18
12	01:45,151	155,35	124,90	125,31	143,20	137,12	190,59	09:30:03
13	PIT	155,25	123,01	124,98	110,86	126,42	191,72	09:31:57
14	04:40,591	19,10	123,62	125,61	143,11	51,38		09:36:37
15	01:48,126	156,93	122,43	113,81	142,14	133,34	<b>198,77</b>	09:38:26
16	01:45,802	158,40	122,79	122,17	143,07	136,27	<b>198,77</b>	09:40:11

44 - MILLAN,Hugo P.Vmax: 10 T. Ideal: 01:43,640

Lap	Time	Vel. S1	Vel. S2	Vel. S3	Vel. S4	Avg spd	V.Max	Hour
1	START	110,61	111,23	120,76	134,96	119,02		09:02:02
2	01:46,806	153,09	122,16	125,37	139,87	134,99	196,96	09:03:48
3	01:45,840	151,84	123,90	126,44	142,62	136,22	194,01	09:05:34
4	01:49,717	158,41	124,59	105,79	140,80	131,41	194,01	09:07:24
5	01:45,041	<b>158,46</b>	125,85	126,01	139,73	137,26	192,28	09:09:09
6	PIT	142,69	119,85	110,41	114,10	121,05	187,83	09:11:08
7	02:13,592	75,58	119,82	123,34	138,58	107,93		09:13:22
8	01:44,889	155,79	124,90	126,49	143,02	137,46	185,67	09:15:07
9	PIT	154,98	121,78	124,68	123,21	130,23	185,67	09:16:57
10	07:14,914	11,06	107,65	114,43	131,98	33,15		09:24:12
11	01:51,012	157,73	124,82	101,95	140,02	129,88	195,77	09:26:03
12	01:50,104	156,48	120,94	106,59	143,37	130,95	196,36	09:27:53
13	01:44,369	157,25	124,97	126,12	<b>144,77</b>	138,14	191,15	09:29:38
14	<b>01:44,098</b>	158,09	125,28	<b>127,27</b>	144,05	<b>138,50</b>	192,86	09:31:22
15	PIT	157,46	<b>126,47</b>	85,24	111,48	116,20	189,47	09:33:26
16	03:07,956	39,28	111,38	103,00	135,57	76,71		09:36:34
17	01:45,170	155,27	125,22	125,66	142,48	137,09	<b>198,17</b>	09:38:19
18	01:45,264	156,14	125,10	125,14	141,98	136,97	187,83	09:40:04

54 - FERRANDEZ,Alberto P.Vmax: 13 T. Ideal: 01:43,305

Lap	Time	Vel. S1	Vel. S2	Vel. S3	Vel. S4	Avg spd	V.Max	Hour
1	START	4,43	121,74	124,98	142,61	15,28		09:15:44
2	01:45,245	155,56	124,09	125,82	142,97	136,99	189,47	09:17:30
3	01:45,118	156,11	124,38	125,82	142,85	137,16	190,03	09:19:15
4	01:44,585	156,26	125,00	126,64	143,93	137,86	189,47	09:20:59
5	01:44,389	156,79	125,22	126,94	143,97	138,12	191,72	09:22:44
6	01:44,318	156,38	126,03	126,82	143,87	138,21	190,03	09:24:28
7	01:44,123	157,24	126,37	126,94	143,70	138,47	191,15	09:26:12
8	01:44,004	156,78	126,11	127,38	144,53	138,63	191,72	09:27:56
9	01:43,570	158,40	126,64	127,70	<b>144,58</b>	139,21	194,59	09:29:40
10	01:44,400	158,30	<b>127,34</b>	126,15	141,26	138,10	194,59	09:31:24
11	<b>01:43,385</b>	<b>159,01</b>	<b>127,17</b>	<b>127,84</b>	144,35	<b>139,46</b>	195,77	09:33:07
12	01:44,270	158,03	126,69	126,42	142,53	138,28	193,43	09:34:52
13	01:44,270	158,50	125,37	127,40	142,65	138,28	196,36	09:36:36
14	01:45,722	158,46	124,72	120,63	142,84	136,38	195,18	09:38:22
15	01:48,635	155,64	123,20	113,93	139,68	132,72	<b>197,56</b>	09:40:10

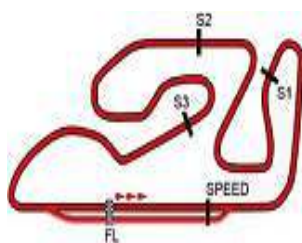
55 - DETTWILER,Noah P.Vmax: 7 T. Ideal: 01:45,011

Lap	Time	Vel. S1	Vel. S2	Vel. S3	Vel. S4	Avg spd	V.Max	Hour
1	START	109,88	114,14	116,69	134,77	118,66		09:02:02
2	01:49,418	147,82	118,26	122,24	139,05	131,77	<b>198,77</b>	09:03:51
3	01:48,105	150,94	120,73	123,20	138,99	133,37	194,01	09:05:40
4	01:47,222	151,63	122,31	122,85	141,24	134,47	192,28	09:07:27
5	01:46,762	153,64	123,18	124,54	139,31	135,05	194,59	09:09:14
6	01:46,789	153,36	122,68	124,03	140,41	135,01	191,15	09:11:00
7	01:46,164	153,19	<b>124,24</b>	124,13	141,77	135,81	189,47	09:12:47

48 - ORTOLÁ,Iván P.Vmax: 10 T. Ideal: 01:42,927

Lap	Time	Vel. S1	Vel. S2	Vel. S3	Vel. S4	Avg spd	V.Max	Hour
1	START	5,18	118,70	122,44	140,71	17,58		09:13:41
2	01:43,977	157,46	126,07	126,88	144,65	138,67	192,28	09:15:25
3	01:45,382	157,04	124,42	126,63	140,08	136,82	192,86	09:17:10
4	01:43,738	157,50	126,20	128,28	144,35	138,98	191,72	09:18:54





Circuit de la C.Valenciana

FIM CEV REPSOL Circuit Ricardo Tormo

VELOCIDAD EN SECTORES Qualifying Practice 1 Hawkers ETC

8	PIT	153,31	120,65	120,11	105,86	122,55	194,01	09:14:44	4	01:45,938	154,08	<b>124,14</b>	123,71	142,69	136,10	195,77	09:07:23
9	09:26,129	7,91	119,97	119,24	138,23	25,47		09:24:10	5	<b>01:45,495</b>	<b>155,62</b>	123,72	124,27	<b>143,59</b>	<b>136,67</b>	<b>203,77</b>	09:09:08
10	01:47,321	149,84	121,88	124,68	140,94	134,34	186,21	09:25:58	6	01:49,881	148,86	117,68	119,98	138,90	131,21	192,86	09:10:58
11	01:46,448	150,26	123,90	125,48	141,84	135,45	187,28	09:27:44	7	01:45,598	154,28	124,03	<b>124,90</b>	143,18	136,54	194,01	09:12:44
12	01:46,415	153,43	121,84	126,16	141,10	135,49	190,59	09:29:30	8	01:52,268	154,76	117,92	111,71	132,02	128,42	194,01	09:14:36
13	01:49,062	152,00	122,64	113,23	141,86	132,20	189,47	09:31:20	9	01:46,974	152,87	122,12	123,57	140,97	134,78	188,92	09:16:23
14	01:45,906	153,83	123,39	125,46	142,18	136,14	190,03	09:33:05	10	PIT	153,59	115,26	119,23	107,43	121,62	190,59	09:18:21
15	01:45,505	<b>155,48</b>	123,94	125,48	142,24	136,66	191,72	09:34:51	11	09:22,691	7,96	115,77	122,93	142,06	25,62		09:27:44
16	01:45,599	155,11	123,40	<b>126,67</b>	141,55	136,54	195,77	09:36:37	12	01:46,435	155,25	121,42	124,02	142,08	135,46	193,43	09:29:31
17	01:51,184	152,68	120,45	108,57	139,13	129,68	192,86	09:38:28	13	01:46,020	155,58	122,92	124,17	142,02	135,99	194,01	09:31:17
18	<b>01:45,496</b>	154,31	123,11	126,43	<b>143,22</b>	<b>136,67</b>	191,15	09:40:13	14	01:55,749	154,42	123,06	96,91	129,99	124,56	192,86	09:33:12

<b>56 - HENRY,Marius</b>								P.Vmax: 39	T. Ideal: 01:47,840
--------------------------	--	--	--	--	--	--	--	------------	---------------------

Lap	Time	Vel. S1	Vel. S2	Vel. S3	Vel. S4	Avg spd	V.Max	Hour
1	START	114,49	115,52	116,69	133,74	120,17		09:02:01
2	01:49,840	149,48	118,40	120,43	137,33	131,26	183,57	09:03:50
3	01:49,272	<b>150,63</b>	119,17	121,15	137,49	131,95	<b>187,28</b>	09:05:40
4	<b>01:48,114</b>	150,22	<b>122,24</b>	121,69	<b>139,32</b>	<b>133,36</b>	185,14	09:07:28
5	NULL	141,67	114,73	116,26	130,11	125,65	182,54	09:09:23
6	01:49,115	149,11	120,70	121,60	137,29	132,14	181,51	09:11:12
7	01:49,064	148,10	121,09	121,66	137,85	132,20	177,53	09:13:01
8	01:48,409	149,38	121,57	122,60	138,46	133,00	178,51	09:14:49
9	PIT	142,24	112,03	105,05	98,36	112,31	180,00	09:16:57
10	05:38,891	15,11	110,09	121,08	137,12	42,54		09:22:36
11	01:49,369	149,68	119,19	121,84	137,11	131,83	180,50	09:24:26
12	01:49,111	148,82	120,84	122,14	136,89	132,14	177,53	09:26:15
13	01:49,082	149,46	120,87	121,42	137,16	132,18	179,01	09:28:04
14	01:57,568	139,53	112,07	105,69	134,01	122,64	177,05	09:30:01
15	01:49,187	147,86	120,34	<b>122,69</b>	137,33	132,05	176,57	09:31:51
16	01:57,153	133,01	113,41	113,55	131,45	123,07	175,14	09:33:48
17	01:49,318	147,22	120,30	122,42	137,53	131,89	177,05	09:35:37
18	01:57,619	140,71	113,19	101,77	136,35	122,58	175,61	09:37:35

<b>57 - GARNES,Johnny</b>								P.Vmax: 25	T. Ideal: 01:47,293
---------------------------	--	--	--	--	--	--	--	------------	---------------------

Lap	Time	Vel. S1	Vel. S2	Vel. S3	Vel. S4	Avg spd	V.Max	Hour
1	START	41,61	101,36	103,90	124,95	76,73		09:03:08
2	PIT	140,60	108,28	111,53	103,51	114,44	190,59	09:05:14
3	02:25,146	65,72	112,64	115,70	136,18	99,33		09:07:40
4	01:59,215	147,28	117,63	89,93	136,26	120,94	<b>195,77</b>	09:09:39
5	01:51,194	148,23	116,66	118,61	135,89	129,67	<b>195,77</b>	09:11:30
6	01:50,550	150,68	117,35	118,46	136,27	130,42	192,86	09:13:21
7	01:50,267	150,25	117,70	118,45	137,50	130,76	192,28	09:15:11
8	PIT	149,85	115,49	116,68	113,89	122,71	192,86	09:17:08
9	07:44,768	10,11	110,25	116,79	137,00	31,02		09:24:53
10	01:49,804	150,67	118,10	119,28	138,02	131,31	192,28	09:26:43
11	01:49,117	150,56	119,21	120,77	138,58	132,13	192,28	09:28:32
12	01:48,935	153,14	118,34	120,40	138,79	132,35	192,86	09:30:21
13	01:49,002	151,37	119,95	119,74	138,68	132,27	192,28	09:32:10
14	01:48,550	151,45	120,83	120,40	139,09	132,82	191,72	09:33:58
15	<b>01:47,293</b>	<b>154,66</b>	<b>121,77</b>	<b>121,55</b>	<b>140,40</b>	<b>134,38</b>	191,72	09:35:46
16	01:48,276	154,43	120,45	120,29	138,63	133,16	192,86	09:37:34
17	01:49,245	152,35	118,50	120,44	137,73	131,98	190,03	09:39:23
18	01:49,870	152,91	117,21	117,18	139,16	131,23	191,15	09:41:13

<b>62 - TRIAS,Blai</b>								P.Vmax: 2	T. Ideal: 01:45,278
------------------------	--	--	--	--	--	--	--	-----------	---------------------

Lap	Time	Vel. S1	Vel. S2	Vel. S3	Vel. S4	Avg spd	V.Max	Hour
1	START	107,55	113,95	118,50	137,12	118,78		09:02:02
2	01:48,436	149,48	121,48	119,76	141,13	132,96	198,77	09:03:50
3	01:46,409	154,19	123,27	123,42	141,54	135,50	196,36	09:05:37

<b>66 - TONN,Phillip</b>								P.Vmax: 28	T. Ideal: 01:43,999
--------------------------	--	--	--	--	--	--	--	------------	---------------------

Lap	Time	Vel. S1	Vel. S2	Vel. S3	Vel. S4	Avg spd	V.Max	Hour
1	START	10,26	114,96	98,78	138,98	31,18		09:07:43
2	01:46,345	154,29	122,68	124,85	141,06	135,58	188,37	09:09:29
3	01:47,111	154,16	121,03	121,90	142,15	134,61	190,03	09:11:16
4	NULL	153,57	123,27	123,26	141,93	135,43	188,92	09:13:03
5	01:45,843	156,20	123,34	125,21	140,96	136,22	190,03	09:14:49
6	01:45,240	154,14	124,53	125,91	143,55	137,00	187,28	09:16:34
7	01:44,346	<b>158,09</b>	124,53	126,96	143,92	138,17	192,86	09:18:18
8	PIT	157,28	124,52	125,78	115,02	128,85	190,59	09:20:10
9	09:40,202	7,67	120,15	123,33	141,06	24,85		09:29:50
10	01:45,638	153,83	123,81	125,51	143,00	136,49	186,74	09:31:36
11	01:46,738	154,75	121,71	123,44	141,22	135,08	188,37	09:33:23
12	<b>01:44,267</b>	157,08	125,06	<b>127,37</b>	<b>144,13</b>	<b>138,28</b>	<b>193,43</b>	09:35:07
13	01:44,274	157,52	<b>125,57</b>	127,10	143,44	138,27	190,59	09:36:51

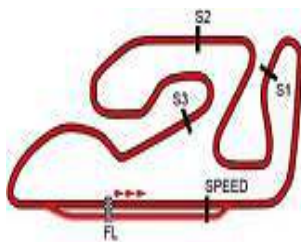
<b>69 - RUDA,Marcos</b>								P.Vmax: 10	T. Ideal: 01:42,833
-------------------------	--	--	--	--	--	--	--	------------	---------------------

Lap	Time	Vel. S1	Vel. S2	Vel. S3	Vel. S4	Avg spd	V.Max	Hour
1	START	5,52	113,94	117,12	132,50	18,53		09:12:59
2	PIT	155,72	125,30	126,19	112,69	128,01	191,15	09:14:51
3	04:02,260	24,79	117,85	109,02	131,87	59,51		09:18:54
4	NULL	158,51	122,72	118,45	135,45	133,25	196,96	09:20:42
5	01:43,919	158,31	126,17	126,41	144,63	138,74	<b>198,17</b>	09:22:26
6	NULL	<b>159,55</b>	125,60	102,25	134,11	128,99	197,56	09:24:18
7	NULL	158,64	126,51	123,90	142,27	137,63	194,01	09:26:02
8	<b>01:43,356</b>	157,99	126,40	<b>128,02</b>	<b>145,96</b>	<b>139,50</b>	194,01	09:27:46
9	NULL	147,85	123,85	122,98	142,40	134,43	195,18	09:29:33
10	01:43,811	158,72	<b>127,75</b>	125,70	143,85	138,89	193,43	09:31:17

<b>70 - SCOTT,Tyler</b>								P.Vmax: 37	T. Ideal: 01:44,745
-------------------------	--	--	--	--	--	--	--	------------	---------------------

Lap	Time	Vel. S1	Vel. S2	Vel. S3	Vel. S4	Avg spd	V.Max	Hour
1	START	35,03	116,72	119,96	138,02	74,47		09:03:14
2	01:48,518	149,23	122,04	120,87	139,21	132,86	183,57	09:05:03
3	01:47,158	151,09	123,09	122,90	141,07	134,55	182,54	09:06:50
4	01:46,915	150,62	123,78	123,79	141,02	134,85	182,54	09:08:37
5	01:46,605	150,96	123,63	125,15	141,11	135,25	183,05	09:10:23
6	01:46,171	151,98	124,48	124,84	141,78	135,80	182,54	09:12:10
7	01:45,629	152,76	125,07	125,76	142,29	136,50	183,05	09:13:55
8	<b>01:45,018</b>	153,49	<b>125,81</b>	126,64	<b>143,09</b>	<b>137,29</b>	183,05	09:15:40
9	PIT	142,51	116,00	119,86	119,60	124,02	184,09	09:17:36
10	04:47,828	18,62	118,03	122,88	142,07	50,09		09:22:24
11	01:47,263	<b>155,05</b>	123,38	121,88	138,19	134,42	<b>189,47</b>	09:24:12
12	01:46,164	154,70	123,23	123,68	142,13	135,81	187,83	09:25:58





## Circuit de la C.Valenciana

## FIM CEV REPSOL Circuit Ricardo Tormo

## VELOCIDAD EN SECTORES Qualifying Practice 1 Hawkercs ETC

13	01:45,337	153,83	124,05	<b>126,76</b>	143,04	136,88	184,62	09:27:43	7	01:45,937	158,56	126,23	127,86	133,65	136,10	195,18	09:24:14
14	01:45,396	154,57	124,61	125,75	142,50	136,80	186,21	09:29:28	8	01:54,558	158,38	124,46	106,48	120,28	125,86	194,59	09:26:09
15	01:46,847	153,20	124,77	123,09	138,93	134,94	182,54	09:31:15	9	<b>01:42,975</b>	158,31	126,29	128,61	<b>147,23</b>	<b>140,01</b>	196,96	09:27:52

74 - SAKO,Daijro									P.Vmax: 13		T. Ideal: 01:43,455	
------------------	--	--	--	--	--	--	--	--	------------	--	---------------------	--

Lap	Time	Vel. S1	Vel. S2	Vel. S3	Vel. S4	Avg spd	V.Max	Hour
1	START	125,49	113,99	113,80	132,48	121,76		09:01:59
2	01:50,306	144,21	118,59	120,50	139,22	130,71	171,43	09:03:49
3	01:46,882	151,51	123,19	123,85	141,03	134,90	183,57	09:05:36
4	01:44,450	156,23	125,86	127,05	143,30	138,04	192,28	09:07:21
5	01:43,889	156,90	126,64	<b>127,76</b>	144,08	138,78	189,47	09:09:04
6	01:44,385	157,21	126,44	126,83	142,46	138,12	194,59	09:10:49
7	PIT	156,81	126,64	127,34	118,98	131,05	187,83	09:12:39
8	09:50,327	7,51	122,44	124,57	140,34	24,42		09:22:29
9	PIT	<b>157,95</b>	<b>126,86</b>	126,58	115,19	129,80	192,28	09:24:20
10	07:04,285	11,54	117,83	89,98	134,38	33,98		09:31:25
11	01:44,416	157,28	126,08	126,50	142,94	138,08	191,72	09:33:09
12	01:43,926	157,81	126,55	127,04	143,96	138,73	<b>197,56</b>	09:34:53
13	01:44,336	156,84	125,79	125,61	144,86	138,19	193,43	09:36:37
14	01:45,995	156,27	122,80	123,37	142,52	136,03	196,96	09:38:23
15	<b>01:43,540</b>	157,68	126,71	127,69	<b>145,23</b>	<b>139,25</b>	190,03	09:40:07

77 - VOLPI,Mattia									P.Vmax: 22		T. Ideal: 01:44,957	
-------------------	--	--	--	--	--	--	--	--	------------	--	---------------------	--

Lap	Time	Vel. S1	Vel. S2	Vel. S3	Vel. S4	Avg spd	V.Max	Hour
1	START	106,32	116,15	120,00	136,26	119,07		09:02:02
2	01:48,336	150,43	120,84	121,26	140,06	133,09	195,18	09:03:50
3	01:46,473	152,85	122,93	124,55	141,56	135,41	192,28	09:05:36
4	01:45,952	153,10	123,80	125,27	142,27	136,08	194,59	09:07:22
5	01:45,684	155,19	123,85	125,27	141,89	136,43	191,72	09:09:08
6	PIT	139,22	118,72	120,27	111,33	121,48	190,03	09:11:07
7	11:15,918	6,67	103,71	73,56	139,20	21,33		09:22:23
8	01:47,576	153,20	122,59	120,00	140,81	134,03	186,74	09:24:10
9	PIT	153,75	123,60	124,89	116,42	128,28	186,74	09:26:03
10	05:14,001	16,71	117,51	120,15	132,49	45,92		09:31:17
11	01:46,536	152,43	123,74	124,20	141,04	135,33	184,62	09:33:03
12	01:45,328	153,95	124,37	<b>126,51</b>	<b>142,87</b>	136,89	186,21	09:34:49
13	01:45,532	<b>156,22</b>	124,14	125,10	141,68	136,62	194,01	09:36:34
14	01:45,533	154,95	123,72	125,88	142,37	136,62	<b>196,36</b>	09:38:20
15	<b>01:45,256</b>	154,79	<b>124,42</b>	126,40	142,61	<b>136,98</b>	188,92	09:40:05

78 - JIGALOV,Damian									P.Vmax: 40		T. Ideal: 01:46,498	
---------------------	--	--	--	--	--	--	--	--	------------	--	---------------------	--

Lap	Time	Vel. S1	Vel. S2	Vel. S3	Vel. S4	Avg spd	V.Max	Hour
1	START	6,90	108,57	115,38	135,36	22,47		09:10:42
2	01:50,181	147,36	116,98	120,49	139,03	130,86	183,57	09:12:32
3	PIT	147,12	104,24	95,89	105,36	111,11	<b>185,67</b>	09:14:42
4	16:27,003	4,23	115,08	119,21	139,13	14,61		09:31:09
5	01:48,076	151,21	120,15	122,44	140,30	133,41	185,14	09:32:57
6	01:47,423	152,06	120,80	123,20	141,28	134,22	183,05	09:34:45
7	01:46,902	152,44	<b>122,60</b>	123,50	141,19	134,87	182,54	09:36:31
8	01:47,665	151,62	121,76	123,26	139,34	133,92	184,62	09:38:19
9	<b>01:46,709</b>	<b>152,48</b>	121,68	<b>125,30</b>	<b>141,40</b>	<b>135,12</b>	184,09	09:40:06

80 - ALONSO,David									P.Vmax: 5		T. Ideal: 01:42,750	
-------------------	--	--	--	--	--	--	--	--	-----------	--	---------------------	--

Lap	Time	Vel. S1	Vel. S2	Vel. S3	Vel. S4	Avg spd	V.Max	Hour
1	START	5,18	118,62	123,24	142,71	17,60		09:13:40
2	01:44,610	156,66	124,72	126,11	144,30	137,83	193,43	09:15:24
3	01:44,266	157,59	124,56	126,90	144,75	138,28	195,18	09:17:09
4	01:43,837	157,66	125,52	127,40	145,32	138,85	194,01	09:18:53
5	01:48,195	155,07	116,98	120,43	142,45	133,26	196,36	09:20:41
6	01:47,688	158,58	<b>126,68</b>	109,98	143,00	133,89	198,17	09:22:28

83 - CARPE,Álvaro									P.Vmax: 28		T. Ideal: 01:43,537	
-------------------	--	--	--	--	--	--	--	--	------------	--	---------------------	--

Lap	Time	Vel. S1	Vel. S2	Vel. S3	Vel. S4	Avg spd	V.Max	Hour
1	START	6,44	116,76	112,11	137,27	21,22		09:11:20
2	01:44,876	154,77	124,58	127,42	143,37	137,48	190,03	09:13:05
3	01:43,932	157,33	<b>126,23</b>	<b>128,33</b>	143,45	138,73	<b>193,43</b>	09:14:49
4	01:44,751	154,45	125,35	127,01	143,79	137,64	184,09	09:16:34
5	<b>01:43,778</b>	<b>157,59</b>	125,12	<b>128,33</b>	<b>145,24</b>	<b>138,93</b>	190,59	09:18:17
6	18:50,751	3,65	113,25	118,06	138,49	12,75	191,15	09:37:08
7	01:45,627	153,57	123,95	125,46	143,14	136,50	189,47	09:38:54

84 - Van Der GOORBERGH,Z.									P.Vmax: 36		T. Ideal: 01:43,428	
---------------------------	--	--	--	--	--	--	--	--	------------	--	---------------------	--

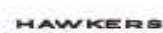
Lap	Time	Vel. S1	Vel. S2	Vel. S3	Vel. S4	Avg spd	V.Max	Hour
1	START	2,50	123,36	126,67	143,77	8,97		09:26:47
2	01:43,955	157,82	<b>126,48</b>	<b>128,65</b>	142,39	138,69	<b>190,03</b>	09:28:31
3	09:16,943	8,04	120,28	124,33	141,32	25,89		09:37:48
4	01:45,054	155,61	124,90	125,75	143,06	137,24	186,21	09:39:33
5	<b>01:43,492</b>	<b>158,02</b>	126,33	128,48	<b>144,88</b>	<b>139,32</b>	188,92	09:41:17

89 - MIHAILA,Demis									P.Vmax: 27		T. Ideal: 01:45,333	
--------------------	--	--	--	--	--	--	--	--	------------	--	---------------------	--

Lap	Time	Vel. S1	Vel. S2	Vel. S3	Vel. S4	Avg spd	V.Max	Hour
1	START	5,52	110,84	116,68	136,37	18,52		09:12:59
2	PIT	153,20	123,08	123,29	103,51	122,87	188,37	09:14:56
3	05:35,329	15,21	119,25	118,20	137,79	43,00		09:20:32
4	01:47,901	152,08	121,54	121,84	139,48	133,62	187,28	09:22:20
5	01:56,280	.	.	.	.	123,99	186,74	09:24:16
6	01:46,552	153,89	123,31	123,30	141,15	135,31	192,28	09:26:02
7	01:46,480	154,95	121,66	124,60	141,26	135,41	<b>194,01</b>	09:27:49
8	01:47,160	152,92	123,12	124,01	138,55	134,55	188,37	09:29:36
9	01:45,969	153,96	122,27	125,29	<b>143,19</b>	136,06	193,43	09:31:22
10	01:46,247	155,14	122,92	123,58	141,82	135,70	190,59	09:33:08
11	01:45,683	154,23	123,54	125,13	143,12	136,43	191,72	09:34:54
12	<b>01:45,591</b>	154,52	123,14	<b>125,91</b>	143,06	<b>136,55</b>	191,72	09:36:39
13	01:45,935	154,48	<b>123,63</b>	124,12	142,55	136,10	191,15	09:38:25
14	01:46,255	<b>155,27</b>	122,89	123,21	142,08	135,69	192,28	09:40:12

95 - MORELLI,Marco									P.Vmax: 13		T. Ideal: 01:44,021	
--------------------	--	--	--	--	--	--	--	--	------------	--	---------------------	--

Lap	Time	Vel. S1	Vel. S2	Vel. S3	Vel. S4	Avg spd	V.Max	Hour
1	START	5,20	124,12	126,51	143,78	17,72		09:13:34
2	01:45,601	152,13	124,27	125,94	143,64	136,53	189,47	09:15:20
3	01:44,866	157,73	123,24	125,99	143,97	137,49	192,86	09:17:05
4	01:46,046	156,63	120,53	125,29	142,73	135,96	192,86	09:18:51
5	01:45,450	155,34	123,60	126,00	142,50	136,73	191,15	09:20:36
6	PIT	150,06	112,51	123,24	112,44	122,89	194,59	09:22:34
7	05:22,085	15,87	121,26	124,31	142,85	44,76		09:27:56
8	01:44,944	154,01	124,79	<b>126,86</b>	143,94	137,39	192,86	09:29:41
9	01:44,294	156,84	125,29	126,64	<b>144,62</b>	138,24	195,77	09:31:25
10	01:45,157	<b>158,05</b>	123,03	125,20	143,27	137,11	<b>197,56</b>	09:33:10
11	<b>01:44,277</b>	157,33	<b>125,50</b>	126,85	143,89	<b>138,27</b>	194,01	09:34:54
12	01:44,465	156,44	124,89	126,83	144,33	138,02	196,36	09:36:39



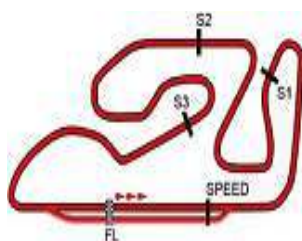




## Circuit de la C.Valenciana

30-31 OCT-1 NOV

Spd. in Km/h



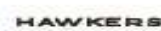
## Circuit de la C.Valenciana

## FIM CEV REPSOL Circuit Ricardo Tormo

## VELOCIDAD EN SECTORES Qualifying Practice 1 Hawkers ETC

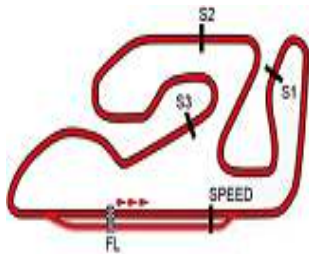
13	01:48,468	157,95	124,52	109,57	142,44	132,92	195,18	09:38:27
14	01:44,686	157,28	125,20	126,82	142,25	137,73	192,86	09:40:12

97 - BOGGIO, Dodo		P.Vmax: 22		T. Ideal: 01:47,876				
Lap	Time	Vel. S1	Vel. S2	Vel. S3	Vel. S4	Avg spd	V.Max	Hour
1	START	96,24	108,69	111,43	131,27	110,92		09:02:11
2	01:53,046	145,98	115,47	114,63	134,73	127,54	189,47	09:04:04
3	01:51,752	147,75	116,35	116,72	135,98	129,02	190,59	09:05:55
4	01:51,468	149,44	115,81	116,68	136,61	129,35	192,28	09:07:47
5	01:50,468	149,47	117,79	118,28	137,26	130,52	191,72	09:09:37
6	PIT	149,50	118,03	117,66	102,46	119,42	191,72	09:11:38
7	05:13,196	16,85	114,15	116,37	135,09	46,04		09:16:51
8	01:51,242	147,43	117,04	117,75	136,73	129,61	188,92	09:18:42
9	01:50,297	149,20	117,82	118,84	137,66	130,72	189,47	09:20:33
10	01:50,035	150,79	119,04	118,47	136,63	131,03	192,28	09:22:23
11	01:49,445	151,71	119,70	119,16	137,21	131,74	193,43	09:24:12
12	01:48,843	152,52	119,39	119,84	139,05	132,47	192,86	09:26:01
13	01:49,929	149,69	116,90	<b>121,03</b>	137,90	131,16	191,15	09:27:51
14	PIT	128,20	116,95	111,20	109,37	116,08	191,15	09:29:55
15	04:51,355	18,56	113,99	119,22	137,11	49,49		09:34:47
16	01:49,708	149,08	118,68	120,85	137,53	131,42	189,47	09:36:36
17	<b>01:48,162</b>	<b>152,73</b>	120,37	120,69	<b>140,16</b>	<b>133,30</b>	193,43	09:38:24
18	NULL	152,54	<b>121,29</b>	120,95	139,98	133,55	<b>196,36</b>	09:40:12



HEADQUARTERS - Príncipe de Vergara, 183 - 28002 Madrid - Tel.: +34 91 782 02 20

www.fimcevrepso.com



31 October - 1 November

CIRCUIT RICARDO TORMO

FIM CEV REPSOL 2020

Circuit de la C. Valenciana

30-31 OCT-1 NOV

Circuit de la C. Valenciana

FIM CEV REPSOL Circuit Ricardo Tormo

Velocidades máximas Qualifying Practice 1 Hawkerc ETC

Name	Country/Res	Brand	Best 5 max. speed					Media	Max.
21 BERTA,Dean	SPA	Honda	205,1	202,5	201,2	198,8	198,8	201,3	205,1
62 TRIAS,Blai	SPA	Honda	203,8	198,8	196,4	195,8	194,6	197,9	203,8
36 SHARIL,Sharul E.	MAL	Honda	201,9	195,8	195,2	194,6	194,0	196,3	201,9
32 REAL,David	SPA	Honda	200,0	197,0	195,8	195,2	194,6	196,5	200,0
4 PAWELEC,Milan	POL	Honda	199,4	196,4	196,4	195,2	194,6	196,4	199,4
80 ALONSO,David	COL	Honda	199,4	198,8	198,2	197,6	197,6	198,3	199,4
10 CRUCES,Adrian	SPA	Honda	198,8	195,8	195,2	195,2	195,2	196,0	198,8
49 GARCIA,Julio	SPA	Honda	198,8	198,8	198,2	198,2	195,8	197,9	198,8
55 DETTWILER,Noah	SWI	Honda	198,8	195,8	194,6	194,0	194,0	195,4	198,8
44 MILLAN,Hugo	SPA	Honda	198,2	197,0	196,4	195,8	194,0	196,3	198,2
48 ORTOLÁ,Iván	SPA	Honda	198,2	197,6	194,6	194,0	193,4	195,6	198,2
69 RUDA,Marcos	SPA	Honda	198,2	197,6	197,0	195,2	194,0	196,4	198,2
12 ROULSTONE,Jacob J.	AUS	Honda	197,6	197,0	192,9	192,9	190,0	194,1	197,6
41 GARCIA,Roberto	SPA	Honda	197,6	192,9	192,3	191,7	191,2	193,1	197,6
54 FERRANDEZ,Alberto	SPA	Honda	197,6	196,4	195,8	195,2	194,6	195,9	197,6
95 MORELLI,Marco	SPA	Honda	197,6	196,4	195,8	195,2	194,6	195,9	197,6
74 SAKO,Daijiro	JPN	Honda	197,6	197,0	194,6	193,4	192,3	195,0	197,6
29 VOIGHT,Harrison	AUS	Honda	197,0	196,4	196,4	196,4	195,8	196,4	197,0
16 LIGUORI,Edoardo	ITA	Honda	197,0	194,0	194,0	192,9	191,7	193,9	197,0
18 PIQUERAS,Angel	SPA	Honda	197,0	194,0	192,9	190,0	190,0	192,8	197,0
27 SANDOVAL,Romeo	SPA	Honda	197,0	195,2	191,2	189,5	188,9	192,3	197,0
38 RODRÍGUEZ,Juan	SPA	Honda	196,4	195,8	195,2	194,0	194,0	195,1	196,4
77 VOLPI,Mattia	ITA	Honda	196,4	195,2	194,6	194,0	192,3	194,5	196,4
97 BOGGIO,Dodo	ITA	Honda	196,4	193,4	193,4	192,9	192,3	193,7	196,4
57 GARNES,Johnny	GBR	Honda	195,8	195,8	192,9	192,9	192,9	194,0	195,8
24 PLANQUES,Guillem	FRA	Honda	195,2	194,6	192,3	192,3	192,3	193,3	195,2
89 MIHAILA,Demis	ITA	Honda	194,0	193,4	192,3	192,3	191,7	192,7	194,0
5 PAWELEC,Oleg	POL	Honda	193,4	192,3	191,7	191,2	191,2	191,9	193,4
13 TAPIAS,Marco	SPA	Honda	193,4	191,2	191,2	187,8	187,8	190,3	193,4
66 TONN,Phillip	GER	Honda	193,4	192,9	190,6	190,6	190,0	191,5	193,4
83 CARPE,Álvaro	SPA	Honda	193,4	191,2	190,6	190,0	189,5	190,9	193,4
39 PERRIN,Barthlome	FRA	Honda	193,4	190,0	189,5	188,4	187,8	189,8	193,4
30 VEIJER,Collin	NED	Honda	191,7	190,0	189,5	189,5	189,5	190,0	191,7
17 COLLINS,Torin	CAN	Honda	191,7	189,5	189,5	188,9	187,8	189,5	191,7
37 O'GORMAN,Casey	IRL	Honda	191,2	191,2	190,6	190,6	190,0	190,7	191,2
84 Van Der GOORBERGH,Z.	NED	Honda	190,0	188,9	186,2			188,4	190,0
70 SCOTT,Tyler	USA	Honda	189,5	187,8	186,2	184,6	184,1	186,4	189,5
3 PEDENEAU,Mateo	FRA	Honda	188,4	187,8	185,7	185,7	185,1	186,5	188,4
56 HENRY,Marius	FRA	Honda	187,3	185,1	183,6	182,5	181,5	184,0	187,3
78 JIGALOV,Damian	USA	Honda	185,7	185,1	184,6	184,1	183,6	184,6	185,7



HEADQUARTERS – Príncipe de Vergara, 183 – 28002 Madrid – Tel: +34 91 782 02 20

www.fimcevrepsol.com