Circuit Ricardo Tormo

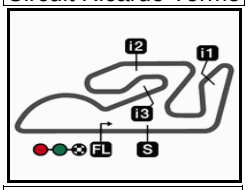

4005 m.

Results and timing service provided by TISSOT

RookiesCup

GRAN PREMIO DE EUROPA
Qualifying
Classification

		Rider	Nation	Team	Motorcycle	Time	Lap	Total	Gap		Top Speed
1	37	Pedro ACOSTA	SPA	Red Bull MotoGP Rookies Cup	KTM	1'44.068	14	14			213.5
2	96	Daniel HOLGADO	SPA	Red Bull MotoGP Rookies Cup	KTM	1'44.135	14	14	0.067	0.067	211.5
3	38	David SALVADOR	SPA	Red Bull MotoGP Rookies Cup	KTM	1'44.222	10	14	0.154	0.087	210.2
4	34	Mario AJI	INA	Red Bull MotoGP Rookies Cup	KTM	1'44.413	11	14	0.345	0.191	211.5
5	64	David MUÑOZ	SPA	Red Bull MotoGP Rookies Cup	KTM	1'44.512	7	14	0.444	0.099	210.2
6	33	Izan GUEVARA	SPA	Red Bull MotoGP Rookies Cup	KTM	1'44.741	14	14	0.673	0.229	208.3
7	7	Daniel MUÑOZ	SPA	Red Bull MotoGP Rookies Cup	KTM	1'44.772	14	14	0.704	0.031	210.9
8	24	Ivan ORTOLÁ	SPA	Red Bull MotoGP Rookies Cup	KTM	1'44.908	11	14	0.840	0.136	212.8
9	19	Scott OGDEN	GBR	Red Bull MotoGP Rookies Cup	KTM	1'44.922	7	14	0.854	0.014	210.9
10	6	Phillip TONN	GER	Red Bull MotoGP Rookies Cup	KTM	1'44.935	14	14	0.867	0.013	207.7
11	89	Marcos URIARTE	SPA	Red Bull MotoGP Rookies Cup	KTM	1'44.938	7	14	0.870	0.003	212.8
12	11	Alex ESCRIG	SPA	Red Bull MotoGP Rookies Cup	KTM	1'44.984	13	14	0.916	0.046	212.2
13	80	David ALONSO	COL	Red Bull MotoGP Rookies Cup	KTM	1'45.131	9	14	1.063	0.147	212.8
14	29	Billy VAN EERDE	AUS	Red Bull MotoGP Rookies Cup	KTM	1'45.242	13	14	1.174	0.111	212.2
15	55	Noah DETTWILER	SWI	Red Bull MotoGP Rookies Cup	KTM	1'45.313	12	14	1.245	0.071	210.2
16	58	Luca LUNETTA	ITA	Red Bull MotoGP Rookies Cup	KTM	1'45.432	12	14	1.364	0.119	208.3
17	95	Collin VEIJER	NED	Red Bull MotoGP Rookies Cup	KTM	1'45.486	6	13	1.418	0.054	207.1
18	28	Matteo BERTELLE	ITA	Red Bull MotoGP Rookies Cup	KTM	1'45.489	14	14	1.421	0.003	207.1
19	84	Zonta VAN DEN GOORBE	NED	Red Bull MotoGP Rookies Cup	KTM	1'45.496	7	14	1.428	0.007	212.2
20	23	Alex MILLAN	SPA	Red Bull MotoGP Rookies Cup	KTM	1'45.528	14	14	1.460	0.032	209.6
21	5	Tatchakorn BUASRI	THA	Red Bull MotoGP Rookies Cup	KTM	1'46.364	14	14	2.296	0.836	209.6
22	88	Artem MARAEV	RUS	Red Bull MotoGP Rookies Cup	KTM	1'47.023	6	14	2.955	0.659	206.4
23	39	Bartholomé PERRIN	FRA	Red Bull MotoGP Rookies Cup	KTM	1'49.261	12	13	5.193	2.238	206.4

Practice condition: **Dry**
Air: 19°
Humidity: 88%
Ground: 18°

Fastest Lap:	Lap: 14	**Pedro ACOSTA**	**1'44.068**	138.5 Km/h
Best Race Lap:	2007	**Johann ZARCO**	**1'43.341**	139.5 Km/h
All Time Lap Record:	2007	**Johann ZARCO**	**1'43.341**	139.5 Km/h

The results are provisional until the end of the limit for protest and appeals.

Time limit for protest expires 30' after publication of the results - ..... Time: .....

DORNA DATA PROCESSING .TIMING SERVICE DORNA DATA PROCESSING TIMING SERVICE DORNA DATA PROCESSING TIMING SERVICE DORNA DATA PROCESSING TIMING SERVICE DORNA DATA PROCESSING TIMING SERVICE DORNA DATA PROCESSING TIMING SERVICE DORNA DATA PROCESSING TIMING SERVICE DORNA DATA PROCCEESSS

Cheste, Friday, November 06, 2020

Circuit Ricardo Tormo

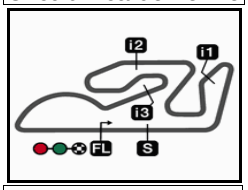

4005 m.

Results and timing service provided by TISSOT

RookiesCup

GRAN PREMIO DE EUROPA

Qualifying

Top Speed & Average

	Rider	Nation	Motorcycle	Top 5 speeds					Average	Top
37	**Pedro ACOSTA**	**SPA**	KTM	213.5	210.9	210.2	208.9	208.9	210.5	**213.5**
24	**Ivan ORTOLÁ**	**SPA**	KTM	212.8	212.2	210.9	209.6	208.9	210.9	**212.8**
80	**David ALONSO**	**COL**	KTM	212.8	210.9	210.9	210.9	209.6	210.6	**212.8**
89	**Marcos URIARTE**	**SPA**	KTM	212.8	212.2	211.5	211.5	210.9	211.8	**212.8**
11	**Alex ESCRIG**	**SPA**	KTM	212.2	210.9	207.7	207.7	207.7	209.2	**212.2**
29	**Billy VAN EERDE**	**AUS**	KTM	212.2	211.5	207.7	207.7	207.1	208.9	**212.2**
84	**Zonta VAN DEN GOORBERGH**	**NED**	KTM	212.2	211.5	211.5	208.9	208.3	210.5	**212.2**
34	**Mario AJI**	**INA**	KTM	211.5	210.9	209.6	208.9	208.9	209.8	**211.5**
96	**Daniel HOLGADO**	**SPA**	KTM	211.5	209.6	207.7	207.1	207.1	208.6	**211.5**
7	**Daniel MUÑOZ**	**SPA**	KTM	210.9	210.2	210.2	209.6	209.6	210.1	**210.9**
19	**Scott OGDEN**	**GBR**	KTM	210.9	210.9	209.6	207.7	207.1	209.2	**210.9**
38	**David SALVADOR**	**SPA**	KTM	210.2	209.6	209.6	208.9	208.3	209.3	**210.2**
55	**Noah DETTWILER**	**SWI**	KTM	210.2	205.8	205.8	205.8	205.2	206.6	**210.2**
64	**David MUÑOZ**	**SPA**	KTM	210.2	207.7	207.1	207.1	206.4	207.7	**210.2**
5	**Tatchakorn BUASRI**	**THA**	KTM	209.6	207.7	207.1	206.4	205.2	206.9	**209.6**
23	**Alex MILLAN**	**SPA**	KTM	209.6	208.9	207.7	207.1	204.6	206.0	**209.6**
33	**Izan GUEVARA**	**SPA**	KTM	208.3	207.7	207.7	207.7	205.8	207.4	**208.3**
58	**Luca LUNETTA**	**ITA**	KTM	208.3	207.7	205.8	205.2	204.6	206.0	**208.3**
6	**Phillip TONN**	**GER**	KTM	207.7	206.4	205.8	204.6	204.6	205.8	**207.7**
28	**Matteo BERTELLE**	**ITA**	KTM	207.1	206.4	205.8	205.2	205.2	205.9	**207.1**
95	**Collin VEIJER**	**NED**	KTM	207.1	206.4	204.6	202.2	201.6	204.4	**207.1**
39	**Bartholomé PERRIN**	**FRA**	KTM	206.4	205.2	203.4	202.8	202.2	204.0	**206.4**
88	**Artem MARAEV**	**RUS**	KTM	206.4	205.2	205.2	204.6	204.0	205.1	**206.4**

DORNA DATA PROCESSING ,TIMING SERVICE DORNA DATA PROCESSING TIMING SERVICE DORNA DATA PROCESSING TIMING SERVICE DORNA DATA PROCESSING TIMING SERVICE DORNA DATA PROCESSING TIMING SERVICE DORNA DATA PROCESSING TIMING SERVICE DORNA DATA PROCESSING TIMING SERVICE DORNA DATA PROCCEESSS

Cheste, Friday, November 06, 2020

Circuit Ricardo Tormo

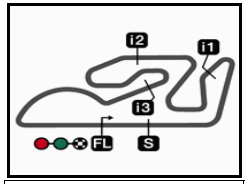

4005 m.

Results and timing service provided by TISSOT

RookiesCup

GRAN PREMIO DE EUROPA

Qualifying

Best Partial Times

IT *Ideal Lap Time, sum of the best partial times* ***BT*** *Best Lap Time*

T1			T2		T3		T4	
Pos	Rider	Time	Rider	Time	Rider	Time	Rider	Time
1	M.URIARTE	24.606	P.ACOSTA	26.895	P.ACOSTA	23.792	D.HOLGADO	28.210
2	**D.HOLGADO**	**24.678**	**D.SALVADOR**	**27.082**	**M.AJI**	**23.802**	**I.ORTOLÁ**	**28.285**
3	I.ORTOLÁ	24.731	D.HOLGADO	27.097	N.DETTWILER	23.837	D.MUÑOZ	28.300
4	**D.SALVADOR**	**24.732**	**A.ESCRIG**	**27.154**	**D.SALVADOR**	**23.870**	**P.ACOSTA**	**28.416**
5	D.ALONSO	24.754	M.AJI	27.158	I.GUEVARA	23.900	D.SALVADOR	28.439
6	**D.MUÑOZ**	**24.761**	**I.GUEVARA**	**27.180**	**D.HOLGADO**	**23.905**	**I.GUEVARA**	**28.454**
7	M.AJI	24.772	S.OGDEN	27.235	P.TONN	23.947	M.AJI	28.506
8	**P.TONN**	**24.779**	**D.MUÑOZ**	**27.274**	**Z.VAN DEN GOO**	**24.026**	**D.ALONSO**	**28.507**
9	A.ESCRIG	24.783	M.URIARTE	27.334	D.MUÑOZ	24.031	N.DETTWILER	28.516
10	**P.ACOSTA**	**24.797**	**D.MUÑOZ**	**27.363**	**A.MILLAN**	**24.032**	**D.MUÑOZ**	**28.523**
11	I.GUEVARA	24.814	D.ALONSO	27.380	A.ESCRIG	24.044	C.VEIJER	28.552
12	**Z.VAN DEN GOO**	**24.815**	**L.LUNETTA**	**27.382**	**L.LUNETTA**	**24.051**	**M.URIARTE**	**28.553**
13	S.OGDEN	24.863	N.DETTWILER	27.403	D.MUÑOZ	24.082	A.ESCRIG	28.565
14	**B.VAN EERDE**	**24.880**	**I.ORTOLÁ**	**27.461**	**D.ALONSO**	**24.118**	**S.OGDEN**	**28.585**
15	D.MUÑOZ	24.884	M.BERTELLE	27.478	M.BERTELLE	24.126	B.VAN EERDE	28.594
16	**A.MILLAN**	**24.931**	**C.VEIJER**	**27.539**	**S.OGDEN**	**24.133**	**A.MILLAN**	**28.611**
17	T.BUASRI	24.935	B.VAN EERDE	27.545	C.VEIJER	24.160	P.TONN	28.663
18	**L.LUNETTA**	**24.939**	**P.TONN**	**27.546**	**M.URIARTE**	**24.171**	**Z.VAN DEN GOO**	**28.699**
19	C.VEIJER	24.982	Z.VAN DEN GOO	27.582	I.ORTOLÁ	24.185	M.BERTELLE	28.725
20	**A.MARAEV**	**25.032**	**T.BUASRI**	**27.621**	**B.VAN EERDE**	**24.223**	**L.LUNETTA**	**28.894**
21	N.DETTWILER	25.042	A.MILLAN	27.694	T.BUASRI	24.250	T.BUASRI	28.908
22	**M.BERTELLE**	**25.059**	**A.MARAEV**	**27.833**	**A.MARAEV**	**24.601**	**A.MARAEV**	**29.256**
23	B.PERRIN	25.846	B.PERRIN	28.381	B.PERRIN	25.077	B.PERRIN	29.705

Pos	Rider	IT	BT	
1	**D.HOLGADO**	1'43.890	1'44.135	(2)
2	**P.ACOSTA**	1'43.900	1'44.068	(1)
3	**D.SALVADOR**	1'44.123	1'44.222	(3)
4	**M.AJI**	1'44.238	1'44.413	(4)
5	**I.GUEVARA**	1'44.348	1'44.741	(6)
6	**D.MUÑOZ**	1'44.455	1'44.512	(5)
7	**A.ESCRIG**	1'44.546	1'44.984	(12)
8	**I.ORTOLÁ**	1'44.662	1'44.908	(8)
9	**M.URIARTE**	1'44.664	1'44.938	(11)
10	**D.ALONSO**	1'44.759	1'45.131	(13)
11	**D.MUÑOZ**	1'44.763	1'44.772	(7)
12	**N.DETTWILER**	1'44.798	1'45.313	(15)
13	**S.OGDEN**	1'44.816	1'44.922	(9)
14	**P.TONN**	1'44.935	1'44.935	(10)
15	**Z.VAN DEN G**	1'45.122	1'45.496	(19)
16	**C.VEIJER**	1'45.233	1'45.486	(17)
17	**B.VAN EERDE**	1'45.242	1'45.242	(14)
18	**L.LUNETTA**	1'45.266	1'45.432	(16)
19	**A.MILLAN**	1'45.268	1'45.528	(20)
20	**M.BERTELLE**	1'45.388	1'45.489	(18)
21	**T.BUASRI**	1'45.714	1'46.364	(21)
22	**A.MARAEV**	1'46.722	1'47.023	(22)
23	**B.PERRIN**	1'49.009	1'49.261	(23)

DORNA DATA PROCESSING .TIMING SERVICE DORNA DATA PROCESSING TIMING SERVICE DORNA DATA PROCESSING TIMING SERVICE DORNA DATA PROCESSING TIMING SERVICE DORNA DATA PROCESSING TIMING SERVICE DORNA DATA PROCESSING TIMING SERVICE DORNA DATA PROCESSING TIMING SERVICE DORNA DATA PROCCESSS

Circuit Ricardo Tormo

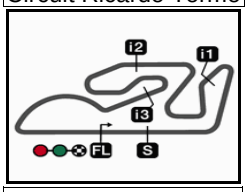

4005 m.

Results and timing service provided by TISSOT

RookiesCup

GRAN PREMIO DE EUROPA

Qualifying

Fastest Laps Sequence

Practice Time		Rider	Nation	Motorcycle	Time	Km/h	Rider's Lap
3'57.381	84	**Zonta VAN DEN GOORB**	NED	KTM	**1'50.156**	130.8	2
4'02.313	23	**Alex MILLAN**	SPA	KTM	**1'49.996**	131.0	2
4'09.095	64	**David MUÑOZ**	SPA	KTM	**1'49.199**	132.0	2
5'46.012	84	**Zonta VAN DEN GOORB**	NED	KTM	**1'48.631**	132.7	3
5'46.217	28	**Matteo BERTELLE**	ITA	KTM	**1'48.416**	132.9	3
5'49.590	38	**David SALVADOR**	SPA	KTM	**1'46.310**	135.6	3
7'35.261	38	**David SALVADOR**	SPA	KTM	**1'45.671**	136.4	4
9'20.561	38	**David SALVADOR**	SPA	KTM	**1'45.300**	136.9	5
9'22.244	34	**Mario AJI**	INA	KTM	**1'45.240**	137.0	5
11'05.651	38	**David SALVADOR**	SPA	KTM	**1'45.090**	137.1	6
11'06.759	33	**Izan GUEVARA**	SPA	KTM	**1'44.909**	137.4	6
13'00.555	64	**David MUÑOZ**	SPA	KTM	**1'44.512**	137.9	7
18'18.305	38	**David SALVADOR**	SPA	KTM	**1'44.222**	138.3	10
18'24.905	96	**Daniel HOLGADO**	SPA	KTM	**1'44.177**	138.3	10
25'24.990	37	**Pedro ACOSTA**	SPA	KTM	**1'44.068**	138.5	14

DORNA DATA PROCESSING _TIMING SERVICE DORNA DATA PROCESSING TIMING SERVICE DORNA DATA PROCESSING TIMING SERVICE DORNA DATA PROCESSING TIMING SERVICE DORNA DATA PROCESSING TIMING SERVICE DORNA DATA PROCESSING TIMING SERVICE DORNA DATA PROCESSING TIMING SERVICE DORNA DATA PROCCEESSS

Cheste, Friday, November 06, 2020

Circuit Ricardo Tormo

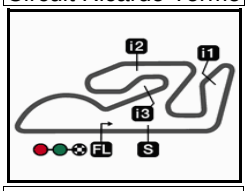

4005 m.

Results and timing service provided by TISSOT

RookiesCup

GRAN PREMIO DE EUROPA

Qualifying

Chronological Analysis of Performances

** Lap / Sector time cancelled*
P Crossing the finish line in pit lane
T1 Time from finish line to 1st intermediate
T2 Time from 1st intermed. to 2nd intermed.
T3 Time from 2nd intermed. to 3rd intermed.
T4 Time from 3rd intermediate to finish line

1st 37 Pedro ACOSTA — Red Bull MotoGP Roo SPA

Runs=1 Total laps=14 Full laps=11

Lap	Lap Time		T1	T2	T3	T4	Speed
1	2'11.507		27.094	32.299	27.177	31.377	
2	1'58.167		28.041	30.784	29.240	30.102	199.8
3	1'48.569		26.378	27.869	24.782	29.540	213.5
4	1'46.697		25.339	27.570	24.716	29.072	208.9
5	1'45.889		24.865	27.629	24.737	28.658	210.2
6	1'46.362		24.978	27.749	25.045	28.590	207.7
7	1'44.641		24.797	27.522	23.906	28.416	210.9
8	1'44.789		24.861	27.135	24.236	28.557	205.2
9	1'46.994		25.161	27.512	25.477	28.844	203.4
10	1'48.430	*	26.084	28.583*	24.606	29.157	208.9
11	1'44.549		25.080	27.053	23.914	28.502	204.0
12	1'48.221		25.886	27.504	24.454	30.377	202.8
13	1'46.107	*	25.72*/	27.381	24.245	28.757	202.8
14	1'44.068		24.924	26.895	23.792	28.457	208.3

2nd 96 Daniel HOLGADO — Red Bull MotoGP Roo SPA

Runs=1 Total laps=14 Full laps=10

Lap	Lap Time		T1	T2	T3	T4	Speed
1	2'23.707		24.929	30.685	26.487	30.749	
2	1'50.993	*	26.33*/	29.245	25.672	29.738	203.4
3	1'48.861		25.973	28.626	25.036	29.226	204.6
4	1'46.715		25.432	27.926	24.662	28.695	206.4
5	1'47.095		25.335	27.880	24.817	29.063	211.5
6	1'46.001		25.112	27.553	24.486	28.850	204.6
7	1'45.352		25.126	27.324	24.340	28.562	204.6
8	1'47.404	*	24.950	28.351*	25.330	28.773	203.4
9	1'44.600		24.842	27.289	24.055	28.414	204.0
10	1'44.177		24.823	27.097	24.011	28.246	207.1
11	1'47.769	*	24.678	29.191*	25.243	28.657*	207.7
12	1'44.787		24.909	27.312	24.006	28.560	206.4
13	1'48.557		26.233	28.453	24.486	29.385	207.1
14	1'44.135		24.781	27.239	23.905	28.210	209.6

3rd 38 David SALVADOR — Red Bull MotoGP Roo SPA

Runs=1 Total laps=14 Full laps=10

Lap	Lap Time		T1	T2	T3	T4	Speed
1	2'12.559		24.983	29.584	26.328	30.743	
2	1'50.721	*	27.32*/	28.954	25.236	29.204	209.6
3	1'46.310		25.506	27.732	24.215	28.857	209.6
4	1'45.671		25.051	27.533	24.320	28.767	204.0
5	1'45.300		24.973	27.518	24.370	28.439	203.4
6	1'45.090		24.820	27.424	24.262	28.584	207.1
7	1'51.392		29.156	28.088	24.347	29.801	200.4
8	1'51.514	*	25.07*/	27.640	26.356	32.443	203.4
9	1'45.526		24.910	27.337	24.233	29.046	210.2
10	1'44.222		24.763	27.082	23.870	28.507	208.9
11	1'48.841		24.987	27.633	26.368	29.853	205.8
12	1'47.778	*	26.54*/	27.392	23.962	29.884	203.4
13	1'45.055		24.732	27.171	24.313	28.839	208.3
14	1'44.979		25.339	27.093	24.057	28.490	201.0

4th 34 Mario AJI — Red Bull MotoGP Roo INA

Runs=1 Total laps=14 Full laps=9

Lap	Lap Time		T1	T2	T3	T4	Speed
1	2'11.626		25.044	31.719	27.209	31.370	
2	1'52.638		27.845	30.337	24.889	29.567	202.8
3	1'46.908		25.396	27.886	24.368	29.258	206.4
4	1'45.832		25.163	27.649	24.128	28.892	208.9
5	1'45.240		25.060	27.441	24.015	28.724	207.7
6	1'45.069		25.045	27.433	23.979	28.612	205.8
7	1'47.864	*	26.14*/	28.261	24.468	28.993	207.1
8	1'53.344	*	25.48*/	28.798	25.710	33.350	204.0
9	1'46.155	*	25.31*/	27.562	24.182	29.098	207.1
10	1'48.355		24.831	27.520	24.105	31.899	208.9
11	1'44.413		24.772	27.272	23.863	28.506	209.6
12	1'48.009		24.820	27.158	24.373	31.658	208.9
13	1'45.871	*	25.14*/	27.474	24.218	29.035	210.9
14	1'45.752		25.691	27.491	23.802	28.768	211.5

5th 64 David MUÑOZ — Red Bull MotoGP Roo SPA

Runs=1 Total laps=14 Full laps=12

Lap	Lap Time		T1	T2	T3	T4	Speed
1	2'19.896		25.852	31.000	26.152	30.200	
2	1'49.199		25.849	28.685	25.264	29.401	205.2
3	1'48.213		25.563	28.503	24.981	29.166	205.8
4	1'47.144		25.298	28.272	24.685	28.889	207.1
5	1'46.308		25.114	27.735	24.596	28.863	207.7
6	1'45.283		24.896	27.633	24.348	28.406	204.6
7	1'44.512		24.761	27.420	24.031	28.300	207.1
8	1'45.053		24.778	27.363	24.305	28.607	205.8
9	1'46.142		25.273	27.602	24.654	28.613	203.4
10	1'46.900		26.056	27.515	24.172	29.157	201.0
11	1'46.186		25.033	27.532	24.483	29.138	206.4
12	1'46.294	*	25.787	27.604*	24.322	28.581	201.0
13	1'49.999		25.206	28.340	27.471	28.982	205.2
14	1'45.062		25.089	27.401	24.119	28.453	210.2

6th 33 Izan GUEVARA — Red Bull MotoGP Roo SPA

Runs=1 Total laps=14 Full laps=9

Lap	Lap Time		T1	T2	T3	T4	Speed
1	2'11.638		26.500	31.598	27.271	31.189	
2	1'51.317	*	26.54*/	28.938	25.572	30.258	202.8
3	1'47.434		25.655	28.324	24.511	28.944	205.2
4	1'46.086		25.349	27.570	24.154	29.013	207.7
5	1'45.375		25.141	27.353	24.290	28.591	205.2

Fastest Lap:	Pedro ACOSTA	Red Bull MotoGP Roo SPA	1'44.068	24.924	26.895	23.792	28.457

DORNA DATA PROCESSING -TIMING SERVICE DORNA DATA PROCESSING TIMING SERVICE DORNA DATA PROCESSING TIMING SERVICE DORNA DATA PROCESSING TIMING SERVICE DORNA DATA PROCESSING TIMING SERVICE DORNA DATA PROCESSING TIMING SERVICE DORNA DATA PROCESSING TIMING SERVICE DORNA DATA PROCCEESSS

Cheste, Friday, November 06, 2020

Lap	Lap Time		T1	T2	T3	T4	Speed
6	**1'44.909**		24.814	27.250	24.313	28.532	204.0
7	1'48.109	*	26.50*	28.228	24.503	28.877	204.6
8	1'52.338	*	27.46*	27.651	24.851	32.372	201.6
9	**1'44.930**		24.880	27.298	24.298	28.454	207.7
10	1'50.240	*	25.96*	27.837	24.586	31.852	201.6
11	**1'44.859**		25.226	27.180	23.995	28.458	205.8
12	**1'47.874**		24.852	27.201	25.045	30.776	207.7
13	**1'44.879**		25.055	27.239	23.900	28.685	208.3
14	**1'44.741**		24.932	27.284	24.003	28.522	203.4

7th 7 Daniel MUÑOZ

Red Bull MotoGP Roo SPA

Runs=1 Total laps=14 Full laps=11

1	2'14.720		26.205	30.470	26.470	31.164	
2	**1'50.939**		26.407	29.133	25.630	29.769	210.2
3	**1'48.485**		25.915	28.346	24.745	29.479	207.1
4	**1'47.117**		25.509	27.844	24.582	29.182	209.6
5	**1'46.340**		25.455	27.753	24.495	28.637	203.4
6	**1'47.254**		25.317	28.252	24.723	28.962	210.9
7	**1'45.136**		24.923	27.526	24.082	28.605	205.8
8	**1'45.655**		25.012	27.575	24.250	28.818	207.1
9	1'46.522	*	25.479	27.706*	24.566	28.771	204.0
10	**1'45.990**		25.076	27.414	24.270	29.230	206.4
11	**1'47.065**		25.031	27.958	24.410	29.666	203.4
12	**1'51.090**		25.257	28.163	24.986	32.684	209.6
13	1'46.277	*	25.49*	27.741	24.324	28.721	210.2
14	**1'44.772**		24.884	27.274	24.091	28.523	208.3

8th 24 Ivan ORTOLÁ

Red Bull MotoGP Roo SPA

Runs=1 Total laps=14 Full laps=11

1	2'15.528		27.789	31.432	26.807	31.082	
2	**1'51.068**		26.429	29.108	25.806	29.725	212.8
3	**1'47.587**		25.356	28.206	24.839	29.186	209.6
4	**1'47.123**		25.621	27.793	24.660	29.049	208.9
5	**1'46.111**		25.105	27.790	24.558	28.658	207.1
6	**1'46.705**		25.003	27.796	24.976	28.930	205.2
7	**1'45.612**		24.981	27.499	24.496	28.636	202.8
8	**1'47.209**		25.819	28.124	24.288	28.978	203.4
9	**1'45.976**		25.337	27.461	24.475	28.703	207.1
10	1'51.774	*	29.20*	27.573	24.747	30.253	208.3
11	**1'44.908**		24.731	27.568	24.324	28.285	207.1
12	**1'48.568**		25.609	27.906	24.514	30.539	212.2
13	1'46.759	*	25.42*	27.938	24.544	28.849	210.9
14	**1'45.189**		24.878	27.495	24.185	28.631	206.4

9th 19 Scott OGDEN

Red Bull MotoGP Roo GBR

Runs=1 Total laps=14 Full laps=13

1	2'17.585		24.986	30.489	26.527	31.176	
2	**1'51.956**		26.216	28.620	27.202	29.918	201.6
3	**1'48.228**		25.893	27.922	25.048	29.365	210.9
4	**1'47.785**		25.604	27.734	25.001	29.446	207.1
5	**1'45.988**		25.240	27.562	24.513	28.673	206.4
6	**1'46.977**		25.105	27.855	24.760	29.257	209.6
7	**1'44.922**		24.912	27.235	24.172	28.603	204.0
8	**1'45.729**		24.982	27.509	24.361	28.877	204.0
9	**1'45.701**		25.121	27.473	24.216	28.891	206.4
10	**1'50.005**		25.180	28.020	26.786	30.019	210.9
11	**1'46.136**		24.950	27.583	24.269	29.334	207.7
12	**1'46.490**		24.943	27.546	24.429	29.572	204.0
13	**1'49.750**		25.007	27.786	27.422	29.535	205.2
14	**1'45.041**		24.863	27.460	24.133	28.585	204.0

10th 6 Phillip TONN

Red Bull MotoGP Roo GER

Runs=1 Total laps=14 Full laps=6

1	2'12.526		27.068	32.134	27.719	31.274	
2	1'53.795	*	28.22*	29.828	25.948	29.797	204.6
3	1'48.370	*	25.85*	28.517	24.763	29.231	204.0
4	1'48.539	*	25.95*	28.379	24.817	29.391	206.4
5	1'47.925	*	25.98*	28.112	24.981	28.852	204.0
6	1'47.391	*	25.38*	27.950	24.948	29.109	205.8
7	1'47.573	*	25.71*	27.970	24.661	29.223	204.6
8	**1'46.705**		25.487	27.835	24.333	29.050	199.8
9	**1'47.167**		25.304	28.137	24.614	29.112	199.3
10	1'47.544	*	25.82*	27.860	24.647	29.212	201.0
11	**1'46.247**		25.226	27.895	24.316	28.810	202.2
12	**1'46.500**		25.484	27.786	24.262	28.968	202.8
13	**1'45.906**		25.000	27.720	24.233	28.953	202.8
14	**1'44.935**		24.779	27.546	23.947	28.663	207.7

11th 89 Marcos URIARTE

Red Bull MotoGP Roo SPA

Runs=1 Total laps=14 Full laps=11

1	2'12.730		25.676	33.727	28.110	31.308	
2	1'57.931	*	27.44*	30.269	29.450	30.769	211.5
3	**1'48.623**		25.867	28.323	24.937	29.496	210.9
4	**1'46.837**		25.232	27.952	24.662	28.991	207.1
5	**1'45.824**		24.845	27.577	24.592	28.810	207.7
6	**1'45.755**		24.923	27.732	24.405	28.695	210.2
7	**1'44.938**		24.613	27.334	24.406	28.585	207.7
8	**1'46.075**		24.834	27.485	24.318	29.438	208.9
9	**1'47.133**		25.467	27.902	24.779	28.985	212.2
10	**1'47.504**		24.888	27.509	25.179	29.928	205.8
11	**1'46.048**		25.025	27.878	24.475	28.670	211.5
12	1'46.313	*	24.606	27.678	24.203	29.826*	207.7
13	**1'45.686**		24.968	27.531	24.345	28.842	209.6
14	**1'45.131**		24.926	27.481	24.171	28.553	212.8

12th 11 Alex ESCRIG

Red Bull MotoGP Roo SPA

Runs=1 Total laps=14 Full laps=11

1	2'14.977		27.322	33.107	28.900	31.645	
2	**1'55.883**		27.302	29.650	27.845	31.086	207.7
3	**1'50.287**		26.252	28.901	25.296	29.838	210.9
4	**1'48.766**		26.283	28.115	24.937	29.431	204.0
5	**1'47.606**		25.803	28.172	24.651	28.980	205.2
6	**1'46.249**		25.292	27.627	24.344	28.986	207.7
7	**1'45.208**		25.156	27.383	24.104	28.565	205.8
8	**1'45.244**		25.054	27.266	24.155	28.769	207.1
9	**1'45.779**		25.211	27.616	24.163	28.789	202.2
10	1'46.596	*	25.88*	27.830*	24.103	28.776	204.0
11	**1'45.133**		24.968	27.425	24.044	28.696	204.0
12	**1'46.526**		25.093	27.154	24.099	30.180	204.6
13	**1'44.984**		24.783	27.412	24.210	28.579	212.2
14	1'47.607	*	26.04*	28.405	24.536	28.621	207.7

Fastest Lap:	Pedro ACOSTA	Red Bull MotoGP Roo SPA	**1'44.068**	24.924	26.895	23.792	28.457

DORNA DATA PROCESSING ,TIMING SERVICE DORNA DATA PROCESSING TIMING SERVICE DORNA DATA PROCESSING TIMING SERVICE DORNA DATA PROCESSING TIMING SERVICE DORNA DATA PROCESSING TIMING SERVICE DORNA DATA PROCESSING TIMING SERVICE DORNA DATA PROCESSING TIMING SERVICE DORNA DATA PROCCEESSS

13th 80 David ALONSO — Red Bull MotoGP Roo COL

Runs=1 Total laps=14 Full laps=13

Lap	Lap Time		T1	T2	T3	T4	Speed
1	2'15.442		27.652	30.952	26.799	31.214	
2	**1'53.988**		26.285	29.645	28.191	29.867	209.6
3	**1'47.996**		25.547	28.283	25.025	29.141	207.1
4	**1'47.155**		25.262	28.055	24.634	29.204	210.9
5	**1'46.666**		25.145	27.841	24.916	28.764	212.8
6	**1'45.780**		25.053	27.643	24.379	28.705	210.9
7	**1'45.338**		24.754	27.799	24.201	28.584	207.7
8	**1'45.860**		24.989	27.380	24.265	29.226	209.6
9	**1'45.131**		24.800	27.488	24.336	28.507	209.6
10	**1'49.682**		25.306	28.067	27.048	29.261	208.9
11	**1'45.815**		25.253	27.764	24.224	28.574	207.7
12	**1'46.468**		24.927	27.542	24.118	29.881	206.4
13	**1'45.235**		25.073	27.388	24.175	28.599	210.9
14	**1'46.385**		25.473	27.783	24.412	28.717	208.3

14th 29 Billy VAN EERDE — Red Bull MotoGP Roo AUS

Runs=1 Total laps=14 Full laps=8

Lap	Lap Time		T1	T2	T3	T4	Speed
1	2'11.755		24.751	31.614	27.332	31.001	
2	1'51.332	*	27.316	29.068*	25.350	29.598	207.1
3	**1'47.812**		25.434	28.423	24.887	29.068	205.8
4	**1'47.380**		25.521	28.056	24.622	29.181	207.1
5	1'48.083	*	25.263	28.223	24.698	29.899*	204.6
6	**1'48.955**		25.516	28.586	25.280	29.573	200.4
7	**1'46.547**		24.936	27.995	24.560	29.056	205.2
8	**1'46.298**		25.133	27.598	24.338	29.229	204.0
9	**1'46.088**		25.030	27.673	24.502	28.883	206.4
10	1'48.456	*	25.04.*	27.672	25.535	30.208	212.2
11	1'47.831	*	25.37/*	28.743	24.706	29.012	207.7
12	1'47.009	*	25.110	27.812	24.396	29.691*	205.8
13	**1'45.242**		24.880	27.545	24.223	28.594	207.7
14	**1'45.860**		24.962	27.709	24.245	28.944	211.5

15th 55 Noah DETTWILER — Red Bull MotoGP Roo SWI

Runs=1 Total laps=14 Full laps=11

Lap	Lap Time		T1	T2	T3	T4	Speed
1	2'28.130		25.611	30.756	26.545	30.516	
2	**1'50.250**		26.249	29.026	25.195	29.780	202.2
3	**1'48.610**		25.885	28.526	24.840	29.359	202.8
4	**1'47.243**		25.744	28.096	24.408	28.995	204.0
5	**1'46.374**		25.470	27.717	24.356	28.831	204.0
6	**1'46.328**		25.543	27.825	24.158	28.802	205.8
7	**1'46.282**		25.196	27.559	24.433	29.094	210.2
8	**1'45.822**		25.202	27.585	24.233	28.802	202.2
9	**1'45.585**		25.254	27.524	24.056	28.751	202.2
10	**1'45.753**		25.086	27.481	24.255	28.931	205.8
11	1'46.229	*	25.503	27.807*	24.102	28.817	205.8
12	**1'45.313**		25.143	27.403	23.999	28.768	200.4
13	**1'45.376**		25.042	27.496	23.837	29.001	202.8
14	1'45.133	*	25.21.*	27.437	23.967	28.516	205.2

16th 58 Luca LUNETTA — Red Bull MotoGP Roo ITA

Runs=1 Total laps=14 Full laps=10

Lap	Lap Time		T1	T2	T3	T4	Speed
1	2'12.239		26.572	31.899	27.514	31.527	
2	**1'52.232**		27.065	29.174	25.686	30.307	205.8
3	**1'49.266**		25.798	28.428	25.070	29.970	208.3
4	**1'49.220**		26.255	28.313	24.839	29.813	204.0
5	**1'47.884**		25.523	27.991	24.797	29.573	204.0
6	**1'48.233**		25.334	28.312	25.160	29.427	205.2
7	1'51.741	*	25.041	28.782	27.902	30.016*	207.7
8	**1'46.957**		25.107	27.822	24.641	29.387	202.8
9	**1'46.758**		25.246	27.818	24.552	29.142	201.6
10	**1'45.789**		24.939	27.558	24.157	29.135	204.6
11	1'48.089	*	25.972	28.256*	24.471	29.390	204.6
12	**1'45.432**		24.954	27.533	24.051	28.894	201.6
13	1'48.824	*	26.42.*	28.221	24.641	29.539	201.0
14	**1'45.820**		25.100	27.382	24.104	29.234	202.8

17th 95 Collin VEIJER — Red Bull MotoGP Roo NED

Runs=2 Total laps=13 Full laps=8

Lap	Lap Time		T1	T2	T3	T4	Speed
1	2'06.902		25.937	30.374	26.191	30.634	
2	**1'50.748**		26.537	29.016	25.315	29.880	195.8
3	**1'49.171**		25.888	28.412	24.961	29.910	197.0
4	1'46.974	*	25.210	27.795	24.750	29.219*	204.6
5	**1'46.802**		25.054	27.832	24.700	29.216	206.4
6	**1'45.486**		25.021	27.561	24.160	28.744	207.1
7	1'49.066	P	25.399	28.215	24.861	30.591	197.5
8	3'18.895		23.018	28.206	24.517	29.366	
9	**1'46.592**		25.155	27.956	24.427	29.054	198.7
10	**1'46.330**		25.018	27.696	24.354	29.262	199.8
11	**1'45.717**		25.191	27.797	24.177	28.552	198.7
12	**1'46.552**		24.982	27.539	25.174	28.857	201.6
13	1'47.970	P	25.043	27.684	24.610	30.633	202.2

18th 28 Matteo BERTELLE — Red Bull MotoGP Roo ITA

Runs=1 Total laps=14 Full laps=8

Lap	Lap Time		T1	T2	T3	T4	Speed
1	2'07.287		26.071	31.349	26.245	30.663	
2	**1'50.514**		26.339	29.047	25.312	29.816	199.8
3	**1'48.416**		25.548	28.510	24.738	29.620	202.2
4	**1'47.524**		25.352	28.214	24.601	29.357	205.2
5	1'47.054	*	25.43.*	27.908	24.544	29.169	202.8
6	1'45.967	*	25.21.*	27.684	24.242	28.828	206.4
7	1'49.385	*	25.85.*	29.802	24.543	29.189	204.6
8	**1'49.932**		25.223	28.034	24.839	31.836	201.6
9	1'46.527	*	25.175	28.224*	24.353	28.775	202.8
10	1'46.003	*	25.126	27.862*	24.290	28.725	205.8
11	**1'46.360**		25.229	27.682	24.385	29.064	205.2
12	**1'45.662**		25.065	27.544	24.158	28.895	207.1
13	**1'45.854**		25.140	27.478	24.226	29.010	199.3
14	**1'45.489**		25.059	27.487	24.126	28.817	199.3

19th 84 Zonta VAN DEN GO — Red Bull MotoGP Roo NED

Runs=1 Total laps=14 Full laps=8

Lap	Lap Time		T1	T2	T3	T4	Speed
1	2'07.225		25.742	31.162	26.112	30.113	
2	**1'50.156**		26.027	29.049	25.348	29.732	203.4
3	**1'48.631**		25.266	28.744	24.975	29.646	201.0
4	**1'47.519**		25.252	28.229	24.643	29.395	199.3
5	**1'46.795**		24.897	28.155	24.514	29.229	201.0
6	1'47.314	*	26.11.*	28.004	24.497	28.699	189.9
7	**1'45.496**		24.815	27.630	24.245	28.806	208.9
8	1'53.468	*	29.50.*	28.011	25.199	30.755	199.3
9	**1'46.715**		25.784	27.789	24.340	28.802	204.6

Fastest Lap: Pedro ACOSTA Red Bull MotoGP Roo SPA **1'44.068** 24.924 26.895 23.792 28.457

DORNA DATA PROCESSING ,TIMING SERVICE DORNA DATA PROCESSING TIMING SERVICE DORNA DATA PROCESSING TIMING SERVICE DORNA DATA PROCESSING TIMING SERVICE DORNA DATA PROCESSING TIMING SERVICE DORNA DATA PROCESSING TIMING SERVICE DORNA DATA PROCESSING TIMING SERVICE DORNA DATA PROCCEESSS

Lap	Lap Time		T1	T2	T3	T4	Speed
10	1'50.265	*	25.72!*	27.801	27.265	29.470*	208.3
11	**1'45.981**		24.945	27.893	24.395	28.748	211.5
12	1'47.045	*	25.019	27.582	24.257	30.187*	211.5
13	**1'46.108**		25.330	27.709	24.360	28.709	207.7
14	1'45.848	*	24.902	27.761	24.026	29.159*	212.2

20th 23 Alex MILLAN Red Bull MotoGP Roo SPA

Runs=1 Total laps=14 Full laps=12

Lap	Lap Time		T1	T2	T3	T4	Speed
1	2'12.317		26.149	31.654	27.690	31.232	
2	**1'49.996**		26.554	28.665	25.101	29.676	209.6
3	**1'47.630**		25.542	28.241	24.554	29.293	198.1
4	**1'46.708**		25.017	27.998	24.435	29.258	204.6
5	**1'46.147**		25.173	27.875	24.300	28.799	207.7
6	**1'45.579**		24.968	27.709	24.109	28.793	204.6
7	**1'47.064**		25.442	28.247	24.378	28.997	204.6
8	1'52.239	*	27.56!*	28.507*	25.857	30.311	204.6
9	**1'46.379**		24.931	27.750	24.598	29.100	204.6
10	**1'48.925**		25.362	27.740	25.713	30.110	204.6
11	**1'45.865**		25.218	27.781	24.128	28.738	208.9
12	**1'47.048**		25.059	27.694	24.038	30.257	202.2
13	**1'45.856**		24.960	27.708	24.156	29.032	207.1
14	**1'45.528**		25.021	27.864	24.032	28.611	204.6

21st 5 Tatchakorn BUASRI Red Bull MotoGP Roo THA

Runs=1 Total laps=14 Full laps=11

Lap	Lap Time		T1	T2	T3	T4	Speed
1	2'16.137		25.387	30.572	27.177	30.897	
2	**1'55.609**		26.374	30.006	27.652	31.577	207.1
3	**1'50.081**		25.932	28.821	25.486	29.842	206.4
4	**1'48.188**		25.696	28.349	24.999	29.144	207.7
5	**1'49.388**		26.025	28.314	25.471	29.578	209.6
6	**1'46.784**		25.189	28.025	24.612	28.958	205.2
7	**1'48.485**		24.976	27.959	24.908	30.642	204.6
8	**1'49.779**		26.646	28.681	24.933	29.519	204.6
9	1'47.523	*	25.375	27.855*	24.923	29.370	201.6
10	1'47.295	*	25.38!*	27.992	24.799	29.119	202.8
11	**1'46.456**		25.315	27.714	24.519	28.908	203.4
12	**1'48.751**		25.071	27.621	25.464	30.595	202.8
13	**1'46.482**		25.156	27.803	24.573	28.950	203.4
14	**1'46.364**		24.935	27.652	24.250	29.527	205.2

22nd 88 Artem MARAEV Red Bull MotoGP Roo RUS

Runs=1 Total laps=14 Full laps=13

Lap	Lap Time		T1	T2	T3	T4	Speed
1	2'14.414		25.451	31.833	28.078	31.739	
2	**1'56.047**		27.758	30.107	27.652	30.530	202.8
3	**1'51.929**		26.578	29.650	25.801	29.900	205.2
4	**1'49.226**		25.775	28.727	25.144	29.580	205.2
5	**1'48.092**		25.319	28.309	25.177	29.287	204.0
6	**1'47.023**		25.152	28.014	24.601	29.256	206.4
7	**1'47.223**		25.032	27.833	24.828	29.530	204.6
8	**1'47.697**		25.428	27.944	24.995	29.330	200.4
9	**1'47.578**		25.259	28.048	24.805	29.466	200.4
10	**1'47.883**		25.330	27.974	24.934	29.645	200.4
11	**1'47.544**		25.283	27.915	24.880	29.466	199.8
12	**1'47.763**		25.415	28.171	24.795	29.382	198.1
13	**1'47.372**		25.218	28.009	24.792	29.353	200.4
14	**1'47.096**		25.135	27.958	24.608	29.395	200.4

23rd 39 Bartholomé PERRI Red Bull MotoGP Roo FRA

Runs=2 Total laps=13 Full laps=4

Lap	Lap Time		T1	T2	T3	T4	Speed
1	2'12.958		25.805	31.628	27.229	31.306	
2	1'53.736	*	26.775	30.378	26.174	30.409*	206.4
3	**1'51.666**		26.234	29.196	26.124	30.112	202.2
4	1'50.740	*	26.21!*	28.999	25.467	30.061	205.2
5	1'50.519	*	26.222	28.908*	25.469	29.920	198.7
6	2'00.859	P	27.99!*	29.391	26.751	36.727	202.8
7	2'52.094		26.568	29.472	26.131	30.062	
8	**1'50.809**		26.490	28.998	25.403	29.918	193.6
9	1'50.713	*	26.074	28.632	25.261	30.746*	197.0
10	**1'49.904**		26.130	28.381	25.688	29.705	195.8
11	1'52.332	*	26.102	28.215*	25.894	32.121*	195.8
12	**1'49.261**		25.846	28.479	25.077	29.859	203.4
13	2'07.276	P	27.01!*	29.471*	30.812	39.980	200.4

Fastest Lap:	Pedro ACOSTA	Red Bull MotoGP Roo	SPA	**1'44.068**	24.924	26.895	23.792	28.457

DORNA DATA PROCESSING -TIMING SERVICE DORNA DATA PROCESSING TIMING SERVICE DORNA DATA PROCESSING TIMING SERVICE DORNA DATA PROCESSING TIMING SERVICE DORNA DATA PROCESSING TIMING SERVICE DORNA DATA PROCESSING TIMING SERVICE DORNA DATA PROCESSING TIMING SERVICE DORNA DATA PROCCEESSS

Circuit Ricardo Tormo

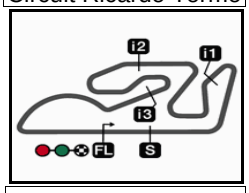

4005 m.

Results and timing service provided by TISSOT

RookiesCup

GRAN PREMIO DE EUROPA
Official Starting Grid

Race : 15 laps = 60.075 km

1	**3** 1'44.222 **38 David SALVADOR** KTM	**2** 1'44.135 **96 Daniel HOLGADO** KTM	**1** 1'44.068 **37 Pedro ACOSTA** KTM
2	**6** 1'44.741 **33 Izan GUEVARA** KTM	**5** 1'44.512 **64 David MUÑOZ** KTM	**4** 1'44.413 **34 Mario AJI** KTM
3	**9** 1'44.922 **19 Scott OGDEN** KTM	**8** 1'44.908 **24 Ivan ORTOLÁ** KTM	**7** 1'44.772 **7 Daniel MUÑOZ** KTM
4	**12** 1'44.984 **11 Alex ESCRIG** KTM	**11** 1'44.938 **89 Marcos URIARTE** KTM	**10** 1'44.935 **6 Phillip TONN** KTM
5	**15** 1'45.313 **55 Noah DETTWILER** KTM	**14** 1'45.242 **29 Billy VAN EERDE** KTM	**13** 1'45.131 **80 David ALONSO** KTM
6	**18** 1'45.489 **28 Matteo BERTELLE** KTM	**17** 1'45.486 **95 Collin VEIJER** KTM	**16** 1'45.432 **58 Luca LUNETTA** KTM
7	**21** 1'46.364 **5 Tatchakorn BUASRI** KTM	**20** 1'45.528 **23 Alex MILLAN** KTM	**19** 1'45.496 **84 Zonta VAN DEN GOORBERGH** KTM
8		**23** 1'49.261 **39 Bartholomé PERRIN** KTM	**22** 1'47.023 **88 Artem MARAEV** KTM

The results are provisional until the end of the limit for protest and appeals and until the ratification of the Event Management Committee.

Time limit for protest expires 60' at the latest after publication of the results - . ..... Time: .....

DORNA DATA PROCESSING TIMING SERVICE DORNA DATA PROCESSING TIMING SERVICE DORNA DATA PROCESSING TIMING SERVICE DORNA DATA PROCESSING TIMING SERVICE DORNA DATA PROCESSING TIMING SERVICE DORNA DATA PROCESSING TIMING SERVICE DORNA DATA PROCESSING TIMING SERVICE DORNA DATA PROCCEESSS

Cheste, Friday, November 06, 2020