Circuit Ricardo Tormo

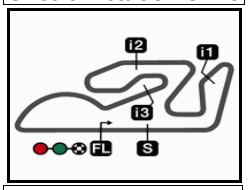

4005 m.

Results and timing service provided by TISSOT

RookiesCup

GRAN PREMIO DE EUROPA

Race Nr. 1

Classification after 15 laps = 60.075 km

Pos			Rider	Nation	Team	Motorcycle	Total Time	Km/h	Gap
1	25	38	**David SALVADOR**	SPA	Red Bull MotoGP Rookies Cup	KTM	**26'29.008**	136.1	
2	20	34	**Mario AJI**	INA	Red Bull MotoGP Rookies Cup	KTM	**26'44.509**	134.7	15.501
3	16	29	**Billy VAN EERDE**	AUS	Red Bull MotoGP Rookies Cup	KTM	**26'48.806**	134.4	19.798
4	13	84	**Zonta VAN DEN GOORB**	NED	Red Bull MotoGP Rookies Cup	KTM	**26'48.884**	134.4	19.876
5	11	11	**Alex ESCRIG**	SPA	Red Bull MotoGP Rookies Cup	KTM	**26'49.621**	134.3	20.613
6	10	28	**Matteo BERTELLE**	ITA	Red Bull MotoGP Rookies Cup	KTM	**26'49.725**	134.3	20.717
7	9	7	**Daniel MUÑOZ**	SPA	Red Bull MotoGP Rookies Cup	KTM	**26'50.858**	134.2	21.850
8	8	55	**Noah DETTWILER**	SWI	Red Bull MotoGP Rookies Cup	KTM	**26'50.998**	134.2	21.990
9	7	23	**Alex MILLAN**	SPA	Red Bull MotoGP Rookies Cup	KTM	**26'51.233**	134.2	22.225
10	6	33	**Izan GUEVARA**	SPA	Red Bull MotoGP Rookies Cup	KTM	**26'53.170**	134.0	24.162
11	5	5	**Tatchakorn BUASRI**	THA	Red Bull MotoGP Rookies Cup	KTM	**26'53.637**	134.0	24.629
12	4	58	**Luca LUNETTA**	ITA	Red Bull MotoGP Rookies Cup	KTM	**26'56.585**	133.7	27.577
13	3	96	**Daniel HOLGADO**	SPA	Red Bull MotoGP Rookies Cup	KTM	**27'00.214**	133.4	31.206
14	2	88	**Artem MARAEV**	RUS	Red Bull MotoGP Rookies Cup	KTM	**27'18.521**	131.9	49.513
Not classified									
		89	**Marcos URIARTE**	SPA	Red Bull MotoGP Rookies Cup	KTM	**17'47.622**	135.0	5 laps
		6	**Phillip TONN**	GER	Red Bull MotoGP Rookies Cup	KTM	**17'50.924**	134.6	5 laps
		19	**Scott OGDEN**	GBR	Red Bull MotoGP Rookies Cup	KTM	**18'35.654**	129.2	5 laps
		24	**Ivan ORTOLÁ**	SPA	Red Bull MotoGP Rookies Cup	KTM	**12'30.516**	134.4	8 laps
		39	**Bartholomé PERRIN**	FRA	Red Bull MotoGP Rookies Cup	KTM	**13'30.370**	124.5	8 laps
		95	**Collin VEIJER**	NED	Red Bull MotoGP Rookies Cup	KTM	**10'57.143**	131.6	9 laps
		80	**David ALONSO**	COL	Red Bull MotoGP Rookies Cup	KTM	**8'38.441**	111.2	11 laps
		37	**Pedro ACOSTA**	SPA	Red Bull MotoGP Rookies Cup	KTM	**5'25.260**	132.9	12 laps
		64	**David MUÑOZ**	SPA	Red Bull MotoGP Rookies Cup	KTM	**3'41.013**	130.4	13 laps

The results are provisional until the end of the limit for protest and appeals.

Time limit for protest expires 30' after publication of the results - ..... Time: .....

DORNA DATA PROCESSING ,TIMING SERVICE DORNA DATA PROCESSING TIMING SERVICE DORNA DATA PROCESSING TIMING SERVICE DORNA DATA PROCESSING TIMING SERVICE DORNA DATA PROCESSING TIMING SERVICE DORNA DATA PROCESSING TIMING SERVICE DORNA DATA PROCESSING TIMING SERVICE DORNA DATA PROCCEESSS

Cheste, Saturday, November 07, 2020

Circuit Ricardo Tormo

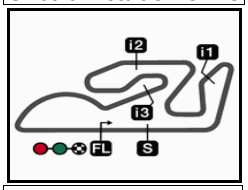

4005 m.

Results and timing service provided by TISSOT

RookiesCup

GRAN PREMIO DE EUROPA

Race Nr. 1

Classification after 15 laps = 60.075 km

Pos	Rider	Nation	Team	Motorcycle	Total Time	Km/h	Gap

Race condition: Dry
Air: 19°
Humidity: 67%
Ground: 18°

Pole Position:		**Pedro ACOSTA**	**1'44.068**	138.5 Km/h
Fastest Lap:	Lap 13	**Alex ESCRIG**	**1'44.723**	137.6 Km/h
Best Race Lap:	2007	**Johann ZARCO**	**1'43.341**	139.5 Km/h
All Time Lap Record:	2007	**Johann ZARCO**	**1'43.341**	139.5 Km/h

16:50'54		**SIGHTING LAP START**
16:53'01		**WARM UP LAP START**
16:55'48		**RACE START**
16:56'09	Bartholomé PERRIN	starting from pit lane
16:57'07	-	**No jump start**
17:01'14	David MUÑOZ	crashed out - Medical Centre
17:02'45	Pedro ACOSTA	crashed out - Rider OK
17:02'45	David ALONSO	crashed out - Rider OK
17:02'45	Daniel HOLGADO	crashed out - Rider OK
17:04'30	Daniel HOLGADO	re-joined race
17:04'30	David ALONSO	re-joined race
17:04'30	Pedro ACOSTA	re-joined race
17:04'30	David ALONSO	entered pits and retired
17:05'20	Pedro ACOSTA	retired
17:06'45	**Marcos URIARTE**	**track limits warning**
17:07'50	Collin VEIJER	crashed out - Rider OK
17:08'49	Ivan ORTOLÁ	crashed out - Rider OK
17:09'22	Bartholomé PERRIN	entered pits and retired
17:11'43	**Mario AJI**	**track limits warning**
17:12'18	Scott OGDEN	crashed out - Rider OK
17:13'00	Scott OGDEN	re-joined race
17:13'20	**Izan GUEVARA**	**long lap penalty due to exceeding track limit**
17:13'51	**Phillip TONN**	**long lap penalty due to exceeding track limit**
17:14'17	**Tatchakorn BUASRI**	**long lap penalty due to exceeding track limit**
17:14'29	Scott OGDEN	entered pits and retired
17:14'31	Phillip TONN	crashed out - Rider OK
17:14'51	**Mario AJI**	**long lap penalty due to exceeding track limit**
17:14'57	Marcos URIARTE	retired
17:16'32	**Luca LUNETTA**	**long lap penalty due to exceeding track limit**
17:17'58	Phillip TONN	retired
17:19'15	**David SALVADOR**	**track limits warning**

The results are provisional until the end of the limit for protest and appeals.

Time limit for protest expires 30' after publication of the results - ..... Time: .....

DORNA DATA PROCESSING TIMING SERVICE DORNA DATA PROCESSING TIMING SERVICE DORNA DATA PROCESSING TIMING SERVICE DORNA DATA PROCESSING TIMING SERVICE DORNA DATA PROCESSING TIMING SERVICE DORNA DATA PROCESSING TIMING SERVICE DORNA DATA PROCESSING TIMING SERVICE DORNA DATA PROCCEESSS

Cheste, Saturday, November 07, 2020

Circuit Ricardo Tormo

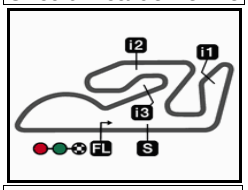

4005 m.

Results and timing service provided by TISSOT

RookiesCup

GRAN PREMIO DE EUROPA

Race Nr. 1

Top Speed & Average

	Rider	Nation	Motorcycle	Top 5 speeds					Average	Top
7	**Daniel MUÑOZ**	**SPA**	KTM	219.6	218.9	218.9	218.2	217.5	218.4	**219.6**
11	**Alex ESCRIG**	**SPA**	KTM	219.6	215.5	214.8	214.2	213.5	214.6	**219.6**
28	**Matteo BERTELLE**	**ITA**	KTM	219.6	219.6	218.2	216.9	216.9	218.0	**219.6**
33	**Izan GUEVARA**	**SPA**	KTM	219.6	218.2	218.2	216.9	216.9	218.0	**219.6**
5	**Tatchakorn BUASRI**	**THA**	KTM	218.9	218.9	216.9	216.9	216.9	217.7	**218.9**
37	**Pedro ACOSTA**	**SPA**	KTM	218.9	214.8	209.6	157.7		200.3	**218.9**
55	**Noah DETTWILER**	**SWI**	KTM	218.9	218.2	218.2	218.2	218.2	218.3	**218.9**
80	**David ALONSO**	**COL**	KTM	218.9	214.2	212.8	171.4		204.3	**218.9**
84	**Zonta VAN DEN GOORBERGH**	**NED**	KTM	218.9	218.2	216.9	215.5	215.5	217.0	**218.9**
19	**Scott OGDEN**	**GBR**	KTM	218.2	215.5	214.8	214.2	213.5	215.2	**218.2**
64	**David MUÑOZ**	**SPA**	KTM	218.2	213.5	162.5			198.1	**218.2**
29	**Billy VAN EERDE**	**AUS**	KTM	217.5	217.5	214.8	214.8	214.8	215.9	**217.5**
23	**Alex MILLAN**	**SPA**	KTM	216.9	216.2	216.2	216.2	215.5	216.0	**216.9**
24	**Ivan ORTOLÁ**	**SPA**	KTM	216.9	214.8	213.5	212.2	211.5	213.8	**216.9**
89	**Marcos URIARTE**	**SPA**	KTM	216.9	214.8	213.5	213.5	213.5	214.4	**216.9**
58	**Luca LUNETTA**	**ITA**	KTM	216.2	216.2	216.2	216.2	215.5	216.1	**216.2**
95	**Collin VEIJER**	**NED**	KTM	215.5	215.5	214.2	212.8	212.2	214.0	**215.5**
96	**Daniel HOLGADO**	**SPA**	KTM	215.5	215.5	212.8	210.2	209.6	211.6	**215.5**
6	**Phillip TONN**	**GER**	KTM	214.2	213.5	210.2	210.2	209.6	211.5	**214.2**
34	**Mario AJI**	**INA**	KTM	214.2	212.2	212.2	211.5	210.2	212.1	**214.2**
38	**David SALVADOR**	**SPA**	KTM	214.2	210.2	208.9	208.3	208.3	209.2	**214.2**
88	**Artem MARAEV**	**RUS**	KTM	210.2	209.6	209.6	208.9	208.9	209.4	**210.2**
39	**Bartholomé PERRIN**	**FRA**	KTM	205.2	204.6	203.4	202.8	202.8	203.8	**205.2**

DORNA DATA PROCESSING ,TIMING SERVICE DORNA DATA PROCESSING TIMING SERVICE DORNA DATA PROCESSING TIMING SERVICE DORNA DATA PROCESSING TIMING SERVICE DORNA DATA PROCESSING TIMING SERVICE DORNA DATA PROCESSING TIMING SERVICE DORNA DATA PROCESSING TIMING SERVICE DORNA DATA PROCCEESSS

Cheste, Saturday, November 07, 2020

Circuit Ricardo Tormo

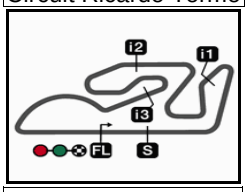

4005 m.

Results and timing service provided by TISSOT

RookiesCup

GRAN PREMIO DE EUROPA

Race Nr. 1

Fastest Laps Sequence

Lap	Race Time	Rider	Nation	Motorcycle	Time	Km/h	Riders's Lap
2	**3'39.414**	96 **Daniel HOLGADO**	SPA	KTM	**1'45.893**	136.1	2
2	**3'39.447**	37 **Pedro ACOSTA**	SPA	KTM	**1'45.870**	136.1	2
2	**3'40.289**	80 **David ALONSO**	COL	KTM	**1'45.532**	136.6	2
3	**5'25.075**	38 **David SALVADOR**	SPA	KTM	**1'45.497**	136.6	3
4	**7'10.327**	38 **David SALVADOR**	SPA	KTM	**1'45.252**	136.9	4
4	**7'12.898**	34 **Mario AJI**	INA	KTM	**1'45.161**	137.1	4
13	**23'19.365**	11 **Alex ESCRIG**	SPA	KTM	**1'44.723**	137.6	13

DORNA DATA PROCESSING TIMING SERVICE DORNA DATA PROCESSING TIMING SERVICE DORNA DATA PROCESSING TIMING SERVICE DORNA DATA PROCESSING TIMING SERVICE DORNA DATA PROCESSING TIMING SERVICE DORNA DATA PROCESSING TIMING SERVICE DORNA DATA PROCESSING TIMING SERVICE DORNA DATA PROCESSING TIMING SERVICE DORNA DATA PROCCEESSS

Cheste, Saturday, November 07, 2020

Circuit Ricardo Tormo

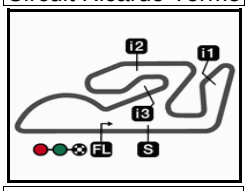

4005 m.

Results and timing service provided by TISSOT

RookiesCup

GRAN PREMIO DE EUROPA

Race Nr. 1

Chronological Analysis of Performances

** Lap / Sector time cancelled*
P Crossing the finish line in pit lane
T1 Time from finish line to 1st intermediate
T2 Time from 1st intermed. to 2nd intermed.
T3 Time from 2nd intermed. to 3rd intermed.
T4 Time from 3rd intermediate to finish line

1st 38 David SALVADOR — Red Bull MotoGP Roo SPA

Lap	Lap Time		T1	T2	T3	T4	Speed
1	1'53.354		31.870	27.877	24.147	29.460	160.2
2	**1'46.224**		25.568	27.431	24.067	29.158	207.1
3	**1'45.497**		25.090	27.296	23.868	29.243	214.2
4	**1'45.252**		25.012	27.278	23.744	29.218	210.2
5	**1'45.189**		24.752	27.415	23.984	29.038	207.7
6	1'45.330	*	25.08	27.287*	23.830	29.133	207.7
7	1'44.918	*	24.67	27.257*	23.782	29.205	207.7
8	**1'45.448**		24.888	27.158	23.919	29.483	208.3
9	**1'45.392**		24.948	27.338	23.847	29.259	208.9
10	**1'45.164**		24.841	27.256	23.817	29.250	208.3
11	**1'45.186**		25.168	27.222	23.691	29.105	208.3
12	**1'45.236**		24.860	27.339	23.817	29.220	208.3
13	1'45.330	*	24.974	27.333*	23.821	29.202	208.3
14	1'45.723	*	25.030	27.396*	23.859	29.438	208.3
15	**1'45.765**		24.968	27.356	23.943	29.498	207.7

2nd 34 Mario AJI — Red Bull MotoGP Roo INA

Lap	Lap Time		T1	T2	T3	T4	Speed
1	1'54.544		32.446	27.949	24.853	29.296	159.1
2	**1'46.350**		25.596	27.640	24.100	29.014	208.9
3	**1'46.843**		25.534	27.669	24.368	29.272	210.2
4	**1'45.161**		24.925	27.419	23.787	29.030	212.2
5	**1'45.832**		24.844	27.497	24.252	29.239	212.2
6	1'45.845	*	24.997	27.546	24.015	29.287*	211.5
7	1'45.962	*	25.11	27.171*	23.834	29.843	207.1
8	1'45.656	*	25.103	27.329	23.865	29.359*	208.3
9	**1'45.986**		24.987	27.440	24.161	29.398	207.7
10	1'45.564	*	25.18	27.105	23.857	29.419*	208.3
11	**1'46.014**		25.241	27.366	23.937	29.470	214.2
12	1'45.861	*	25.10	27.655	23.814	29.285	207.7
13	**1'46.223**		25.262	27.641	23.827	29.493	207.7
14	**1'49.988**		25.364	27.718	27.225	29.681	207.1
15	**1'48.680**		25.600	28.072	24.723	30.285	206.4

3rd 29 Billy VAN EERDE — Red Bull MotoGP Roo AUS

Lap	Lap Time		T1	T2	T3	T4	Speed
1	1'57.438		33.520	28.348	25.525	30.045	168.5
2	**1'49.046**		26.451	27.721	25.284	29.590	210.9
3	1'47.377	*	25.72	27.745*	24.542	29.364	214.8
4	**1'47.466**		25.492	27.852	24.534	29.588	214.8
5	1'48.814	*	26.12	28.491*	24.809	29.392	209.6
6	**1'47.169**		25.604	27.827	24.655	29.083	217.5
7	**1'46.307**		25.209	27.596	24.323	29.179	217.5
8	**1'46.120**		25.328	27.395	24.263	29.134	211.5
9	**1'45.707**		24.903	27.537	24.176	29.091	214.8
10	1'45.843	*	24.89	27.594*	24.131	29.228	213.5
11	1'45.999	*	25.28	27.606*	24.109	28.996	211.5
12	**1'45.522**		25.017	27.540	23.967	28.998	210.9
13	**1'45.495**		24.992	27.511	23.962	29.030	210.2
14	**1'45.401**		24.864	27.437	24.034	29.066	209.6
15	**1'45.102**		24.825	27.283	23.962	29.032	209.6

4th 84 Zonta VAN DEN GO — Red Bull MotoGP Roo NED

Lap	Lap Time		T1	T2	T3	T4	Speed
1	1'58.085		33.646	28.731	25.760	29.948	174.9
2	**1'48.873**		26.284	27.840	25.209	29.540	216.9
3	**1'47.605**		25.880	27.590	24.851	29.284	215.5
4	**1'47.230**		25.568	27.583	24.722	29.357	218.2
5	**1'48.019**		25.748	27.996	24.728	29.547	218.9
6	**1'47.099**		25.585	27.637	24.275	29.602	215.5
7	**1'46.251**		24.938	27.662	24.169	29.482	208.9
8	**1'46.261**		25.094	27.672	24.094	29.401	208.9
9	**1'45.938**		24.929	27.654	24.036	29.319	209.6
10	**1'45.999**		25.107	27.564	24.181	29.147	208.3
11	1'46.617	*	25.488	27.529	24.339	29.261*	211.5
12	**1'45.675**		25.261	27.368	23.896	29.150	208.9
13	**1'45.206**		24.728	27.610	23.856	29.012	210.9
14	**1'45.135**		24.599	27.538	23.855	29.143	212.8
15	**1'44.891**		24.753	27.294	23.877	28.967	210.9

5th 11 Alex ESCRIG — Red Bull MotoGP Roo SPA

Lap	Lap Time		T1	T2	T3	T4	Speed
1	1'58.283		33.774	28.907	25.679	29.923	165.6
2	1'50.099	*	27.10	27.883*	25.223	29.885	214.8
3	**1'48.633**		26.329	27.842	24.860	29.602	213.5
4	**1'47.998**		26.141	27.634	24.726	29.497	213.5
5	**1'47.301**		25.762	27.430	24.683	29.426	211.5
6	**1'47.032**		25.838	27.510	24.527	29.157	212.8
7	**1'46.370**		25.367	27.262	24.462	29.279	213.5
8	**1'46.377**		25.184	27.578	24.282	29.333	212.8
9	**1'45.908**		25.327	27.449	24.204	28.928	213.5
10	**1'45.703**		25.214	27.406	24.154	28.929	212.2
11	**1'45.363**		25.108	27.352	24.136	28.767	212.2
12	**1'45.575**		25.095	27.412	24.268	28.800	215.5
13	**1'44.723**		25.026	27.191	23.885	28.621	219.6
14	**1'44.802**		24.882	27.170	23.837	28.913	214.2
15	**1'45.454**		25.014	27.197	24.340	28.903	213.5

Fastest Lap:	Alex ESCRIG	Red Bull MotoGP Roo SPA	**1'44.723**	25.026	27.191	23.885	28.621

DORNA DATA PROCESSING ,TIMING SERVICE DORNA DATA PROCESSING TIMING SERVICE DORNA DATA PROCESSING TIMING SERVICE DORNA DATA PROCESSING TIMING SERVICE DORNA DATA PROCESSING TIMING SERVICE DORNA DATA PROCESSING TIMING SERVICE DORNA DATA PROCESSING TIMING SERVICE DORNA DATA PROCCEESSS

Cheste, Saturday, November 07, 2020

Race Nr. 1

RookiesCup

6th 28 Matteo BERTELLE — Red Bull MotoGP Roo ITA

Lap	Lap Time		T1	T2	T3	T4	Speed
1	1'58.055		33.926	28.737	25.570	29.822	171.0
2	**1'48.805**		26.097	28.020	25.015	29.673	216.9
3	**1'47.551**		25.591	27.922	24.802	29.236	215.5
4	**1'47.611**		25.473	27.654	25.019	29.465	219.6
5	**1'47.686**		25.731	27.978	24.676	29.301	216.9
6	**1'47.355**		25.593	27.666	24.570	29.526	209.6
7	1'46.672	*	25.11*	28.259	24.096	29.203	211.5
8	**1'46.169**		25.232	27.506	24.307	29.124	212.2
9	1'45.757	*	24.97*	27.458	24.150	29.179	216.9
10	1'46.066	*	25.28*	27.459	24.394	28.932	218.2
11	**1'46.259**		25.278	27.769	24.155	29.057	219.6
12	**1'45.975**		25.529	27.454	23.912	29.080	208.3
13	1'44.961	*	24.94*	27.238	23.906	28.868	208.9
14	**1'45.045**		24.841	27.345	23.953	28.906	213.5
15	**1'45.758**		25.011	27.531	23.983	29.233	210.2

7th 7 Daniel MUÑOZ — Red Bull MotoGP Roo SPA

Lap	Lap Time		T1	T2	T3	T4	Speed
1	1'57.420		33.175	28.356	25.653	30.236	166.0
2	**1'48.873**		26.059	28.032	25.126	29.656	209.6
3	**1'47.854**		25.787	28.025	24.597	29.445	216.2
4	**1'47.557**		25.553	27.631	24.656	29.717	218.9
5	**1'48.597**		26.158	28.119	24.914	29.406	216.9
6	**1'47.484**		25.543	27.931	24.692	29.318	216.9
7	**1'46.526**		25.465	27.465	24.360	29.236	217.5
8	**1'46.116**		25.362	27.281	24.405	29.068	217.5
9	**1'45.671**		25.230	27.272	24.170	28.999	218.2
10	1'46.427	*	25.235	27.395	24.293	29.504*	218.9
11	**1'45.790**		25.260	27.416	24.256	28.858	216.2
12	**1'45.717**		25.355	27.437	24.070	28.855	219.6
13	**1'46.997**		26.067	27.391	24.239	29.300	215.5
14	**1'45.002**		25.219	27.234	23.820	28.729	215.5
15	**1'44.827**		24.991	27.105	23.953	28.778	216.2

8th 55 Noah DETTWILER — Red Bull MotoGP Roo SWI

Lap	Lap Time		T1	T2	T3	T4	Speed
1	1'58.786		34.266	29.028	25.595	29.897	166.4
2	**1'48.749**		26.382	27.999	24.995	29.373	214.8
3	**1'47.338**		25.656	27.744	24.764	29.174	218.2
4	**1'47.468**		25.573	27.870	24.737	29.288	214.2
5	**1'48.203**		25.850	28.021	24.884	29.448	216.2
6	1'47.320	*	25.65*	27.782	24.656	29.231	216.2
7	1'46.044	*	25.289	27.457*	24.220	29.078	218.9
8	1'46.043	*	25.28*	27.455	24.294	29.009	218.2
9	**1'45.898**		25.194	27.481	24.209	29.014	215.5
10	**1'46.039**		25.333	27.360	24.387	28.959	218.2
11	**1'46.141**		25.329	27.641	24.230	28.941	218.2
12	1'46.221	*	25.39*	27.866	24.087	28.873	211.5
13	**1'45.415**		25.185	27.639	23.831	28.760	218.2
14	**1'45.413**		25.254	27.379	23.864	28.916	215.5
15	**1'45.920**		25.241	27.572	24.058	29.049	212.2

9th 23 Alex MILLAN — Red Bull MotoGP Roo SPA

Lap	Lap Time		T1	T2	T3	T4	Speed
1	1'58.758		34.140	28.854	25.739	30.025	170.6
2	**1'48.704**		26.179	27.910	25.078	29.537	212.8
3	**1'47.720**		25.559	27.735	24.979	29.447	216.9
4	1'46.955	*	25.118	27.825*	24.534	29.478	214.8
5	**1'48.389**		25.914	28.033	24.752	29.690	216.2
6	**1'47.542**		25.560	27.972	24.761	29.249	213.5
7	**1'46.427**		25.353	27.528	24.339	29.207	214.2
8	1'46.131	*	25.30*	27.543	24.193	29.094	216.2
9	**1'45.679**		25.007	27.626	24.054	28.992	215.5
10	**1'46.399**		25.265	27.395	24.249	29.490	215.5
11	**1'45.895**		25.231	27.517	24.159	28.988	214.2
12	**1'45.925**		25.221	27.569	24.215	28.920	215.5
13	**1'45.744**		25.282	27.457	24.070	28.935	216.2
14	**1'45.358**		24.899	27.461	24.025	28.973	210.9
15	**1'45.607**		24.977	27.738	24.073	28.819	210.9

10th 33 Izan GUEVARA — Red Bull MotoGP Roo SPA

Lap	Lap Time		T1	T2	T3	T4	Speed
1	1'57.797		33.742	28.567	25.602	29.886	161.7
2	1'48.807	*	26.426	27.819	24.918	29.644*	216.9
3	**1'47.671**		25.913	27.736	24.777	29.245	215.5
4	1'47.390	*	25.68*	27.620	24.598	29.484	218.2
5	1'47.881	*	25.95*	27.775	24.571	29.578	216.2
6	1'47.859	*	26.11*	27.730	24.598	29.421	209.6
7	**1'46.365**		25.302	27.778	24.224	29.061	216.2
8	**1'45.913**		25.063	27.292	24.278	29.280	214.2
9	1'46.032	*	25.28*	27.444	24.295	29.005	218.2
10	1'45.940	*	25.35*	27.392	24.231	28.967	219.6
11	1'48.451	*	25.42*	27.451	26.797	28.778	216.9
12	**1'45.805**		25.332	27.382	24.088	29.003	214.2
13	**1'45.719**		25.228	27.338	24.164	28.989	213.5
14	**1'45.616**		25.402	27.340	23.987	28.887	213.5
15	**1'45.924**		25.273	27.418	24.219	29.014	210.9

11th 5 Tatchakorn BUASRI — Red Bull MotoGP Roo THA

Lap	Lap Time		T1	T2	T3	T4	Speed
1	1'57.687		33.430	28.641	25.723	29.893	174.5
2	**1'49.482**		26.247	28.027	25.604	29.604	216.9
3	1'47.566	*	25.77*	27.656	24.858	29.278	216.2
4	1'47.668	*	25.47*	28.079*	24.674	29.437	218.9
5	**1'47.620**		25.586	27.856	24.695	29.483	215.5
6	1'47.200	*	25.61*	27.670	24.496	29.423	216.9
7	**1'46.356**		24.830	27.590	24.459	29.477	218.9
8	**1'46.006**		25.013	27.440	24.179	29.374	211.5
9	**1'45.979**		24.895	27.608	24.080	29.396	215.5
10	1'45.953	*	25.24*	27.433	24.196	29.084	214.8
11	**1'46.031**		25.209	27.542	24.239	29.041	216.9
12	**1'46.406**		25.210	27.436	24.383	29.377	212.8
13	**1'48.723**		25.903	27.509	26.418	28.893	210.2
14	**1'45.390**		25.235	27.453	23.985	28.717	214.8
15	**1'45.570**		25.072	27.612	23.926	28.960	213.5

12th 58 Luca LUNETTA — Red Bull MotoGP Roo ITA

Lap	Lap Time		T1	T2	T3	T4	Speed
1	1'58.462		34.119	28.766	25.823	29.754	169.7
2	**1'48.864**		26.384	27.825	25.194	29.461	216.2

Fastest Lap: Alex ESCRIG — Red Bull MotoGP Roo SPA **1'44.723** 25.026 27.191 23.885 28.621

DORNA DATA PROCESSING ,TIMING SERVICE DORNA DATA PROCESSING TIMING SERVICE DORNA DATA PROCESSING TIMING SERVICE DORNA DATA PROCESSING TIMING SERVICE DORNA DATA PROCESSING TIMING SERVICE DORNA DATA PROCESSING TIMING SERVICE DORNA DATA PROCESSING TIMING SERVICE DORNA DATA PROCCEESSS

Cheste, Saturday, November 07, 2020

Lap	Lap Time		T1	T2	T3	T4	Speed
3	1'48.216	*	26.04*	27.755	24.932	29.487	216.2
4	**1'47.133**		25.425	27.683	24.795	29.230	214.8
5	**1'49.030**		25.726	27.935	25.184	30.185	216.2
6	1'47.396	*	25.535	27.696	24.670	29.495*	212.2
7	1'46.581	*	25.317	27.481*	24.367	29.416	211.5
8	**1'46.375**		25.160	27.517	24.179	29.519	212.2
9	**1'46.676**		25.283	27.752	24.348	29.293	211.5
10	1'45.886	*	25.18*	27.361	24.179	29.162	212.2
11	1'45.578	*	24.98*	27.345	24.180	29.073	212.8
12	**1'45.986**		25.387	27.420	24.089	29.090	216.2
13	1'46.172	*	25.38*	27.460	24.111	29.221	215.5
14	**1'45.643**		25.176	27.307	24.112	29.048	212.8
15	**1'48.587**		25.285	27.582	26.313	29.407	211.5

13th 96 Daniel HOLGADO — Red Bull MotoGP Roo SPA

1	1'53.521		32.046	27.816	24.442	29.217	160.2
2	**1'45.893**		25.164	27.412	24.093	29.224	215.5
3	**1'45.789**		25.591	27.251	23.941	29.006	208.3
4	2'08.811	*	25.25*	27.174	23.869	52.517	215.5
5	1'47.525	*	25.56*	28.112	24.436	29.416	207.1
6	**1'46.374**		25.194	27.707	24.149	29.324	208.3
7	**1'46.289**		25.151	27.587	24.320	29.231	208.9
8	**1'46.251**		25.132	27.648	24.158	29.313	212.8
9	**1'45.857**		24.926	27.545	24.043	29.343	208.9
10	**1'45.963**		25.251	27.528	24.113	29.071	209.6
11	1'45.551	*	24.951	27.566*	24.034	29.000	209.6
12	**1'45.763**		24.977	27.492	24.111	29.183	209.6
13	**1'45.417**		24.993	27.410	24.042	28.972	210.2
14	**1'45.330**		24.959	27.383	23.918	29.070	209.6
15	**1'45.880**		25.246	27.580	24.055	28.999	207.1

14th 88 Artem MARAEV — Red Bull MotoGP Roo RUS

1	1'59.746		34.539	29.302	25.798	30.107	172.7
2	**1'51.131**		26.916	28.677	25.331	30.207	210.2
3	**1'49.239**		26.150	28.168	24.814	30.107	209.6
4	**1'48.709**		25.637	28.273	24.915	29.884	209.6
5	**1'48.948**		25.699	28.066	25.105	30.078	208.3
6	**1'48.343**		25.683	28.075	24.689	29.896	208.3
7	**1'47.763**		25.563	28.015	24.536	29.649	207.1
8	**1'47.763**		25.621	27.890	24.581	29.671	208.9
9	**1'47.560**		25.476	28.122	24.437	29.525	208.9
10	**1'48.105**		25.564	28.070	24.619	29.852	208.3
11	**1'49.315**		25.963	28.299	25.144	29.909	208.3
12	**1'48.298**		25.835	28.057	24.702	29.704	207.1
13	**1'48.245**		25.628	28.077	24.735	29.805	207.7
14	**1'48.068**		25.602	28.091	24.758	29.617	206.4
15	**1'47.288**		25.491	27.926	24.392	29.479	205.2

15th 89 Marcos URIARTE — Red Bull MotoGP Roo SPA

1	1'55.075		32.626	28.089	24.968	29.392	167.7
2	1'46.656	*	25.337	27.677	24.614	29.028*	216.9
3	**1'46.380**		24.940	27.468	24.463	29.509	214.8
4	1'45.177	*	25.083	27.312	23.941	28.841*	212.8
5	**1'45.489**		24.710	27.285	24.396	29.098	213.5
6	**1'45.790**		25.153	27.546	23.958	29.133	212.2
7	**1'46.121**		24.719	27.248	24.054	30.100	208.9
8	**1'45.712**		25.091	27.248	24.135	29.238	212.8
9	**1'45.891**		24.851	27.406	24.244	29.390	213.5
10	**1'45.331**		24.667	27.252	24.004	29.408	213.5

16th 6 Phillip TONN — Red Bull MotoGP Roo GER

1	1'55.428		32.794	28.077	24.962	29.595	164.8
2	1'46.536	*	25.313	27.710	24.457	29.056*	214.2
3	**1'46.160**		25.008	27.485	24.317	29.350	213.5
4	1'46.140	*	25.42*	27.606	24.043	29.062	208.9
5	**1'45.761**		25.048	27.505	24.074	29.134	210.2
6	1'46.467	*	25.22*	27.483	24.172	29.584	209.6
7	**1'45.861**		25.038	27.613	24.045	29.165	208.3
8	1'46.078	*	25.413	27.494	23.993	29.178*	208.3
9	**1'45.936**		25.201	27.533	23.989	29.213	210.2
10	1'46.557	*	25.75*	27.711	24.030	29.066	208.9
	unfinished		25.237				208.3

17th 19 Scott OGDEN — Red Bull MotoGP Roo GBR

1	1'55.599		32.956	28.017	25.084	29.542	166.4
2	**1'46.632**		25.272	27.865	24.460	29.035	215.5
3	**1'46.001**		25.122	27.613	24.196	29.070	214.2
4	**1'46.166**		25.073	27.339	24.199	29.555	218.2
5	**1'46.058**		25.127	27.395	24.245	29.291	214.8
6	**1'46.212**		25.236	27.429	24.095	29.452	212.8
7	**1'45.719**		25.133	27.381	24.111	29.094	213.5
8	1'45.780	*	25.202	27.275	24.026	29.277*	210.2
9	**1'45.500**		24.910	27.357	24.059	29.174	208.9
10	2'31.987	P	58.254	30.117	25.259	38.357	210.2

18th 24 Ivan ORTOLÁ — Red Bull MotoGP Roo SPA

1	1'54.748		32.371	28.042	25.008	29.327	163.3
2	1'46.420	*	25.54*	27.707	24.381	28.784	212.2
3	**1'46.025**		25.018	27.586	24.401	29.020	216.9
4	**1'45.516**		24.761	27.498	24.281	28.976	213.5
5	**1'45.933**		24.834	27.549	24.247	29.303	210.2
6	**1'46.098**		25.200	27.579	24.252	29.067	211.5
7	1'45.776	*	25.04*	27.315	23.882	29.537	214.8

19th 39 Bartholomé PERRI — Red Bull MotoGP Roo FRA

1	2'14.411		31.327	29.483	26.116	31.017	
2	**1'52.384**		27.489	28.960	25.601	30.334	202.8
3	**1'50.983**		26.701	28.680	25.290	30.312	205.2
4	**1'50.479**		26.296	28.714	25.172	30.297	204.6
5	1'50.917	*	26.37*	28.867	25.337	30.339	202.8
6	**1'51.228**		26.440	28.700	25.217	30.871	203.4
7	1'59.968	P	27.24*	29.367	25.837	37.521	202.2

20th 95 Collin VEIJER — Red Bull MotoGP Roo NED

1	1'57.505		33.316	28.285	25.711	30.193	170.1

Fastest Lap:	Alex ESCRIG	Red Bull MotoGP Roo	SPA	**1'44.723**	25.026	27.191	23.885	28.621

DORNA DATA PROCESSING TIMING SERVICE DORNA DATA PROCESSING TIMING SERVICE DORNA DATA PROCESSING TIMING SERVICE DORNA DATA PROCESSING TIMING SERVICE DORNA DATA PROCESSING TIMING SERVICE DORNA DATA PROCESSING TIMING SERVICE DORNA DATA PROCESSING TIMING SERVICE DORNA DATA PROCCEESSS

Lap	Lap Time	T1	T2	T3	T4	Speed	Lap	Lap Time	T1	T2	T3	T4	Speed
2	**1'48.602**	25.628	28.231	24.982	29.761	215.5							
3	**1'47.689**	25.621	27.921	24.542	29.605	211.5							
4	**1'47.658**	25.381	28.103	24.602	29.572	214.2							
5	**1'48.290**	25.803	28.040	24.860	29.587	215.5							
6	**1'47.399**	25.736	27.685	24.503	29.475	212.8							
	unfinished	25.207				212.2							

21st 80 David ALONSO — Red Bull MotoGP Roo COL

1	1'54.757		32.535	28.027	25.014	29.181	171.4
2	**1'45.532**		25.250	27.551	24.195	28.536	212.8
3	1'45.009	*	24.933	27.174	23.966	28.936*	214.2
4	3'13.143	P	24.999	27.246	23.817	1'57.081	218.9

22nd 37 Pedro ACOSTA — Red Bull MotoGP Roo SPA

1	1'53.577		32.109	27.803	24.550	29.115	157.7
2	**1'45.870**		25.231	27.356	24.133	29.150	214.8
3	**1'45.813**		25.327	27.231	24.023	29.232	209.6
	unfinished		25.348	27.138	23.853		218.9

23rd 64 David MUÑOZ — Red Bull MotoGP Roo SPA

1	1'54.577		32.247	27.987	24.947	29.396	162.5
2	1'46.436	*	25.32!*	27.943	24.370	28.798	213.5
	unfinished		25.251	27.693	24.365		218.2

Fastest Lap:	Alex ESCRIG	Red Bull MotoGP Roo	SPA	**1'44.723**	25.026	27.191	23.885	28.621

DORNA DATA PROCESSING ,TIMING SERVICE DORNA DATA PROCESSING TIMING SERVICE DORNA DATA PROCESSING TIMING SERVICE DORNA DATA PROCESSING TIMING SERVICE DORNA DATA PROCESSING TIMING SERVICE DORNA DATA PROCESSING TIMING SERVICE DORNA DATA PROCESSING TIMING SERVICE DORNA DATA PROCCEESSS

Circuit Ricardo Tormo

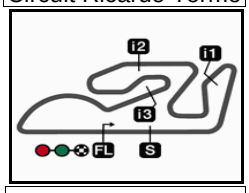

4005 m.

Results and timing service provided by TISSOT

RookiesCup

GRAN PREMIO DE EUROPA
Official Starting Grid

Race : 15 laps = 60.075 km

1	**3** 1'44.222 **38 David SALVADOR** KTM	**2** 1'44.135 **96 Daniel HOLGADO** KTM	**1** 1'44.068 **37 Pedro ACOSTA** KTM
2	**6** 1'44.741 **33 Izan GUEVARA** KTM	**5** 1'44.512 **64 David MUÑOZ** KTM	**4** 1'44.413 **34 Mario AJI** KTM
3	**9** 1'44.922 **19 Scott OGDEN** KTM	**8** 1'44.908 **24 Ivan ORTOLÁ** KTM	**7** 1'44.772 **7 Daniel MUÑOZ** KTM
4	**12** 1'44.984 **11 Alex ESCRIG** KTM	**11** 1'44.938 **89 Marcos URIARTE** KTM	**10** 1'44.935 **6 Phillip TONN** KTM
5	**15** 1'45.313 **55 Noah DETTWILER** KTM	**14** 1'45.242 **29 Billy VAN EERDE** KTM	**13** 1'45.131 **80 David ALONSO** KTM
6	**18** 1'45.489 **28 Matteo BERTELLE** KTM	**17** 1'45.486 **95 Collin VEIJER** KTM	**16** 1'45.432 **58 Luca LUNETTA** KTM
7	**21** 1'46.364 **5 Tatchakorn BUASRI** KTM	**20** 1'45.528 **23 Alex MILLAN** KTM	**19** 1'45.496 **84 Zonta VAN DEN GOORBERGH** KTM
8		**23** 1'49.261 **39 Bartholomé PERRIN** KTM	**22** 1'47.023 **88 Artem MARAEV** KTM

The results are provisional until the end of the limit for protest and appeals and until the ratification of the Event Management Committee.

Time limit for protest expires 60' at the latest after publication of the results - . ..... Time: .....

DORNA DATA PROCESSING TIMING SERVICE DORNA DATA PROCESSING TIMING SERVICE DORNA DATA PROCESSING TIMING SERVICE DORNA DATA PROCESSING TIMING SERVICE DORNA DATA PROCESSING TIMING SERVICE DORNA DATA PROCESSING TIMING SERVICE DORNA DATA PROCESSING TIMING SERVICE DORNA DATA PROCCEESSS

Cheste, Saturday, November 07, 2020

Circuit Ricardo Tormo

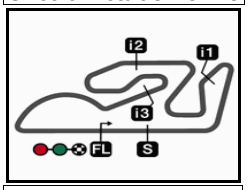

4005 m.

Results and timing service provided by TISSOT

RookiesCup

GRAN PREMIO DE EUROPA

Race Nr. 1

Lap Chart

Pos	1	2	3	4	5	6	7	8	9	10	11	12	13	14	15	16	17	18	19	20	21	22	23
Grid	37	96	38	34	64	33	7	24	19	6	89	11	80	29	55	58	95	28	84	23	5	88	39
1	38	96	37	34	64	24	80	89	6	19	7	29	95	5	33	28	84	11	58	23	55	88	39
2	96	37	38	80	34	64	24	89	6	19	95	7	29	33	28	84	5	58	23	55	11	88	39
3	38	96	37	80	24	34	89	6	19	95	29	7	33	28	84	5	55	23	58	11	88	39	
4	38	24	34	89	6	19	29	95	33	7	84	28	23	55	5	58	11	88	96	39	80		
5	38	24	34	89	6	19	33	28	95	84	5	29	7	23	55	58	11	88	96	39			
6	38	89	34	24	6	19	84	28	95	5	29	33	7	55	23	58	11	88	96	39			
7	38	24	34	89	6	19	84	5	29	28	33	55	7	23	58	11	88	96	39				
8	38	34	89	19	6	84	5	33	29	28	55	7	23	58	11	96	88						
9	38	34	89	19	6	84	29	5	28	33	55	7	23	11	58	96	88						
10	38	89	34	6	29	84	5	33	28	55	7	23	11	58	96	88	19						
11	38	34	29	5	84	28	55	7	23	11	33	58	96	88									
12	38	34	29	84	5	28	7	55	23	11	33	58	96	88									
13	38	34	29	84	28	11	55	23	7	33	58	5	96	88									
14	38	34	29	28	84	11	55	23	7	33	58	5	96	88									
15	38	34	29	84	11	28	7	55	23	33	5	58	96	88									

Laps

Winner Lapped rider

DORNA DATA PROCESSING TIMING SERVICE DORNA DATA PROCESSING TIMING SERVICE DORNA DATA PROCESSING TIMING SERVICE DORNA DATA PROCESSING TIMING SERVICE DORNA DATA PROCESSING TIMING SERVICE DORNA DATA PROCESSING TIMING SERVICE DORNA DATA PROCESSING TIMING SERVICE DORNA DATA PROCCEESSS

Cheste, Saturday, November 07, 2020

Circuit Ricardo Tormo

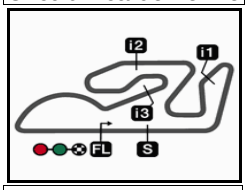

4005 m.

Results and timing service provided by TISSOT

RookiesCup

GRAN PREMIO DE EUROPA
Race Nr. 1
Fastest Lap of Each Rider

		Rider	Nation	Team	Motorcycle	Time	Lap	Total	Gap	
1	11	**Alex ESCRIG**	SPA	Red Bull MotoGP Rookies Cup	KTM	**1'44.723**	13	15		
2	7	**Daniel MUÑOZ**	SPA	Red Bull MotoGP Rookies Cup	KTM	**1'44.827**	15	15	0.104	0.104
3	84	**Zonta VAN DEN GOORBER**	NED	Red Bull MotoGP Rookies Cup	KTM	**1'44.891**	15	15	0.168	0.064
4	28	**Matteo BERTELLE**	ITA	Red Bull MotoGP Rookies Cup	KTM	**1'45.045**	14	15	0.322	0.154
5	29	**Billy VAN EERDE**	AUS	Red Bull MotoGP Rookies Cup	KTM	**1'45.102**	15	15	0.379	0.057
6	34	**Mario AJI**	INA	Red Bull MotoGP Rookies Cup	KTM	**1'45.161**	4	15	0.438	0.059
7	38	**David SALVADOR**	SPA	Red Bull MotoGP Rookies Cup	KTM	**1'45.164**	10	15	0.441	0.003
8	96	**Daniel HOLGADO**	SPA	Red Bull MotoGP Rookies Cup	KTM	**1'45.330**	14	15	0.607	0.166
9	89	**Marcos URIARTE**	SPA	Red Bull MotoGP Rookies Cup	KTM	**1'45.331**	10	10	0.608	0.001
10	23	**Alex MILLAN**	SPA	Red Bull MotoGP Rookies Cup	KTM	**1'45.358**	14	15	0.635	0.027
11	5	**Tatchakorn BUASRI**	THA	Red Bull MotoGP Rookies Cup	KTM	**1'45.390**	14	15	0.667	0.032
12	55	**Noah DETTWILER**	SWI	Red Bull MotoGP Rookies Cup	KTM	**1'45.413**	14	15	0.690	0.023
13	19	**Scott OGDEN**	GBR	Red Bull MotoGP Rookies Cup	KTM	**1'45.500**	9	10	0.777	0.087
14	24	**Ivan ORTOLÁ**	SPA	Red Bull MotoGP Rookies Cup	KTM	**1'45.516**	4	7	0.793	0.016
15	80	**David ALONSO**	COL	Red Bull MotoGP Rookies Cup	KTM	**1'45.532**	2	4	0.809	0.016
16	33	**Izan GUEVARA**	SPA	Red Bull MotoGP Rookies Cup	KTM	**1'45.616**	14	15	0.893	0.084
17	58	**Luca LUNETTA**	ITA	Red Bull MotoGP Rookies Cup	KTM	**1'45.643**	14	15	0.920	0.027
18	6	**Phillip TONN**	GER	Red Bull MotoGP Rookies Cup	KTM	**1'45.761**	5	10	1.038	0.118
19	37	**Pedro ACOSTA**	SPA	Red Bull MotoGP Rookies Cup	KTM	**1'45.813**	3	3	1.090	0.052
20	88	**Artem MARAEV**	RUS	Red Bull MotoGP Rookies Cup	KTM	**1'47.288**	15	15	2.565	1.475
21	95	**Collin VEIJER**	NED	Red Bull MotoGP Rookies Cup	KTM	**1'47.399**	6	6	2.676	0.111
22	39	**Bartholomé PERRIN**	FRA	Red Bull MotoGP Rookies Cup	KTM	**1'50.479**	4	7	5.756	3.080

DORNA DATA PROCESSING ,TIMING SERVICE DORNA DATA PROCESSING TIMING SERVICE DORNA DATA PROCESSING TIMING SERVICE DORNA DATA PROCESSING TIMING SERVICE DORNA DATA PROCESSING TIMING SERVICE DORNA DATA PROCESSING TIMING SERVICE DORNA DATA PROCESSING TIMING SERVICE DORNA DATA PROCCEESSS

Cheste, Saturday, November 07, 2020

Circuit Ricardo Tormo

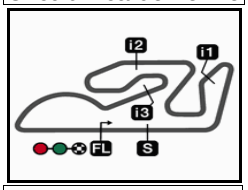

4005 m.

Results and timing service provided by TISSOT

RookiesCup

GRAN PREMIO DE EUROPA

Race Nr. 1

Analysis by Lap

Num Lap Time Gap

Lap 1

38	1'53.354	
96	1'53.521	0.167
37	1'53.577	0.223
34	1'54.544	1.190
64	1'54.577	1.223
24	1'54.748	1.394
80	1'54.757	1.403
89	1'55.075	1.721
6	1'55.428	2.074
19	1'55.599	2.245
7	1'57.420	4.066
29	1'57.438	4.084
95	1'57.505	4.151
5	1'57.687	4.333
33	1'57.797	4.443
28	1'58.055	4.701
84	1'58.085	4.731
11	1'58.283	4.929
58	1'58.462	5.108
23	1'58.758	5.404
55	1'58.786	5.432
88	1'59.746	6.392
39	2'14.411	21.057

Lap 2

96	1'45.893	
37	1'45.870	0.033
38	1'46.224	0.164
80	1'45.532	0.875
34	1'46.350	1.480
64	1'46.436	1.599
24	1'46.420	1.754
89	1'46.656	2.317
6	1'46.536	2.550
19	1'46.632	2.817
95	1'48.602	6.693
7	1'48.873	6.879
29	1'49.046	7.070
33	1'48.807	7.190
28	1'48.805	7.446
84	1'48.873	7.544
5	1'49.482	7.755
58	1'48.864	7.912
23	1'48.704	8.048
55	1'48.749	8.121
11	1'50.099	8.968
88	1'51.131	11.463
39	1'52.384	27.381

Lap 3

38	1'45.497	
96	1'45.789	0.128
37	1'45.813	0.185
80	1'45.009	0.223
24	1'46.025	2.118
34	1'46.843	2.662
89	1'46.380	3.036
6	1'46.160	3.049
19	1'46.001	3.157
95	1'47.689	8.721
29	1'47.377	8.786
7	1'47.854	9.072
33	1'47.671	9.200
28	1'47.551	9.336
84	1'47.605	9.488
5	1'47.566	9.660
55	1'47.338	9.798
23	1'47.720	10.107
58	1'48.216	10.467
11	1'48.633	11.940
88	1'49.239	15.041
39	1'50.983	32.703

Lap 4

38	1'45.252	
24	1'45.516	2.382
34	1'45.161	2.571
89	1'45.177	2.961
6	1'46.140	3.937
19	1'46.166	4.071
29	1'47.466	11.000
95	1'47.658	11.127
33	1'47.390	11.338
7	1'47.557	11.377
84	1'47.230	11.466
28	1'47.611	11.695
23	1'46.955	11.810
55	1'47.468	12.014
5	1'47.668	12.076
58	1'47.133	12.348
11	1'47.998	14.686
88	1'48.709	18.498
96	2'08.811	23.687
39	1'50.479	37.930
80	3'13.143	1'28.114

Lap 5

38	1'45.189	
24	1'45.933	3.126
34	1'45.832	3.214
89	1'45.489	3.261
6	1'45.761	4.509
19	1'46.058	4.940
33	1'47.881	14.030
28	1'47.686	14.192
95	1'48.290	14.228
84	1'48.019	14.296
5	1'47.620	14.507
29	1'48.814	14.625
7	1'48.597	14.785
23	1'48.389	15.010
55	1'48.203	15.028
58	1'49.030	16.189
11	1'47.301	16.798
88	1'48.948	22.257
96	1'47.525	26.023
39	1'50.917	43.658

Lap 6

38	1'45.330	
89	1'45.790	3.721
34	1'45.845	3.729
24	1'46.098	3.894
6	1'46.467	5.646
19	1'46.212	5.822
84	1'47.099	16.065
28	1'47.355	16.217
95	1'47.399	16.297
5	1'47.200	16.377
29	1'47.169	16.464
33	1'47.859	16.559
7	1'47.484	16.939
55	1'47.320	17.018
23	1'47.542	17.222
58	1'47.396	18.255
11	1'47.032	18.500
88	1'48.343	25.270
96	1'46.374	27.067
39	1'51.228	49.556

Lap 7

38	1'44.918	
24	1'45.776	4.752
34	1'45.962	4.773
89	1'46.121	4.924
6	1'45.861	6.589
19	1'45.719	6.623
84	1'46.251	17.398
5	1'46.356	17.815
29	1'46.307	17.853
28	1'46.672	17.971
33	1'46.365	18.006
55	1'46.044	18.144
7	1'46.526	18.547
23	1'46.427	18.731
58	1'46.581	19.918
11	1'46.370	19.952
88	1'47.763	28.115
96	1'46.289	28.438
39	1'59.968	1'04.606

Lap 8

38	1'45.448	
34	1'45.656	4.981
89	1'45.712	5.188
19	1'45.780	6.955
6	1'46.078	7.219
84	1'46.261	18.211
5	1'46.006	18.373
33	1'45.913	18.471
29	1'46.120	18.525
28	1'46.169	18.692
55	1'46.043	18.739
7	1'46.116	19.215
23	1'46.131	19.414
58	1'46.375	20.845
11	1'46.377	20.881
96	1'46.251	29.241
88	1'47.763	30.430

Lap 9

38	1'45.392	
34	1'45.986	5.575
89	1'45.891	5.687
19	1'45.500	7.063
6	1'45.936	7.763
84	1'45.938	18.757
29	1'45.707	18.840
5	1'45.979	18.960
28	1'45.757	19.057
33	1'46.032	19.111
55	1'45.898	19.245
7	1'45.671	19.494
23	1'45.679	19.701
11	1'45.908	21.397
58	1'46.676	22.129
96	1'45.857	29.706
88	1'47.560	32.598

Lap 10

38	1'45.164	
89	1'45.331	5.854
34	1'45.564	5.975
6	1'46.557	9.156
29	1'45.843	19.519
84	1'45.999	19.592
5	1'45.953	19.749
33	1'45.940	19.887
28	1'46.066	19.959
55	1'46.039	20.120
7	1'46.427	20.757
23	1'46.399	20.936
11	1'45.703	21.936
58	1'45.886	22.851
96	1'45.963	30.505
88	1'48.105	35.539
19	2'31.987	53.886

Lap 11

38	1'45.186	
34	1'46.014	6.803
29	1'45.999	20.332
5	1'46.031	20.594
84	1'46.617	21.023
28	1'46.259	21.032
55	1'46.141	21.075
7	1'45.790	21.361
23	1'45.895	21.645
11	1'45.363	22.113
33	1'48.451	23.152
58	1'45.578	23.243
96	1'45.551	30.870
88	1'49.315	39.668

Lap 12

38	1'45.236	
34	1'45.861	7.428
29	1'45.522	20.618
84	1'45.675	21.462
5	1'46.406	21.764
28	1'45.975	21.771
7	1'45.717	21.842
55	1'46.221	22.060
23	1'45.925	22.334
11	1'45.575	22.452
33	1'45.805	23.721
58	1'45.986	23.993
96	1'45.763	31.397
88	1'48.298	42.730

Lap 13

38	1'45.330	
34	1'46.223	8.321
29	1'45.495	20.783
84	1'45.206	21.338
28	1'44.961	21.402
11	1'44.723	21.845
55	1'45.415	22.145
23	1'45.744	22.748
7	1'46.997	23.509
33	1'45.719	24.110
58	1'46.172	24.835
5	1'48.723	25.157
96	1'45.417	31.484
88	1'48.245	45.645

Lap 14

38	1'45.723	
34	1'49.988	12.586
29	1'45.401	20.461
28	1'45.045	20.724
84	1'45.135	20.750
11	1'44.802	20.924
55	1'45.413	21.835
23	1'45.358	22.383
7	1'45.002	22.788
33	1'45.616	24.003
58	1'45.643	24.755
5	1'45.390	24.824
96	1'45.330	31.091
88	1'48.068	47.990

Lap 15

38	1'45.765	
34	1'48.680	15.501
29	1'45.102	19.798
84	1'44.891	19.876
11	1'45.454	20.613
28	1'45.758	20.717
7	1'44.827	21.850
55	1'45.920	21.990
23	1'45.607	22.225
33	1'45.924	24.162
5	1'45.570	24.629
58	1'48.587	27.577
96	1'45.880	31.206
88	1'47.288	49.513

Lapped rider

DORNA DATA PROCESSING ,TIMING SERVICE DORNA DATA PROCESSING TIMING SERVICE DORNA DATA PROCESSING TIMING SERVICE DORNA DATA PROCESSING TIMING SERVICE DORNA DATA PROCESSING TIMING SERVICE DORNA DATA PROCESSING TIMING SERVICE DORNA DATA PROCESSING TIMING SERVICE DORNA DATA PROCCEESSS

Cheste, Saturday, November 07, 2020

Circuit Ricardo Tormo

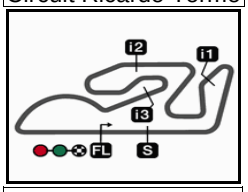

4005 m.

Results and timing service provided by TISSOT

RookiesCup

GRAN PREMIO DE EUROPA

After the **Race Nr. 1**

Event Best Maximum Speed

	Rider	Nation	Team	Motorcycle	Km/h	
28	**Matteo BERTELLE**	**ITA**	Red Bull MotoGP Rookies Cup	KTM	**219.6**	Race Nr. 1
33	**Izan GUEVARA**	**SPA**	Red Bull MotoGP Rookies Cup	KTM	**219.6**	Race Nr. 1
11	**Alex ESCRIG**	**SPA**	Red Bull MotoGP Rookies Cup	KTM	**219.6**	Race Nr. 1
7	**Daniel MUÑOZ**	**SPA**	Red Bull MotoGP Rookies Cup	KTM	**219.6**	Race Nr. 1
55	**Noah DETTWILER**	**SWI**	Red Bull MotoGP Rookies Cup	KTM	**218.9**	Race Nr. 1
37	**Pedro ACOSTA**	**SPA**	Red Bull MotoGP Rookies Cup	KTM	**218.9**	Race Nr. 1
5	**Tatchakorn BUASRI**	**THA**	Red Bull MotoGP Rookies Cup	KTM	**218.9**	Race Nr. 1
80	**David ALONSO**	**COL**	Red Bull MotoGP Rookies Cup	KTM	**218.9**	Race Nr. 1
84	**Zonta VAN DEN GOORBER**	**NED**	Red Bull MotoGP Rookies Cup	KTM	**218.9**	Race Nr. 1
19	**Scott OGDEN**	**GBR**	Red Bull MotoGP Rookies Cup	KTM	**218.2**	Race Nr. 1
64	**David MUÑOZ**	**SPA**	Red Bull MotoGP Rookies Cup	KTM	**218.2**	Race Nr. 1
29	**Billy VAN EERDE**	**AUS**	Red Bull MotoGP Rookies Cup	KTM	**217.5**	Race Nr. 1
89	**Marcos URIARTE**	**SPA**	Red Bull MotoGP Rookies Cup	KTM	**216.9**	Race Nr. 1
23	**Alex MILLAN**	**SPA**	Red Bull MotoGP Rookies Cup	KTM	**216.9**	Race Nr. 1
24	**Ivan ORTOLÁ**	**SPA**	Red Bull MotoGP Rookies Cup	KTM	**216.9**	Race Nr. 1
58	**Luca LUNETTA**	**ITA**	Red Bull MotoGP Rookies Cup	KTM	**216.2**	Race Nr. 1
96	**Daniel HOLGADO**	**SPA**	Red Bull MotoGP Rookies Cup	KTM	**215.5**	Race Nr. 1
95	**Collin VEIJER**	**NED**	Red Bull MotoGP Rookies Cup	KTM	**215.5**	Race Nr. 1
34	**Mario AJI**	**INA**	Red Bull MotoGP Rookies Cup	KTM	**214.2**	Race Nr. 1
38	**David SALVADOR**	**SPA**	Red Bull MotoGP Rookies Cup	KTM	**214.2**	Race Nr. 1
6	**Phillip TONN**	**GER**	Red Bull MotoGP Rookies Cup	KTM	**214.2**	Race Nr. 1
88	**Artem MARAEV**	**RUS**	Red Bull MotoGP Rookies Cup	KTM	**210.2**	Race Nr. 1
39	**Bartholomé PERRIN**	**FRA**	Red Bull MotoGP Rookies Cup	KTM	**206.4**	Qualifying

DORNA DATA PROCESSING -TIMING SERVICE DORNA DATA PROCESSING TIMING SERVICE DORNA DATA PROCESSING TIMING SERVICE DORNA DATA PROCESSING TIMING SERVICE DORNA DATA PROCESSING TIMING SERVICE DORNA DATA PROCESSING TIMING SERVICE DORNA DATA PROCESSING TIMING SERVICE DORNA DATA PROCCEESSS

Cheste, Saturday, November 07, 2020

Circuit Ricardo Tormo

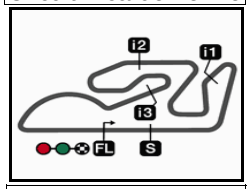

4005 m.

Results and timing service provided by TISSOT

After the **GRAN PREMIO DE EUROPA**

RookiesCup

2020 Riders Performance

(Qualifying Position - Starting Position - Race Position)

	Rider	*Points*	AUT	AUT	STY	STY	ARA	ARA	TER	TER	EUR	*EUR*	*VAL*	*VAL*							
1	**ACOSTA Pedro**	**176**	3	3	1	1	1	1	2	2	1										
			2-1	3-1	1-1	1-1	1-1	1-1	2-2	2-10	1-NC	-	-	-	-	-	-	-	-	-	-
2	**ALONSO David**	**124**	4	4	5	5	3	3	9	9	13										
			3-4	4-4	4-4	5-4	3-5	3-2	9-3	9-1	13-NC	-	-	-	-	-	-	-	-	-	-
3	**ORTOLÁ Ivan**	**114**	5	5	9	9	11	11	10	10	8										
			4-NC	5-6	9-5	9-2	11-3	11-3	10-1	10-3	8-NC	-	-	-	-	-	-	-	-	-	-
4	**SALVADOR David**	**99**	10	10	10	10	6	6	6	6	3										
			9-5	10-16	10-7	10-5	6-4	6-5	6-5	6-8	3-1	-	-	-	-	-	-	-	-	-	-
5	**MUÑOZ Daniel**	**95**	1	1	2	2	12	12	11	11	7										
			1-18	1-5	8-6	2-3	12-7	12-6	11-6	11-2	7-7	-	-	-	-	-	-	-	-	-	-
6	**HOLGADO Daniel**	**88**	6	6	4	4	2	2	3	3	2										
			12-3	6-3	3-2	4-NC	2-2	2-NC	3-NC	3-4	2-13	-	-	-	-	-	-	-	-	-	-
7	**MUÑOZ David**	**84**	7	7	3	3	4	4	1	1	5										
			5-2	7-2	2-3	3-8	4-NC	4-NC	1-4	1-9	5-NC	-	-	-	-	-	-	-	-	-	-
8	**VAN DEN GOORBERGH Zonta**	**63**	18	18	11	11	5	5	15	15	19										
			16-9	17-8	11-12	11-6	26-18	5-8	15-7	15-12	19-4	-	-	-	-	-	-	-	-	-	-
9	**VAN EERDE Billy**	**58**	20	20	8	8	9	9	13	13	14										
			18-15	19-7	7-11	8-NC	9-6	9-7	13-8	13-NC	14-3	-	-	-	-	-	-	-	-	-	-
10	**AJI Mario**	**48**	14	14	16	16	17	17	8	8	4										
			20-13	14-19	16-14	16-12	17-12	17-11	8-11	8-11	4-2	-	-	-	-	-	-	-	-	-	-
11	**GUEVARA Izan**	**48**			14	14	7	7	5	5	6										
			-	-	14-18	14-11	7-9	7-4	5-10	5-5	6-10	-	-	-	-	-	-	-	-	-	-
12	**DETTWILER Noah**	**39**	21	21	12	12	20	20	23	23	15										
			21-6	20-14	12-8	12-9	20-14	20-14	23-18	23-20	15-8	-	-	-	-	-	-	-	-	-	-
13	**VEIJER Collin**	**39**	12	12	7	7	10	10	4	4	17										
			11-14	12-10	6-10	7-7	10-NC	10-9	4-NC	4-7	17-NC	-	-	-	-	-	-	-	-	-	-

NC=Not classified **NL=Not finished first lap** **NP=Not started race re-start** **N2=Not finished first lap race re-start** **EX=Excluded** **NS=Not Started** **DS=Disqualified**

DORNA DATA PROCESSING .TIMING SERVICE DORNA DATA PROCESSING TIMING SERVICE DORNA DATA PROCESSING TIMING SERVICE DORNA DATA PROCESSING TIMING SERVICE DORNA DATA PROCESSING TIMING SERVICE DORNA DATA PROCESSING TIMING SERVICE DORNA DATA PROCESSING TIMING SERVICE DORNA DATA PROCCEESSS

Cheste, Saturday, November 07, 2020

	Rider	Points	AUT	AUT	STY	STY	ARA	ARA	TER	TER	EUR	EUR	VAL	VAL							
14	BERTELLE Matteo	38	8	8			8	8	16	16	18										
			6-8	8-9	-	-	8-8	8-NC	16-13	16-14	18-6	-	-	-	-	-	-	-	-	-	-
15	URIARTE Marcos	28	9	9	NC	NC	14	14	7	7	11										
			7-12	9-17	-NS	-NS	14-15	14-10	7-9	7-6	11-NC	-	-	-	-	-	-	-	-	-	-
16	PLANQUES Gabin	24	19	19	13	13	16	16	20	20											
			17-7	18-11	13-9	13-14	16-NC	16-15	20-19	20-18	-	-	-	-	-	-	-	-	-	-	-
17	MILLAN Alex	24	11	11	17	17	21	21	12	12	20										
			10-10	11-22	17-15	17-10	25-21	21-13	12-NC	12-15	20-9	-	-	-	-	-	-	-	-	-	-
18	OGDEN Scott	24	17	17	NC	NC	13	13	14	14	9										
			15-11	16-13	-NS	-NS	13-11	13-12	14-12	14-13	9-NC	-	-	-	-	-	-	-	-	-	-
19	ESCRIG Alex	20	2	2	6	6	22	22	24	24	12										
			8-NC	2-15	5-13	6-NC	22-13	22-NC	24-14	24-16	12-5	-	-	-	-	-	-	-	-	-	-
20	BUASRI Tatchakorn	12	15	15			18	18	19	19	21										
			13-NC	-NS	-	-	18-10	18-17	19-15	19-NC	21-11	-	-	-	-	-	-	-	-	-	-
21	LUNETTA Luca	5	16	16	21	21	19	19	17	17	16										
			14-NC	15-18	21-NC	21-15	19-19	19-18	17-16	17-19	16-12	-	-	-	-	-	-	-	-	-	-
22	MARAEV Artem	5	22	22	18	18	15	15	18	18	22										
			22-NC	21-20	18-17	18-13	15-16	15-16	18-17	18-17	22-14	-	-	-	-	-	-	-	-	-	-
23	NISHIMURA Sho	4	13	13	15	15															
			19-19	13-12	15-16	15-NC	-	-	-	-	-	-	-	-	-	-	-	-	-	-	-
24	TONN Phillip	0	23	23	20	20	23	23	21	21	10										
			23-NC	22-21	20-NC	20-18	23-17	23-NC	21-NC	21-21	10-NC	-	-	-	-	-	-	-	-	-	-
25	PERRIN Bartholomé	0	24	24	19	19	24	24	22	22	23										
			24-17	23-24	19-19	19-16	24-20	24-19	22-20	22-22	23-NC	-	-	-	-	-	-	-	-	-	-
26	LANDERS Rocco	0	25	25	22	22															
			25-16	24-23	22-NC	22-17	-	-	-	-	-	-	-	-	-	-	-	-	-	-	-

NC=Not classified NL=Not finished first lap NP=Not started race re-start N2=Not finished first lap race re-start EX=Excluded NS=Not Started DS=Disqualified

DORNA DATA PROCESSING .TIMING SERVICE DORNA DATA PROCESSING TIMING SERVICE DORNA DATA PROCESSING TIMING SERVICE DORNA DATA PROCESSING TIMING SERVICE DORNA DATA PROCESSING TIMING SERVICE DORNA DATA PROCESSING TIMING SERVICE DORNA DATA PROCESSING TIMING SERVICE DORNA DATA PROCCEESSS

Circuit Ricardo Tormo

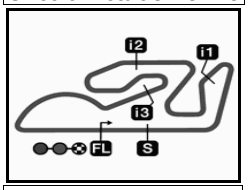

4005 m.

Results and timing service provided by TISSOT

RookiesCup

GRAN PREMIO DE EUROPA

Championship Classification

	Rider	Nation	Points	AUT	AUT	STY	STY	ARA	ARA	TER	TER	EUR	EUR	VAL	VAL
1	**ACOSTA Pedro**	SPA	**176**	25	25	25	25	25	25	20	6	-			
2	**ALONSO David**	COL	**124**	13	13	13	13	11	20	16	25	-			
3	**ORTOLÁ Ivan**	SPA	**114**	-	10	11	20	16	16	25	16	-			
4	**SALVADOR David**	SPA	**99**	11	0	9	11	13	11	11	8	25			
5	**MUÑOZ Daniel**	SPA	**95**	0	11	10	16	9	10	10	20	9			
6	**HOLGADO Daniel**	SPA	**88**	16	16	20	-	20	-	-	13	3			
7	**MUÑOZ David**	SPA	**84**	20	20	16	8	-	-	13	7	-			
8	**VAN DEN GOORBERGH Zor**	NED	**63**	7	8	4	10	0	8	9	4	13			
9	**VAN EERDE Billy**	AUS	**58**	1	9	5	-	10	9	8	-	16			
10	**AJI Mario**	INA	**48**	3	0	2	4	4	5	5	5	20			
11	**GUEVARA Izan**	SPA	**48**	-	-	0	5	7	13	6	11	6			
12	**DETTWILER Noah**	SWI	**39**	10	2	8	7	2	2	0	0	8			
13	**VEIJER Collin**	NED	**39**	2	6	6	9	-	7	-	9	-			
14	**BERTELLE Matteo**	ITA	**38**	8	7	-	-	8	-	3	2	10			
15	**URIARTE Marcos**	SPA	**28**	4	0	-	-	1	6	7	10	-			
16	**PLANQUES Gabin**	FRA	**24**	9	5	7	2	-	1	0	0	-			
17	**MILLAN Alex**	SPA	**24**	6	0	1	6	0	3	-	1	7			
18	**OGDEN Scott**	GBR	**24**	5	3	-	-	5	4	4	3	-			
19	**ESCRIG Alex**	SPA	**20**	-	1	3	-	3	-	2	0	11			
20	**BUASRI Tatchakorn**	THA	**12**	-	-	-	-	6	0	1	-	5			
21	**LUNETTA Luca**	ITA	**5**	-	0	-	1	0	0	0	0	4			
22	**MARAEV Artem**	RUS	**5**	-	0	0	3	0	0	0	0	2			
23	**NISHIMURA Sho**	JPN	**4**	0	4	0	-	-	-	-	-	-			
24	**TONN Phillip**	GER	**0**	-	0	-	0	0	-	-	0	-			
25	**PERRIN Bartholomé**	FRA	**0**	0	0	0	0	0	0	0	0	-			
26	**LANDERS Rocco**	USA	**0**	0	0	-	0	-	-	-	-	-			

DORNA DATA PROCESSING ,TIMING SERVICE DORNA DATA PROCESSING TIMING SERVICE DORNA DATA PROCESSING TIMING SERVICE DORNA DATA PROCESSING TIMING SERVICE DORNA DATA PROCESSING TIMING SERVICE DORNA DATA PROCESSING TIMING SERVICE DORNA DATA PROCESSING TIMING SERVICE DORNA DATA PROCCEESSS

Cheste, Saturday, November 07, 2020