















# Race Nr. 2

# RookiesCup

Lap	Lap Time	T1	T2	T3	T4	Speed	Lap	Lap Time	T1	T2	T3	T4	Speed
15	<b>1'43.743</b>	24.279	27.203	23.711	28.550	207.1							
16	<b>1'43.709</b>	24.164	27.196	23.760	28.589	203.4							
17	<b>1'43.584</b>	<b>24.130</b>	27.171	23.730	28.553	204.0							

**17th 5 Tatchakorn BUASRI** Red Bull MotoGP Roo THA  
Runs=1 Total laps=17 Full laps=12

1	1'52.346	32.237	27.978	23.776	28.355	171.0							
2	1'43.688 *	24.148	27.197	23.779	28.564*	<b>214.8</b>							
3	<b>1'43.223</b>	24.198	27.149	23.718	<b>28.158</b>	210.2							
4	1'43.738 *	24.161	<b>27.031</b>	23.672	28.874*	214.2							
5	<b>1'43.509</b>	24.199	27.255	<b>23.633</b>	28.422	207.1							
6	1'43.516 *	<b>24.089</b>	27.142	<b>23.596</b>	28.689*	211.5							
7	1'44.470 *	24.125	27.531	23.842	28.972*	209.6							
8	<b>1'44.221</b>	24.743	27.163	23.713	28.602	204.6							
9	<b>1'43.969</b>	24.244	27.223	23.942	28.560	208.3							
10	<b>1'43.957</b>	24.180	27.250	23.805	28.722	208.3							
11	<b>1'44.335</b>	24.182	27.281	24.000	28.872	207.7							
12	<b>1'44.704</b>	24.355	27.471	23.968	28.910	206.4							
13	<b>1'44.710</b>	24.325	27.541	24.059	28.785	205.2							
14	<b>1'44.500</b>	24.309	27.521	23.914	28.756	205.2							
15	<b>1'44.286</b>	24.565	27.271	23.730	28.720	205.8							
16	<b>1'44.655</b>	24.456	27.263	23.931	29.005	206.4							
17	<b>1'45.627</b>	24.366	27.775	24.447	29.039	207.1							

**18th 39 Bartholomé PERRI** Red Bull MotoGP Roo FRA  
Runs=1 Total laps=12 Full laps=8

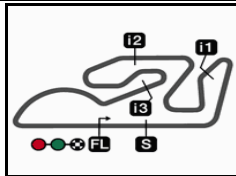
1	1'54.272	32.382	28.243	24.802	<b>28.845</b>	171.9							
2	1'46.270 *	24.73*	<b>27.892</b>	<b>24.534</b>	29.107*	<b>208.3</b>							
3	<b>1'47.265</b>	<b>25.073</b>	28.087	24.581	29.524	202.8							
4	<b>1'47.412</b>	25.238	28.211	24.643	29.320	199.8							
5	<b>1'47.507</b>	25.236	28.162	24.599	29.510	199.3							
6	<b>1'47.479</b>	25.089	28.107	24.620	29.663	199.8							
7	<b>1'47.698</b>	25.392	28.254	24.576	29.476	198.7							
8	<b>1'47.439</b>	25.075	28.132	24.669	29.563	199.3							
9	<b>1'47.990</b>	25.367	28.177	24.893	29.553	198.7							
10	<b>1'47.744</b>	25.206	28.107	24.651	29.780	198.7							
11	1'47.238 *	25.162	28.029	24.572	29.475*	197.5							
12	1'53.631 P	25.341	28.502	24.781	35.007	197.0							

**19th 55 Noah DETTWILER** Red Bull MotoGP Roo SWI  
Runs=1 Total laps=4 Full laps=2

1	1'51.667	32.165	27.702	23.503	<b>28.297</b>	165.6							
2	<b>1'44.013</b>	<b>24.102</b>	27.359	24.151	28.401	<b>214.2</b>							
3	<b>1'42.972</b>	24.117	26.978	<b>23.428</b>	28.449	208.3							
unfinished		24.255	<b>26.958</b>			205.8							

**Fastest Lap:** David SALVADOR Red Bull MotoGP Roo SPA **1'41.685** 23.801 26.626 23.353 27.905

DORNA DATA PROCESSING TIMING SERVICE DORNA DATA PROCESSING TIMING SERVICE DORNA DATA PROCESSING TIMING SERVICE DORNA DATA PROCESSING TIMING SERVICE DORNA DATA PROCESSING TIMING SERVICE DORNA DATA PROCESSING TIMING SERVICE DORNA DATA PROCCEESSS



4005 m.

**GRAN PREMIO DE EUROPA**  
**Official Starting Grid**

Race : 17 laps = 68.085 km

**RookiesCup**



1	<b>3</b> 1'44.222 <b>38 David SALVADOR</b> KTM	<b>2</b> 1'44.135 <b>96 Daniel HOLGADO</b> KTM	<b>1</b> 1'44.068 <b>37 Pedro ACOSTA</b> KTM
2	<b>6</b> 1'44.741 <b>33 Izan GUEVARA</b> KTM	<b>5</b> 1'44.512 <b>64 David MUÑOZ</b> KTM	<b>4</b> 1'44.413 <b>34 Mario AJI</b> KTM
3	<b>9</b> 1'44.922 <b>19 Scott OGDEN</b> KTM	<b>8</b> 1'44.908 <b>24 Ivan ORTOLÁ</b> KTM	<b>7</b> 1'44.772 <b>7 Daniel MUÑOZ</b> KTM
4	<b>12</b> 1'44.984 <b>11 Alex ESCRIG</b> KTM	<b>11</b> 1'44.938 <b>89 Marcos URIARTE</b> KTM	<b>10</b> 1'44.935 <b>6 Phillip TONN</b> KTM
5	<b>15</b> 1'45.313 <b>55 Noah DETTWILER</b> KTM	<b>14</b> 1'45.242 <b>29 Billy VAN EERDE</b> KTM	<b>13</b> 1'45.131 <b>80 David ALONSO</b> KTM
6	<b>18</b> 1'45.489 <b>28 Matteo BERTELLE</b> KTM	<b>17</b> 1'45.486 <b>95 Collin VEIJER</b> KTM	<b>16</b> 1'45.432 <b>58 Luca LUNETTA</b> KTM
7	<b>21</b> 1'46.364 <b>5 Tatchakorn BUASRI</b> KTM	<b>20</b> 1'45.528 <b>23 Alex MILLAN</b> KTM	<b>19</b> 1'45.496 <b>84 Zonta VAN DEN GOORBERGH</b> KTM
8		<b>23</b> 1'49.261 <b>39 Bartholomé PERRIN</b> KTM	<b>22</b> 1'47.023 <b>88 Artem MARAEV</b> KTM

The results are provisional until the end of the limit for protest and appeals and until the ratification of the Event Management Committee.

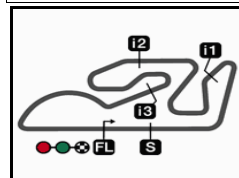
Time limit for protest expires 60' at the latest after publication of the results - Time: .....

DORNA DATA PROCESSING TIMING SERVICE DORNA DATA PROCESSING TIMING SERVICE DORNA DATA PROCESSING TIMING SERVICE DORNA DATA PROCESSING TIMING SERVICE DORNA DATA PROCESSING TIMING SERVICE DORNA DATA PROCESSING TIMING SERVICE DORNA DATA PROCESSING TIMING SERVICE DORNA DATA PROCESSES










4005 m.

## GRAN PREMIO DE EUROPA

### Race Nr. 2

### Fastest Lap of Each Rider

# Rookies Cup

		Rider	Nation	Team	Motorcycle	Time	Lap Total	Gap	
1	38	David SALVADOR	SPA	Red Bull MotoGP Rookies Cup	KTM	<b>1'41.685</b>	4	17	
2	89	Marcos URIARTE	SPA	Red Bull MotoGP Rookies Cup	KTM	<b>1'41.777</b>	14	17	0.092 0.092
3	80	David ALONSO	COL	Red Bull MotoGP Rookies Cup	KTM	<b>1'41.959</b>	15	17	0.274 0.182
4	64	David MUÑOZ	SPA	Red Bull MotoGP Rookies Cup	KTM	<b>1'41.975</b>	2	17	0.290 0.016
5	37	Pedro ACOSTA	SPA	Red Bull MotoGP Rookies Cup	KTM	<b>1'41.976</b>	6	17	0.291 0.001
6	96	Daniel HOLGADO	SPA	Red Bull MotoGP Rookies Cup	KTM	<b>1'42.023</b>	2	17	0.338 0.047
7	33	Izan GUEVARA	SPA	Red Bull MotoGP Rookies Cup	KTM	<b>1'42.049</b>	6	17	0.364 0.026
8	34	Mario AJI	INA	Red Bull MotoGP Rookies Cup	KTM	<b>1'42.167</b>	6	17	0.482 0.118
9	24	Ivan ORTOLÁ	SPA	Red Bull MotoGP Rookies Cup	KTM	<b>1'42.219</b>	6	17	0.534 0.052
10	95	Collin VEIJER	NED	Red Bull MotoGP Rookies Cup	KTM	<b>1'42.222</b>	15	17	0.537 0.003
11	84	Zonta VAN DEN GOORBER	NED	Red Bull MotoGP Rookies Cup	KTM	<b>1'42.539</b>	3	17	0.854 0.317
12	11	Alex ESCRIG	SPA	Red Bull MotoGP Rookies Cup	KTM	<b>1'42.584</b>	12	17	0.899 0.045
13	28	Matteo BERTELLE	ITA	Red Bull MotoGP Rookies Cup	KTM	<b>1'42.777</b>	8	17	1.092 0.193
14	23	Alex MILLAN	SPA	Red Bull MotoGP Rookies Cup	KTM	<b>1'42.805</b>	2	17	1.120 0.028
15	55	Noah DETTWILER	SWI	Red Bull MotoGP Rookies Cup	KTM	<b>1'42.972</b>	3	3	1.287 0.167
16	58	Luca LUNETTA	ITA	Red Bull MotoGP Rookies Cup	KTM	<b>1'43.010</b>	6	17	1.325 0.038
17	5	Tatchakorn BUASRI	THA	Red Bull MotoGP Rookies Cup	KTM	<b>1'43.223</b>	3	17	1.538 0.213
18	88	Artem MARAEV	RUS	Red Bull MotoGP Rookies Cup	KTM	<b>1'43.517</b>	12	17	1.832 0.294
19	39	Bartholomé PERRIN	FRA	Red Bull MotoGP Rookies Cup	KTM	<b>1'47.265</b>	3	12	5.580 3.748



### Lap 16

37	1'42.725		
64	1'42.750	0.157	
96	1'42.991	0.230	
80	1'42.661	8.196	
33	1'43.381	8.238	
24	1'43.246	8.318	
38	1'43.436	8.400	
89	1'42.785	8.456	
95	1'42.595	8.650	
34	1'43.024	8.710	
84	1'43.896	12.019	
11	1'44.373	14.970	
28	1'44.033	22.284	
23	1'46.029	24.609	
58	1'43.936	24.990	
88	1'43.709	29.010	
5	1'44.655	30.426	

### Lap 17

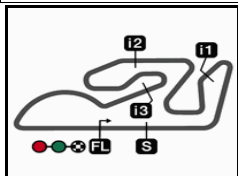
96	1'42.270		
37	1'42.554	0.054	
64	1'42.406	0.063	
80	1'42.368	8.064	
33	1'42.329	8.067	
24	1'42.276	8.094	
38	1'42.200	8.100	
89	1'42.550	8.506	
95	1'42.380	8.530	
34	1'42.699	8.909	
84	1'44.583	14.102	
11	1'45.350	17.820	
28	1'44.418	24.202	
23	1'43.728	25.837	
58	1'43.370	25.860	
88	1'43.584	30.094	
5	1'45.627	33.553	

Lapped rider

DORNA DATA PROCESSING TIMING SERVICE DORNA DATA PROCESSING TIMING SERVICE DORNA DATA PROCESSING TIMING SERVICE DORNA DATA PROCESSING TIMING SERVICE DORNA DATA PROCESSING TIMING SERVICE DORNA DATA PROCESSING TIMING SERVICE DORNA DATA PROCESSING TIMING SERVICE DORNA DATA PROCESSING TIMING SERVICE DORNA DATA PROCESSING TIMING SERVICE DORNA DATA PROCCEESSS



Circuit Ricardo Tormo



4005 m.

Results and timing service provided by **TISSOT**After the **GRAN PREMIO DE EUROPA****RookiesCup****2020 Riders Performance**

(Qualifying Position - Starting Position - Race Position)

Rider	Points	AUT	AUT	STY	STY	ARA	ARA	TER	TER	EUR	EUR	VAL	VAL						
1 ACOSTA Pedro	196	3	3	1	1	1	1	2	2	1	1								
		2-1	3-1	1-1	1-1	1-1	1-1	2-2	2-10	1-NC	1-2	-	-	-	-	-	-	-	-
2 ALONSO David	137	4	4	5	5	3	3	9	9	13	13								
		3-4	4-4	4-4	5-4	3-5	3-2	9-3	9-1	13-NC	13-4	-	-	-	-	-	-	-	-
3 ORTOLÁ Ivan	124	5	5	9	9	11	11	10	10	8	8								
		4-NC	5-6	9-5	9-2	11-3	11-3	10-1	10-3	8-NC	8-6	-	-	-	-	-	-	-	-
4 HOLGADO Daniel	113	6	6	4	4	2	2	3	3	2	2								
		12-3	6-3	3-2	4-NC	2-2	2-NC	3-NC	3-4	2-13	2-1	-	-	-	-	-	-	-	-
5 SALVADOR David	108	10	10	10	10	6	6	6	6	3	3								
		9-5	10-16	10-7	10-5	6-4	6-5	6-5	6-8	3-1	3-7	-	-	-	-	-	-	-	-
6 MUÑOZ David	100	7	7	3	3	4	4	1	1	5	5								
		5-2	7-2	2-3	3-8	4-NC	4-NC	1-4	1-9	5-NC	5-3	-	-	-	-	-	-	-	-
7 MUÑOZ Daniel	95	1	1	2	2	12	12	11	11	7	7								
		1-18	1-5	8-6	2-3	12-7	12-6	11-6	11-2	7-7	7-NL	-	-	-	-	-	-	-	-
8 VAN DEN GOORBERGH Zonta	68	18	18	11	11	5	5	15	15	19	19								
		16-9	17-8	11-12	11-6	26-18	5-8	15-7	15-12	19-4	19-11	-	-	-	-	-	-	-	-
9 GUEVARA Izan	59			14	14	7	7	5	5	6	6								
		-	-	14-18	14-11	7-9	7-4	5-10	5-5	6-10	6-5	-	-	-	-	-	-	-	-
10 VAN EERDE Billy	58	20	20	8	8	9	9	13	13	14	14								
		18-15	19-7	7-11	8-NC	9-6	9-7	13-8	13-NC	14-3	14-NL	-	-	-	-	-	-	-	-
11 AJI Mario	54	14	14	16	16	17	17	8	8	4	4								
		20-13	14-19	16-14	16-12	17-12	17-11	8-11	8-11	4-2	4-10	-	-	-	-	-	-	-	-
12 VEIJER Collin	47	12	12	7	7	10	10	4	4	17	17								
		11-14	12-10	6-10	7-7	10-NC	10-9	4-NC	4-7	17-NC	17-8	-	-	-	-	-	-	-	-
13 BERTELLE Matteo	41	8	8			8	8	16	16	18	18								
		6-8	8-9	-	-	8-8	8-NC	16-13	16-14	18-6	18-13	-	-	-	-	-	-	-	-

NC=Not classified NL=Not finished first lap NP=Not started race re-start N2=Not finished first lap race re-start EX=Excluded NS=Not Started DS=Disqualified

DORNA DATA PROCESSING TIMING SERVICE DORNA DATA PROCESSING TIMING SERVICE DORNA DATA PROCESSING TIMING SERVICE DORNA DATA PROCESSING TIMING SERVICE DORNA DATA PROCESSING TIMING SERVICE DORNA DATA PROCESSING TIMING SERVICE DORNA DATA PROCESSING TIMING SERVICE DORNA DATA PROCESSING TIMING SERVICE DORNA DATA PROCESSING TIMING SERVICE DORNA DATA PROCESSING TIMING SERVICE DORNA DATA PROCESSING TIMING SERVICE DORNA DATA PROCESSING TIMING SERVICE DORNA DATA PROCESSING TIMING SERVICE DORNA DATA PROCESSING







