


# Rookies Cup

## GRAN PREMIO MOTUL DE LA COMUNITAT VALENCIANA

### Free Practice Nr. 1 Classification

	Rider	Nation	Team	Motorcycle	Time	Lap	Total	Gap	Top Speed
1	96 Daniel HOLGADO	SPA	Red Bull MotoGP Rookies Cup	KTM	<b>1'42.560</b>	12	16		<b>213.5</b>
2	37 Pedro ACOSTA	SPA	Red Bull MotoGP Rookies Cup	KTM	<b>1'42.927</b>	5	9	0.367	0.367 <b>216.9</b>
3	89 Marcos URIARTE	SPA	Red Bull MotoGP Rookies Cup	KTM	<b>1'42.953</b>	16	16	0.393	0.026 <b>210.9</b>
4	38 David SALVADOR	SPA	Red Bull MotoGP Rookies Cup	KTM	<b>1'43.040</b>	5	10	0.480	0.087 <b>208.9</b>
5	7 Daniel MUÑOZ	SPA	Red Bull MotoGP Rookies Cup	KTM	<b>1'43.191</b>	12	16	0.631	0.151 <b>214.8</b>
6	23 Alex MILLAN	SPA	Red Bull MotoGP Rookies Cup	KTM	<b>1'43.219</b>	11	15	0.659	0.028 <b>212.8</b>
7	33 Izan GUEVARA	SPA	Red Bull MotoGP Rookies Cup	KTM	<b>1'43.246</b>	13	17	0.686	0.027 <b>214.8</b>
8	95 Collin VEIJER	NED	Red Bull MotoGP Rookies Cup	KTM	<b>1'43.375</b>	17	17	0.815	0.129 <b>208.3</b>
9	84 Zonta VAN DEN GOORBE	NED	Red Bull MotoGP Rookies Cup	KTM	<b>1'43.457</b>	17	17	0.897	0.082 <b>207.7</b>
10	34 Mario AJI	INA	Red Bull MotoGP Rookies Cup	KTM	<b>1'43.658</b>	5	16	1.098	0.201 <b>210.2</b>
11	24 Ivan ORTOLÁ	SPA	Red Bull MotoGP Rookies Cup	KTM	<b>1'43.840</b>	13	17	1.280	0.182 <b>214.2</b>
12	19 Scott OGDEN	GBR	Red Bull MotoGP Rookies Cup	KTM	<b>1'44.010</b>	8	17	1.450	0.170 <b>210.9</b>
13	13 Sho NISHIMURA	JPN	Red Bull MotoGP Rookies Cup	KTM	<b>1'44.056</b>	17	17	1.496	0.046 <b>215.5</b>
14	29 Billy VAN EERDE	AUS	Red Bull MotoGP Rookies Cup	KTM	<b>1'44.071</b>	15	17	1.511	0.015 <b>211.5</b>
15	64 David MUÑOZ	SPA	Red Bull MotoGP Rookies Cup	KTM	<b>1'44.290</b>	7	7	1.730	0.219 <b>208.9</b>
16	5 Tatchakorn BUASRI	THA	Red Bull MotoGP Rookies Cup	KTM	<b>1'44.857</b>	8	9	2.297	0.567 <b>211.5</b>
17	11 Alex ESCRIG	SPA	Red Bull MotoGP Rookies Cup	KTM	<b>1'44.880</b>	13	16	2.320	0.023 <b>210.9</b>
18	80 David ALONSO	COL	Red Bull MotoGP Rookies Cup	KTM	<b>1'44.920</b>	5	16	2.360	0.040 <b>216.9</b>
19	88 Artem MARAEV	RUS	Red Bull MotoGP Rookies Cup	KTM	<b>1'44.992</b>	5	5	2.432	0.072 <b>210.9</b>
20	6 Phillip TONN	GER	Red Bull MotoGP Rookies Cup	KTM	<b>1'45.508</b>	11	16	2.948	0.516 <b>208.9</b>

Practice condition: **Dry**

Air: **13°**

Humidity: **84%**

Ground: **14°**

<b>Fastest Lap:</b>	Lap: 12	<b>Daniel HOLGADO</b>	<b>1'42.560</b>	140.5 Km/h
<b>Best Race Lap:</b>	2020	<b>David SALVADOR</b>	<b>1'41.685</b>	141.7 Km/h
<b>All Time Lap Record:</b>	2020	<b>David SALVADOR</b>	<b>1'41.685</b>	141.7 Km/h

The results are provisional until the end of the limit for protest and appeals.


Time limit for protest expires 30' after publication of the results - ..... Time: .....

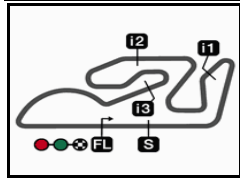
DORNA DATA PROCESSING TIMING SERVICE DORNA DATA PROCESSING TIMING SERVICE DORNA DATA PROCESSING TIMING SERVICE DORNA DATA PROCESSING TIMING SERVICE DORNA DATA PROCESSING TIMING SERVICE DORNA DATA PROCESSING TIMING SERVICE DORNA DATA PROCESSING TIMING SERVICE DORNA DATA PROCESSING TIMING SERVICE DORNA DATA PROCCCESSS





Circuit Ricardo Tormo

Results and timing service provided by 




4005 m.

# Rookies Cup

## GRAN PREMIO MOTUL DE LA COMUNITAT VALENCIANA

### Free Practice Nr. 1

### Fastest Laps Sequence

<i>Practice Time</i>	 <i>Rider</i>	<i>Nation</i>	<i>Motorcycle</i>	<i>Time</i>	<i>Km/h</i>	<i>Rider's Lap</i>
3'51.515	84 Zonta VAN DEN GOORB	NED	KTM	1'46.413	135.4	2
3'51.611	89 Marcos URIARTE	SPA	KTM	1'45.700	136.4	2
4'16.360	96 Daniel HOLGADO	SPA	KTM	1'44.352	138.1	2
5'57.901	37 Pedro ACOSTA	SPA	KTM	1'43.219	139.6	3
7'41.056	37 Pedro ACOSTA	SPA	KTM	1'43.155	139.7	4
9'23.983	37 Pedro ACOSTA	SPA	KTM	1'42.927	140.0	5
23'36.097	96 Daniel HOLGADO	SPA	KTM	1'42.560	140.5	12

DORNA DATA PROCESSING TIMING SERVICE DORNA DATA PROCESSING TIMING SERVICE DORNA DATA PROCESSING TIMING SERVICE DORNA DATA PROCESSING TIMING SERVICE DORNA DATA PROCESSING TIMING SERVICE DORNA DATA PROCESSING TIMING SERVICE DORNA DATA PROCESSING TIMING SERVICE DORNA DATA PROCESSING TIMING SERVICE DORNA DATA PROCESSING TIMING SERVICE DORNA DATA PROCESSING TIMING SERVICE DORNA DATA PROCESSING TIMING SERVICE DORNA DATA PROCESSING TIMING SERVICE DORNA DATA PROCESSING TIMING SERVICE DORNA DATA PROCESSING TIMING SERVICE DORNA DATA PROCCESSS

Cheste, Friday, November 13, 2020







# Free Practice Nr. 1

# RookiesCup

Lap	Lap Time	T1	T2	T3	T4	Speed	Lap	Lap Time	T1	T2	T3	T4	Speed
							<b>15th 64</b>	<b>David MUÑOZ</b>					Red Bull MotoGP Roo SPA
								Runs=2	Total laps=8		Full laps=5		
1	2'21.873	25.202	29.760	27.010	29.608		2	1'46.551	25.006	28.198	24.471	28.876	207.1
3	1'45.150	24.509	27.683	24.157	28.801	208.9	4	unfinished	24.542				206.4
5	1'48.669	24.787	30.001*	24.821	29.060		6	1'45.899	24.682	28.015*	24.281	28.921	205.8
7	1'44.755	24.569	27.675	23.981	28.530	206.4	8	1'44.290	24.341	27.396	23.900	28.653	207.1
							<b>16th 5</b>	<b>Tatchakorn BUASRI</b>					Red Bull MotoGP Roo THA
								Runs=1	Total laps=10		Full laps=5		
1	2'15.774	28.282	30.309	27.364	29.838		2	1'47.022	24.741	28.366	24.638	29.277	205.8
3	1'54.719	24.694	29.571	30.952	29.502	207.1	4	1'47.290	24.471	27.938	24.823	30.058	210.9
5	1'49.857	24.463	27.851	25.796	31.747	209.6	6	1'49.518	24.654	27.645	25.484*	31.735	208.3
7	1'44.746	24.360	27.526	24.011	28.849*	209.6	8	1'44.857	24.324	27.624	24.117	28.792	208.9
9	1'47.350	25.08*	28.297	24.905	29.059	208.3	unfinished	24.125	27.497	23.978		211.5	
							<b>17th 11</b>	<b>Alex ESCRIG</b>					Red Bull MotoGP Roo SPA
								Runs=2	Total laps=16		Full laps=5		
1	2'31.184	26.010	30.595	36.763	30.128		2	1'46.140	24.67*	28.306	24.366	28.794	207.1
3	1'45.131	24.321	27.676*	24.129	29.005*	210.9	4	1'46.425	24.44*	27.642*	24.770	29.567	205.8
5	1'45.114	24.393	27.583	24.209	28.929	209.6	6	1'47.312	24.366	27.947	25.260*	29.739	208.3
7	1'45.094	24.510	27.530	24.191	28.863	205.2	8	1'52.133	25.72*	27.496	24.439	34.474	205.2
9	3'02.765	24.763	29.214*	25.717	30.321		10	1'45.876	24.36*	27.604	24.921	28.984	208.9
11	1'45.157	24.364	27.620	24.258	28.915	205.8	12	1'49.714	24.90*	29.593	25.751	29.468	205.8
13	1'44.880	24.387	27.500	24.072	28.921	205.8	14	1'44.886	24.454	27.820	23.927	28.685	207.7
15	1'43.841	24.169	27.331*	23.882	28.459	208.3	16	1'44.179	24.26*	27.353	23.889	28.671	208.3
							<b>18th 80</b>	<b>David ALONSO</b>					Red Bull MotoGP Roo COL
								Runs=2	Total laps=16		Full laps=4		
1	2'24.581	26.006	30.471	29.221	30.261		2	1'46.444	24.95*	28.197	24.363	28.932	208.9
3	1'45.114	24.397	27.727	24.149	28.841	211.5	4	1'44.704	24.320	27.721*	24.042	28.621	210.9
5	1'44.920	24.605	27.626	24.097	28.592	211.5	6	1'47.946	25.783	27.797	24.221*	30.145	213.5
7	1'53.394	24.598	27.909	25.494	35.393	208.9	8	3'33.236	34.487	29.713*	24.658	28.997	
9	1'44.579	24.462	27.634*	23.905	28.578	211.5	10	1'44.505	24.22*	27.485	24.183	28.610	211.5
							<b>13th 13</b>	<b>Sho NISHIMURA</b>					Red Bull MotoGP Roo JPN
								Runs=1	Total laps=17		Full laps=5		
1	2'23.785	26.739	31.793	28.252	30.996		2	1'51.770	26.210	29.601*	25.827	30.132	207.1
3	1'48.513	25.23*	28.884	24.949	29.444*	208.3	4	1'46.562	24.749	28.248*	24.471	29.094	207.1
5	1'45.929	24.686	28.116	24.185	28.942*	210.2	6	1'46.477	24.514	27.757	24.301*	29.905*	209.6
7	1'44.723	24.33*	27.788	23.970	28.635	207.1	8	1'44.260	24.188	27.449	23.984	28.639	212.8
9	1'48.478	24.511	30.190	24.774	29.003	210.2	10	1'46.639	24.167	29.059	24.377	29.036	215.5
11	1'44.781	24.183	27.679*	24.063	28.856	209.6	12	1'45.055	24.49*	27.807	23.999	28.756	210.9
13	1'44.786	24.187	27.582	24.062	28.955*	209.6	14	1'44.791	24.067	27.704	24.087	28.933*	208.9
15	1'44.284	24.090	27.658	23.867	28.669	207.1	16	1'45.727	24.177	27.421*	25.008	29.121	208.3
17	1'44.056	24.034	27.512	23.960	28.550	210.9							
							<b>14th 29</b>	<b>Billy VAN EERDE</b>					Red Bull MotoGP Roo AUS
								Runs=1	Total laps=17		Full laps=12		
1	2'09.718	25.244	29.588	25.333	29.539		2	1'47.481	25.186	28.172*	24.671	29.452	204.0
3	1'46.708	24.829	27.989	24.537	29.353	206.4	4	1'45.641	24.734	27.920	24.115	28.872	208.3
5	1'44.239	24.258	27.348	23.913	28.720	211.5	6	1'44.421	24.349	27.474	23.906	28.692	208.3
7	1'44.690	24.410	27.603	23.866	28.811	206.4	8	1'48.972	26.06*	28.363	25.037	29.509	206.4
9	1'44.559	24.399	27.391	24.062	28.707	207.7	10	1'44.510	24.263	27.558	23.904	28.785	207.7
11	1'47.106	24.291	27.497*	25.874	29.444	207.1	12	1'45.912	24.240	28.115	24.546	29.011	208.9
13	1'48.427	24.40*	28.426	26.041	29.558	207.7	14	1'44.431	24.397	27.434	23.894	28.706	207.1
15	1'44.071	24.187	27.326	23.835	28.723	206.4	16	1'44.244	24.382	27.357	23.819	28.686	207.7
17	1'44.275	24.326	27.334	23.884	28.731	207.7							

**Fastest Lap:** Daniel HORGADO Red Bull MotoGP Roo SPA 1'42.560 23.818 27.055 23.603 28.084

DORNA DATA PROCESSING TIMING SERVICE DORNA DATA PROCESSING TIMING SERVICE DORNA DATA PROCESSING TIMING SERVICE DORNA DATA PROCESSING TIMING SERVICE DORNA DATA PROCESSING TIMING SERVICE DORNA DATA PROCESSING TIMING SERVICE DORNA DATA PROCCEESSS



