

4005 m.

Rookies Cup**GRAN PREMIO MOTUL DE LA COMUNITAT VALENCIANA****Race Nr. 2****Classification after 17 laps = 68.085 km**

Pos		Rider	Nation	Team	Motorcycle	Total Time	Km/h	Gap
1	²⁵	64 David MUÑOZ	SPA	Red Bull MotoGP Rookies Cup	KTM	29'19.579	139.2	
2	²⁰	96 Daniel HOLGADO	SPA	Red Bull MotoGP Rookies Cup	KTM	29'19.654	139.2	0.075
3	¹⁶	37 Pedro ACOSTA	SPA	Red Bull MotoGP Rookies Cup	KTM	29'19.887	139.2	0.308
4	¹³	33 Izan GUEVARA	SPA	Red Bull MotoGP Rookies Cup	KTM	29'20.110	139.2	0.531
5	¹¹	89 Marcos URIARTE	SPA	Red Bull MotoGP Rookies Cup	KTM	29'20.150	139.2	0.571
6	¹⁰	95 Collin VEIJER	NED	Red Bull MotoGP Rookies Cup	KTM	29'20.193	139.2	0.614
7	⁹	11 Alex ESCRIG	SPA	Red Bull MotoGP Rookies Cup	KTM	29'20.773	139.2	1.194
8	⁸	23 Alex MILLAN	SPA	Red Bull MotoGP Rookies Cup	KTM	29'20.942	139.1	1.363
9	⁷	84 Zonta VAN DEN GOORB	NED	Red Bull MotoGP Rookies Cup	KTM	29'21.116	139.1	1.537
10	⁶	24 Ivan ORTOLÁ	SPA	Red Bull MotoGP Rookies Cup	KTM	29'23.928	138.9	4.349
11	⁵	19 Scott OGDEN	GBR	Red Bull MotoGP Rookies Cup	KTM	29'27.534	138.6	7.955
12	⁴	13 Sho NISHIMURA	JPN	Red Bull MotoGP Rookies Cup	KTM	29'41.453	137.5	21.874
13	³	6 Phillip TONN	GER	Red Bull MotoGP Rookies Cup	KTM	29'41.371	137.5	21.792
14	²	88 Artem MARAEV	RUS	Red Bull MotoGP Rookies Cup	KTM	29'41.539	137.5	21.960

Not classified

80	David ALONSO	COL	Red Bull MotoGP Rookies Cup	KTM	27'36.661	139.2	1 lap
7	Daniel MUÑOZ	SPA	Red Bull MotoGP Rookies Cup	KTM	20'52.615	138.1	5 laps
34	Mario AJI	INA	Red Bull MotoGP Rookies Cup	KTM	14'26.597	133.0	9 laps
5	Tatchakorn BUASRI	THA	Red Bull MotoGP Rookies Cup	KTM	10'32.156	136.8	11 laps
38	David SALVADOR	SPA	Red Bull MotoGP Rookies Cup	KTM	1'50.309	130.7	16 laps

Race condition: Dry

Air: 22°
Humidity: 57%
Ground: 27°

Pole Position:			
Fastest Lap:			
Lap 6	Alex ESCRIG	1'42.169	141.1 Km/h
Best Race Lap:			
2020	David MUÑOZ	1'41.664	141.8 Km/h
All Time Lap Record:			
2020	Daniel HOLGADO	1'41.486	142.0 Km/h

15:15'48

15:28'23

15:30'52

15:31'44

15:33'39 **David SALVADOR**15:41'29 **Alex MILLAN**15:41'51 **Tatchakorn BUASRI**15:42'59 **Mario AJI**15:43'15 **Mario AJI**15:45'01 **Artem MARAEV**15:45'20 **Mario AJI**15:48'37 **Daniel MUÑOZ**15:50'35 **Daniel MUÑOZ**15:51'56 **Daniel MUÑOZ**15:54'15 **Izan GUEVARA**15:54'28 **Zonta VAN DEN GOORBERGH**15:59'41 **David ALONSO**16:02'56 **Phillip TONN****SIGHTING LAP START****WARM UP LAP START****RACE START****No jump start**

retired

track limits warning

crashed out - Medical Centre

crashed out - Rider OK

re-joined race

track limits warning

entered pits and retired

track limits warning**long lap penalty due to exceeding track limit**

entered pits and retired

track limits warning**track limits warning**

crashed out - Rider OK

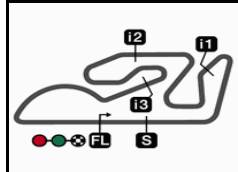
1 position penalty due to exceeding track limit on the last lap

The results are provisional until the end of the limit for protest and appeals.

Time limit for protest expires 30' after publication of the results - Time:

DORNA DATA PROCESSING TIMING SERVICE DORNA DATA PROCESSING TIMING SERVICE DORNA DATA PROCESSING TIMING SERVICE DORNA DATA PROCESSING TIMING SERVICE DORNA DATA PROCESSING TIMING SERVICE DORNA DATA PROCESSING TIMING SERVICE DORNA DATA PROCESSING TIMING SERVICE DORNA DATA PROCESSING TIMING SERVICE DORNA DATA PROCESSING TIMING SERVICE DORNA DATA PROCESSING TIMING SERVICE DORNA DATA PROCESSING TIMING SERVICE DORNA DATA PROCESSING TIMING SERVICE DORNA DATA PROCESSING





4005 m.

Rookies Cup

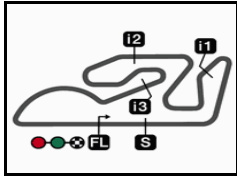
GRAN PREMIO MOTUL DE LA COMUNITAT VALENCIANA

Race Nr. 2

Top Speed & Average



Rider	Nation	Motorcycle	Top 5 speeds					Average	Top
33 Izan GUEVARA	SPA	KTM	223.2	220.3	220.3	218.9	218.2	219.6	223.2
89 Marcos URIARTE	SPA	KTM	222.5	221.0	220.3	218.2	217.5	219.2	222.5
24 Ivan ORTOLÁ	SPA	KTM	221.8	220.3	220.3	219.6	218.9	220.0	221.8
7 Daniel MUÑOZ	SPA	KTM	221.0	218.9	218.2	218.2	217.5	218.8	221.0
37 Pedro ACOSTA	SPA	KTM	221.0	216.9	214.8	214.8	214.8	216.2	221.0
84 Zonta VAN DEN GOORBERGH	NED	KTM	220.3	220.3	219.6	218.9	218.2	219.5	220.3
80 David ALONSO	COL	KTM	219.6	218.9	218.9	218.9	217.5	218.6	219.6
95 Collin VEIJER	NED	KTM	219.6	219.6	219.6	218.9	218.9	219.1	219.6
11 Alex ESCRIG	SPA	KTM	218.9	218.2	218.2	218.2	218.2	218.3	218.9
96 Daniel HOLGADO	SPA	KTM	218.9	217.5	217.5	216.9	216.9	217.5	218.9
23 Alex MILLAN	SPA	KTM	218.2	218.2	216.2	216.2	216.2	217.0	218.2
5 Tatchakorn BUASRI	THA	KTM	217.5	213.5	212.8	212.8	212.2	213.8	217.5
19 Scott OGDEN	GBR	KTM	216.2	216.2	215.5	213.5	210.9	214.5	216.2
34 Mario AJI	INA	KTM	216.2	214.2	214.2	212.8	210.9	213.7	216.2
88 Artem MARAEV	RUS	KTM	216.2	215.5	214.2	213.5	212.2	213.7	216.2
13 Sho NISHIMURA	JPN	KTM	215.5	215.5	214.2	214.2	214.2	214.6	215.5
6 Phillip TONN	GER	KTM	214.8	211.5	210.9	210.2	210.2	211.5	214.8
64 David MUÑOZ	SPA	KTM	214.8	214.2	213.5	213.5	212.8	213.8	214.8
38 David SALVADOR	SPA	KTM	208.3	155.2				181.8	208.3




4005 m.

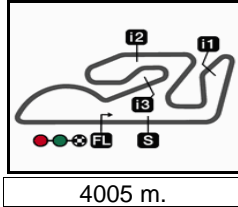
Rookies Cup

GRAN PREMIO MOTUL DE LA COMUNITAT VALENCIANA

Race Nr. 2

Fastest Laps Sequence

<i>Lap</i>	<i>Race Time</i>	 <i>Rider</i>	<i>Nation</i>	<i>Motorcycle</i>	<i>Time</i>	<i>Km/h</i>	<i>Riders's Lap</i>
2	3'32.675	37 Pedro ACOSTA	SPA	KTM	1'43.045	139.9	2
2	3'32.712	96 Daniel HOLGADO	SPA	KTM	1'43.020	139.9	2
2	3'33.008	11 Alex ESCRIG	SPA	KTM	1'42.972	140.0	2
2	3'33.208	33 Izan GUEVARA	SPA	KTM	1'42.808	140.2	2
2	3'33.284	80 David ALONSO	COL	KTM	1'42.423	140.7	2
2	3'33.416	24 Ivan ORTOLÁ	SPA	KTM	1'42.384	140.8	2
2	3'33.573	7 Daniel MUÑOZ	SPA	KTM	1'42.319	140.9	2
4	6'58.672	7 Daniel MUÑOZ	SPA	KTM	1'42.285	140.9	4
6	10'23.552	11 Alex ESCRIG	SPA	KTM	1'42.169	141.1	6



GRAN PREMIO MOTUL DE LA COMUNITAT VALENCIANA

Race Nr. 2

Chronological Analysis of Performances

Rookies Cup

* Lap / Sector time cancelled

T1 Time from finish line to 1st intermediate

T3 Time from 2nd intermed. to 3rd intermed.

P Crossing the finish line in pit lane

T2 Time from 1st intermed. to 2nd intermed.

T4 Time from 3rd intermediate to finish line

Lap	Lap Time	T1	T2	T3	T4	Speed	Lap	Lap Time	T1	T2	T3	T4	Speed
1st 64 David MUÑOZ Red Bull MotoGP Roo SPA							4th 33 Izan GUEVARA Red Bull MotoGP Roo SPA						
Runs=1 Total laps=17 Full laps=15							Runs=1 Total laps=17 Full laps=13						
1	1'49.569	30.707	27.156	23.469	28.237	166.8	1	1'50.400	31.256	27.288	23.671	28.185	161.0
2	1'43.230	24.356	27.112	23.529	28.233	210.2	2	1'42.808	23.846	27.231	23.560	28.171	214.8
3	1'42.699	24.164	26.975	23.502	28.058	213.5	3	1'43.046	24.201	27.151	23.667	28.027	218.9
4	1'42.522	24.128	26.924	23.445	28.025	214.2	4	1'42.724	* 24.29*	26.863	23.501	28.064	216.9
5	1'42.553	23.946	26.893	23.600	28.114	212.8	5	1'42.492	* 23.772	27.116*	23.502	28.102	218.2
6	1'42.703	23.874	27.023	23.423	28.383	210.9	6	1'42.326	23.635	26.967	23.568	28.156	220.3
7	1'43.194	24.089	27.136	23.647	28.322	210.2	7	1'43.130	24.104	27.016	23.692	28.318	216.2
8	1'43.608	24.298	27.061	23.867	28.382	211.5	8	1'43.305	23.948	27.082	23.644	28.631	220.3
9	1'43.653	23.997	27.085	23.866	28.705	209.6	9	1'43.624	24.300	26.963	23.706	28.655	212.8
10	1'43.056	24.087	27.011	23.695	28.263	210.2	10	1'43.139	23.798	27.337	23.680	28.324	214.2
11	1'42.672	23.850	27.013	23.574	28.235	213.5	11	1'42.859	23.983	26.904	23.461	28.511	216.9
12	1'43.160	24.168	27.133	23.531	28.328	210.2	12	1'43.300	* 24.51*	26.965	23.688	28.131	213.5
13	1'43.906	24.355	27.056	23.717	28.778	210.2	13	1'43.677	24.270	27.000	23.986	28.421	217.5
14	1'43.469	* 24.60*	26.852	23.673	28.335	205.8	14	1'43.522	23.977	27.007	23.964	28.574	218.2
15	1'42.442	23.898	26.887	23.454	28.203	210.9	15	1'42.373	23.807	26.841	23.522	28.203	218.2
16	1'44.010	24.231	26.962	24.133	28.684	214.8	16	1'44.211	24.127	26.862	24.205	29.017	223.2
17	1'43.133	23.922	27.143	23.773	28.295	210.2	17	1'43.174	24.190	27.005	23.926	28.053	215.5
2nd 96 Daniel HOLGADO Red Bull MotoGP Roo SPA							5th 89 Marcos URIARTE Red Bull MotoGP Roo SPA						
Runs=1 Total laps=17 Full laps=15							Runs=1 Total laps=17 Full laps=14						
1	1'49.692	30.267	27.723	23.479	28.223	157.3	1	1'51.450	31.581	27.425	23.879	28.565	168.5
2	1'43.020	24.077	27.149	23.506	28.288	212.8	2	1'42.366	23.800	26.975	23.512	28.079	212.8
3	1'42.712	23.722	27.102	23.718	28.170	209.6	3	1'42.814	23.853	27.105	23.764	28.092	216.2
4	1'42.488	23.924	26.972	23.386	28.206	208.9	4	1'42.604	23.827	27.079	23.602	28.096	217.5
5	1'42.580	* 23.864	27.034	23.523	28.159*	210.2	5	1'42.425	23.768	27.106	23.639	27.912	216.2
6	1'43.107	23.838	27.279	23.414	28.576	208.9	6	1'42.656	23.832	27.098	23.632	28.094	220.3
7	1'43.250	24.260	26.979	23.555	28.456	215.5	7	1'42.844	* 23.98*	27.076	23.730	28.053	218.2
8	1'43.517	24.227	27.258	23.584	28.448	217.5	8	1'43.675	24.192	27.401	23.865	28.217	216.9
9	1'43.553	24.243	27.155	23.673	28.482	218.9	9	1'43.288	* 24.13*	27.164	23.725	28.261	221.0
10	1'42.948	24.201	26.890	23.522	28.335	213.5	10	1'43.277	24.241	26.920	23.971	28.145	217.5
11	1'43.027	24.221	26.844	23.545	28.417	217.5							
12	1'42.848	24.223	26.908	23.575	28.142	216.9							
13	1'43.645	24.109	27.179	24.034	28.323	216.2							
14	1'43.002	23.970	27.197	23.516	28.319	214.8							
15	1'42.919	23.965	27.065	23.446	28.443	209.6							
16	1'44.278	24.209	27.049	24.219	28.801	210.2							
17	1'43.068	24.114	26.983	23.738	28.233	216.9							
3rd 37 Pedro ACOSTA Red Bull MotoGP Roo SPA													
Runs=1 Total laps=17 Full laps=15													
1	1'49.630	30.458	27.211	23.420	28.541	160.2							
2	1'43.045	24.056	27.172	23.398	28.419	207.7							
3	1'42.722	23.957	26.996	23.470	28.299	209.6							
4	1'42.567	24.105	26.915	23.448	28.099	207.1							

Fastest Lap: Alex ESCRIG

Red Bull MotoGP Roo SPA

1'42.169

23.640

26.905

23.337

28.287

DORNA DATA PROCESSING TIMING SERVICE DORNA DATA PROCESSING TIMING SERVICE DORNA DATA PROCESSING TIMING SERVICE DORNA DATA PROCESSING TIMING SERVICE DORNA DATA PROCESSING TIMING SERVICE DORNA DATA PROCESSING TIMING SERVICE DORNA DATA PROCESSING TIMING SERVICE DORNA DATA PROCCEESSS

Race Nr. 2

RookiesCup

Lap	Lap Time	T1	T2	T3	T4	Speed	Lap	Lap Time	T1	T2	T3	T4	Speed
11	1'42.850	23.911	26.958	23.795	28.186	217.5	7	1'43.011	23.899	27.150	23.547	28.415	214.8
12	1'42.759	24.012	26.961	23.680	28.106	216.9	8	1'43.073	24.260	27.026	23.584	28.203	215.5
13	1'43.735	24.174	27.030	24.002	28.529	216.9	9	1'43.533	24.137	27.419	23.689	28.288	218.2
14	1'43.410	24.227	27.207	23.863	28.113	210.9	10	1'43.775	24.237	27.509	23.679	28.350	216.2
15	1'42.634	23.889	27.139	23.514	28.092	216.9	11	1'43.264	24.057	27.197	23.696	28.314	213.5
16	1'44.076	24.286	27.463	23.898	28.429	222.5	12	1'43.144 *	23.830	27.055	23.522	28.737*	210.9
17	1'43.287	24.180	27.194	23.901	28.012	214.2	13	1'43.236	24.011	27.238	23.640	28.347	208.3
14	1'42.827	23.855	27.056	23.674	28.242	210.2	15	1'42.870	23.905	27.112	23.588	28.265	215.5
16	1'43.593	23.850	27.409	23.755	28.579	214.2	16	1'43.593	23.850	27.409	23.755	28.579	214.2
17	1'43.623	24.224	27.120	23.896	28.383	218.2	17	1'43.623	24.224	27.120	23.896	28.383	218.2

6th 95 Collin VEIJER Red Bull MotoGP Roo NED							9th 84 Zonta VAN DEN GO Red Bull MotoGP Roo NED						
Runs=1 Total laps=17 Full laps=16							Runs=1 Total laps=17 Full laps=12						
1	1'51.450	31.703	27.468	23.688	28.591	170.6	1	1'51.110	31.087	27.324	24.017	28.682	159.5
2	1'42.439	23.936	27.008	23.460	28.035	212.2	2	1'42.683	23.786	26.971	23.585	28.341	214.8
3	1'42.889	23.939	27.054	23.755	28.141	218.9	3	1'43.281	24.170	27.045	23.813	28.253	212.8
4	1'42.548	23.917	27.147	23.387	28.097	217.5	4	1'42.421	23.797	27.067	23.482	28.075	216.2
5	1'42.507	23.843	27.061	23.621	27.982	218.2	5	1'42.776	23.823	27.059	23.639	28.255	216.9
6	1'42.730	23.915	27.086	23.570	28.159	218.9	6	1'42.608	23.687	27.067	23.547	28.307	214.2
7	1'43.211	23.971	27.157	23.611	28.472	218.2	7	1'42.974	23.904	27.068	23.596	28.406	212.8
8	1'42.913	24.104	26.975	23.549	28.285	212.8	8	1'43.087	24.211	26.938	23.711	28.227	214.2
9	1'43.489	24.188	27.071	23.708	28.522	219.6	9	1'43.323 *	24.137	27.288*	23.625	28.273	218.9
10	1'43.435	24.296	27.505	23.511	28.123	219.6	10	1'43.843	24.436	27.504	23.657	28.246	216.9
11	1'42.745	23.968	27.036	23.633	28.108	218.9	11	1'43.114	24.181	27.151	23.542	28.240	214.8
12	1'43.037	24.131	27.131	23.555	28.220	219.6	12	1'42.268 *	23.83*	26.909	23.377	28.151	210.2
13	1'43.591	24.139	27.152	23.934	28.366	218.9	13	1'43.418	24.161	27.201	23.687	28.369	218.2
14	1'43.481	24.309	26.998	23.843	28.331	217.5	14	1'43.685 *	24.50*	27.217	23.589	28.373	220.3
15	1'42.697	23.980	27.032	23.584	28.101	218.9	15	1'42.962	24.015	27.050	23.601	28.296	219.6
16	1'43.841	24.100	27.421	23.866	28.454	218.9	16	1'43.589	23.890	27.377	23.793	28.529	214.2
17	1'43.190	24.305	27.068	23.854	27.963	214.8	17	1'43.974 *	24.925	27.213*	23.601	28.235	220.3

7th 11 Alex ESCRIG Red Bull MotoGP Roo SPA							10th 24 Ivan ORTOLÁ Red Bull MotoGP Roo SPA						
Runs=1 Total laps=17 Full laps=14							Runs=1 Total laps=17 Full laps=15						
1	1'50.036	30.761	27.289	23.700	28.286	160.6	1	1'51.032	31.428	27.268	24.058	28.278	162.9
2	1'42.972	24.139	27.042	23.613	28.178	215.5	2	1'42.384	23.750	26.968	23.546	28.120	216.2
3	1'43.289	24.039	27.324	23.779	28.147	214.8	3	1'42.629	23.935	27.150	23.531	28.013	218.9
4	1'42.506 *	23.969	26.861	23.478	28.198*	216.9	4	1'42.395	23.855	26.966	23.475	28.099	218.9
5	1'42.580	24.047	26.899	23.510	28.124	218.9	5	1'42.807	23.846	26.869	23.863	28.229	217.5
6	1'42.169	23.640	26.905	23.337	28.287	217.5	6	1'42.696	24.003	27.013	23.674	28.006	209.6
7	1'43.650	24.027	26.992	23.706	28.925	216.2	7	1'43.025	24.084	27.051	23.690	28.200	218.2
8	1'43.448 *	24.05*	27.043	23.912	28.437	215.5	8	1'43.580	24.202	27.262	23.618	28.498	220.3
9	1'43.033	24.092	26.965	23.604	28.372	216.9	9	1'43.484	24.183	27.128	23.695	28.478	221.8
10	1'43.057	23.805	27.097	23.594	28.561	209.6	10	1'43.189	24.219	26.819	24.046	28.105	217.5
11	1'43.217	24.160	26.945	23.792	28.320	208.9	11	1'42.772	23.972	26.950	23.718	28.132	216.9
12	1'42.870	23.869	27.061	23.592	28.348	218.2	12	1'42.909	23.925	27.194	23.609	28.181	218.2
13	1'43.438	23.905	27.241	23.626	28.666	218.2	13	1'43.638	24.188	27.046	23.744	28.660	219.6
14	1'43.291	24.348	27.097	23.677	28.169	206.4	14	1'43.454	24.210	27.024	23.790	28.430	210.2
15	1'43.061	24.022	26.972	23.794	28.273	214.2	15	1'43.123 *	24.32*	27.033	23.619	28.151	210.9
16	1'44.167	24.249	27.508	23.609	28.801	218.2	16	1'43.821	24.037	27.436	23.679	28.669	220.3
17	1'43.989	24.016	26.985	24.775	28.213	218.2	17	1'46.990	23.957	26.942	26.829	29.262	218.2

8th 23 Alex MILLAN Red Bull MotoGP Roo SPA							11th 19 Scott OGDEN Red Bull MotoGP Roo GBR						
Runs=1 Total laps=17 Full laps=12							Runs=1 Total laps=17 Full laps=16						
1	1'51.631	31.858	27.741	23.685	28.347	162.9	1	1'51.812	31.914	27.741	23.812	28.345	165.6
2	1'42.668 *	23.948	27.032	23.496*	28.192	216.2	2	1'42.820	23.939	27.051	23.597	28.233	216.2
3	1'42.923 *	23.81*	27.133	23.701	28.274	213.5							
4	1'42.605	23.782	27.096	23.491	28.236	215.5							
5	1'42.606 *	23.678	27.092	23.559	28.277*	213.5							
6	1'42.560	23.738	27.139	23.468	28.215	216.2							

Fastest Lap:	Alex ESCRIG	Red Bull MotoGP Roo SPA	1'42.169	23.640	26.905	23.337	28.287
---------------------	-------------	-------------------------	----------	--------	--------	--------	--------

DORNA DATA PROCESSING TIMING SERVICE DORNA DATA PROCESSING TIMING SERVICE DORNA DATA PROCESSING TIMING SERVICE DORNA DATA PROCESSING TIMING SERVICE DORNA DATA PROCESSING TIMING SERVICE DORNA DATA PROCESSING TIMING SERVICE DORNA DATA PROCESSING TIMING SERVICE DORNA DATA PROCESSES



Race Nr. 2

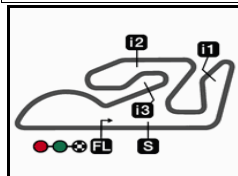
RookiesCup

Lap	Lap Time	T1	T2	T3	T4	Speed	Lap	Lap Time	T1	T2	T3	T4	Speed	
3	1'42.788	23.888	26.888	23.713	28.299	213.5	14th 88 Artem MARAEV Red Bull MotoGP Roo RUS Runs=1 Total laps=17 Full laps=13	1	1'52.740	32.274	27.888	23.995	28.583	170.1
4	1'42.658	23.858	27.019	23.572	28.209	216.2		2	1'43.876	24.048	27.472	23.728	28.628	214.2
5	1'43.473	23.886	27.434	23.661	28.492	215.5		3	1'43.718 *	24.15*	27.316	23.712	28.537	212.2
6	1'43.068	24.051	27.152	23.562	28.303	210.2		4	1'43.751 *	24.28*	27.288	23.569	28.614	212.2
7	1'43.719	23.972	27.447	23.652	28.648	210.2		5	1'43.920	24.241	27.206	23.844	28.629	209.6
8	1'43.213	24.117	27.180	23.617	28.299	208.3		6	1'44.311	24.202	27.397	23.914	28.798	215.5
9	1'43.362	23.995	27.057	23.636	28.674	210.9		7	1'45.591	24.466	27.386	24.387	29.352	211.5
10	1'43.566	24.044	27.269	23.640	28.613	209.6		8	1'44.594 *	24.59*	27.552	23.783	28.665	207.1
11	1'44.084	24.153	27.101	23.750	29.080	209.6		9	1'43.823	24.090	27.307	23.642	28.784	208.9
12	1'43.955	24.179	27.196	23.824	28.756	207.7		10	1'44.579	24.535	27.527	23.724	28.793	207.7
13	1'43.564	24.100	27.193	23.695	28.576	207.1		11	1'44.376	24.423	27.290	23.914	28.749	211.5
14	1'43.660	24.202	27.173	23.697	28.588	207.1		12	1'43.998	24.052	27.431	23.629	28.886	213.5
15	1'44.079	24.053	27.389	23.912	28.725	207.7		13	1'44.571	24.252	27.358	24.130	28.831	204.6
16	1'43.829	24.167	27.251	23.831	28.580	207.7		14	1'44.627	24.298	27.433	24.093	28.803	211.5
17	1'43.884	24.180	27.236	23.878	28.590	207.7		15	1'44.035	24.337	27.366	23.616	28.716	212.2
12th 13 Sho NISHIMURA Red Bull MotoGP Roo JPN Runs=1 Total laps=17 Full laps=16								15th 80 David ALONSO Red Bull MotoGP Roo COL Runs=1 Total laps=17 Full laps=13						
1	1'53.041	32.448	27.944	24.059	28.590	172.7		1	1'50.861	31.430	27.340	23.710	28.381	168.5
2	1'44.030	24.071	27.641	23.825	28.493	215.5	2	1'42.423	23.790	26.953	23.561	28.119	216.2	
3	1'43.882	24.236	27.370	23.860	28.416	215.5	3	1'42.643	23.952	27.137	23.444	28.110	217.5	
4	1'43.890	24.313	27.396	23.672	28.509	214.2	4	1'42.393	23.888	26.942	23.460	28.103	216.9	
5	1'43.733	24.148	27.321	23.744	28.520	213.5	5	1'42.749 *	23.853	26.886	23.669	28.341*	216.9	
6	1'43.734	24.123	27.441	23.749	28.421	214.2	6	1'42.587	23.786	27.099	23.531	28.171	215.5	
7	1'47.036	24.273	27.390	24.408	30.965	214.2	7	1'43.131	24.085	27.018	23.731	28.297	214.8	
8	1'44.609	24.388	27.529	23.997	28.695	211.5	8	1'43.470	24.172	27.085	23.771	28.442	214.2	
9	1'44.233	24.223	27.358	23.726	28.926	212.8	9	1'43.523	24.041	27.010	23.608	28.864	215.5	
10	1'44.314	24.321	27.324	23.914	28.755	210.2	10	1'43.780	24.777	27.261	23.532	28.210	212.2	
11	1'44.143	24.347	27.371	23.801	28.624	210.9	11	1'42.742	23.876	27.012	23.716	28.138	218.9	
12	1'43.883	24.084	27.385	23.754	28.660	210.9	12	1'42.923	24.059	27.097	23.637	28.130	218.9	
13	1'43.746	24.140	27.333	23.776	28.497	211.5	13	1'43.508	24.187	27.163	23.773	28.385	218.9	
14	1'43.912	24.159	27.207	23.815	28.731	212.8	14	1'43.450 *	24.235	26.931	23.679	28.605*	212.8	
15	1'44.069	24.143	27.286	23.736	28.904	214.2	15	1'42.491	23.858	26.830	23.530	28.273	215.5	
16	1'44.695	24.178	27.262	23.899	29.356	211.5	16	1'43.987	24.246	27.503	23.613	28.625	219.6	
17	1'44.503	24.130	27.507	24.143	28.723	211.5	unfinished		23.913	27.029			217.5	
13th 6 Phillip TONN Red Bull MotoGP Roo GER Runs=1 Total laps=17 Full laps=13							16th 7 Daniel MUÑOZ Red Bull MotoGP Roo SPA Runs=1 Total laps=12 Full laps=6							
1	1'52.192	32.167	27.692	23.852	28.481	171.4	1	1'51.254	32.126	27.375	23.581	28.172	166.4	
2	1'43.575 *	23.995	27.180*	23.738	28.662	214.8	2	1'42.319	23.897	26.909	23.485	28.028	218.9	
3	1'43.898	24.074	27.447	23.688	28.689	211.5	3	1'42.814	24.002	27.088	23.692	28.032	214.2	
4	1'44.152	24.244	27.493	23.623	28.792	210.9	4	1'42.285	23.962	26.903	23.474	27.946	221.0	
5	1'43.987	24.274	27.245	23.890	28.578	207.7	5	1'42.827 *	24.270	27.025	23.554	27.978*	216.9	
6	1'44.296	24.216	27.386	23.978	28.716	210.2	6	1'42.926	24.121	27.037	23.653	28.115	218.2	
7	1'45.778	24.271	27.549	24.649	29.309	207.7	7	1'43.362 *	23.985	27.103	23.645	28.629*	217.5	
8	1'44.565 *	24.553	27.416	23.786	28.810*	204.6	8	1'42.845	23.971	26.958	23.590	28.326	212.8	
9	1'44.036	24.358	27.165	23.877	28.636	206.4	9	1'43.698	24.584	27.330	23.564	28.220	216.9	
10	1'44.221	24.261	27.485	23.741	28.734	210.2	10	1'43.721 *	24.448	27.316	23.622	28.335*	218.2	
11	1'44.450	24.421	27.378	23.812	28.839	205.8	11	1'43.868 *	24.165	27.173*	23.807	28.723*	213.5	
12	1'44.316	24.349	27.329	23.864	28.774	207.7	12	1'50.696 P	24.174	27.560	25.246	33.716	208.9	

Fastest Lap: Alex ESCRIG Red Bull MotoGP Roo SPA **1'42.169** 23.640 26.905 23.337 28.287

DORNA DATA PROCESSING TIMING SERVICE DORNA DATA PROCESSING TIMING SERVICE DORNA DATA PROCESSING TIMING SERVICE DORNA DATA PROCESSING TIMING SERVICE DORNA DATA PROCESSING TIMING SERVICE DORNA DATA PROCESSING TIMING SERVICE DORNA DATA PROCESSING TIMING SERVICE DORNA DATA PROCESSING TIMING SERVICE DORNA DATA PROCCESSS





4005 m.

GRAN PREMIO MOTUL DE LA COMUNITAT VALENCIANA

Official Starting Grid

Race : 17 laps = 68.085 km

Rookies Cup



1

3
1'42.000
38 David SALVADOR
KTM

2

1'41.736
37 Pedro ACOSTA
KTM

1

1'41.565
96 Daniel HOLGADO
KTM

2

6
1'42.255
11 Alex ESCRIG
KTM

5

1'42.166
34 Mario AJI
KTM

4

1'42.089
33 Izan GUEVARA
KTM

3

9
1'42.572
23 Alex MILLAN
KTM

8

1'42.469
24 Ivan ORTOLÁ
KTM

7

1'42.370
84 Zonta VAN DEN GOORBERGH
KTM

4

12
1'42.672
7 Daniel MUÑOZ
KTM

11

1'42.607
80 David ALONSO
KTM

10

1'42.606
64 David MUÑOZ
KTM

5

15
1'43.057
95 Collin VEIJER
KTM

14

1'42.752
89 Marcos URIARTE
KTM

13

1'42.702
19 Scott OGDEN
KTM

6

18
1'43.706
13 Sho NISHIMURA
KTM

17

1'43.663
6 Phillip TONN
KTM

16

1'43.073
5 Tatchakorn BUASRI
KTM

7

19

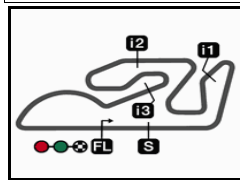
1'44.130
88 Artem MARAEV
KTM

The results are provisional until the end of the limit for protest and appeals and until the ratification of the Event Management Committee.

Time limit for protest expires 60' at the latest after publication of the results - Time:

DORNA DATA PROCESSING TIMING SERVICE DORNA DATA PROCESSING TIMING SERVICE DORNA DATA PROCESSING TIMING SERVICE DORNA DATA PROCESSING TIMING SERVICE DORNA DATA PROCESSING TIMING SERVICE DORNA DATA PROCESSING TIMING SERVICE DORNA DATA PROCESSING TIMING SERVICE DORNA DATA PROCESSING TIMING SERVICE DORNA DATA PROCESSING TIMING SERVICE DORNA DATA PROCCESSS





GRAN PREMIO MOTUL DE LA COMUNITAT VALENCIANA

Race Nr. 2

Analysis by Lap

4005 m.

Num Lap Time Gap

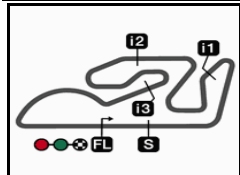
<u>Lap 1</u>			<u>Lap 4</u>			<u>Lap 7</u>			<u>Lap 10</u>			<u>Lap 13</u>			<u>Lap 16</u>					
64	1'49.569		96	1'42.488		37	1'42.915		37	1'43.438		33	1'43.677	0.565	33	1'43.841	0.557			
37	1'49.630	0.061	37	1'42.567	0.052	64	1'43.194	0.076	96	1'43.645	0.122	64	1'43.418	0.641	96	1'44.278	0.140			
96	1'49.692	0.123	64	1'42.522	0.108	80	1'43.131	0.393	33	1'43.630	0.365	80	1'43.236	1.764	80	1'43.987	0.215			
34	1'49.850	0.281	80	1'42.393	0.408	96	1'43.250	0.455	24	1'43.630	0.365	11	1'44.167	0.338	89	1'44.076	0.417			
11	1'50.036	0.467	24	1'42.395	0.528	33	1'43.130	0.532	19	1'43.630	0.365	19	1'44.167	0.338	37	1'44.468	0.417			
38	1'50.309	0.740	34	1'42.761	0.720	24	1'43.025	0.574	7	1'43.721	1.422	6	1'44.111	19.914	33	1'44.211	0.490			
33	1'50.400	0.831	7	1'42.285	0.760	89	1'42.844	0.765	84	1'43.843	1.477	24	1'43.821	0.492	95	1'43.841	0.557			
80	1'50.861	1.292	11	1'42.506	0.891	11	1'43.650	0.808	19	1'43.775	1.756	84	1'43.589	0.696	23	1'43.593	0.873			
24	1'51.032	1.463	33	1'42.724	1.066	95	1'43.211	1.380	19	1'43.566	3.850	19	1'43.829	7.204	6	1'44.671	20.447			
84	1'51.110	1.541	89	1'42.604	1.322	7	1'43.362	1.393	6	1'44.221	14.071	6	1'44.571	17.583	13	1'44.695	20.504			
7	1'51.254	1.685	95	1'42.548	1.414	84	1'42.974	1.459	88	1'44.579	14.274	88	1'44.546	20.610						
95	1'51.450	1.881	84	1'42.421	1.583	23	1'43.011	1.610	13	1'44.314	15.873									
29	1'51.450	1.881	23	1'42.605	1.915	19	1'43.719	3.944												
89	1'51.631	2.062	19	1'42.658	2.166	6	1'45.778	11.484												
19	1'51.812	2.243	5	1'43.793	5.896	88	1'45.591	11.513	<u>Lap 11</u>			64	1'42.672							
6	1'52.192	2.623	6	1'44.152	5.905	13	1'47.036	12.952	37	1'42.869	0.039	37	1'42.869	0.039	64	1'43.002				
5	1'52.375	2.806	88	1'43.751	6.173	34	2'06.805	24.631	33	1'42.859	0.394	33	1'42.859	0.394	11	1'43.291	0.167			
88	1'52.740	3.171	13	1'43.890	6.931				96	1'43.027	0.435	96	1'43.027	0.435	37	1'43.042	0.203			
13	1'53.041	3.472							11	1'43.217	0.498	11	1'43.217	0.498	64	1'43.469	0.605			
									24	1'42.772	0.534	24	1'42.772	0.534	24	1'43.454	0.605			
									89	1'42.850	0.790	89	1'42.850	0.790	89	1'43.410	0.764			
									80	1'42.742	0.843	80	1'42.742	0.843	80	1'43.450	0.794			
									95	1'42.745	0.897	95	1'42.745	0.897	33	1'43.522	0.963			
									84	1'43.114	1.761	84	1'43.114	1.761	95	1'43.481	1.076			
									23	1'43.264	2.190	23	1'43.264	2.190	84	1'43.685	1.202			
									7	1'43.868	2.460	7	1'43.868	2.460	23	1'42.827	1.467			
									19	1'44.084	5.104	19	1'44.084	5.104	19	1'43.660	6.353			
									6	1'44.450	15.691	6	1'44.450	15.691	6	1'44.444	18.722			
									88	1'44.376	15.820	88	1'44.376	15.820	13	1'43.912	18.797			
									13	1'44.143	17.186	13	1'44.143	17.186	88	1'44.627	19.086			
									<u>Lap 12</u>			96	1'42.919							
									37	1'43.089		37	1'42.803	0.087						
									64	1'43.160	0.032	64	1'42.442	0.128						
									96	1'42.848	0.155	96	1'42.442	0.128						
									66	1'42.848	0.155	11	1'43.061	0.309						
									11	1'42.870	0.240	80	1'42.491	0.366						
									24	1'42.909	0.315	33	1'42.373	0.417						
									89	1'42.759	0.421	89	1'42.634	0.479						
									33	1'43.300	0.566	24	1'43.123	0.809						
									80	1'42.923	0.638	95	1'42.697	0.854						
									95	1'43.037	0.806	84	1'42.962	1.245						
									84	1'42.268	0.901	23	1'42.870	1.418						
									23	1'43.144	2.206	19	1'44.079	7.513						
									19	1'43.955	5.931	6	1'44.111	19.914						
									7	1'50.696	10.028	13	1'44.069	19.947						
									88	1'43.998	16.690	88	1'44.069	19.947						
									6	1'44.316	16.879	88	1'44.035	20.202						
									13	1'43.883	17.941									
									<u>Lap 13</u>			64	1'44.010							
									11	1'43.438		96	1'44.278	0.140						
									96	1'43.645	0.122	80	1'43.987	0.215						
									64	1'43.906	0.260	11	1'44.167	0.338						
									24	1'43.638	0.275	89	1'44.076	0.417						
									37	1'43.963	0.285	37	1'44.468	0.417						
									80	1'43.508	0.468	33	1'44.211	0.490						
									89	1'43.735	0.478	24	1'43.821	0.492						

Lapped rider

DORNA DATA PROCESSING TIMING SERVICE DORNA DATA PROCESSING TIMING SERVICE DORNA DATA PROCESSING TIMING SERVICE DORNA DATA PROCESSING TIMING SERVICE DORNA DATA PROCESSING TIMING SERVICE DORNA DATA PROCESSING TIMING SERVICE DORNA DATA PROCESSING TIMING SERVICE DORNA DATA PROCESSING TIMING SERVICE DORNA DATA PROCESSING TIMING SERVICE DORNA DATA PROCCEESS



Circuit Ricardo Tormo



4005 m.

Results and timing service provided by **TISSOT**After the **GRAN PREMIO MOTUL DE LA COMUNITAT VALENCIANA****RookiesCup****2020 Riders Performance**

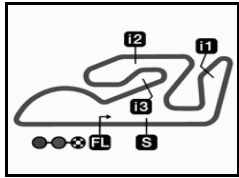
(Qualifying Position - Starting Position - Race Position)

Rider	Points	AUT	AUT	STY	STY	ARA	ARA	TER	TER	EUR	EUR	VAL	VAL						
1 ACOSTA Pedro	214	3	3	1	1	1	1	2	2	1	1	2	2						
		2-1	3-1	1-1	1-1	1-1	1-1	2-2	2-10	1-NC	1-2	2-14	2-3	-	-	-	-	-	-
2 MUÑOZ David	150	7	7	3	3	4	4	1	1	5	5	10	10						
		5-2	7-2	2-3	3-8	4-NC	4-NC	1-4	1-9	5-NC	5-3	10-1	10-1	-	-	-	-	-	-
3 ORTOLÁ Ivan	150	5	5	9	9	11	11	10	10	8	8	8	8						
		4-NC	5-6	9-5	9-2	11-3	11-3	10-1	10-3	8-NC	8-6	8-2	8-10	-	-	-	-	-	-
4 ALONSO David	137	4	4	5	5	3	3	9	9	13	13	11	11						
		3-4	4-4	4-4	5-4	3-5	3-2	9-3	9-1	13-NC	13-4	11-NC	11-NC	-	-	-	-	-	-
5 HOLGADO Daniel	133	6	6	4	4	2	2	3	3	2	2	1	1						
		12-3	6-3	3-2	4-NC	2-2	2-NC	3-NC	3-4	2-13	2-1	1-NC	1-2	-	-	-	-	-	-
6 SALVADOR David	124	10	10	10	10	6	6	6	6	3	3	3	3						
		9-5	10-16	10-7	10-5	6-4	6-5	6-5	6-8	3-1	3-7	3-3	3-NC	-	-	-	-	-	-
7 MUÑOZ Daniel	101	1	1	2	2	12	12	11	11	7	7	12	12						
		1-18	1-5	8-6	2-3	12-7	12-6	11-6	11-2	7-7	7-NL	12-10	12-NC	-	-	-	-	-	-
8 VAN DEN GOORBERGH Zonta	82	18	18	11	11	5	5	15	15	19	19	7	7						
		16-9	17-8	11-12	11-6	26-18	5-8	15-7	15-12	19-4	19-11	7-9	7-9	-	-	-	-	-	-
9 GUEVARA Izan	72			14	14	7	7	5	5	6	6	4	4						
		-	-	14-18	14-11	7-9	7-4	5-10	5-5	6-10	6-5	4-NC	4-4	-	-	-	-	-	-
10 VEIJER Collin	67	12	12	7	7	10	10	4	4	17	17	15	15						
		11-14	12-10	6-10	7-7	10-NC	10-9	4-NC	4-7	17-NC	17-8	15-6	15-6	-	-	-	-	-	-
11 AJI Mario	65	14	14	16	16	17	17	8	8	4	4	5	5						
		20-13	14-19	16-14	16-12	17-12	17-11	8-11	8-11	4-2	4-10	5-5	5-NC	-	-	-	-	-	-
12 URIARTE Marcos	59	9	9	NC	NC	14	14	7	7	11	11	14	14						
		7-12	9-17	-NS	-NS	14-15	14-10	7-9	7-6	11-NC	11-9	14-4	14-5	-	-	-	-	-	-
13 VAN EERDE Billy	58	20	20	8	8	9	9	13	13	14	14	20	20						
		18-15	19-7	7-11	8-NC	9-6	9-7	13-8	13-NC	14-3	14-NL	-NS	-NS	-	-	-	-	-	-

NC=Not classified NL=Not finished first lap NP=Not started race re-start N2=Not finished first lap race re-start EX=Excluded NS=Not Started DS=Disqualified

DORNA DATA PROCESSING TIMING SERVICE DORNA DATA PROCESSING TIMING SERVICE DORNA DATA PROCESSING TIMING SERVICE DORNA DATA PROCESSING TIMING SERVICE DORNA DATA PROCESSING TIMING SERVICE DORNA DATA PROCESSING TIMING SERVICE DORNA DATA PROCESSING TIMING SERVICE DORNA DATA PROCESSING TIMING SERVICE DORNA DATA PROCESSING TIMING SERVICE DORNA DATA PROCESSING





4005 m.

GRAN PREMIO MOTUL DE LA COMUNITAT VALENCIANA

Championship Classification

Rider	Nation	Points	AUT	AUT	STY	STY	ARA	ARA	TER	TER	EUR	EUR	VAL	VAL
1 ACOSTA Pedro	SPA	214	25	25	25	25	25	25	20	6	-	20	2	16
2 MUÑOZ David	SPA	150	20	20	16	8	-	-	13	7	-	16	25	25
3 ORTOLÁ Ivan	SPA	150	-	10	11	20	16	16	25	16	-	10	20	6
4 ALONSO David	COL	137	13	13	13	13	11	20	16	25	-	13	-	-
5 HOLSADO Daniel	SPA	133	16	16	20	-	20	-	-	13	3	25	-	20
6 SALVADOR David	SPA	124	11	0	9	11	13	11	11	8	25	9	16	-
7 MUÑOZ Daniel	SPA	101	0	11	10	16	9	10	10	20	9	-	6	-
8 VAN DEN GOORBERGH Zor	NED	82	7	8	4	10	0	8	9	4	13	5	7	7
9 GUEVARA Izan	SPA	72	-	-	0	5	7	13	6	11	6	11	-	13
10 VEIJER Collin	NED	67	2	6	6	9	-	7	-	9	-	8	10	10
11 AJI Mario	INA	65	3	0	2	4	4	5	5	5	20	6	11	-
12 URIARTE Marcos	SPA	59	4	0	-	-	1	6	7	10	-	7	13	11
13 VAN EERDE Billy	AUS	58	1	9	5	-	10	9	8	-	16	-	-	-
14 ESCRIG Alex	SPA	42	-	1	3	-	3	-	2	0	11	4	9	9
15 MILLAN Alex	SPA	42	6	0	1	6	0	3	-	1	7	2	8	8
16 BERTELLE Matteo	ITA	41	8	7	-	-	8	-	3	2	10	3	-	-
17 DETTWILER Noah	SWI	39	10	2	8	7	2	2	0	0	8	-	-	-
18 OGDEN Scott	GBR	34	5	3	-	-	5	4	4	3	-	-	5	5
19 PLANQUES Gabin	FRA	24	9	5	7	2	-	1	0	0	-	-	-	-
20 BUASRI Tatchakorn	THA	16	-	-	-	-	6	0	1	-	5	0	4	-
21 MARAEV Artem	RUS	10	-	0	0	3	0	0	0	0	2	0	3	2
22 NISHIMURA Sho	JPN	8	0	4	0	-	-	-	-	-	-	-	-	4
23 LUNETTA Luca	ITA	6	-	0	-	1	0	0	0	0	4	1	-	-
24 TONN Phillip	GER	3	-	0	-	0	0	-	-	0	-	-	-	3
25 PERRIN Bartholomé	FRA	0	0	0	0	0	0	0	0	0	-	-	-	-
26 LANDERS Rocco	USA	0	0	0	-	0	-	-	-	-	-	-	-	-

