garve International Circ

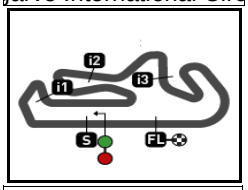

4592 m.

Results and timing service provided by TISSOT

RookiesCup

GRANDE PRÉMIO 888 DE PORTUGAL
Free Practice Nr. 2
Classification

		Rider	Nation	Team	Motorcycle	Time	Lap	Total	Gap		Top Speed
1	64	**David MUÑOZ**	SPA	Red Bull MotoGP Rookies Cup	KTM	**1'52.251**	13	14			**214.2**
2	89	**Marcos URIARTE**	SPA	Red Bull MotoGP Rookies Cup	KTM	**1'52.273**	14	15	0.022	0.022	**220.4**
3	23	**Alex MILLAN**	SPA	Red Bull MotoGP Rookies Cup	KTM	**1'52.341**	8	16	0.090	0.068	**220.8**
4	80	**David ALONSO**	COL	Red Bull MotoGP Rookies Cup	KTM	**1'52.459**	7	15	0.208	0.118	**219.9**
5	96	**Daniel HOLGADO**	SPA	Red Bull MotoGP Rookies Cup	KTM	**1'52.695**	9	16	0.444	0.236	**215.5**
6	92	**Diogo MOREIRA**	BRA	Red Bull MotoGP Rookies Cup	KTM	**1'52.752**	3	15	0.501	0.057	**216.4**
7	28	**Matteo BERTELLE**	ITA	Red Bull MotoGP Rookies Cup	KTM	**1'52.763**	10	15	0.512	0.011	**215.5**
8	95	**Collin VEIJER**	NED	Red Bull MotoGP Rookies Cup	KTM	**1'52.812**	11	16	0.561	0.049	**219.5**
9	19	**Scott OGDEN**	GBR	Red Bull MotoGP Rookies Cup	KTM	**1'52.935**	7	16	0.684	0.123	**218.6**
10	7	**Daniel MUÑOZ**	SPA	Red Bull MotoGP Rookies Cup	KTM	**1'53.009**	8	16	0.758	0.074	**221.3**
11	24	**Ivan ORTOLÁ**	SPA	Red Bull MotoGP Rookies Cup	KTM	**1'53.035**	12	15	0.784	0.026	**213.4**
12	58	**Luca LUNETTA**	ITA	Red Bull MotoGP Rookies Cup	KTM	**1'53.267**	8	15	1.016	0.232	**223.1**
13	77	**Filippo FARIOLI**	ITA	Red Bull MotoGP Rookies Cup	KTM	**1'53.604**	10	16	1.353	0.337	**211.7**
14	34	**Mario AJI**	INA	Red Bull MotoGP Rookies Cup	KTM	**1'53.665**	8	12	1.414	0.061	**216.4**
15	21	**Demis MIHAILA**	ITA	Red Bull MotoGP Rookies Cup	KTM	**1'53.703**	8	16	1.452	0.038	**219.0**
16	13	**Sho NISHIMURA**	JPN	Red Bull MotoGP Rookies Cup	KTM	**1'53.740**	8	15	1.489	0.037	**216.8**
17	5	**Tatchakorn BUASRI**	THA	Red Bull MotoGP Rookies Cup	KTM	**1'53.858**	12	13	1.607	0.118	**216.0**
18	29	**Harrison VOIGHT**	AUS	Red Bull MotoGP Rookies Cup	KTM	**1'53.986**	10	13	1.735	0.128	**217.3**
19	55	**Noah DETTWILER**	SWI	Red Bull MotoGP Rookies Cup	KTM	**1'54.340**	13	13	2.089	0.354	**216.4**
20	78	**Jakob ROSENTHALER**	AUT	Red Bull MotoGP Rookies Cup	KTM	**1'54.358**	11	16	2.107	0.018	**213.4**
21	48	**Gabin PLANQUES**	FRA	Red Bull MotoGP Rookies Cup	KTM	**1'54.460**	7	11	2.209	0.102	**213.0**
22	14	**Cormac BUCHANAN**	NZE	Red Bull MotoGP Rookies Cup	KTM	**1'55.029**	10	15	2.778	0.569	**210.5**
23	8	**Eddie O'SHEA**	GBR	Red Bull MotoGP Rookies Cup	KTM	**1'55.293**	15	15	3.042	0.264	**210.5**
24	9	**Freddie HEINRICH**	GER	Red Bull MotoGP Rookies Cup	KTM	**1'55.359**	9	13	3.108	0.066	**212.5**
25	39	**Bartholomé PERRIN**	FRA	Red Bull MotoGP Rookies Cup	KTM	**1'55.434**	11	14	3.183	0.075	**214.7**
26	42	**Soma GÖRBE**	HUN	Red Bull MotoGP Rookies Cup	KTM	**1'56.382**	5	14	4.131	0.948	**216.4**

Practice condition: **Dry**
Air: 21°
Humidity: 69%
Ground: 36°

Fastest Lap:	Lap: 13	**David MUÑOZ**	**1'52.251**	147.2 Km/h
Best Race Lap:		**New track layout**		
All Time Lap Record:	2021	**David MUÑOZ**	**1'52.251**	147.2 Km/h

The results are provisional until the end of the limit for protest and appeals.

Time limit for protest expires 30' after publication of the results - ..... Time: .....

DORNA DATA PROCESSING .TIMING SERVICE DORNA DATA PROCESSING TIMING SERVICE DORNA DATA PROCESSING TIMING SERVICE DORNA DATA PROCESSING TIMING SERVICE DORNA DATA PROCESSING TIMING SERVICE DORNA DATA PROCESSING TIMING SERVICE DORNA DATA PROCCEESSS

Portimao, Friday, April 16, 2021

garve International Circ Results and timing service provided by TISSOT

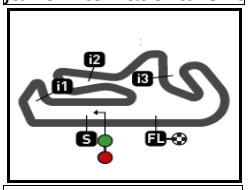

4592 m.

RookiesCup

GRANDE PRÉMIO 888 DE PORTUGAL

Free Practice Nr. 2

Top Speed & Average

	Rider	Nation	Motorcycle	Top 5 speeds					Average	Top
58	**Luca LUNETTA**	**ITA**	KTM	223.1	219.5	217.7	217.3	216.8	218.5	**223.1**
7	**Daniel MUÑOZ**	**SPA**	KTM	221.3	216.0	215.5	215.1	214.2	216.4	**221.3**
23	**Alex MILLAN**	**SPA**	KTM	220.8	217.7	216.8	216.8	216.4	217.7	**220.8**
89	**Marcos URIARTE**	**SPA**	KTM	220.4	216.4	216.0	215.5	213.8	216.4	**220.4**
80	**David ALONSO**	**COL**	KTM	219.9	214.7	214.2	214.2	214.2	215.2	**219.9**
95	**Collin VEIJER**	**NED**	KTM	219.5	216.4	216.0	215.5	215.1	216.3	**219.5**
21	**Demis MIHAILA**	**ITA**	KTM	219.0	218.6	217.3	217.3	216.8	217.8	**219.0**
19	**Scott OGDEN**	**GBR**	KTM	218.6	217.3	217.3	216.4	215.1	216.9	**218.6**
29	**Harrison VOIGHT**	**AUS**	KTM	217.3	212.5	212.5	212.5	212.1	213.4	**217.3**
13	**Sho NISHIMURA**	**JPN**	KTM	216.8	216.0	214.7	214.7	212.1	214.9	**216.8**
34	**Mario AJI**	**INA**	KTM	216.4	214.2	213.4	213.0	211.3	213.7	**216.4**
42	**Soma GÖRBE**	**HUN**	KTM	216.4	215.1	214.2	213.0	212.5	214.2	**216.4**
55	**Noah DETTWILER**	**SWI**	KTM	216.4	214.2	210.9	210.1	209.7	212.3	**216.4**
92	**Diogo MOREIRA**	**BRA**	KTM	216.4	214.2	214.2	213.0	213.0	214.0	**216.4**
5	**Tatchakorn BUASRI**	**THA**	KTM	216.0	214.7	214.2	213.8	213.8	214.4	**216.0**
28	**Matteo BERTELLE**	**ITA**	KTM	215.5	213.8	210.9	210.1	208.4	210.5	**215.5**
96	**Daniel HOLGADO**	**SPA**	KTM	215.5	213.8	213.4	213.4	213.0	213.8	**215.5**
39	**Bartholomé PERRIN**	**FRA**	KTM	214.7	213.0	209.3	208.8	208.8	210.9	**214.7**
64	**David MUÑOZ**	**SPA**	KTM	214.2	211.3	210.9	210.5	209.7	211.3	**214.2**
24	**Ivan ORTOLÁ**	**SPA**	KTM	213.4	212.1	210.1	210.1	210.1	211.0	**213.4**
78	**Jakob ROSENTHALER**	**AUT**	KTM	213.4	212.5	211.7	211.3	210.9	212.0	**213.4**
48	**Gabin PLANQUES**	**FRA**	KTM	213.0	213.0	212.1	211.7	210.9	212.1	**213.0**
9	**Freddie HEINRICH**	**GER**	KTM	212.5	211.3	210.5	210.5	208.4	210.6	**212.5**
77	**Filippo FARIOLI**	**ITA**	KTM	211.7	211.7	210.5	210.1	210.1	210.7	**211.7**
8	**Eddie O'SHEA**	**GBR**	KTM	210.5	210.5	210.5	210.5	210.1	210.4	**210.5**
14	**Cormac BUCHANAN**	**NZE**	KTM	210.5	209.3	208.8	206.8	206.5	208.4	**210.5**

DORNA DATA PROCESSING ,TIMING SERVICE DORNA DATA PROCESSING TIMING SERVICE DORNA DATA PROCESSING TIMING SERVICE DORNA DATA PROCESSING TIMING SERVICE DORNA DATA PROCESSING TIMING SERVICE DORNA DATA PROCESSING TIMING SERVICE DORNA DATA PROCESSING TIMING SERVICE DORNA DATA PROCCEESSS

Portimao, Friday, April 16, 2021

garve International Circ

Results and timing service provided by TISSOT

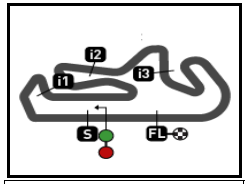

4592 m.

GRANDE PRÉMIO 888 DE PORTUGAL

Free Practice Nr. 2

Best Partial Times

RookiesCup

IT *Ideal Lap Time, sum of the best partial times* ***BT*** *Best Lap Time*

T1			T2		T3		T4	
Pos	Rider	Time	Rider	Time	Rider	Time	Rider	Time
1	D.MOREIRA	24.367	D.MUÑOZ	35.259	D.HOLGADO	16.522	M.URIARTE	35.481
2	**D.MUÑOZ**	**24.446**	**D.ALONSO**	**35.318**	**S.OGDEN**	**16.582**	**A.MILLAN**	**35.656**
3	A.MILLAN	24.472	A.MILLAN	35.408	A.MILLAN	16.592	S.OGDEN	35.729
4	**C.VEIJER**	**24.473**	**I.ORTOLÁ**	**35.485**	**I.ORTOLÁ**	**16.616**	**C.VEIJER**	**35.741**
5	D.ALONSO	24.479	M.BERTELLE	35.510	D.MUÑOZ	16.621	D.ALONSO	35.742
6	**D.HOLGADO**	**24.493**	**C.VEIJER**	**35.530**	**D.MOREIRA**	**16.632**	**L.LUNETTA**	**35.755**
7	M.URIARTE	24.497	M.URIARTE	35.554	F.FARIOLI	16.637	M.BERTELLE	35.764
8	**D.MUÑOZ**	**24.529**	**D.HOLGADO**	**35.589**	**D.ALONSO**	**16.639**	**D.MIHAILA**	**35.765**
9	S.OGDEN	24.565	F.FARIOLI	35.646	D.MUÑOZ	16.661	D.MOREIRA	35.768
10	**M.AJI**	**24.573**	**D.MUÑOZ**	**35.701**	**M.URIARTE**	**16.663**	**D.MUÑOZ**	**35.807**
11	M.BERTELLE	24.600	S.OGDEN	35.709	C.VEIJER	16.693	D.MUÑOZ	35.834
12	**T.BUASRI**	**24.651**	**D.MOREIRA**	**35.723**	**M.AJI**	**16.736**	**D.HOLGADO**	**35.956**
13	I.ORTOLÁ	24.652	L.LUNETTA	35.825	M.BERTELLE	16.737	I.ORTOLÁ	36.065
14	**L.LUNETTA**	**24.676**	**S.NISHIMURA**	**35.831**	**H.VOIGHT**	**16.739**	**J.ROSENTHALE**	**36.072**
15	D.MIHAILA	24.723	M.AJI	35.864	D.MIHAILA	16.771	H.VOIGHT	36.104
16	**H.VOIGHT**	**24.776**	**D.MIHAILA**	**35.898**	**L.LUNETTA**	**16.777**	**F.FARIOLI**	**36.136**
17	J.ROSENTHALE	24.791	N.DETTWILER	36.006	J.ROSENTHALE	16.809	M.AJI	36.159
18	**S.NISHIMURA**	**24.814**	**G.PLANQUES**	**36.032**	**G.PLANQUES**	**16.832**	**T.BUASRI**	**36.221**
19	F.FARIOLI	24.900	T.BUASRI	36.071	S.NISHIMURA	16.833	S.NISHIMURA	36.251
20	**N.DETTWILER**	**24.951**	**H.VOIGHT**	**36.142**	**F.HEINRICH**	**16.846**	**N.DETTWILER**	**36.386**
21	E.O'SHEA	25.022	J.ROSENTHALE	36.142	C.BUCHANAN	16.873	C.BUCHANAN	36.392
22	**F.HEINRICH**	**25.023**	**C.BUCHANAN**	**36.311**	**T.BUASRI**	**16.875**	**F.HEINRICH**	**36.437**
23	G.PLANQUES	25.042	E.O'SHEA	36.368	B.PERRIN	16.879	G.PLANQUES	36.475
24	**S.GÖRBE**	**25.168**	**B.PERRIN**	**36.438**	**E.O'SHEA**	**16.891**	**E.O'SHEA**	**36.662**

Pos	Rider	IT	BT	
1	**A.MILLAN**	1'52.128	1'52.341	(3)
2	**D.ALONSO**	1'52.178	1'52.459	(4)
3	**M.URIARTE**	1'52.195	1'52.273	(2)
4	**D.MUÑOZ**	1'52.216	1'52.251	(1)
5	**C.VEIJER**	1'52.437	1'52.812	(8)
6	**D.MOREIRA**	1'52.490	1'52.752	(6)
7	**D.HOLGADO**	1'52.560	1'52.695	(5)
8	**S.OGDEN**	1'52.585	1'52.935	(9)
9	**M.BERTELLE**	1'52.611	1'52.763	(7)
10	**D.MUÑOZ**	1'52.642	1'53.009	(10)
11	**I.ORTOLÁ**	1'52.818	1'53.035	(11)
12	**L.LUNETTA**	1'53.033	1'53.267	(12)
13	**D.MIHAILA**	1'53.157	1'53.703	(15)
14	**F.FARIOLI**	1'53.319	1'53.604	(13)
15	**M.AJI**	1'53.332	1'53.665	(14)
16	**S.NISHIMURA**	1'53.729	1'53.740	(16)
17	**H.VOIGHT**	1'53.761	1'53.986	(18)
18	**J.ROSENTHAL**	1'53.814	1'54.358	(20)
19	**T.BUASRI**	1'53.818	1'53.858	(17)
20	**N.DETTWILER**	1'54.254	1'54.340	(19)
21	**G.PLANQUES**	1'54.381	1'54.460	(21)
22	**C.BUCHANAN**	1'54.754	1'55.029	(22)
23	**F.HEINRICH**	1'54.807	1'55.359	(24)
24	**E.O'SHEA**	1'54.943	1'55.293	(23)

DORNA DATA PROCESSING .TIMING SERVICE DORNA DATA PROCESSING TIMING SERVICE DORNA DATA PROCESSING TIMING SERVICE DORNA DATA PROCESSING TIMING SERVICE DORNA DATA PROCESSING TIMING SERVICE DORNA DATA PROCESSING TIMING SERVICE DORNA DATA PROCESSING TIMING SERVICE DORNA DATA PROCCESSS

garve International Circ

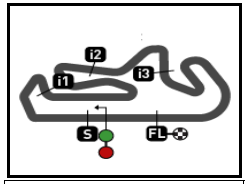

4592 m.

Results and timing service provided by TISSOT

RookiesCup

GRANDE PRÉMIO 888 DE PORTUGAL

Free Practice Nr. 2

Best Partial Times

IT *Ideal Lap Time, sum of the best partial times* ***BT*** *Best Lap Time*

T1			T2		T3			T4							
Pos	*Rider*	*Time*	*Rider*	*Time*	*Rider*	*Time*	*Rider*	*Time*	*Pos*	*Rider*	*IT*	*BT*	
25	C.BUCHANAN	25.178	S.GÖRBE	36.467	N.DETTWILER	16.911	B.PERRIN	36.673	25	**B.PERRIN**	1'55.434	1'55.434	(25)
26	**B.PERRIN**	**25.444**	**F.HEINRICH**	**36.501**	**S.GÖRBE**	**17.085**	**S.GÖRBE**	**37.195**	26	**S.GÖRBE**	1'55.915	1'56.382	(26)

DORNA DATA PROCESSING .TIMING SERVICE DORNA DATA PROCESSING TIMING SERVICE DORNA DATA PROCESSING TIMING SERVICE DORNA DATA PROCESSING TIMING SERVICE DORNA DATA PROCESSING TIMING SERVICE DORNA DATA PROCESSING TIMING SERVICE DORNA DATA PROCESSING TIMING SERVICE DORNA DATA PROCCEESSS

garve International Circ

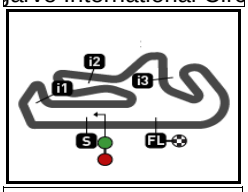

4592 m.

Results and timing service provided by TISSOT

RookiesCup

GRANDE PRÉMIO 888 DE PORTUGAL

Free Practice Nr. 2

Fastest Laps Sequence

Practice Time		Rider	Nation	Motorcycle	Time	Km/h	Rider's Lap
4'16.171	89	**Marcos URIARTE**	SPA	KTM	**1'54.157**	144.8	2
4'31.415	92	**Diogo MOREIRA**	BRA	KTM	**1'53.259**	145.9	2
6'24.167	92	**Diogo MOREIRA**	BRA	KTM	**1'52.752**	146.6	3
14'30.617	80	**David ALONSO**	COL	KTM	**1'52.459**	146.9	7
16'23.348	23	**Alex MILLAN**	SPA	KTM	**1'52.341**	147.1	8
29'45.001	89	**Marcos URIARTE**	SPA	KTM	**1'52.273**	147.2	14
29'48.424	64	**David MUÑOZ**	SPA	KTM	**1'52.251**	147.2	13

DORNA DATA PROCESSING _TIMING SERVICE DORNA DATA PROCESSING TIMING SERVICE DORNA DATA PROCESSING TIMING SERVICE DORNA DATA PROCESSING TIMING SERVICE DORNA DATA PROCESSING TIMING SERVICE DORNA DATA PROCESSING TIMING SERVICE DORNA DATA PROCESSING TIMING SERVICE DORNA DATA PROCESSING TIMING SERVICE DORNA DATA PROCCEESSS

Portimao, Friday, April 16, 2021

garve International Circ

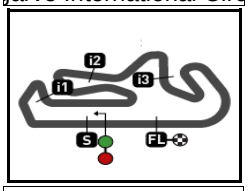

4592 m.

Results and timing service provided by TISSOT

RookiesCup

GRANDE PRÉMIO 888 DE PORTUGAL

Free Practice Nr. 2

Chronological Analysis of Performances

** Lap / Sector time cancelled* — ***T1*** *Time from finish line to 1st intermediate* — ***T3*** *Time from 2nd intermed. to 3rd intermed.*

P *Crossing the finish line in pit lane* — ***T2*** *Time from 1st intermed. to 2nd intermed.* — ***T4*** *Time from 3rd intermediate to finish line*

1st 64 David MUÑOZ — Red Bull MotoGP Roo SPA

Runs=3 Total laps=14 Full laps=8

Lap	Lap Time		T1	T2	T3	T4	Speed
1	3'03.214		31.862	39.235	17.704	52.120	
2	**1'57.770**		25.706	37.016	17.163	37.885	206.1
3	**1'53.700**		24.954	35.805	16.889	36.052	208.0
4	1'57.899	P	25.171	35.803	16.763	40.162	210.5
5	5'03.285		28.891	37.255	17.166	36.679	
6	**1'53.211**		24.884	35.551	16.768	36.008	208.4
7	**1'52.933**		24.643	35.550	16.933	35.807	206.8
8	**1'52.860**		24.668	35.389	16.741	36.062	207.2
9	1'58.342	P	24.764	35.374	16.727	41.477	204.9
10	2'37.511		34.663	38.602	18.059	38.268	
11	**1'52.750**		24.717	35.428	16.750	35.855	211.3
12	**1'52.698**		24.635	35.390	16.817	35.856	209.7
13	**1'52.251**		24.529	35.259	16.621	35.842	210.9
14	1'58.771	*	26.541*	37.090	17.837*	37.299	214.2

2nd 89 Marcos URIARTE — Red Bull MotoGP Roo SPA

Runs=3 Total laps=15 Full laps=10

Lap	Lap Time		T1	T2	T3	T4	Speed
1	2'22.014		30.822	37.746	17.826	37.565	
2	**1'54.157**		25.084	36.073	16.810	36.190	205.7
3	**2'10.432**		26.265	46.854	18.954	38.359	206.8
4	**1'52.984**		24.764	35.766	16.816	35.638	211.7
5	**1'59.227**		24.933	36.701	17.320	40.273	215.5
6	2'02.953	P	24.657	35.997	17.294	45.005	216.0
7	2'28.945		30.127	36.700	17.022	36.597	
8	**1'57.552**		24.729	38.643	17.733	36.447	208.4
9	2'02.525	P	24.688	35.951	16.824	45.062	210.1
10	3'20.552		23.996	36.491	17.147	36.402	
11	**1'55.659**		24.832	37.215	17.040	36.572	213.8
12	**1'53.036**		24.826	35.554	16.724	35.932	210.1
13	**1'52.692**		24.677	35.657	16.718	35.640	211.7
14	**1'52.273**		24.497	35.632	16.663	35.481	216.4
15	**1'57.465**		26.541	37.249	17.267	36.408	220.4

3rd 23 Alex MILLAN — Red Bull MotoGP Roo SPA

Runs=1 Total laps=16 Full laps=14

Lap	Lap Time		T1	T2	T3	T4	Speed
1	2'54.917		43.596	43.533	17.535	43.479	
2	**2'02.415**		25.090	42.906	17.973	36.446	213.0
3	**1'53.833**		24.846	35.878	16.931	36.178	213.8
4	**1'53.145**		24.801	35.789	16.742	35.813	215.1
5	**2'00.704**		25.350	39.440	17.658	38.256	213.8
6	**1'53.434**		24.726	35.733	16.850	36.125	217.7
7	**1'52.559**		24.472	35.582	16.646	35.859	220.8
8	**1'52.341**		24.538	35.506	16.641	35.656	215.5
9	**1'56.599**		24.691	36.972	17.469	37.467	212.5
10	**1'54.360**		24.613	35.939	17.471	36.337	216.8
11	**1'52.843**		24.877	35.512	16.592	35.862	210.5
12	**1'52.343**		24.531	35.408	16.610	35.794	215.1
13	**1'55.864**		24.748	36.177	16.800	38.139	216.4
14	**1'57.909**		27.346	37.713	16.876	35.974	208.4
15	**1'53.511**		24.700	35.590	17.182	36.039	216.8
16	1'53.943	*	24.731	35.714*	17.179	36.319	216.0

4th 80 David ALONSO — Red Bull MotoGP Roo COL

Runs=2 Total laps=15 Full laps=12

Lap	Lap Time		T1	T2	T3	T4	Speed
1	2'53.526		33.019	38.053	17.328	38.079	
2	**2'03.235**		24.912	44.921	17.148	36.254	211.7
3	**1'53.152**		24.672	35.711	16.639	36.130	219.9
4	**1'53.268**		24.644	35.670	16.895	36.059	214.2
5	**2'01.691**		26.418	39.232	17.645	38.396	212.1
6	**1'53.286**		24.666	35.708	16.859	36.053	214.2
7	**1'52.459**		24.555	35.471	16.691	35.742	213.8
8	**1'52.719**		24.479	35.565	16.856	35.819	214.7
9	**1'56.395**		24.966	36.259	17.625	37.545	212.1
10	**1'54.485**		24.631	36.012	17.267	36.575	214.2
11	**1'52.590**		24.644	35.404	16.653	35.889	211.7
12	**1'52.468**		24.551	35.318	16.640	35.959	213.8
13	2'02.237	P	24.805	36.212	17.147	44.073	214.2
14	3'34.880		33.787	37.532	17.024	36.632	
15	**1'52.600**		24.677	35.458	16.715	35.750	213.4

5th 96 Daniel HOLGADO — Red Bull MotoGP Roo SPA

Runs=1 Total laps=16 Full laps=13

Lap	Lap Time		T1	T2	T3	T4	Speed
1	3'03.989		32.187	38.272	17.661	46.624	
2	**1'57.768**		25.076	36.606	17.213	38.873	213.4
3	**1'53.317**		24.850	35.767	16.744	35.956	213.0
4	**1'53.017**		24.700	35.670	16.663	35.984	215.5
5	**1'54.872**		24.564	36.141	17.017	37.150	213.4
6	**1'53.904**		24.885	35.919	16.789	36.311	211.3
7	**1'53.099**		24.611	35.726	16.725	36.037	208.4
8	**1'54.851**		24.735	36.938	16.693	36.485	209.7
9	**1'52.695**		24.493	35.709	16.522	35.971	213.8
10	**1'54.303**		25.119	36.171	16.698	36.315	209.3
11	**1'52.927**		24.627	35.691	16.630	35.979	208.8
12	**1'53.765**		24.559	35.589	16.685	36.932	210.5
13	1'58.321	*	25.886	36.798*	17.004	38.633	209.3
14	1'54.324	*	24.886	35.784	16.667	36.987*	210.1
15	**1'53.388**		24.716	35.696	16.679	36.297	210.9
16	**1'54.655**		24.973	35.882	16.931	36.869	211.7

Fastest Lap: David MUÑOZ — Red Bull MotoGP Roo SPA — **1'52.251** — 24.529 — 35.259 — 16.621 — 35.842

DORNA DATA PROCESSING ,TIMING SERVICE DORNA DATA PROCESSING TIMING SERVICE DORNA DATA PROCESSING TIMING SERVICE DORNA DATA PROCESSING TIMING SERVICE DORNA DATA PROCESSING TIMING SERVICE DORNA DATA PROCESSING TIMING SERVICE DORNA DATA PROCESSING TIMING SERVICE DORNA DATA PROCCEESSS

Portimao, Friday, April 16, 2021

Free Practice Nr. 2

RookiesCup

6th 92 Diogo MOREIRA — Red Bull MotoGP Roo BRA

Runs=2 Total laps=15 Full laps=9

Lap	Lap Time		T1	T2	T3	T4	Speed
1	2'38.156		31.498	37.472	16.938	37.331	
2	**1'53.259**		24.760	35.911	16.699	35.889	214.2
3	**1'52.752**		24.544	35.743	16.697	35.768	212.5
4	**1'58.144**		24.470	36.074	17.100	40.500	214.2
5	**1'53.618**		24.367	35.723	16.756	36.772	216.4
6	2'05.099	P	24.737	40.772	17.090	42.500	212.1
7	2'26.816		28.912	36.248	16.792	36.174	
8	1'52.982	*	24.720	35.666*	16.632	35.964	212.1
9	**2'03.186**		24.630	36.455	17.291	44.810	212.1
10	1'53.314	*	24.589	35.797	16.802	36.126*	213.0
11	**1'58.640**		25.120	36.268	17.178	40.074	211.7
12	**1'53.495**		24.565	35.956	16.805	36.169	213.0
13	**1'52.958**		24.530	35.750	16.650	36.028	213.0
14	**1'54.088**		24.653	36.335	16.710	36.390	212.1
15	1'53.523	*	24.760	35.936*	16.727	36.100	211.3

7th 28 Matteo BERTELLE — Red Bull MotoGP Roo ITA

Runs=2 Total laps=15 Full laps=12

Lap	Lap Time		T1	T2	T3	T4	Speed
1	2'22.194		30.842	37.959	17.472	37.112	
2	**1'54.181**		25.431	35.994	16.883	35.873	210.1
3	**1'53.484**		24.746	35.743	16.803	36.192	213.8
4	**1'58.166**		25.596	39.187	17.114	36.269	207.6
5	**1'52.794**		24.600	35.677	16.753	35.764	215.5
6	2'04.026	P	25.83!*	36.954	17.418	43.819	210.9
7	3'13.115		30.570	37.187	17.638	36.291	
8	**1'53.128**		24.645	35.687	16.801	35.995	208.4
9	**1'53.072**		24.652	35.709	16.784	35.927	208.4
10	**1'52.763**		24.627	35.510	16.737	35.889	208.4
11	**1'56.983**		25.817	37.024	17.426	36.716	208.0
12	**1'54.413**		24.910	36.095	16.965	36.443	208.4
13	**1'54.585**		24.961	36.105	16.987	36.532	208.0
14	**1'55.079**		25.291	36.150	16.969	36.669	206.5
15	**1'54.710**		25.023	36.146	17.160	36.381	207.2

8th 95 Collin VEIJER — Red Bull MotoGP Roo NED

Runs=1 Total laps=16 Full laps=13

Lap	Lap Time		T1	T2	T3	T4	Speed
1	2'51.215		41.032	42.423	17.932	40.343	
2	1'57.318	*	25.864	36.838*	17.642	36.974	208.0
3	**1'55.513**		25.400	36.240	17.128	36.745	208.0
4	**1'55.847**		25.213	36.578	17.143	36.913	210.1
5	**2'06.393**		26.810	37.246	17.728	44.609	209.7
6	**1'53.741**		24.785	35.971	16.979	36.006	214.7
7	**1'53.221**		24.743	35.777	16.735	35.966	215.5
8	**1'53.386**		24.587	35.769	16.944	36.086	219.5
9	**1'54.411**		24.927	36.264	16.989	36.231	214.2
10	**1'54.226**		24.861	36.027	17.202	36.136	215.1
11	**1'52.812**		24.799	35.579	16.693	35.741	213.8
12	**1'53.269**		24.532	35.530	16.704	36.503	216.0
13	**1'54.512**		24.473	35.660	16.892	37.487	215.1
14	**1'55.479**		25.467	36.527	16.705	36.780	208.4
15	1'53.426	*	24.786	35.834	16.727	36.079*	216.4
16	**1'54.436**		25.121	35.898	17.052	36.365	210.5

9th 19 Scott OGDEN — Red Bull MotoGP Roo GBR

Runs=1 Total laps=16 Full laps=13

Lap	Lap Time		T1	T2	T3	T4	Speed
1	2'58.411		37.261	39.020	17.314	46.236	
2	**1'54.903**		25.066	36.374	16.963	36.500	209.3
3	**1'54.532**		25.163	36.094	16.910	36.365	208.0
4	1'59.010	*	28.92!*	36.497	17.002	36.585	208.4
5	**1'58.478**		24.697	37.266	17.279	39.236	217.3
6	**1'53.189**		24.712	35.928	16.727	35.822	216.4
7	**1'52.935**		24.676	35.815	16.636	35.808	218.6
8	**1'53.492**		24.565	35.886	16.748	36.293	215.1
9	**1'53.901**		24.743	35.800	16.949	36.409	213.8
10	**1'55.439**		24.796	36.556	17.296	36.791	212.1
11	**1'53.137**		25.066	35.709	16.633	35.729	210.1
12	**1'52.997**		24.592	35.741	16.582	36.082	217.3
13	**1'55.512**		24.681	36.181	17.003	37.647	211.7
14	**1'54.262**		25.204	35.988	16.737	36.333	211.3
15	**1'54.571**		24.937	36.025	16.968	36.641	208.4
16	1'59.557	*	25.426	36.175	21.370*	36.586	209.7

10th 7 Daniel MUÑOZ — Red Bull MotoGP Roo SPA

Runs=2 Total laps=16 Full laps=9

Lap	Lap Time		T1	T2	T3	T4	Speed
1	2'23.836		30.218	37.769	17.333	36.736	
2	**1'55.212**		25.210	35.964	17.083	36.955	207.6
3	1'54.028	*	24.880	35.984*	16.842	36.322	209.7
4	**1'53.767**		24.950	35.701	16.873	36.243	208.0
5	**1'53.911**		24.886	35.843	16.917	36.265	206.5
6	2'04.511	P	27.38!*	36.716	17.009	43.400	208.0
7	2'29.110		31.298	36.200	16.790	36.248	
8	**1'53.009**		24.664	35.758	16.753	35.834	213.8
9	**1'53.581**		24.625	36.093	16.833	36.030	215.1
10	1'55.439	*	24.79!*	36.547*	17.745	36.357	214.2
11	**1'53.343**		24.629	35.738	16.686	36.290	213.8
12	**1'53.626**		24.622	35.866	16.765	36.373	215.5
13	**1'54.904**		24.852	36.734	16.936	36.382	210.9
14	1'53.454	*	24.850	35.895	16.661	36.048*	212.5
15	**1'53.237**		24.881	35.738	16.749	35.869	216.0
16	2'41.281	P	24.446	35.833	51.842	49.160	221.3

11th 24 Ivan ORTOLÁ — Red Bull MotoGP Roo SPA

Runs=2 Total laps=15 Full laps=11

Lap	Lap Time		T1	T2	T3	T4	Speed
1	3'00.328		43.018	41.993	17.534	48.348	
2	**1'54.138**		24.977	36.018	16.793	36.350	212.1
3	**1'54.353**		25.191	35.869	16.701	36.592	209.7
4	**1'55.409**		24.844	37.594	16.906	36.065	210.1
5	2'08.991	P	26.009	36.974	17.545	48.463	213.4
6	2'39.967		37.258	38.532	18.524	37.172	
7	1'55.716	*	25.051	36.092*	17.295	37.278	208.0
8	**1'53.665**		24.950	35.732	16.689	36.294	208.4
9	**1'53.542**		25.000	35.746	16.616	36.180	208.4
10	**1'53.302**		24.824	35.603	16.675	36.200	208.8
11	**1'53.122**		24.747	35.585	16.647	36.143	209.3
12	**1'53.035**		24.652	35.485	16.651	36.247	210.1
13	**1'54.113**		24.796	35.682	16.973	36.662	210.1
14	**1'53.548**		24.945	35.755	16.674	36.174	208.0
15	**1'53.360**		24.935	35.602	16.729	36.094	210.1

Fastest Lap: David MUÑOZ Red Bull MotoGP Roo SPA **1'52.251** 24.529 35.259 16.621 35.842

DORNA DATA PROCESSING -TIMING SERVICE DORNA DATA PROCESSING TIMING SERVICE DORNA DATA PROCESSING TIMING SERVICE DORNA DATA PROCESSING TIMING SERVICE DORNA DATA PROCESSING TIMING SERVICE DORNA DATA PROCESSING TIMING SERVICE DORNA DATA PROCESSING TIMING SERVICE DORNA DATA PROCCEESSS

Portimao, Friday, April 16, 2021

Free Practice Nr. 2

RookiesCup

12th 58 Luca LUNETTA — Red Bull MotoGP Roo ITA

Runs=1 Total laps=16 Full laps=14

Lap	Lap Time		T1	T2	T3	T4	Speed
1	2'59.056		35.881	39.274	17.438	46.337	
2	**1'55.747**		25.709	36.447	17.266	36.325	211.7
3	**1'55.198**		25.290	36.160	17.189	36.559	212.1
4	**1'54.210**		24.971	36.005	17.074	36.160	217.7
5	**1'59.055**		25.170	37.378	17.541	38.966	211.3
6	**1'55.895**		25.120	36.582	16.904	37.289	212.5
7	**1'54.249**		24.871	36.017	16.922	36.439	216.8
8	**1'53.267**		24.676	35.891	16.945	35.755	223.1
9	**1'54.440**		24.748	36.698	17.060	35.934	216.0
10	**1'54.312**		24.977	35.980	17.247	36.108	214.2
11	**1'54.017**		24.853	36.057	16.913	36.194	219.5
12	**1'54.228**		24.743	36.248	16.827	36.410	213.8
13	**1'54.089**		24.715	36.047	16.976	36.351	216.4
14	**1'53.696**		24.922	35.874	16.800	36.100	210.1
15	**1'53.291**		24.824	35.825	16.777	35.865	216.8
	unfinished		24.946	35.867			217.3

13th 77 Filippo FARIOLI — Red Bull MotoGP Roo ITA

Runs=1 Total laps=16 Full laps=15

Lap	Lap Time		T1	T2	T3	T4	Speed
1	2'24.130		30.528	37.833	17.314	36.759	
2	**1'54.958**		25.102	36.107	16.853	36.896	211.7
3	**1'54.374**		24.993	36.099	16.831	36.451	210.5
4	**1'54.358**		24.925	35.982	16.868	36.583	211.7
5	**1'53.958**		25.058	35.972	16.792	36.136	207.2
6	**1'57.295**		25.297	36.990	17.197	37.811	210.1
7	**1'56.841**		25.419	36.509	17.295	37.618	205.7
8	**1'54.167**		25.234	36.003	16.750	36.180	210.1
9	**1'53.758**		25.003	35.807	16.673	36.275	209.3
10	**1'53.604**		24.900	35.646	16.663	36.395	208.4
11	**1'59.902**		24.921	35.893	16.707	42.381	206.5
12	**1'54.086**		25.044	35.796	16.637	36.609	207.2
13	**2'01.904**		25.319	36.872	17.566	42.147	208.8
14	**1'55.461**		25.083	36.505	17.150	36.723	207.6
15	**1'54.387**		25.223	35.981	16.758	36.425	207.2
16	**1'54.104**		24.906	36.019	16.795	36.384	210.1

14th 34 Mario AJI — Red Bull MotoGP Roo INA

Runs=3 Total laps=12 Full laps=4

Lap	Lap Time		T1	T2	T3	T4	Speed
1	2'27.106		29.515	37.383	17.251	39.460	
2	**1'58.354**		25.052	36.598	17.098	39.606	213.0
3	**1'54.588**		24.853	36.482	16.771	36.482	211.3
4	2'02.703	*	27.87*	37.311	17.210	40.309	206.8
5	**1'53.711**		24.585	36.105	16.862	36.159	214.2
6	2'07.584	P	24.573	41.686	17.861	43.464	216.4
7	2'26.865		29.020	36.445	16.925	36.319	
8	**1'53.665**		24.674	35.864	16.746	36.381	213.4
9	2'05.883	P	25.130	37.222	17.029	46.502	207.6
10	9'14.250		30.343	38.080	18.298	38.134	
11	1'54.522	*	25.049	36.281*	16.736	36.456	207.6
12	1'54.502	*	24.823	36.300	16.955*	36.424*	209.3

15th 21 Demis MIHAILA — Red Bull MotoGP Roo ITA

Runs=1 Total laps=16 Full laps=11

Lap	Lap Time		T1	T2	T3	T4	Speed
1	3'00.297		33.418	40.072	17.689	46.829	
2	**1'56.215**		25.733	36.530	17.213	36.739	209.3
3	**1'54.846**		25.180	35.902	17.251	36.513	209.3
4	**1'55.347**		24.954	36.457	17.088	36.848	219.0
5	**1'55.143**		25.146	36.332	17.069	36.596	210.5
6	**1'56.661**		25.939	37.346	17.329	36.047	206.5
7	**1'54.677**		25.165	36.157	17.072	36.283	215.5
8	**1'53.703**		25.035	35.936	16.967	35.765	213.0
9	**1'54.315**		24.877	36.490	17.069	35.879	218.6
10	1'54.263	*	25.127	36.115*	16.966	36.055	216.8
11	**1'54.340**		24.999	36.037	17.111	36.193	217.3
12	1'53.960	*	24.993	35.878*	16.771	36.318	214.2
13	**1'54.049**		24.857	35.974	17.137	36.081	217.3
14	1'54.936	*	25.119	36.386*	17.046	36.385	209.3
15	**1'58.201**		24.723	35.898	20.109	37.471	216.4
16	1'59.396	*	25.486	37.336	18.566*	38.008	212.1

16th 13 Sho NISHIMURA — Red Bull MotoGP Roo JPN

Runs=3 Total laps=15 Full laps=10

Lap	Lap Time		T1	T2	T3	T4	Speed
1	2'33.272		31.009	39.479	17.964	37.548	
2	**1'55.577**		25.219	36.413	17.165	36.780	210.9
3	**1'56.723**		25.216	38.181	16.975	36.351	210.5
4	**1'54.216**		24.849	35.831	17.018	36.518	212.1
5	**1'57.018**		25.265	38.095	17.298	36.360	214.7
6	2'06.645	P	24.926	38.310	17.233	46.176	216.0
7	2'27.625		29.467	36.669	16.951	36.317	
8	**1'53.740**		24.814	35.842	16.833	36.251	216.8
9	2'05.988	P	25.145	37.094*	17.177	46.572	214.7
10	2'30.277		30.652	36.660	17.104	36.822	
11	**1'55.094**		25.076	36.329	16.946	36.743	207.6
12	**1'54.527**		24.905	36.174	16.907	36.541	209.7
13	**1'54.387**		24.933	36.071	16.888	36.495	209.7
14	**1'57.205**		25.713	37.080	17.285	37.127	208.0
15	**1'54.836**		25.030	36.057	17.074	36.675	207.6

17th 5 Tatchakorn BUASRI — Red Bull MotoGP Roo THA

Runs=2 Total laps=13 Full laps=10

Lap	Lap Time		T1	T2	T3	T4	Speed
1	2'36.623		32.885	42.428	18.525	38.269	
2	**1'58.339**		25.192	37.900	17.454	37.793	213.0
3	**1'55.816**		25.090	36.767	17.027	36.932	213.8
4	**1'55.959**		25.328	36.769	17.062	36.800	213.4
5	2'15.062	P	24.903	36.976	20.106	53.077	213.8
6	7'05.876	*	30.583	44.136	17.201	36.784*	
7	**1'54.629**		24.890	36.181	16.945	36.613	214.2
8	**1'54.301**		24.686	36.231	16.875	36.509	213.4
9	**2'03.690**		24.669	40.263	17.413	41.345	214.7
10	**1'58.392**		24.796	36.112	19.905	37.579	213.8
11	**1'54.315**		24.836	36.212	16.911	36.356	212.5
12	**1'53.858**		24.670	36.071	16.896	36.221	213.0
13	**1'54.491**		24.651	36.189	16.985	36.666	216.0

18th 29 Harrison VOIGHT — Red Bull MotoGP Roo AUS

Runs=2 Total laps=13 Full laps=7

Lap	Lap Time		T1	T2	T3	T4	Speed
1	2'28.801		29.697	38.966	17.375	37.284	
2	**1'55.928**		25.419	36.590	17.245	36.674	212.5
3	**1'55.953**		25.057	37.080	17.256	36.560	212.5
4	**2'01.046**		25.704	41.748	17.216	36.378	210.9

Fastest Lap: David MUÑOZ Red Bull MotoGP Roo SPA **1'52.251** 24.529 35.259 16.621 35.842

DORNA DATA PROCESSING ,TIMING SERVICE DORNA DATA PROCESSING TIMING SERVICE DORNA DATA PROCESSING TIMING SERVICE DORNA DATA PROCESSING TIMING SERVICE DORNA DATA PROCESSING TIMING SERVICE DORNA DATA PROCESSING TIMING SERVICE DORNA DATA PROCESSING TIMING SERVICE DORNA DATA PROCCEESSS

Free Practice Nr. 2

RookiesCup

Lap	Lap Time		T1	T2	T3	T4	Speed
5	**1'54.672**		25.134	36.390	16.943	36.205	212.1
6	2'02.664	*	25.027	38.234	17.260	42.143*	217.3
7	2'05.663	P	25.746	39.536	18.469	41.912	211.7
8	4'02.602		26.868	37.616	17.159	36.842	
9	**1'54.628**		24.942	36.188	16.748	36.750	210.5
10	**1'53.986**		24.836	36.142	16.760	36.248	208.8
11	1'54.038	*	24.842	36.183	16.739	36.274*	211.3
12	**1'54.232**		24.847	36.495	16.786	36.104	211.7
13	2'04.030	P	24.776	38.034	18.324	42.896	212.5

19th 55 Noah DETTWILER

Red Bull MotoGP Roo SWI

Runs=2 Total laps=13 Full laps=9

Lap	Lap Time		T1	T2	T3	T4	Speed
1	2'24.478		31.196	39.086	17.779	37.166	
2	**1'56.183**		25.404	36.717	17.193	36.869	216.4
3	**1'55.487**		25.401	36.484	17.026	36.576	210.9
4	**1'55.886**		25.541	36.408	17.254	36.683	209.7
5	**2'06.277**		25.994	43.763	17.064	39.456	209.3
6	2'02.911	P	25.042	37.029*	17.199	43.641	214.2
7	7'40.801		31.184	38.953	17.664	38.236	
8	**1'55.714**		25.374	36.583	17.068	36.689	206.8
9	**1'54.994**		25.161	36.112	16.911	36.810	208.0
10	1'55.351	*	24.979	36.078	17.019	37.275*	209.3
11	**1'55.059**		25.079	36.230	17.003	36.747	207.2
12	**1'54.621**		25.045	36.078	16.973	36.525	208.8
13	**1'54.340**		24.951	36.006	16.997	36.386	210.1

20th 78 Jakob ROSENTHAL

Red Bull MotoGP Roo AUT

Runs=1 Total laps=16 Full laps=13

Lap	Lap Time		T1	T2	T3	T4	Speed
1	2'31.281		32.205	38.649	17.459	37.425	
2	**1'55.582**		25.249	36.713	17.151	36.469	211.7
3	1'55.065	*	24.939	36.765*	17.024	36.337	212.5
4	1'57.235	*	25.19!*	37.165	17.152	37.719	213.4
5	**1'55.138**		25.166	36.459	17.037	36.476	208.0
6	**1'55.169**		25.196	36.611	16.921	36.441	208.4
7	**1'54.765**		25.078	36.196	17.018	36.473	208.4
8	**1'54.610**		25.041	36.397	16.895	36.277	209.7
9	**1'54.522**		24.791	36.662	16.997	36.072	210.9
10	**1'54.362**		24.951	36.463	16.809	36.139	210.5
11	**1'54.358**		24.951	36.142	16.914	36.351	206.8
12	**1'54.973**		24.908	36.818	16.812	36.435	210.5
13	**1'54.558**		24.920	36.444	16.846	36.348	210.5
14	**1'55.010**		24.941	36.545	16.847	36.677	210.1
15	**1'54.902**		25.041	36.555	16.941	36.365	208.8
16	**1'55.489**		25.207	36.710	16.998	36.574	211.3

21st 48 Gabin PLANQUES

Red Bull MotoGP Roo FRA

Runs=2 Total laps=11 Full laps=8

Lap	Lap Time		T1	T2	T3	T4	Speed
1	2'54.088		38.347	41.468	18.443	43.546	
2	**2'00.643**		26.122	37.695	17.415	39.411	208.4
3	**1'55.849**		25.240	36.577	17.120	36.912	212.1
4	**1'56.111**		25.503	36.504	17.050	37.054	211.7
5	**1'56.522**		25.351	36.590	17.258	37.323	207.6
6	**1'55.071**		25.042	36.439	16.899	36.691	213.0
7	**1'54.460**		25.121	36.032	16.832	36.475	213.0
8	2'11.643	P	27.886	38.194	17.576	47.987	210.9
9	9'48.936		30.261	37.065	17.093	37.267	
10	**1'55.861**		25.348	36.497	16.968	37.048	205.3
11	**1'55.418**		25.293	36.287	16.988	36.850	206.5

22nd 14 Cormac BUCHANA

Red Bull MotoGP Roo NZE

Runs=2 Total laps=15 Full laps=12

Lap	Lap Time		T1	T2	T3	T4	Speed
1	2'38.164		30.200	39.907	17.532	37.978	
2	**1'57.286**		26.094	37.031	17.084	37.077	206.1
3	**2'01.354**		25.238	42.298	17.041	36.777	208.8
4	**1'55.646**		25.297	36.679	17.035	36.635	206.1
5	**1'55.640**		25.181	36.629	17.018	36.812	204.5
6	**1'55.302**		25.358	36.599	16.953	36.392	204.9
7	**1'55.562**		25.262	36.576	17.128	36.596	205.3
8	**1'55.970**		25.214	36.506	17.427	36.823	205.7
9	**1'55.369**		25.496	36.344	16.954	36.575	206.1
10	**1'55.029**		25.208	36.311	16.951	36.559	206.5
11	**1'55.489**		25.270	36.405	17.045	36.769	206.8
12	2'04.784	P	25.380	36.974	17.227	45.203	205.7
13	3'31.900		26.383	37.132	17.308	37.372	
14	**1'55.283**		25.327	36.450	16.873	36.633	210.5
15	**1'55.277**		25.178	36.425	16.957	36.717	209.3

23rd 8 Eddie O'SHEA

Red Bull MotoGP Roo GBR

Runs=2 Total laps=15 Full laps=10

Lap	Lap Time		T1	T2	T3	T4	Speed
1	2'26.572		31.728	39.793	17.707	38.194	
2	**2'07.490**		26.156	45.264	18.247	37.823	210.5
3	**1'57.296**		25.454	37.503	17.291	37.048	207.2
4	**1'56.095**		25.244	36.852	17.224	36.775	209.3
5	**1'55.647**		25.138	36.530	17.042	36.937	210.5
6	**1'55.676**		25.185	36.510	16.973	37.008	210.5
7	**1'55.721**		25.343	36.381	16.998	36.999	208.0
8	2'11.937	P	26.203	42.537	18.683	44.514	207.2
9	3'27.580		35.097	38.359	17.849	37.945	
10	**1'56.324**		25.446	36.873	17.040	36.965	205.3
11	**1'56.028**		25.459	36.677	16.891	37.001	208.8
12	1'55.488	*	25.188	36.499*	16.967	36.834	210.1
13	**1'55.455**		25.022	36.368	17.027	37.038	209.3
14	1'55.198	*	25.305	36.321*	16.910	36.662	208.4
15	**1'55.293**		25.085	36.413	17.043	36.752	210.5

24th 9 Freddie HEINRICH

Red Bull MotoGP Roo GER

Runs=3 Total laps=13 Full laps=8

Lap	Lap Time		T1	T2	T3	T4	Speed
1	2'24.221		31.679	39.053	17.600	37.260	
2	**1'56.577**		25.371	36.838	17.215	37.153	211.3
3	**1'55.614**		25.314	36.755	16.981	36.564	210.5
4	**1'55.758**		25.456	36.701	17.164	36.437	210.5
5	**1'55.895**		25.388	36.754	17.030	36.723	212.5
6	2'12.206	P	28.81*	37.937	17.582	47.876	203.7
7	6'23.891		31.961	39.664	17.472	37.321	
8	**1'55.651**		25.214	36.983	16.846	36.608	207.2
9	**1'55.359**		25.166	36.501	16.965	36.727	207.2
10	**1'55.493**		25.224	36.678	17.094	36.497	206.5
11	2'09.098	P	25.465	37.360	17.223	49.050	208.4
12	2'30.434		29.545	37.528	17.221	36.944	
13	**1'55.376**		25.023	36.786	16.954	36.613	207.2

Fastest Lap: David MUÑOZ Red Bull MotoGP Roo SPA **1'52.251** 24.529 35.259 16.621 35.842

DORNA DATA PROCESSING -TIMING SERVICE DORNA DATA PROCESSING TIMING SERVICE DORNA DATA PROCESSING TIMING SERVICE DORNA DATA PROCESSING TIMING SERVICE DORNA DATA PROCESSING TIMING SERVICE DORNA DATA PROCESSING TIMING SERVICE DORNA DATA PROCESSING TIMING SERVICE DORNA DATA PROCCEESSS

Free Practice Nr. 2

RookiesCup

Lap	Lap Time		T1	T2	T3	T4	Speed	Lap	Lap Time	T1	T2	T3	T4	Speed

25th 39 Bartholomé PERRI — Red Bull MotoGP Roo FRA

Runs=2 Total laps=14 Full laps=9

Lap	Lap Time		T1	T2	T3	T4	Speed
1	2'25.046		31.160	38.868	17.751	37.575	
2	**1'58.261**		25.857	37.853	17.289	37.262	208.8
3	**1'57.469**		25.945	37.280	17.226	37.018	205.3
4	1'58.679	*	25.798	37.363*	17.269	38.249	213.0
5	1'58.008	*	25.718	37.120*	17.078	38.092	208.4
6	**2'01.922**		27.623	38.532	17.169	38.598	208.4
7	**1'57.002**		25.821	36.898	17.057	37.226	206.8
8	**2'04.262**		25.833	41.265	18.728	38.436	204.5
9	**1'57.244**		25.843	37.320	17.122	36.959	203.7
10	**1'56.450**		25.520	36.707	17.065	37.158	208.8
11	**1'55.434**		25.444	36.438	16.879	36.673	209.3
12	2'10.070	P	29.21*	39.899	18.451	42.508	214.7
13	3'46.703	*	30.988	43.075*	17.845	38.086	
14	**1'56.885**		25.717	36.834	17.073	37.261	205.7

26th 42 Soma GÖRBE — Red Bull MotoGP Roo HUN

Runs=3 Total laps=14 Full laps=6

Lap	Lap Time		T1	T2	T3	T4	Speed
1	2'25.674		31.010	39.066	17.944	37.992	
2	**1'58.065**		25.560	37.195	17.226	38.084	214.2
3	1'56.906	*	25.437	37.192	17.085	37.192*	211.7
4	1'59.025	*	26.67*	37.230	17.372	37.752	211.3
5	**1'56.382**		25.168	36.718	17.194	37.302	216.4
6	**2'03.405**		25.302	38.145	17.603	42.355	215.1
7	2'06.013	P	26.017	38.046	17.598	44.352	212.5
8	3'57.675		30.478	37.564	17.085	37.195	
9	**1'56.486**		25.205	36.467	17.102	37.712	213.0
10	**1'58.484**		25.418	38.449	17.109	37.508	208.0
11	2'03.325	P	26.310	37.370	17.391	42.254	210.9
12	2'58.520	*	30.255	38.086*	17.542	38.063	
13	**1'57.161**		25.823	36.648	17.217	37.473	207.2
14	3'10.082	P	25.482	39.199	19.715	1'45.686	209.3

Fastest Lap:	David MUÑOZ	Red Bull MotoGP Roo	SPA	**1'52.251**	24.529	35.259	16.621	35.842

DORNA DATA PROCESSING TIMING SERVICE DORNA DATA PROCESSING TIMING SERVICE DORNA DATA PROCESSING TIMING SERVICE DORNA DATA PROCESSING TIMING SERVICE DORNA DATA PROCESSING TIMING SERVICE DORNA DATA PROCESSING TIMING SERVICE DORNA DATA PROCESSING TIMING SERVICE DORNA DATA PROCCEESSS

garve International Circ Results and timing service provided by TISSOT

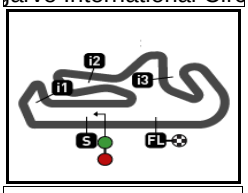

4592 m.

RookiesCup

GRANDE PRÉMIO 888 DE PORTUGAL

Free Practice Nr. 2

Combined Free Practice Times

		Rider	Nation	Team	MOTORCYCLE	FP1		FP2		Gap	
1	64	D.MUÑOZ	SPA	Red Bull MotoGP Rookies Cup	KTM	1'52.865	8	**1'52.251**	13		
2	89	M.URIARTE	SPA	Red Bull MotoGP Rookies Cup	KTM	1'53.034	6	**1'52.273**	14	0.022	0.022
3	23	A.MILLAN	SPA	Red Bull MotoGP Rookies Cup	KTM	1'53.644	4	**1'52.341**	8	0.090	0.068
4	80	D.ALONSO	COL	Red Bull MotoGP Rookies Cup	KTM	**1'52.406**	7	1'52.459	7	0.155	0.065
5	96	D.HOLGADO	SPA	Red Bull MotoGP Rookies Cup	KTM	1'54.111	3	**1'52.695**	9	0.444	0.289
6	92	D.MOREIRA	BRA	Red Bull MotoGP Rookies Cup	KTM	1'53.519	11	**1'52.752**	3	0.501	0.057
7	28	M.BERTELLE	ITA	Red Bull MotoGP Rookies Cup	KTM	1'52.906	4	**1'52.763**	10	0.512	0.011
8	95	C.VEIJER	NED	Red Bull MotoGP Rookies Cup	KTM	1'53.491	4	**1'52.812**	11	0.561	0.049
9	19	S.OGDEN	GBR	Red Bull MotoGP Rookies Cup	KTM	1'54.084	10	**1'52.935**	7	0.684	0.123
10	7	D.MUÑOZ	SPA	Red Bull MotoGP Rookies Cup	KTM	1'53.301	4	**1'53.009**	8	0.758	0.074
11	24	I.ORTOLÁ	SPA	Red Bull MotoGP Rookies Cup	KTM	1'53.438	6	**1'53.035**	12	0.784	0.026
12	58	L.LUNETTA	ITA	Red Bull MotoGP Rookies Cup	KTM	1'54.507	9	**1'53.267**	8	1.016	0.232
13	77	F.FARIOLI	ITA	Red Bull MotoGP Rookies Cup	KTM	1'54.281	7	**1'53.604**	10	1.353	0.337
14	34	M.AJI	INA	Red Bull MotoGP Rookies Cup	KTM	1'54.867	4	**1'53.665**	8	1.414	0.061
15	21	D.MIHAILA	ITA	Red Bull MotoGP Rookies Cup	KTM	1'54.693	12	**1'53.703**	8	1.452	0.038
16	13	S.NISHIMURA	JPN	Red Bull MotoGP Rookies Cup	KTM	1'54.297	10	**1'53.740**	8	1.489	0.037
17	5	T.BUASRI	THA	Red Bull MotoGP Rookies Cup	KTM	1'54.027	6	**1'53.858**	12	1.607	0.118
18	29	H.VOIGHT	AUS	Red Bull MotoGP Rookies Cup	KTM	1'55.121	4	**1'53.986**	10	1.735	0.128
19	55	N.DETTWILER	SWI	Red Bull MotoGP Rookies Cup	KTM	1'54.657	8	**1'54.340**	13	2.089	0.354
20	78	J.ROSENTHALER	AUT	Red Bull MotoGP Rookies Cup	KTM	1'55.075	11	**1'54.358**	11	2.107	0.018
21	48	G.PLANQUES	FRA	Red Bull MotoGP Rookies Cup	KTM	1'54.710	10	**1'54.460**	7	2.209	0.102
22	9	F.HEINRICH	GER	Red Bull MotoGP Rookies Cup	KTM	**1'54.731**	8	1'55.359	9	2.480	0.271
23	14	C.BUCHANAN	NZE	Red Bull MotoGP Rookies Cup	KTM	1'57.181	4	**1'55.029**	10	2.778	0.298
24	8	E.O'SHEA	GBR	Red Bull MotoGP Rookies Cup	KTM	**1'55.150**	10	1'55.293	15	2.899	0.121
25	39	B.PERRIN	FRA	Red Bull MotoGP Rookies Cup	KTM	1'56.315	3	**1'55.434**	11	3.183	0.284
26	42	S.GÖRBE	HUN	Red Bull MotoGP Rookies Cup	KTM	**1'56.000**	15	1'56.382	5	3.749	0.566

Pole Position Record:		**New track layout**		
Best Race Lap:		**New track layout**		
All Time Lap Record:	2021	**David MUÑOZ**	**1'52.251**	147.2 Km/h

The results are provisional until the end of the limit for protest and appeals.

Time limit for protest expires 60' after publication of the results - Mr. ..... Time: .....

DORNA DATA PROCESSING .TIMING SERVICE DORNA DATA PROCESSING TIMING SERVICE DORNA DATA PROCESSING TIMING SERVICE DORNA DATA PROCESSING TIMING SERVICE DORNA DATA PROCESSING TIMING SERVICE DORNA DATA PROCESSING TIMING SERVICE DORNA DATA PROCESSING TIMING SERVICE DORNA DATA PROCCEESSS

Portimao, Friday, April 16, 2021