Algarve International Circ

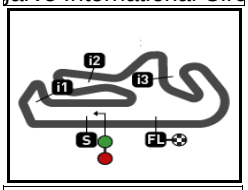

4592 m.

Results and timing service provided by TISSOT

RookiesCup

GRANDE PRÉMIO 888 DE PORTUGAL

Qualifying Practice

Classification

		Rider	Nation	Team	Motorcycle	Time	Lap	Total	Gap		Top Speed
1	92	**Diogo MOREIRA**	BRA	Red Bull MotoGP Rookies Cup	KTM	**1'51.561**	5	13			**219.5**
2	23	**Alex MILLAN**	SPA	Red Bull MotoGP Rookies Cup	KTM	**1'51.746**	4	12	0.185	0.185	**223.1**
3	64	**David MUÑOZ**	SPA	Red Bull MotoGP Rookies Cup	KTM	**1'51.790**	4	11	0.229	0.044	**213.4**
4	89	**Marcos URIARTE**	SPA	Red Bull MotoGP Rookies Cup	KTM	**1'51.960**	4	12	0.399	0.170	**220.8**
5	80	**David ALONSO**	COL	Red Bull MotoGP Rookies Cup	KTM	**1'52.071**	3	6	0.510	0.111	**219.5**
6	96	**Daniel HOLGADO**	SPA	Red Bull MotoGP Rookies Cup	KTM	**1'52.213**	5	13	0.652	0.142	**218.1**
7	95	**Collin VEIJER**	NED	Red Bull MotoGP Rookies Cup	KTM	**1'52.489**	5	13	0.928	0.276	**221.7**
8	28	**Matteo BERTELLE**	ITA	Red Bull MotoGP Rookies Cup	KTM	**1'52.646**	7	13	1.085	0.157	**216.8**
9	24	**Ivan ORTOLÁ**	SPA	Red Bull MotoGP Rookies Cup	KTM	**1'52.691**	7	13	1.130	0.045	**221.3**
10	29	**Harrison VOIGHT**	AUS	Red Bull MotoGP Rookies Cup	KTM	**1'52.710**	5	13	1.149	0.019	**222.6**
11	19	**Scott OGDEN**	GBR	Red Bull MotoGP Rookies Cup	KTM	**1'52.763**	13	13	1.202	0.053	**218.6**
12	5	**Tatchakorn BUASRI**	THA	Red Bull MotoGP Rookies Cup	KTM	**1'52.890**	4	12	1.329	0.127	**224.5**
13	7	**Daniel MUÑOZ**	SPA	Red Bull MotoGP Rookies Cup	KTM	**1'52.913**	13	13	1.352	0.023	**218.6**
14	77	**Filippo FARIOLI**	ITA	Red Bull MotoGP Rookies Cup	KTM	**1'52.950**	5	12	1.389	0.037	**219.9**
15	34	**Mario AJI**	INA	Red Bull MotoGP Rookies Cup	KTM	**1'52.977**	8	12	1.416	0.027	**219.5**
16	78	**Jakob ROSENTHALER**	AUT	Red Bull MotoGP Rookies Cup	KTM	**1'53.013**	3	13	1.452	0.036	**219.0**
17	21	**Demis MIHAILA**	ITA	Red Bull MotoGP Rookies Cup	KTM	**1'53.230**	4	13	1.669	0.217	**222.2**
18	55	**Noah DETTWILER**	SWI	Red Bull MotoGP Rookies Cup	KTM	**1'53.238**	3	6	1.677	0.008	**214.2**
19	13	**Sho NISHIMURA**	JPN	Red Bull MotoGP Rookies Cup	KTM	**1'53.288**	4	13	1.727	0.050	**219.5**
20	48	**Gabin PLANQUES**	FRA	Red Bull MotoGP Rookies Cup	KTM	**1'53.450**	10	13	1.889	0.162	**214.7**
21	9	**Freddie HEINRICH**	GER	Red Bull MotoGP Rookies Cup	KTM	**1'53.597**	10	10	2.036	0.147	**221.7**
22	58	**Luca LUNETTA**	ITA	Red Bull MotoGP Rookies Cup	KTM	**1'53.781**	10	12	2.220	0.184	**218.6**
23	8	**Eddie O'SHEA**	GBR	Red Bull MotoGP Rookies Cup	KTM	**1'54.700**	4	9	3.139	0.919	**214.7**
24	14	**Cormac BUCHANAN**	NZE	Red Bull MotoGP Rookies Cup	KTM	**1'54.931**	4	13	3.370	0.231	**215.5**
25	42	**Soma GÖRBE**	HUN	Red Bull MotoGP Rookies Cup	KTM	**1'55.179**	12	12	3.618	0.248	**214.7**
26	39	**Bartholomé PERRIN**	FRA	Red Bull MotoGP Rookies Cup	KTM	**1'55.442**	6	12	3.881	0.263	**220.8**

Practice condition: **Dry**
Air: 20°
Humidity: 70%
Ground: 27°

Fastest Lap:	Lap: 5	**Diogo MOREIRA**	**1'51.561**	148.1 Km/h
Best Race Lap:		**New track layout**		
All Time Lap Record:	2021	**Diogo MOREIRA**	**1'51.561**	148.1 Km/h

The results are provisional until the end of the limit for protest and appeals.

Time limit for protest expires 30' after publication of the results - ..... Time: .....

DORNA DATA PROCESSING .TIMING SERVICE DORNA DATA PROCESSING TIMING SERVICE DORNA DATA PROCESSING TIMING SERVICE DORNA DATA PROCESSING TIMING SERVICE DORNA DATA PROCESSING TIMING SERVICE DORNA DATA PROCESSING TIMING SERVICE DORNA DATA PROCESSING TIMING SERVICE DORNA DATA PROCCEESSS

Portimao, Friday, April 16, 2021

garve International Circ

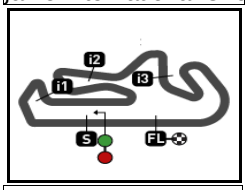

4592 m.

Results and timing service provided by TISSOT

RookiesCup

GRANDE PRÉMIO 888 DE PORTUGAL

Qualifying Practice

Top Speed & Average

	Rider	Nation	Motorcycle	Top 5 speeds					Average	Top
5	**Tatchakorn BUASRI**	**THA**	KTM	224.5	222.2	221.7	219.9	219.9	221.4	**224.5**
23	**Alex MILLAN**	**SPA**	KTM	223.1	219.0	218.6	216.4	214.7	218.4	**223.1**
29	**Harrison VOIGHT**	**AUS**	KTM	222.6	217.3	216.8	215.1	215.1	217.4	**222.6**
21	**Demis MIHAILA**	**ITA**	KTM	222.2	218.1	216.0	215.1	215.1	217.3	**222.2**
9	**Freddie HEINRICH**	**GER**	KTM	221.7	215.1	214.7	213.4	212.5	215.5	**221.7**
95	**Collin VEIJER**	**NED**	KTM	221.7	218.1	218.1	217.7	216.8	218.2	**221.7**
24	**Ivan ORTOLÁ**	**SPA**	KTM	221.3	221.3	217.3	214.7	214.7	217.9	**221.3**
39	**Bartholomé PERRIN**	**FRA**	KTM	220.8	217.3	210.9	210.1	208.8	213.6	**220.8**
89	**Marcos URIARTE**	**SPA**	KTM	220.8	220.4	216.8	215.5	215.1	217.7	**220.8**
77	**Filippo FARIOLI**	**ITA**	KTM	219.9	216.8	216.0	215.1	214.2	216.4	**219.9**
13	**Sho NISHIMURA**	**JPN**	KTM	219.5	219.5	219.0	218.1	215.1	218.2	**219.5**
34	**Mario AJI**	**INA**	KTM	219.5	216.8	213.8	213.0	212.1	215.0	**219.5**
80	**David ALONSO**	**COL**	KTM	219.5	218.6	217.3	216.0	215.1	217.3	**219.5**
92	**Diogo MOREIRA**	**BRA**	KTM	219.5	218.1	217.7	217.3	216.8	217.9	**219.5**
78	**Jakob ROSENTHALER**	**AUT**	KTM	219.0	218.6	216.4	215.5	213.8	216.7	**219.0**
7	**Daniel MUÑOZ**	**SPA**	KTM	218.6	218.1	214.2	213.4	213.0	215.1	**218.6**
19	**Scott OGDEN**	**GBR**	KTM	218.6	213.8	213.4	213.4	213.4	214.5	**218.6**
58	**Luca LUNETTA**	**ITA**	KTM	218.6	218.6	218.1	216.4	215.1	217.4	**218.6**
96	**Daniel HOLGADO**	**SPA**	KTM	218.1	213.8	213.0	212.1	211.7	213.2	**218.1**
28	**Matteo BERTELLE**	**ITA**	KTM	216.8	212.5	211.7	211.3	210.9	212.6	**216.8**
14	**Cormac BUCHANAN**	**NZE**	KTM	215.5	211.3	210.9	208.4	208.4	210.9	**215.5**
8	**Eddie O'SHEA**	**GBR**	KTM	214.7	213.4	213.0	210.5	210.5	212.4	**214.7**
42	**Soma GÖRBE**	**HUN**	KTM	214.7	214.7	213.4	213.4	213.4	213.8	**214.7**
48	**Gabin PLANQUES**	**FRA**	KTM	214.7	214.2	213.8	213.4	213.4	213.9	**214.7**
55	**Noah DETTWILER**	**SWI**	KTM	214.2	213.4	213.0	211.7		213.1	**214.2**
64	**David MUÑOZ**	**SPA**	KTM	213.4	212.5	212.1	211.3	211.3	212.1	**213.4**

DORNA DATA PROCESSING ,TIMING SERVICE DORNA DATA PROCESSING TIMING SERVICE DORNA DATA PROCESSING TIMING SERVICE DORNA DATA PROCESSING TIMING SERVICE DORNA DATA PROCESSING TIMING SERVICE DORNA DATA PROCESSING TIMING SERVICE DORNA DATA PROCESSING TIMING SERVICE DORNA DATA PROCCEESSS

Portimao, Friday, April 16, 2021

Algarve International Circ

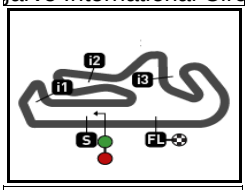

4592 m.

Results and timing service provided by TISSOT

RookiesCup

GRANDE PRÉMIO 888 DE PORTUGAL

Qualifying Practice

Classification

		Rider	Nation	Team	Motorcycle	Time	Lap	Total	Gap		Top Speed
1	92	**Diogo MOREIRA**	BRA	Red Bull MotoGP Rookies Cup	KTM	**1'51.561**	5	13			**219.5**
2	23	**Alex MILLAN**	SPA	Red Bull MotoGP Rookies Cup	KTM	**1'51.746**	4	12	0.185	0.185	**223.1**
3	64	**David MUÑOZ**	SPA	Red Bull MotoGP Rookies Cup	KTM	**1'51.790**	4	11	0.229	0.044	**213.4**
4	89	**Marcos URIARTE**	SPA	Red Bull MotoGP Rookies Cup	KTM	**1'51.960**	4	12	0.399	0.170	**220.8**
5	80	**David ALONSO**	COL	Red Bull MotoGP Rookies Cup	KTM	**1'52.071**	3	6	0.510	0.111	**219.5**
6	96	**Daniel HOLGADO**	SPA	Red Bull MotoGP Rookies Cup	KTM	**1'52.213**	5	13	0.652	0.142	**218.1**
7	95	**Collin VEIJER**	NED	Red Bull MotoGP Rookies Cup	KTM	**1'52.489**	5	13	0.928	0.276	**221.7**
8	28	**Matteo BERTELLE**	ITA	Red Bull MotoGP Rookies Cup	KTM	**1'52.646**	7	13	1.085	0.157	**216.8**
9	24	**Ivan ORTOLÁ**	SPA	Red Bull MotoGP Rookies Cup	KTM	**1'52.691**	7	13	1.130	0.045	**221.3**
10	29	**Harrison VOIGHT**	AUS	Red Bull MotoGP Rookies Cup	KTM	**1'52.710**	5	13	1.149	0.019	**222.6**
11	19	**Scott OGDEN**	GBR	Red Bull MotoGP Rookies Cup	KTM	**1'52.763**	13	13	1.202	0.053	**218.6**
12	5	**Tatchakorn BUASRI**	THA	Red Bull MotoGP Rookies Cup	KTM	**1'52.890**	4	12	1.329	0.127	**224.5**
13	7	**Daniel MUÑOZ**	SPA	Red Bull MotoGP Rookies Cup	KTM	**1'52.913**	13	13	1.352	0.023	**218.6**
14	77	**Filippo FARIOLI**	ITA	Red Bull MotoGP Rookies Cup	KTM	**1'52.950**	5	12	1.389	0.037	**219.9**
15	34	**Mario AJI**	INA	Red Bull MotoGP Rookies Cup	KTM	**1'52.977**	8	12	1.416	0.027	**219.5**
16	78	**Jakob ROSENTHALER**	AUT	Red Bull MotoGP Rookies Cup	KTM	**1'53.013**	3	13	1.452	0.036	**219.0**
17	21	**Demis MIHAILA**	ITA	Red Bull MotoGP Rookies Cup	KTM	**1'53.230**	4	13	1.669	0.217	**222.2**
18	55	**Noah DETTWILER**	SWI	Red Bull MotoGP Rookies Cup	KTM	**1'53.238**	3	6	1.677	0.008	**214.2**
19	13	**Sho NISHIMURA**	JPN	Red Bull MotoGP Rookies Cup	KTM	**1'53.288**	4	13	1.727	0.050	**219.5**
20	48	**Gabin PLANQUES**	FRA	Red Bull MotoGP Rookies Cup	KTM	**1'53.450**	10	13	1.889	0.162	**214.7**
21	9	**Freddie HEINRICH**	GER	Red Bull MotoGP Rookies Cup	KTM	**1'53.597**	10	10	2.036	0.147	**221.7**
22	58	**Luca LUNETTA**	ITA	Red Bull MotoGP Rookies Cup	KTM	**1'53.781**	10	12	2.220	0.184	**218.6**
23	8	**Eddie O'SHEA**	GBR	Red Bull MotoGP Rookies Cup	KTM	**1'54.700**	4	9	3.139	0.919	**214.7**
24	14	**Cormac BUCHANAN**	NZE	Red Bull MotoGP Rookies Cup	KTM	**1'54.931**	4	13	3.370	0.231	**215.5**
25	42	**Soma GÖRBE**	HUN	Red Bull MotoGP Rookies Cup	KTM	**1'55.179**	12	12	3.618	0.248	**214.7**
26	39	**Bartholomé PERRIN**	FRA	Red Bull MotoGP Rookies Cup	KTM	**1'55.442**	6	12	3.881	0.263	**220.8**

Practice condition: **Dry**
Air: 20°
Humidity: 70%
Ground: 27°

Fastest Lap:	Lap: 5	**Diogo MOREIRA**	**1'51.561**	148.1 Km/h
Best Race Lap:		**New track layout**		
All Time Lap Record:	2021	**Diogo MOREIRA**	**1'51.561**	148.1 Km/h

The results are provisional until the end of the limit for protest and appeals.

Time limit for protest expires 30' after publication of the results - ..... Time: .....

DORNA DATA PROCESSING .TIMING SERVICE DORNA DATA PROCESSING TIMING SERVICE DORNA DATA PROCESSING TIMING SERVICE DORNA DATA PROCESSING TIMING SERVICE DORNA DATA PROCESSING TIMING SERVICE DORNA DATA PROCESSING TIMING SERVICE DORNA DATA PROCESSING TIMING SERVICE DORNA DATA PROCCEESSS

Portimao, Friday, April 16, 2021

garve International Circ

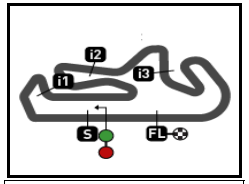

4592 m.

Results and timing service provided by TISSOT

RookiesCup

GRANDE PRÉMIO 888 DE PORTUGAL

Qualifying Practice

Best Partial Times

IT *Ideal Lap Time, sum of the best partial times* ***BT*** *Best Lap Time*

T1			T2		T3		T4	
Pos	Rider	Time	Rider	Time	Rider	Time	Rider	Time
1	D.MOREIRA	24.075	D.MUÑOZ	35.155	D.MOREIRA	16.501	M.URIARTE	35.340
2	**M.URIARTE**	**24.117**	**M.URIARTE**	**35.312**	**A.MILLAN**	**16.519**	**D.MOREIRA**	**35.401**
3	D.ALONSO	24.177	A.MILLAN	35.317	M.AJI	16.574	M.AJI	35.526
4	**T.BUASRI**	**24.225**	**D.HOLGADO**	**35.358**	**D.ALONSO**	**16.579**	**A.MILLAN**	**35.530**
5	M.AJI	24.295	D.ALONSO	35.455	D.MUÑOZ	16.580	D.MUÑOZ	35.596
6	**H.VOIGHT**	**24.321**	**M.BERTELLE**	**35.509**	**J.ROSENTHALE**	**16.625**	**C.VEIJER**	**35.605**
7	D.MUÑOZ	24.344	D.MOREIRA	35.526	D.HOLGADO	16.625	D.MIHAILA	35.616
8	**C.VEIJER**	**24.362**	**I.ORTOLÁ**	**35.565**	**I.ORTOLÁ**	**16.626**	**D.ALONSO**	**35.619**
9	A.MILLAN	24.366	S.OGDEN	35.600	S.OGDEN	16.628	D.HOLGADO	35.623
10	**D.HOLGADO**	**24.375**	**C.VEIJER**	**35.605**	**F.FARIOLI**	**16.634**	**S.OGDEN**	**35.723**
11	D.MUÑOZ	24.381	F.FARIOLI	35.706	M.URIARTE	16.641	I.ORTOLÁ	35.738
12	**M.BERTELLE**	**24.405**	**S.NISHIMURA**	**35.712**	**H.VOIGHT**	**16.642**	**H.VOIGHT**	**35.750**
13	S.NISHIMURA	24.437	D.MUÑOZ	35.750	C.VEIJER	16.669	D.MUÑOZ	35.778
14	**I.ORTOLÁ**	**24.479**	**H.VOIGHT**	**35.755**	**D.MUÑOZ**	**16.690**	**J.ROSENTHALE**	**35.798**
15	J.ROSENTHALE	24.483	N.DETTWILER	35.756	M.BERTELLE	16.705	M.BERTELLE	35.815
16	**L.LUNETTA**	**24.484**	**M.AJI**	**35.806**	**T.BUASRI**	**16.759**	**F.HEINRICH**	**35.836**
17	S.OGDEN	24.497	D.MIHAILA	35.856	F.HEINRICH	16.767	T.BUASRI	35.856
18	**F.FARIOLI**	**24.521**	**L.LUNETTA**	**35.867**	**N.DETTWILER**	**16.776**	**F.FARIOLI**	**35.948**
19	F.HEINRICH	24.540	G.PLANQUES	35.928	S.NISHIMURA	16.782	S.NISHIMURA	35.969
20	**N.DETTWILER**	**24.577**	**T.BUASRI**	**35.930**	**G.PLANQUES**	**16.785**	**G.PLANQUES**	**35.999**
21	G.PLANQUES	24.579	J.ROSENTHALE	35.962	D.MIHAILA	16.792	N.DETTWILER	36.087
22	**D.MIHAILA**	**24.661**	**E.O'SHEA**	**36.161**	**E.O'SHEA**	**16.849**	**L.LUNETTA**	**36.149**
23	E.O'SHEA	24.905	C.BUCHANAN	36.200	B.PERRIN	16.860	C.BUCHANAN	36.442
24	**C.BUCHANAN**	**25.025**	**F.HEINRICH**	**36.215**	**C.BUCHANAN**	**16.921**	**B.PERRIN**	**36.571**

Pos	Rider	IT	BT	
1	**M.URIARTE**	1'51.410	1'51.960	(4)
2	**D.MOREIRA**	1'51.503	1'51.561	(1)
3	**D.MUÑOZ**	1'51.675	1'51.790	(3)
4	**A.MILLAN**	1'51.732	1'51.746	(2)
5	**D.ALONSO**	1'51.830	1'52.071	(5)
6	**D.HOLGADO**	1'51.981	1'52.213	(6)
7	**M.AJI**	1'52.201	1'52.977	(15)
8	**C.VEIJER**	1'52.241	1'52.489	(7)
9	**I.ORTOLÁ**	1'52.408	1'52.691	(9)
10	**M.BERTELLE**	1'52.434	1'52.646	(8)
11	**S.OGDEN**	1'52.448	1'52.763	(11)
12	**H.VOIGHT**	1'52.468	1'52.710	(10)
13	**D.MUÑOZ**	1'52.599	1'52.913	(13)
14	**T.BUASRI**	1'52.770	1'52.890	(12)
15	**F.FARIOLI**	1'52.809	1'52.950	(14)
16	**J.ROSENTHAL**	1'52.868	1'53.013	(16)
17	**S.NISHIMURA**	1'52.900	1'53.288	(19)
18	**D.MIHAILA**	1'52.925	1'53.230	(17)
19	**N.DETTWILER**	1'53.196	1'53.238	(18)
20	**G.PLANQUES**	1'53.291	1'53.450	(20)
21	**F.HEINRICH**	1'53.358	1'53.597	(21)
22	**L.LUNETTA**	1'53.484	1'53.781	(22)
23	**E.O'SHEA**	1'54.491	1'54.700	(23)
24	**C.BUCHANAN**	1'54.588	1'54.931	(24)

DORNA DATA PROCESSING ,TIMING SERVICE DORNA DATA PROCESSING TIMING SERVICE DORNA DATA PROCESSING TIMING SERVICE DORNA DATA PROCESSING TIMING SERVICE DORNA DATA PROCESSING TIMING SERVICE DORNA DATA PROCESSING TIMING SERVICE DORNA DATA PROCESSING TIMING SERVICE DORNA DATA PROCCESSS

garve International Circ

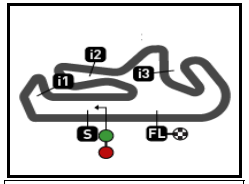

4592 m.

Results and timing service provided by TISSOT

RookiesCup

GRANDE PRÉMIO 888 DE PORTUGAL

Qualifying Practice

Best Partial Times

IT *Ideal Lap Time, sum of the best partial times* ***BT*** *Best Lap Time*

T1			T2		T3		T4							
Pos	*Rider*	*Time*	*Rider*	*Time*	*Rider*	*Time*	*Rider*	*Time*	*Pos*	*Rider*	*IT*	*BT*	
25	S.GÖRBE	25.033	S.GÖRBE	36.223	L.LUNETTA	16.984	E.O'SHEA	36.576	25	**B.PERRIN**	1'54.992	1'55.442	(26)
26	**B.PERRIN**	**25.230**	**B.PERRIN**	**36.331**	**S.GÖRBE**	**17.038**	**S.GÖRBE**	**36.720**	26	**S.GÖRBE**	1'55.014	1'55.179	(25)

DORNA DATA PROCESSING .TIMING SERVICE DORNA DATA PROCESSING TIMING SERVICE DORNA DATA PROCESSING TIMING SERVICE DORNA DATA PROCESSING TIMING SERVICE DORNA DATA PROCESSING TIMING SERVICE DORNA DATA PROCESSING TIMING SERVICE DORNA DATA PROCESSING TIMING SERVICE DORNA DATA PROCCEESSS

garve International Circ

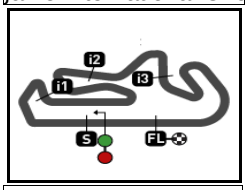

4592 m.

Results and timing service provided by TISSOT

RookiesCup

GRANDE PRÉMIO 888 DE PORTUGAL

Qualifying Practice

Top Speed & Average

	Rider	Nation	Motorcycle	Top 5 speeds					Average	Top
5	**Tatchakorn BUASRI**	**THA**	KTM	224.5	222.2	221.7	219.9	219.9	221.4	**224.5**
23	**Alex MILLAN**	**SPA**	KTM	223.1	219.0	218.6	216.4	214.7	218.4	**223.1**
29	**Harrison VOIGHT**	**AUS**	KTM	222.6	217.3	216.8	215.1	215.1	217.4	**222.6**
21	**Demis MIHAILA**	**ITA**	KTM	222.2	218.1	216.0	215.1	215.1	217.3	**222.2**
9	**Freddie HEINRICH**	**GER**	KTM	221.7	215.1	214.7	213.4	212.5	215.5	**221.7**
95	**Collin VEIJER**	**NED**	KTM	221.7	218.1	218.1	217.7	216.8	218.2	**221.7**
24	**Ivan ORTOLÁ**	**SPA**	KTM	221.3	221.3	217.3	214.7	214.7	217.9	**221.3**
39	**Bartholomé PERRIN**	**FRA**	KTM	220.8	217.3	210.9	210.1	208.8	213.6	**220.8**
89	**Marcos URIARTE**	**SPA**	KTM	220.8	220.4	216.8	215.5	215.1	217.7	**220.8**
77	**Filippo FARIOLI**	**ITA**	KTM	219.9	216.8	216.0	215.1	214.2	216.4	**219.9**
13	**Sho NISHIMURA**	**JPN**	KTM	219.5	219.5	219.0	218.1	215.1	218.2	**219.5**
34	**Mario AJI**	**INA**	KTM	219.5	216.8	213.8	213.0	212.1	215.0	**219.5**
80	**David ALONSO**	**COL**	KTM	219.5	218.6	217.3	216.0	215.1	217.3	**219.5**
92	**Diogo MOREIRA**	**BRA**	KTM	219.5	218.1	217.7	217.3	216.8	217.9	**219.5**
78	**Jakob ROSENTHALER**	**AUT**	KTM	219.0	218.6	216.4	215.5	213.8	216.7	**219.0**
7	**Daniel MUÑOZ**	**SPA**	KTM	218.6	218.1	214.2	213.4	213.0	215.1	**218.6**
19	**Scott OGDEN**	**GBR**	KTM	218.6	213.8	213.4	213.4	213.4	214.5	**218.6**
58	**Luca LUNETTA**	**ITA**	KTM	218.6	218.6	218.1	216.4	215.1	217.4	**218.6**
96	**Daniel HOLGADO**	**SPA**	KTM	218.1	213.8	213.0	212.1	211.7	213.2	**218.1**
28	**Matteo BERTELLE**	**ITA**	KTM	216.8	212.5	211.7	211.3	210.9	212.6	**216.8**
14	**Cormac BUCHANAN**	**NZE**	KTM	215.5	211.3	210.9	208.4	208.4	210.9	**215.5**
8	**Eddie O'SHEA**	**GBR**	KTM	214.7	213.4	213.0	210.5	210.5	212.4	**214.7**
42	**Soma GÖRBE**	**HUN**	KTM	214.7	214.7	213.4	213.4	213.4	213.8	**214.7**
48	**Gabin PLANQUES**	**FRA**	KTM	214.7	214.2	213.8	213.4	213.4	213.9	**214.7**
55	**Noah DETTWILER**	**SWI**	KTM	214.2	213.4	213.0	211.7		213.1	**214.2**
64	**David MUÑOZ**	**SPA**	KTM	213.4	212.5	212.1	211.3	211.3	212.1	**213.4**

DORNA DATA PROCESSING ,TIMING SERVICE DORNA DATA PROCESSING TIMING SERVICE DORNA DATA PROCESSING TIMING SERVICE DORNA DATA PROCESSING TIMING SERVICE DORNA DATA PROCESSING TIMING SERVICE DORNA DATA PROCESSING TIMING SERVICE DORNA DATA PROCESSING TIMING SERVICE DORNA DATA PROCCEESSS

Portimao, Friday, April 16, 2021

garve International Circ

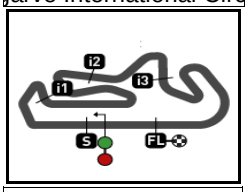

4592 m.

Results and timing service provided by TISSOT

RookiesCup

GRANDE PRÉMIO 888 DE PORTUGAL

Qualifying Practice

Fastest Laps Sequence

Practice Time		Rider	Nation	Motorcycle	Time	Km/h	Rider's Lap
4'16.613	14	**Cormac BUCHANAN**	NZE	KTM	**1'55.815**	142.7	2
4'23.902	28	**Matteo BERTELLE**	ITA	KTM	**1'53.493**	145.6	2
4'48.567	96	**Daniel HOLGADO**	SPA	KTM	**1'52.952**	146.3	2
4'49.193	24	**Ivan ORTOLÁ**	SPA	KTM	**1'52.728**	146.6	2
5'19.461	80	**David ALONSO**	COL	KTM	**1'52.350**	147.1	2
5'19.566	23	**Alex MILLAN**	SPA	KTM	**1'52.237**	147.2	2
6'46.752	92	**Diogo MOREIRA**	BRA	KTM	**1'52.163**	147.3	3
7'06.822	64	**David MUÑOZ**	SPA	KTM	**1'51.982**	147.6	3
8'58.612	64	**David MUÑOZ**	SPA	KTM	**1'51.790**	147.8	4
9'03.358	23	**Alex MILLAN**	SPA	KTM	**1'51.746**	147.9	4
10'34.765	92	**Diogo MOREIRA**	BRA	KTM	**1'51.561**	148.1	5

DORNA DATA PROCESSING _TIMING SERVICE DORNA DATA PROCESSING TIMING SERVICE DORNA DATA PROCESSING TIMING SERVICE DORNA DATA PROCESSING TIMING SERVICE DORNA DATA PROCESSING TIMING SERVICE DORNA DATA PROCESSING TIMING SERVICE DORNA DATA PROCESSING TIMING SERVICE DORNA DATA PROCESSING TIMING SERVICE DORNA DATA PROCCEESSS

Portimao, Friday, April 16, 2021

garve International Circ

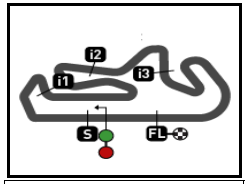

4592 m.

Results and timing service provided by TISSOT

RookiesCup

GRANDE PRÉMIO 888 DE PORTUGAL

Qualifying Practice

Best Partial Times

IT *Ideal Lap Time, sum of the best partial times* ***BT*** *Best Lap Time*

T1			T2		T3		T4	
Pos	Rider	Time	Rider	Time	Rider	Time	Rider	Time
1	D.MOREIRA	24.075	D.MUÑOZ	35.155	D.MOREIRA	16.501	M.URIARTE	35.340
2	**M.URIARTE**	**24.117**	**M.URIARTE**	**35.312**	**A.MILLAN**	**16.519**	**D.MOREIRA**	**35.401**
3	D.ALONSO	24.177	A.MILLAN	35.317	M.AJI	16.574	M.AJI	35.526
4	**T.BUASRI**	**24.225**	**D.HOLGADO**	**35.358**	**D.ALONSO**	**16.579**	**A.MILLAN**	**35.530**
5	M.AJI	24.295	D.ALONSO	35.455	D.MUÑOZ	16.580	D.MUÑOZ	35.596
6	**H.VOIGHT**	**24.321**	**M.BERTELLE**	**35.509**	**J.ROSENTHALE**	**16.625**	**C.VEIJER**	**35.605**
7	D.MUÑOZ	24.344	D.MOREIRA	35.526	D.HOLGADO	16.625	D.MIHAILA	35.616
8	**C.VEIJER**	**24.362**	**I.ORTOLÁ**	**35.565**	**I.ORTOLÁ**	**16.626**	**D.ALONSO**	**35.619**
9	A.MILLAN	24.366	S.OGDEN	35.600	S.OGDEN	16.628	D.HOLGADO	35.623
10	**D.HOLGADO**	**24.375**	**C.VEIJER**	**35.605**	**F.FARIOLI**	**16.634**	**S.OGDEN**	**35.723**
11	D.MUÑOZ	24.381	F.FARIOLI	35.706	M.URIARTE	16.641	I.ORTOLÁ	35.738
12	**M.BERTELLE**	**24.405**	**S.NISHIMURA**	**35.712**	**H.VOIGHT**	**16.642**	**H.VOIGHT**	**35.750**
13	S.NISHIMURA	24.437	D.MUÑOZ	35.750	C.VEIJER	16.669	D.MUÑOZ	35.778
14	**I.ORTOLÁ**	**24.479**	**H.VOIGHT**	**35.755**	**D.MUÑOZ**	**16.690**	**J.ROSENTHALE**	**35.798**
15	J.ROSENTHALE	24.483	N.DETTWILER	35.756	M.BERTELLE	16.705	M.BERTELLE	35.815
16	**L.LUNETTA**	**24.484**	**M.AJI**	**35.806**	**T.BUASRI**	**16.759**	**F.HEINRICH**	**35.836**
17	S.OGDEN	24.497	D.MIHAILA	35.856	F.HEINRICH	16.767	T.BUASRI	35.856
18	**F.FARIOLI**	**24.521**	**L.LUNETTA**	**35.867**	**N.DETTWILER**	**16.776**	**F.FARIOLI**	**35.948**
19	F.HEINRICH	24.540	G.PLANQUES	35.928	S.NISHIMURA	16.782	S.NISHIMURA	35.969
20	**N.DETTWILER**	**24.577**	**T.BUASRI**	**35.930**	**G.PLANQUES**	**16.785**	**G.PLANQUES**	**35.999**
21	G.PLANQUES	24.579	J.ROSENTHALE	35.962	D.MIHAILA	16.792	N.DETTWILER	36.087
22	**D.MIHAILA**	**24.661**	**E.O'SHEA**	**36.161**	**E.O'SHEA**	**16.849**	**L.LUNETTA**	**36.149**
23	E.O'SHEA	24.905	C.BUCHANAN	36.200	B.PERRIN	16.860	C.BUCHANAN	36.442
24	**C.BUCHANAN**	**25.025**	**F.HEINRICH**	**36.215**	**C.BUCHANAN**	**16.921**	**B.PERRIN**	**36.571**

Pos	Rider	IT	BT	
1	**M.URIARTE**	1'51.410	1'51.960	(4)
2	**D.MOREIRA**	1'51.503	1'51.561	(1)
3	**D.MUÑOZ**	1'51.675	1'51.790	(3)
4	**A.MILLAN**	1'51.732	1'51.746	(2)
5	**D.ALONSO**	1'51.830	1'52.071	(5)
6	**D.HOLGADO**	1'51.981	1'52.213	(6)
7	**M.AJI**	1'52.201	1'52.977	(15)
8	**C.VEIJER**	1'52.241	1'52.489	(7)
9	**I.ORTOLÁ**	1'52.408	1'52.691	(9)
10	**M.BERTELLE**	1'52.434	1'52.646	(8)
11	**S.OGDEN**	1'52.448	1'52.763	(11)
12	**H.VOIGHT**	1'52.468	1'52.710	(10)
13	**D.MUÑOZ**	1'52.599	1'52.913	(13)
14	**T.BUASRI**	1'52.770	1'52.890	(12)
15	**F.FARIOLI**	1'52.809	1'52.950	(14)
16	**J.ROSENTHAL**	1'52.868	1'53.013	(16)
17	**S.NISHIMURA**	1'52.900	1'53.288	(19)
18	**D.MIHAILA**	1'52.925	1'53.230	(17)
19	**N.DETTWILER**	1'53.196	1'53.238	(18)
20	**G.PLANQUES**	1'53.291	1'53.450	(20)
21	**F.HEINRICH**	1'53.358	1'53.597	(21)
22	**L.LUNETTA**	1'53.484	1'53.781	(22)
23	**E.O'SHEA**	1'54.491	1'54.700	(23)
24	**C.BUCHANAN**	1'54.588	1'54.931	(24)

DORNA DATA PROCESSING ,TIMING SERVICE DORNA DATA PROCESSING TIMING SERVICE DORNA DATA PROCESSING TIMING SERVICE DORNA DATA PROCESSING TIMING SERVICE DORNA DATA PROCESSING TIMING SERVICE DORNA DATA PROCESSING TIMING SERVICE DORNA DATA PROCESSING TIMING SERVICE DORNA DATA PROCCESSS

garve International Circ

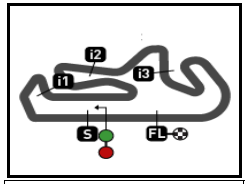

4592 m.

Results and timing service provided by TISSOT

RookiesCup

GRANDE PRÉMIO 888 DE PORTUGAL

Qualifying Practice

Best Partial Times

IT *Ideal Lap Time, sum of the best partial times* ***BT*** *Best Lap Time*

T1			T2		T3		T4							
Pos	*Rider*	*Time*	*Rider*	*Time*	*Rider*	*Time*	*Rider*	*Time*	*Pos*	*Rider*	*IT*	*BT*	
25	S.GÖRBE	25.033	S.GÖRBE	36.223	L.LUNETTA	16.984	E.O'SHEA	36.576	25	**B.PERRIN**	1'54.992	1'55.442	(26)
26	**B.PERRIN**	**25.230**	**B.PERRIN**	**36.331**	**S.GÖRBE**	**17.038**	**S.GÖRBE**	**36.720**	26	**S.GÖRBE**	1'55.014	1'55.179	(25)

DORNA DATA PROCESSING .TIMING SERVICE DORNA DATA PROCESSING TIMING SERVICE DORNA DATA PROCESSING TIMING SERVICE DORNA DATA PROCESSING TIMING SERVICE DORNA DATA PROCESSING TIMING SERVICE DORNA DATA PROCESSING TIMING SERVICE DORNA DATA PROCESSING TIMING SERVICE DORNA DATA PROCCEESSS

garve International Circ

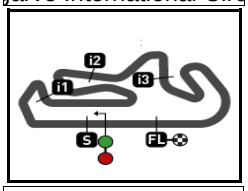

4592 m.

Results and timing service provided by TISSOT

RookiesCup

GRANDE PRÉMIO 888 DE PORTUGAL

Qualifying Practice

Chronological Analysis of Performances

** Lap / Sector time cancelled* — ***T1*** *Time from finish line to 1st intermediate* — ***T3*** *Time from 2nd intermed. to 3rd intermed.*

P *Crossing the finish line in pit lane* — ***T2*** *Time from 1st intermed. to 2nd intermed.* — ***T4*** *Time from 3rd intermediate to finish line*

1st 92 Diogo MOREIRA — Red Bull MotoGP Roo BRA

Runs=3 Total laps=13 Full laps=7

Lap	Lap Time		T1	T2	T3	T4	Speed
1	2'35.989	P	29.538	36.482	17.302	52.297	
2	2'18.600		21.511	36.108	16.573	35.824	
3	**1'52.163**		24.323	35.526	16.577	35.737	215.1
4	**1'56.452**		24.614	37.698	17.500	36.640	214.7
5	**1'51.561**		24.075	35.584	16.501	35.401	219.5
6	**1'52.400**		24.253	35.632	16.555	35.960	216.8
7	**1'59.945**		24.708	36.051	17.239	41.947	212.5
8	**1'53.063**		24.416	35.829	16.768	36.050	217.7
9	2'04.716	P	26.79*	37.358	16.830	43.735	212.5
10	2'23.695	*	22.949	39.619*	16.790	35.731	
11	1'53.431	*	24.518	36.226*	16.779	35.908	218.1
12	1'53.362	*	24.431	35.899*	16.596	36.436	216.4
13	**1'52.955**		24.361	35.846	16.733	36.015	217.3

2nd 23 Alex MILLAN — Red Bull MotoGP Roo SPA

Runs=2 Total laps=12 Full laps=7

Lap	Lap Time		T1	T2	T3	T4	Speed
1	3'27.329		30.626	37.512	17.129	36.476	
2	**1'52.237**		24.407	35.695	16.597	35.538	218.6
3	**1'52.046**		24.389	35.383	16.699	35.575	223.1
4	**1'51.746**		24.380	35.317	16.519	35.530	219.0
5	**1'57.954**		24.614	39.467	17.720	36.153	214.7
6	2'05.508	*	24.366	39.129	18.491*	43.522*	216.4
7	2'09.952	P	25.542	38.385	18.327	47.698	209.3
8	3'44.390		33.437	36.588	16.914	36.105	
9	**1'53.046**		24.847	35.665	16.688	35.846	211.3
10	1'53.164	*	24.747	35.627*	16.820	35.970	211.3
11	**1'52.651**		24.518	35.641	16.599	35.893	213.4
12	**1'54.112**		24.530	36.474	16.940	36.168	213.8

3rd 64 David MUÑOZ — Red Bull MotoGP Roo SPA

Runs=3 Total laps=11 Full laps=6

Lap	Lap Time		T1	T2	T3	T4	Speed
1	3'21.927		28.599	36.868	17.122	39.229	
2	**1'52.913**		24.737	35.552	16.889	35.735	210.5
3	**1'51.982**		24.368	35.325	16.693	35.596	212.5
4	**1'51.790**		24.364	35.155	16.657	35.614	211.3
5	**1'51.821**		24.344	35.214	16.635	35.628	211.3
6	2'19.535	P	24.432	35.180	16.580	1'03.343	210.1
7	3'26.962	*	29.234	37.938	17.362	38.194*	
8	**1'52.207**		24.446	35.317	16.675	35.769	213.4
9	2'17.863	P	40.383	37.726	17.280	42.474	212.1
10	4'02.229		30.547	38.152	17.610	37.390	
11	**1'55.671**		25.403	36.211	17.177	36.880	205.7

4th 89 Marcos URIARTE — Red Bull MotoGP Roo SPA

Runs=2 Total laps=12 Full laps=7

Lap	Lap Time		T1	T2	T3	T4	Speed
1	3'25.620		29.463	37.288	17.280	36.872	
2	**1'52.918**		24.662	35.564	16.797	35.895	213.0
3	**1'54.593**		24.325	36.334	17.741	36.193	214.2
4	**1'51.960**		24.381	35.581	16.658	35.340	216.8
5	**1'52.320**		24.117	35.707	16.731	35.765	220.8
6	2'11.908	*	29.24*	37.826	19.521*	45.319*	211.7
7	2'07.027	P	24.664	37.707	17.736	46.920	213.8
8	3'03.624		25.916	36.633	16.995	36.437	
9	1'52.298	*	24.431	35.627*	16.686	35.554	214.2
10	**1'52.016**		24.365	35.312	16.641	35.698	215.5
11	**2'00.063**		26.599	37.869	17.123	38.472	220.4
12	**1'52.254**		24.597	35.498	16.658	35.501	215.1

5th 80 David ALONSO — Red Bull MotoGP Roo COL

Runs=1 Total laps=7 Full laps=2

Lap	Lap Time		T1	T2	T3	T4	Speed
1	3'27.111		30.106	37.562	17.153	36.438	
2	**1'52.350**		24.431	35.721	16.579	35.619	217.3
3	**1'52.071**		24.237	35.455	16.717	35.662	219.5
4	1'51.788	*	24.177	35.357*	16.582	35.672	218.6
5	1'57.663	*	24.488	39.485*	17.543	36.147	216.0
6	2'07.025	*	24.330	39.312	18.492*	44.891*	215.1
	unfinished		24.801				213.0

6th 96 Daniel HOLGADO — Red Bull MotoGP Roo SPA

Runs=1 Total laps=13 Full laps=9

Lap	Lap Time		T1	T2	T3	T4	Speed
1	2'55.615		29.562	37.043	16.975	36.535	
2	**1'52.952**		24.526	35.708	16.768	35.950	210.5
3	**2'00.608**		24.468	39.313	17.077	39.750	211.3
4	**1'52.296**		24.463	35.549	16.661	35.623	213.8
5	**1'52.213**		24.383	35.419	16.625	35.786	213.0
6	**1'58.905**		24.562	38.616	18.479	37.248	211.7
7	**1'53.030**		24.520	35.705	16.636	36.169	210.1
8	**1'57.445**		25.147	38.455	17.102	36.741	210.1
9	1'55.290	*	24.73*	35.881	17.244	37.430	211.7
10	1'52.648	*	24.529	35.645*	16.679	35.795	211.7
11	**1'52.564**		24.375	35.358	16.696	36.135	212.1
12	1'57.995	*	25.032	37.845*	16.893	38.225	210.5
13	**1'52.702**		24.432	35.654	16.791	35.825	218.1

7th 95 Collin VEIJER — Red Bull MotoGP Roo NED

Runs=1 Total laps=13 Full laps=11

Lap	Lap Time		T1	T2	T3	T4	Speed
1	2'56.321		29.011	37.125	17.165	36.403	
2	**1'53.182**		24.802	35.842	16.774	35.764	216.0
3	**1'57.773**		24.419	36.362	17.169	39.823	221.7

Fastest Lap: Diogo MOREIRA — Red Bull MotoGP Roo BRA — **1'51.561** — 24.075 — 35.584 — 16.501 — 35.401

DORNA DATA PROCESSING TIMING SERVICE DORNA DATA PROCESSING TIMING SERVICE DORNA DATA PROCESSING TIMING SERVICE DORNA DATA PROCESSING TIMING SERVICE DORNA DATA PROCESSING TIMING SERVICE DORNA DATA PROCESSING TIMING SERVICE DORNA DATA PROCESSING TIMING SERVICE DORNA DATA PROCCEESSS

Portimao, Friday, April 16, 2021

Lap	Lap Time		T1	T2	T3	T4	Speed
4	1'55.818		24.653	35.907	17.358	37.900	215.5
5	1'52.489		24.562	35.605	16.714	35.608	213.8
6	1'58.130		24.362	35.845	17.898	40.025	217.7
7	1'52.525		24.584	35.667	16.669	35.605	216.8
8	1'55.252		24.551	37.383	16.783	36.535	218.1
9	1'53.994		24.526	35.687	16.818	36.963	216.0
10	1'54.353	*	24.682	35.995*	16.940	36.736	215.5
11	1'53.927		24.648	36.007	16.895	36.377	216.4
12	1'57.479		24.992	38.880	16.829	36.778	216.8
13	1'53.177		24.552	35.677	17.079	35.869	218.1

8th 28 Matteo BERTELLE Red Bull MotoGP Roo ITA

Runs=2 Total laps=13 Full laps=9

1	2'30.409		29.182	37.058	17.015	44.706	
2	1'53.493		24.756	35.857	16.878	36.002	211.7
3	1'52.935		24.570	35.713	16.794	35.858	209.7
4	1'52.696		24.476	35.588	16.713	35.919	210.1
5	2'07.412	P	26.415	39.769	18.346	42.882	210.1
6	2'25.898		28.647	36.118	16.864	36.299	
7	1'52.646		24.407	35.509	16.736	35.994	216.8
8	1'52.829		24.553	35.519	16.769	35.988	210.5
9	1'53.329		24.614	36.002	16.758	35.955	209.7
10	1'52.742	*	24.405	35.645*	16.877	35.815	212.5
11	1'52.737		24.439	35.681	16.705	35.912	210.5
12	1'53.001		24.428	35.647	16.765	36.161	210.9
13	1'55.478		24.557	35.782	18.743	36.396	211.3

9th 24 Ivan ORTOLÁ Red Bull MotoGP Roo SPA

Runs=1 Total laps=13 Full laps=11

1	2'56.465		29.393	36.703	17.063	36.172	
2	1'52.728		24.479	35.763	16.748	35.738	221.3
3	1'58.605		24.552	37.668	17.048	39.337	214.7
4	1'53.006		24.583	35.743	16.722	35.958	217.3
5	1'52.886		24.737	35.565	16.626	35.958	210.5
6	1'59.770		24.778	37.579	19.456	37.957	209.7
7	1'52.691		24.621	35.619	16.635	35.816	211.7
8	1'54.906		24.803	36.906	16.806	36.391	212.5
9	1'53.941		24.681	35.724	16.851	36.685	210.9
10	1'52.952	*	24.575	35.499*	16.718	36.160	211.3
11	1'56.445		24.733	38.614	16.756	36.342	208.8
12	1'56.398		24.754	36.483	17.005	38.156	221.3
13	1'53.555		24.562	35.572	16.895	36.526	214.7

10th 29 Harrison VOIGHT Red Bull MotoGP Roo AUS

Runs=2 Total laps=13 Full laps=8

1	2'32.209		30.646	37.643	17.585	41.007	
2	1'53.966		24.594	36.161	16.874	36.337	222.6
3	1'53.500		25.082	36.026	16.642	35.750	215.1
4	1'53.080		24.321	35.955	16.807	35.997	217.3
5	1'52.710		24.399	35.755	16.765	35.791	216.8
6	1'57.953	*	26.02*	36.974	17.566	37.389	215.1
7	1'53.607		24.669	35.896	16.796	36.246	211.7
8	2'02.531	P	26.419	37.566	17.319	41.227	210.9
9	2'26.418		26.374	36.361	16.859	37.993	
10	1'54.431	*	24.643	36.074*	17.166	36.548	212.1
11	1'58.012		24.773	39.788	16.843	36.608	212.5
12	1'58.917		27.338	37.036	17.505	37.038	210.5
13	1'54.922		24.748	36.969	16.959	36.246	212.1

11th 19 Scott OGDEN Red Bull MotoGP Roo GBR

Runs=1 Total laps=13 Full laps=11

1	3'22.318		32.042	51.305	20.199	40.678	
2	1'53.417		24.956	35.915	16.730	35.816	213.0
3	1'52.909		24.581	35.600	16.685	36.043	213.4
4	1'55.985		24.918	36.021	16.931	38.115	211.7
5	1'53.911		24.522	36.452	16.969	35.968	218.6
6	2'09.729	*	24.527	35.680	17.688*	51.834*	212.5
7	1'56.647		24.691	37.856	17.425	36.675	213.8
8	1'52.855		24.497	35.837	16.654	35.867	210.5
9	1'54.631		24.822	36.110	16.959	36.740	210.9
10	1'53.222		24.647	35.832	16.788	35.955	213.4
11	1'53.030		24.602	35.637	16.726	36.065	210.5
12	1'59.500		28.713	37.612	16.660	36.515	210.5
13	1'52.763		24.546	35.866	16.628	35.723	213.4

12th 5 Tatchakorn BUASRI Red Bull MotoGP Roo THA

Runs=2 Total laps=12 Full laps=8

1	2'32.835		31.330	38.236	17.284	37.126	
2	1'54.224		24.435	36.586	17.007	36.196	219.9
3	1'53.717		24.599	36.123	17.139	35.856	224.5
4	1'52.890		24.225	35.967	16.759	35.939	222.2
5	2'00.672		28.796	37.033	17.073	37.770	221.7
6	1'53.595		24.584	35.930	16.894	36.187	216.4
7	2'10.805	P	25.294	37.183	17.548	50.780	214.7
8	4'02.094	*	32.917	40.247	19.601	46.009*	
9	1'57.842	*	26.416	37.635*	17.472	36.319	219.9
10	1'53.742		24.614	36.058	16.938	36.132	216.0
11	1'53.059		24.407	35.935	16.817	35.900	218.1
12	1'55.476		24.303	36.223	17.146	37.804	219.9

13th 7 Daniel MUÑOZ Red Bull MotoGP Roo SPA

Runs=2 Total laps=13 Full laps=7

1	2'36.009		30.025	37.432	17.149	37.901	
2	1'53.599		24.789	35.842	16.708	36.260	214.2
3	1'53.067		24.790	35.786	16.713	35.778	213.0
4	1'53.681	*	24.381	35.882*	16.803	36.615	218.6
5	1'59.415	P	24.465	36.249*	17.140	41.561	218.1
6	2'26.247		28.132	36.338	17.001	36.594	
7	1'53.435		24.697	35.877	16.791	36.070	210.5
8	1'54.162		25.136	36.035	16.776	36.215	209.3
9	1'53.255		24.733	35.757	16.690	36.075	211.7
10	1'53.134	*	24.547	35.668*	16.805	36.114	213.4
11	1'53.823	*	24.96.*	35.867	16.819	36.175	212.5
12	1'53.384		24.631	35.766	16.718	36.269	212.5
13	1'52.913		24.594	35.750	16.772	35.797	213.0

14th 77 Filippo FARIOLI Red Bull MotoGP Roo ITA

Runs=2 Total laps=12 Full laps=8

1	2'32.037		29.887	37.986	17.274	39.632	
2	1'54.382		24.941	36.415	16.720	36.306	214.2
3	1'53.234		24.532	35.854	16.634	36.214	219.9
4	1'53.142		24.593	35.868	16.733	35.948	215.1

Fastest Lap:	Diogo MOREIRA	Red Bull MotoGP Roo	BRA	1'51.561	24.075	35.584	16.501	35.401

DORNA DATA PROCESSING -TIMING SERVICE DORNA DATA PROCESSING TIMING SERVICE DORNA DATA PROCESSING TIMING SERVICE DORNA DATA PROCESSING TIMING SERVICE DORNA DATA PROCESSING TIMING SERVICE DORNA DATA PROCESSING TIMING SERVICE DORNA DATA PROCESSING TIMING SERVICE DORNA DATA PROCCEESSS

Lap	Lap Time		T1	T2	T3	T4	Speed
5	1'52.950		24.521	35.706	16.734	35.989	216.8
6	2'04.334		24.543	36.131	17.452	46.208	216.0
7	1'59.546	P	24.839	36.201	16.901	41.605	208.8
8	3'27.406		32.283	40.262	17.679	38.834	
9	1'53.606		24.793	35.955	16.707	36.151	209.7
10	1'53.619		24.682	35.758	16.699	36.480	210.5
11	1'53.814	*	24.613	36.093	16.831	36.277*	211.3
12	1'56.178		24.743	36.725	17.087	37.623	207.6

15th 34 Mario AJI — Red Bull MotoGP Roo INA

Runs=3 Total laps=12 Full laps=7

Lap	Lap Time		T1	T2	T3	T4	Speed
1	2'36.044		28.929	37.328	17.071	37.691	
2	1'53.569		25.184	35.929	16.574	35.882	213.8
3	1'53.271		25.201	35.806	16.738	35.526	213.0
4	1'53.075		24.295	35.897	16.716	36.167	219.5
5	2'03.936	P	25.118	38.384*	17.716	42.718	212.1
6	2'43.150	P	28.463	36.753	17.293	53.029	
7	3'33.360		29.596	39.353	17.368	37.586	
8	1'52.977		24.681	35.925	16.726	35.645	208.8
9	1'52.933	*	24.336	35.850*	16.759	35.988*	216.8
10	1'57.646		24.534	36.426	17.396	39.290	211.3
11	1'57.387		25.267	36.821	17.606	37.693	208.8
12	1'54.576		24.803	36.473	16.905	36.395	210.9

16th 78 Jakob ROSENTHAL — Red Bull MotoGP Roo AUT

Runs=2 Total laps=13 Full laps=9

Lap	Lap Time		T1	T2	T3	T4	Speed
1	2'30.347		31.293	37.895	17.115	39.855	
2	1'54.500		25.330	36.385	16.862	35.923	208.4
3	1'53.013		24.547	36.043	16.625	35.798	218.6
4	1'53.418		24.483	36.243	16.827	35.865	219.0
5	1'53.748		24.698	36.159	16.858	36.033	212.5
6	2'03.049	P	24.706	37.051	17.210	44.082	211.7
7	2'57.243		30.631	37.031	17.538	36.825	
8	1'54.431	*	24.88'*	36.616	16.814	36.112	216.4
9	1'53.839		24.768	36.260	16.842	35.969	213.4
10	1'53.404		24.701	36.057	16.768	35.878	213.4
11	1'53.503		24.588	35.962	16.834	36.119	215.5
12	1'54.263		24.767	36.375	16.862	36.259	213.8
13	1'53.680		25.130	36.110	16.627	35.813	211.3

17th 21 Demis MIHAILA — Red Bull MotoGP Roo ITA

Runs=1 Total laps=13 Full laps=11

Lap	Lap Time		T1	T2	T3	T4	Speed
1	2'34.378		31.615	39.703	17.784	41.670	
2	1'55.313		25.163	36.594	17.197	36.359	210.9
3	1'53.464		24.853	35.942	17.053	35.616	216.0
4	1'53.230		24.661	35.856	16.792	35.921	222.2
5	1'56.323		24.993	36.158	16.967	38.205	218.1
6	1'57.671		25.082	36.081	17.327	39.181	209.7
7	1'54.098		24.852	36.055	16.905	36.286	215.1
8	2'10.096		27.114	38.668	18.033	46.281	208.8
9	2'00.408		26.681	38.786	17.435	37.506	206.1
10	1'54.605	*	25.180	36.237*	16.878	36.310	207.2
11	1'54.238		25.059	36.000	16.989	36.190	209.7
12	1'56.241		25.208	37.187	17.207	36.639	215.1
13	1'54.306		25.133	35.972	16.937	36.264	208.0

18th 55 Noah DETTWILER — Red Bull MotoGP Roo SWI

Runs=2 Total laps=6 Full laps=3

Lap	Lap Time		T1	T2	T3	T4	Speed
1	2'30.482		29.080	37.128	17.040	44.502	
2	1'53.936		24.905	36.013	16.931	36.087	213.4
3	1'53.238		24.577	35.756	16.776	36.129	214.2
4	1'54.167		24.893	36.168	16.877	36.229	213.0
5	2'06.480	P	24.751	38.208	17.126	46.395	211.7
6	3'33.830	P	28.146	36.198	L'11.303	50.814	

19th 13 Sho NISHIMURA — Red Bull MotoGP Roo JPN

Runs=2 Total laps=13 Full laps=8

Lap	Lap Time		T1	T2	T3	T4	Speed
1	2'36.234		30.447	37.402	17.136	37.610	
2	1'53.748		24.868	35.921	16.922	36.037	218.1
3	1'53.768		24.938	35.938	16.826	36.066	219.5
4	1'53.288		24.437	36.100	16.782	35.969	219.5
5	2'00.085	P	24.609	36.213	16.843	42.420	219.0
6	2'25.538		27.823	36.232	17.115	36.485	
7	1'53.696		24.865	35.712	16.948	36.171	212.1
8	1'54.250		25.124	36.014	16.852	36.260	213.4
9	1'59.369		24.950	35.850	16.831	41.738	211.3
10	1'53.553	*	24.624	35.861*	16.885	36.183	215.1
11	1'56.705		24.778	35.875	16.949	39.103	212.5
12	1'57.878		25.545	36.602	18.181	37.550	214.7
13	1'54.128	*	24.791	35.797	17.010	36.530*	214.2

20th 48 Gabin PLANQUES — Red Bull MotoGP Roo FRA

Runs=1 Total laps=13 Full laps=11

Lap	Lap Time		T1	T2	T3	T4	Speed
1	3'10.709		29.760	41.063	18.240	39.460	
2	1'55.210		25.337	36.258	17.164	36.451	206.8
3	2'02.813		25.007	37.603	17.323	42.880	212.5
4	1'55.074		25.048	36.493	17.058	36.475	213.4
5	1'55.188		24.595	36.793	16.828	36.972	214.2
6	2'08.252	*	24.702	36.036	17.628*	49.886*	213.4
7	1'54.625		25.080	36.133	16.950	36.462	210.5
8	1'54.187		25.000	36.056	16.793	36.338	208.0
9	1'58.223		26.132	38.056	17.586	36.449	208.8
10	1'53.450		24.731	35.928	16.790	36.001	211.3
11	1'54.654		25.502	36.333	16.820	35.999	213.0
12	1'53.625		24.579	35.951	16.785	36.310	214.7
13	1'58.902		25.680	38.407	17.531	37.284	213.8

21st 9 Freddie HEINRICH — Red Bull MotoGP Roo GER

Runs=2 Total laps=10 Full laps=7

Lap	Lap Time		T1	T2	T3	T4	Speed
1	2'31.331		29.542	37.655	17.097	43.468	
2	1'55.249		25.062	36.927	17.005	36.255	212.5
3	1'54.290		24.816	36.215	16.987	36.272	221.7
4	1'53.601		24.540	36.233	16.846	35.982	215.1
5	1'55.414		24.770	36.673	17.080	36.891	213.4
6	2'08.912	P	26.168	37.709	17.135	47.900	206.5
7	8'27.341		31.423	38.231	17.139	36.208	
8	1'54.459		24.828	36.350	16.937	36.344	209.3
9	1'54.699		24.818	36.549	16.950	36.382	214.7
10	1'53.597		24.755	36.239	16.767	35.836	210.9

Fastest Lap:	Diogo MOREIRA	Red Bull MotoGP Roo	BRA	1'51.561	24.075	35.584	16.501	35.401

DORNA DATA PROCESSING ,TIMING SERVICE DORNA DATA PROCESSING TIMING SERVICE DORNA DATA PROCESSING TIMING SERVICE DORNA DATA PROCESSING TIMING SERVICE DORNA DATA PROCESSING TIMING SERVICE DORNA DATA PROCESSING TIMING SERVICE DORNA DATA PROCESSING TIMING SERVICE DORNA DATA PROCCEESSS

Qualifying Practice

RookiesCup

22nd 58 Luca LUNETTA — Red Bull MotoGP Roo ITA

Runs=2 Total laps=12 Full laps=8

Lap	Lap Time		T1	T2	T3	T4	Speed
1	3'10.888		30.446	40.564	18.332	40.258	
2	**1'54.956**		24.956	36.287	17.177	36.536	216.4
3	2'03.235	*	24.828	37.444*	17.301	43.662	210.5
4	**1'55.217**		24.823	36.243	17.033	37.118	218.1
5	**1'57.401**		24.617	36.578	17.464	38.742	218.6
6	2'08.406	P	24.484	35.946	16.983*	50.993	218.6
7	2'31.710		31.882	37.193	17.286	36.423	
8	**1'54.449**		25.209	35.929	16.994	36.317	210.9
9	**1'53.798**		24.700	35.867	16.994	36.237	210.5
10	**1'53.781**		24.765	35.883	16.984	36.149	209.7
11	**1'54.526**		24.682	36.631	17.031	36.182	210.9
12	**1'56.215**		24.628	36.131	17.230	38.226	215.1

23rd 8 Eddie O'SHEA — Red Bull MotoGP Roo GBR

Runs=1 Total laps=10 Full laps=7

Lap	Lap Time		T1	T2	T3	T4	Speed
1	2'20.714		32.341	39.409	17.476	37.605	
2	**1'56.187**		25.613	36.830	17.136	36.608	207.2
3	1'55.232	*	25.156	36.437*	17.063	36.576	213.4
4	**1'54.700**		24.905	36.270	16.849	36.676	209.7
5	**2'00.258**		25.109	36.161	17.915	41.073	208.4
6	**1'55.147**		24.906	36.417	16.946	36.878	213.0
7	**1'55.029**		24.939	36.273	16.918	36.899	209.7
8	**1'58.317**		25.846	37.369	18.009	37.093	214.7
9	**1'57.672**		25.250	37.502	17.727	37.193	210.5
	unfinished		25.042	36.232			210.5

24th 14 Cormac BUCHANA — Red Bull MotoGP Roo NZE

Runs=1 Total laps=13 Full laps=12

Lap	Lap Time		T1	T2	T3	T4	Speed
1	2'20.798		25.670	39.489	17.508	37.278	
2	**1'55.815**		25.183	36.656	17.373	36.603	211.3
3	**1'55.715**		25.723	36.491	17.003	36.498	208.4
4	**1'54.931**		25.025	36.473	16.991	36.442	215.5
5	**1'54.965**		25.102	36.200	17.044	36.619	210.9
6	**1'55.034**		25.066	36.343	16.921	36.704	206.5
7	**1'55.533**		25.396	36.426	17.115	36.596	206.8
8	**1'55.459**		25.213	36.479	16.952	36.815	206.1
9	**1'55.528**		25.233	36.406	17.189	36.700	208.4
10	**1'57.155**		25.063	37.382	17.295	37.415	207.2
11	**1'55.207**		25.274	36.445	16.973	36.515	206.1
12	**1'56.728**		25.260	36.855	17.181	37.432	207.2
13	**1'55.654**		25.184	36.711	17.008	36.751	206.8

25th 42 Soma GÖRBE — Red Bull MotoGP Roo HUN

Runs=2 Total laps=12 Full laps=8

Lap	Lap Time		T1	T2	T3	T4	Speed
1	2'36.099		29.156	39.329	18.081	39.758	
2	**1'55.887**		25.385	36.373	17.038	37.091	213.4
3	**1'58.207**		25.283	37.667	17.658	37.599	214.7
4	**1'55.811**		25.295	36.515	17.082	36.919	210.9
5	**1'55.779**		25.319	36.367	17.111	36.982	212.5
6	2'04.428	P	25.574	37.609	17.488	43.757	211.7
7	4'29.938		30.907	39.011	18.113	38.222	
8	**1'56.142**		25.467	36.464	17.204	37.007	213.4
9	**1'55.474**		25.235	36.417	17.100	36.722	208.4
10	**1'56.353**		25.033	37.030	17.109	37.181	214.7
11	1'57.164	*	25.38/*	37.381*	17.367	37.030	213.4
12	**1'55.179**		25.168	36.223	17.068	36.720	213.4

26th 39 Bartholomé PERRI — Red Bull MotoGP Roo FRA

Runs=3 Total laps=12 Full laps=6

Lap	Lap Time		T1	T2	T3	T4	Speed
1	2'30.694		29.395	37.399	17.354	43.478	
2	**1'55.683**		25.270	36.919	16.860	36.634	217.3
3	1'56.162	*	25.440	37.017*	17.134	36.571	220.8
4	**2'01.600**		25.348	36.331	16.982	42.939	210.1
5	**1'55.793**		25.455	36.679	16.907	36.752	207.2
6	**1'55.442**		25.364	36.365	17.069	36.644	206.5
7	2'16.437	P	27.89/*	38.661	17.685	52.192	207.2
8	3'21.902	*	24.413	37.295*	17.272	37.210	
9	2'05.107	P	25.230	36.502	17.380	45.995	210.9
10	2'25.593		24.284	38.500	17.279	37.037	
11	**1'56.067**		25.351	36.872	16.999	36.845	208.8
12	**1'55.704**		25.286	36.462	17.205	36.751	208.4

Fastest Lap:	Diogo MOREIRA	Red Bull MotoGP Roo	BRA	**1'51.561**	24.075	35.584	16.501	35.401

DORNA DATA PROCESSING ,TIMING SERVICE DORNA DATA PROCESSING TIMING SERVICE DORNA DATA PROCESSING TIMING SERVICE DORNA DATA PROCESSING TIMING SERVICE DORNA DATA PROCESSING TIMING SERVICE DORNA DATA PROCESSING TIMING SERVICE DORNA DATA PROCESSING TIMING SERVICE DORNA DATA PROCCEESSS

garve International Circ

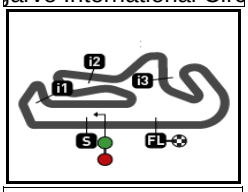

4592 m.

Results and timing service provided by TISSOT

RookiesCup

GRANDE PRÉMIO 888 DE PORTUGAL

Qualifying Practice

Fastest Laps Sequence

Practice Time		Rider	Nation	Motorcycle	Time	Km/h	Rider's Lap
4'16.613	14	**Cormac BUCHANAN**	NZE	KTM	**1'55.815**	142.7	2
4'23.902	28	**Matteo BERTELLE**	ITA	KTM	**1'53.493**	145.6	2
4'48.567	96	**Daniel HOLGADO**	SPA	KTM	**1'52.952**	146.3	2
4'49.193	24	**Ivan ORTOLÁ**	SPA	KTM	**1'52.728**	146.6	2
5'19.461	80	**David ALONSO**	COL	KTM	**1'52.350**	147.1	2
5'19.566	23	**Alex MILLAN**	SPA	KTM	**1'52.237**	147.2	2
6'46.752	92	**Diogo MOREIRA**	BRA	KTM	**1'52.163**	147.3	3
7'06.822	64	**David MUÑOZ**	SPA	KTM	**1'51.982**	147.6	3
8'58.612	64	**David MUÑOZ**	SPA	KTM	**1'51.790**	147.8	4
9'03.358	23	**Alex MILLAN**	SPA	KTM	**1'51.746**	147.9	4
10'34.765	92	**Diogo MOREIRA**	BRA	KTM	**1'51.561**	148.1	5

DORNA DATA PROCESSING _TIMING SERVICE DORNA DATA PROCESSING TIMING SERVICE DORNA DATA PROCESSING TIMING SERVICE DORNA DATA PROCESSING TIMING SERVICE DORNA DATA PROCESSING TIMING SERVICE DORNA DATA PROCESSING TIMING SERVICE DORNA DATA PROCESSING TIMING SERVICE DORNA DATA PROCESSING TIMING SERVICE DORNA DATA PROCCEESSS

Portimao, Friday, April 16, 2021

garve International Circ

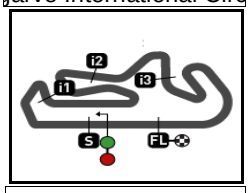

4592 m.

Results and timing service provided by TISSOT

RookiesCup

GRANDE PRÉMIO 888 DE PORTUGAL
Official Starting Grid

Race : 16 laps = 73.472 km

1	**1** 1'51.561 **92 Diogo MOREIRA** KTM	**2** 1'51.746 **23 Alex MILLAN** KTM	**3** 1'51.790 **64 David MUÑOZ** KTM
2	**4** 1'51.960 **89 Marcos URIARTE** KTM	**5** 1'52.071 **80 David ALONSO** KTM	**6** 1'52.213 **96 Daniel HOLGADO** KTM
3	**7** 1'52.489 **95 Collin VEIJER** KTM	**8** 1'52.646 **28 Matteo BERTELLE** KTM	**9** 1'52.691 **24 Ivan ORTOLÁ** KTM
4	**10** 1'52.710 **29 Harrison VOIGHT** KTM	**11** 1'52.763 **19 Scott OGDEN** KTM	**12** 1'52.890 **5 Tatchakorn BUASRI** KTM
5	**13** 1'52.913 **7 Daniel MUÑOZ** KTM	**14** 1'52.950 **77 Filippo FARIOLI** KTM	**15** 1'52.977 **34 Mario AJI** KTM
6	**16** 1'53.013 **78 Jakob ROSENTHALER** KTM	**17** 1'53.230 **21 Demis MIHAILA** KTM	**18** 1'53.238 **55 Noah DETTWILER** KTM
7	**19** 1'53.288 **13 Sho NISHIMURA** KTM	**20** 1'53.450 **48 Gabin PLANQUES** KTM	**21** 1'53.597 **9 Freddie HEINRICH** KTM
8	**22** 1'53.781 **58 Luca LUNETTA** KTM	**23** 1'54.700 **8 Eddie O'SHEA** KTM	**24** 1'54.931 **14 Cormac BUCHANAN** KTM

The results are provisional until the end of the limit for protest and appeals and until the ratification of the Event Management Committee.

Time limit for protest expires 60' at the latest after publication of the results - . ..... Time: .....

DORNA DATA PROCESSING TIMING SERVICE DORNA DATA PROCESSING TIMING SERVICE DORNA DATA PROCESSING TIMING SERVICE DORNA DATA PROCESSING TIMING SERVICE DORNA DATA PROCESSING TIMING SERVICE DORNA DATA PROCESSING TIMING SERVICE DORNA DATA PROCESSING TIMING SERVICE DORNA DATA PROCCEESSS

Portimao, Friday, April 16, 2021

garve International Circ

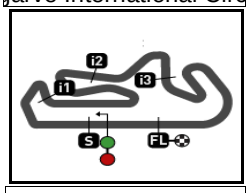

4592 m.

Results and timing service provided by TISSOT

RookiesCup

GRANDE PRÉMIO 888 DE PORTUGAL

Official Starting Grid

Race : 16 laps = 73.472 km

9

25
1'55.179
42 Soma GÖRBE
KTM

26
1'55.442
39 Bartholomé PERRIN
KTM

The results are provisional until the end of the limit for protest and appeals and until the ratification of the Event Management Committee.

Time limit for protest expires 60' at the latest after publication of the results - . ..... Time: .....

DORNA DATA PROCESSING ,TIMING SERVICE DORNA DATA PROCESSING TIMING SERVICE DORNA DATA PROCESSING TIMING SERVICE DORNA DATA PROCESSING TIMING SERVICE DORNA DATA PROCESSING TIMING SERVICE DORNA DATA PROCESSING TIMING SERVICE DORNA DATA PROCESSING TIMING SERVICE DORNA DATA PROCCEESSS

Portimao, Friday, April 16, 2021

garve International Circ

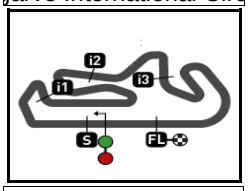

4592 m.

Results and timing service provided by TISSOT

RookiesCup

GRANDE PRÉMIO 888 DE PORTUGAL

Qualifying Practice

Chronological Analysis of Performances

** Lap / Sector time cancelled* — ***T1*** *Time from finish line to 1st intermediate* — ***T3*** *Time from 2nd intermed. to 3rd intermed.*

P *Crossing the finish line in pit lane* — ***T2*** *Time from 1st intermed. to 2nd intermed.* — ***T4*** *Time from 3rd intermediate to finish line*

1st 92 Diogo MOREIRA — Red Bull MotoGP Roo BRA

Runs=3 Total laps=13 Full laps=7

Lap	Lap Time		T1	T2	T3	T4	Speed
1	2'35.989	P	29.538	36.482	17.302	52.297	
2	2'18.600		21.511	36.108	16.573	35.824	
3	**1'52.163**		24.323	35.526	16.577	35.737	215.1
4	**1'56.452**		24.614	37.698	17.500	36.640	214.7
5	**1'51.561**		24.075	35.584	16.501	35.401	219.5
6	**1'52.400**		24.253	35.632	16.555	35.960	216.8
7	**1'59.945**		24.708	36.051	17.239	41.947	212.5
8	**1'53.063**		24.416	35.829	16.768	36.050	217.7
9	2'04.716	P	26.79*	37.358	16.830	43.735	212.5
10	2'23.695	*	22.949	39.619*	16.790	35.731	
11	1'53.431	*	24.518	36.226*	16.779	35.908	218.1
12	1'53.362	*	24.431	35.899*	16.596	36.436	216.4
13	**1'52.955**		24.361	35.846	16.733	36.015	217.3

2nd 23 Alex MILLAN — Red Bull MotoGP Roo SPA

Runs=2 Total laps=12 Full laps=7

Lap	Lap Time		T1	T2	T3	T4	Speed
1	3'27.329		30.626	37.512	17.129	36.476	
2	**1'52.237**		24.407	35.695	16.597	35.538	218.6
3	**1'52.046**		24.389	35.383	16.699	35.575	223.1
4	**1'51.746**		24.380	35.317	16.519	35.530	219.0
5	**1'57.954**		24.614	39.467	17.720	36.153	214.7
6	2'05.508	*	24.366	39.129	18.491*	43.522*	216.4
7	2'09.952	P	25.542	38.385	18.327	47.698	209.3
8	3'44.390		33.437	36.588	16.914	36.105	
9	**1'53.046**		24.847	35.665	16.688	35.846	211.3
10	1'53.164	*	24.747	35.627*	16.820	35.970	211.3
11	**1'52.651**		24.518	35.641	16.599	35.893	213.4
12	**1'54.112**		24.530	36.474	16.940	36.168	213.8

3rd 64 David MUÑOZ — Red Bull MotoGP Roo SPA

Runs=3 Total laps=11 Full laps=6

Lap	Lap Time		T1	T2	T3	T4	Speed
1	3'21.927		28.599	36.868	17.122	39.229	
2	**1'52.913**		24.737	35.552	16.889	35.735	210.5
3	**1'51.982**		24.368	35.325	16.693	35.596	212.5
4	**1'51.790**		24.364	35.155	16.657	35.614	211.3
5	**1'51.821**		24.344	35.214	16.635	35.628	211.3
6	2'19.535	P	24.432	35.180	16.580	1'03.343	210.1
7	3'26.962	*	29.234	37.938	17.362	38.194*	
8	**1'52.207**		24.446	35.317	16.675	35.769	213.4
9	2'17.863	P	40.383	37.726	17.280	42.474	212.1
10	4'02.229		30.547	38.152	17.610	37.390	
11	**1'55.671**		25.403	36.211	17.177	36.880	205.7

4th 89 Marcos URIARTE — Red Bull MotoGP Roo SPA

Runs=2 Total laps=12 Full laps=7

Lap	Lap Time		T1	T2	T3	T4	Speed
1	3'25.620		29.463	37.288	17.280	36.872	
2	**1'52.918**		24.662	35.564	16.797	35.895	213.0
3	**1'54.593**		24.325	36.334	17.741	36.193	214.2
4	**1'51.960**		24.381	35.581	16.658	35.340	216.8
5	**1'52.320**		24.117	35.707	16.731	35.765	220.8
6	2'11.908	*	29.24*	37.826	19.521*	45.319*	211.7
7	2'07.027	P	24.664	37.707	17.736	46.920	213.8
8	3'03.624		25.916	36.633	16.995	36.437	
9	1'52.298	*	24.431	35.627*	16.686	35.554	214.2
10	**1'52.016**		24.365	35.312	16.641	35.698	215.5
11	**2'00.063**		26.599	37.869	17.123	38.472	220.4
12	**1'52.254**		24.597	35.498	16.658	35.501	215.1

5th 80 David ALONSO — Red Bull MotoGP Roo COL

Runs=1 Total laps=7 Full laps=2

Lap	Lap Time		T1	T2	T3	T4	Speed
1	3'27.111		30.106	37.562	17.153	36.438	
2	**1'52.350**		24.431	35.721	16.579	35.619	217.3
3	**1'52.071**		24.237	35.455	16.717	35.662	219.5
4	1'51.788	*	24.177	35.357*	16.582	35.672	218.6
5	1'57.663	*	24.488	39.485*	17.543	36.147	216.0
6	2'07.025	*	24.330	39.312	18.492*	44.891*	215.1
	unfinished		24.801				213.0

6th 96 Daniel HOLGADO — Red Bull MotoGP Roo SPA

Runs=1 Total laps=13 Full laps=9

Lap	Lap Time		T1	T2	T3	T4	Speed
1	2'55.615		29.562	37.043	16.975	36.535	
2	**1'52.952**		24.526	35.708	16.768	35.950	210.5
3	**2'00.608**		24.468	39.313	17.077	39.750	211.3
4	**1'52.296**		24.463	35.549	16.661	35.623	213.8
5	**1'52.213**		24.383	35.419	16.625	35.786	213.0
6	**1'58.905**		24.562	38.616	18.479	37.248	211.7
7	**1'53.030**		24.520	35.705	16.636	36.169	210.1
8	**1'57.445**		25.147	38.455	17.102	36.741	210.1
9	1'55.290	*	24.73*	35.881	17.244	37.430	211.7
10	1'52.648	*	24.529	35.645*	16.679	35.795	211.7
11	**1'52.564**		24.375	35.358	16.696	36.135	212.1
12	1'57.995	*	25.032	37.845*	16.893	38.225	210.5
13	**1'52.702**		24.432	35.654	16.791	35.825	218.1

7th 95 Collin VEIJER — Red Bull MotoGP Roo NED

Runs=1 Total laps=13 Full laps=11

Lap	Lap Time		T1	T2	T3	T4	Speed
1	2'56.321		29.011	37.125	17.165	36.403	
2	**1'53.182**		24.802	35.842	16.774	35.764	216.0
3	**1'57.773**		24.419	36.362	17.169	39.823	221.7

Fastest Lap: Diogo MOREIRA — Red Bull MotoGP Roo BRA — **1'51.561** — 24.075 — 35.584 — 16.501 — 35.401

DORNA DATA PROCESSING TIMING SERVICE DORNA DATA PROCESSING TIMING SERVICE DORNA DATA PROCESSING TIMING SERVICE DORNA DATA PROCESSING TIMING SERVICE DORNA DATA PROCESSING TIMING SERVICE DORNA DATA PROCESSING TIMING SERVICE DORNA DATA PROCESSING TIMING SERVICE DORNA DATA PROCCEESSS

Portimao, Friday, April 16, 2021

Lap	Lap Time		T1	T2	T3	T4	Speed
4	1'55.818		24.653	35.907	17.358	37.900	215.5
5	1'52.489		24.562	35.605	16.714	35.608	213.8
6	1'58.130		24.362	35.845	17.898	40.025	217.7
7	1'52.525		24.584	35.667	16.669	35.605	216.8
8	1'55.252		24.551	37.383	16.783	36.535	218.1
9	1'53.994		24.526	35.687	16.818	36.963	216.0
10	1'54.353	*	24.682	35.995*	16.940	36.736	215.5
11	1'53.927		24.648	36.007	16.895	36.377	216.4
12	1'57.479		24.992	38.880	16.829	36.778	216.8
13	1'53.177		24.552	35.677	17.079	35.869	218.1

8th 28 Matteo BERTELLE Red Bull MotoGP Roo ITA

Runs=2 Total laps=13 Full laps=9

1	2'30.409		29.182	37.058	17.015	44.706	
2	1'53.493		24.756	35.857	16.878	36.002	211.7
3	1'52.935		24.570	35.713	16.794	35.858	209.7
4	1'52.696		24.476	35.588	16.713	35.919	210.1
5	2'07.412	P	26.415	39.769	18.346	42.882	210.1
6	2'25.898		28.647	36.118	16.864	36.299	
7	1'52.646		24.407	35.509	16.736	35.994	216.8
8	1'52.829		24.553	35.519	16.769	35.988	210.5
9	1'53.329		24.614	36.002	16.758	35.955	209.7
10	1'52.742	*	24.405	35.645*	16.877	35.815	212.5
11	1'52.737		24.439	35.681	16.705	35.912	210.5
12	1'53.001		24.428	35.647	16.765	36.161	210.9
13	1'55.478		24.557	35.782	18.743	36.396	211.3

9th 24 Ivan ORTOLÁ Red Bull MotoGP Roo SPA

Runs=1 Total laps=13 Full laps=11

1	2'56.465		29.393	36.703	17.063	36.172	
2	1'52.728		24.479	35.763	16.748	35.738	221.3
3	1'58.605		24.552	37.668	17.048	39.337	214.7
4	1'53.006		24.583	35.743	16.722	35.958	217.3
5	1'52.886		24.737	35.565	16.626	35.958	210.5
6	1'59.770		24.778	37.579	19.456	37.957	209.7
7	1'52.691		24.621	35.619	16.635	35.816	211.7
8	1'54.906		24.803	36.906	16.806	36.391	212.5
9	1'53.941		24.681	35.724	16.851	36.685	210.9
10	1'52.952	*	24.575	35.499*	16.718	36.160	211.3
11	1'56.445		24.733	38.614	16.756	36.342	208.8
12	1'56.398		24.754	36.483	17.005	38.156	221.3
13	1'53.555		24.562	35.572	16.895	36.526	214.7

10th 29 Harrison VOIGHT Red Bull MotoGP Roo AUS

Runs=2 Total laps=13 Full laps=8

1	2'32.209		30.646	37.643	17.585	41.007	
2	1'53.966		24.594	36.161	16.874	36.337	222.6
3	1'53.500		25.082	36.026	16.642	35.750	215.1
4	1'53.080		24.321	35.955	16.807	35.997	217.3
5	1'52.710		24.399	35.755	16.765	35.791	216.8
6	1'57.953	*	26.02*	36.974	17.566	37.389	215.1
7	1'53.607		24.669	35.896	16.796	36.246	211.7
8	2'02.531	P	26.419	37.566	17.319	41.227	210.9
9	2'26.418		26.374	36.361	16.859	37.993	
10	1'54.431	*	24.643	36.074*	17.166	36.548	212.1
11	1'58.012		24.773	39.788	16.843	36.608	212.5
12	1'58.917		27.338	37.036	17.505	37.038	210.5
13	1'54.922		24.748	36.969	16.959	36.246	212.1

11th 19 Scott OGDEN Red Bull MotoGP Roo GBR

Runs=1 Total laps=13 Full laps=11

1	3'22.318		32.042	51.305	20.199	40.678	
2	1'53.417		24.956	35.915	16.730	35.816	213.0
3	1'52.909		24.581	35.600	16.685	36.043	213.4
4	1'55.985		24.918	36.021	16.931	38.115	211.7
5	1'53.911		24.522	36.452	16.969	35.968	218.6
6	2'09.729	*	24.527	35.680	17.688*	51.834*	212.5
7	1'56.647		24.691	37.856	17.425	36.675	213.8
8	1'52.855		24.497	35.837	16.654	35.867	210.5
9	1'54.631		24.822	36.110	16.959	36.740	210.9
10	1'53.222		24.647	35.832	16.788	35.955	213.4
11	1'53.030		24.602	35.637	16.726	36.065	210.5
12	1'59.500		28.713	37.612	16.660	36.515	210.5
13	1'52.763		24.546	35.866	16.628	35.723	213.4

12th 5 Tatchakorn BUASRI Red Bull MotoGP Roo THA

Runs=2 Total laps=12 Full laps=8

1	2'32.835		31.330	38.236	17.284	37.126	
2	1'54.224		24.435	36.586	17.007	36.196	219.9
3	1'53.717		24.599	36.123	17.139	35.856	224.5
4	1'52.890		24.225	35.967	16.759	35.939	222.2
5	2'00.672		28.796	37.033	17.073	37.770	221.7
6	1'53.595		24.584	35.930	16.894	36.187	216.4
7	2'10.805	P	25.294	37.183	17.548	50.780	214.7
8	4'02.094	*	32.917	40.247	19.601	46.009*	
9	1'57.842	*	26.416	37.635*	17.472	36.319	219.9
10	1'53.742		24.614	36.058	16.938	36.132	216.0
11	1'53.059		24.407	35.935	16.817	35.900	218.1
12	1'55.476		24.303	36.223	17.146	37.804	219.9

13th 7 Daniel MUÑOZ Red Bull MotoGP Roo SPA

Runs=2 Total laps=13 Full laps=7

1	2'36.009		30.025	37.432	17.149	37.901	
2	1'53.599		24.789	35.842	16.708	36.260	214.2
3	1'53.067		24.790	35.786	16.713	35.778	213.0
4	1'53.681	*	24.381	35.882*	16.803	36.615	218.6
5	1'59.415	P	24.465	36.249*	17.140	41.561	218.1
6	2'26.247		28.132	36.338	17.001	36.594	
7	1'53.435		24.697	35.877	16.791	36.070	210.5
8	1'54.162		25.136	36.035	16.776	36.215	209.3
9	1'53.255		24.733	35.757	16.690	36.075	211.7
10	1'53.134	*	24.547	35.668*	16.805	36.114	213.4
11	1'53.823	*	24.96.*	35.867	16.819	36.175	212.5
12	1'53.384		24.631	35.766	16.718	36.269	212.5
13	1'52.913		24.594	35.750	16.772	35.797	213.0

14th 77 Filippo FARIOLI Red Bull MotoGP Roo ITA

Runs=2 Total laps=12 Full laps=8

1	2'32.037		29.887	37.986	17.274	39.632	
2	1'54.382		24.941	36.415	16.720	36.306	214.2
3	1'53.234		24.532	35.854	16.634	36.214	219.9
4	1'53.142		24.593	35.868	16.733	35.948	215.1

Fastest Lap:	Diogo MOREIRA	Red Bull MotoGP Roo	BRA	1'51.561	24.075	35.584	16.501	35.401

DORNA DATA PROCESSING -TIMING SERVICE DORNA DATA PROCESSING TIMING SERVICE DORNA DATA PROCESSING TIMING SERVICE DORNA DATA PROCESSING TIMING SERVICE DORNA DATA PROCESSING TIMING SERVICE DORNA DATA PROCESSING TIMING SERVICE DORNA DATA PROCESSING TIMING SERVICE DORNA DATA PROCCEESSS

Lap	Lap Time		T1	T2	T3	T4	Speed
5	1'52.950		24.521	35.706	16.734	35.989	216.8
6	2'04.334		24.543	36.131	17.452	46.208	216.0
7	1'59.546	P	24.839	36.201	16.901	41.605	208.8
8	3'27.406		32.283	40.262	17.679	38.834	
9	1'53.606		24.793	35.955	16.707	36.151	209.7
10	1'53.619		24.682	35.758	16.699	36.480	210.5
11	1'53.814	*	24.613	36.093	16.831	36.277*	211.3
12	1'56.178		24.743	36.725	17.087	37.623	207.6

15th 34 Mario AJI — Red Bull MotoGP Roo INA

Runs=3 Total laps=12 Full laps=7

Lap	Lap Time		T1	T2	T3	T4	Speed
1	2'36.044		28.929	37.328	17.071	37.691	
2	1'53.569		25.184	35.929	16.574	35.882	213.8
3	1'53.271		25.201	35.806	16.738	35.526	213.0
4	1'53.075		24.295	35.897	16.716	36.167	219.5
5	2'03.936	P	25.118	38.384*	17.716	42.718	212.1
6	2'43.150	P	28.463	36.753	17.293	53.029	
7	3'33.360		29.596	39.353	17.368	37.586	
8	1'52.977		24.681	35.925	16.726	35.645	208.8
9	1'52.933	*	24.336	35.850*	16.759	35.988*	216.8
10	1'57.646		24.534	36.426	17.396	39.290	211.3
11	1'57.387		25.267	36.821	17.606	37.693	208.8
12	1'54.576		24.803	36.473	16.905	36.395	210.9

16th 78 Jakob ROSENTHAL — Red Bull MotoGP Roo AUT

Runs=2 Total laps=13 Full laps=9

Lap	Lap Time		T1	T2	T3	T4	Speed
1	2'30.347		31.293	37.895	17.115	39.855	
2	1'54.500		25.330	36.385	16.862	35.923	208.4
3	1'53.013		24.547	36.043	16.625	35.798	218.6
4	1'53.418		24.483	36.243	16.827	35.865	219.0
5	1'53.748		24.698	36.159	16.858	36.033	212.5
6	2'03.049	P	24.706	37.051	17.210	44.082	211.7
7	2'57.243		30.631	37.031	17.538	36.825	
8	1'54.431	*	24.88'*	36.616	16.814	36.112	216.4
9	1'53.839		24.768	36.260	16.842	35.969	213.4
10	1'53.404		24.701	36.057	16.768	35.878	213.4
11	1'53.503		24.588	35.962	16.834	36.119	215.5
12	1'54.263		24.767	36.375	16.862	36.259	213.8
13	1'53.680		25.130	36.110	16.627	35.813	211.3

17th 21 Demis MIHAILA — Red Bull MotoGP Roo ITA

Runs=1 Total laps=13 Full laps=11

Lap	Lap Time		T1	T2	T3	T4	Speed
1	2'34.378		31.615	39.703	17.784	41.670	
2	1'55.313		25.163	36.594	17.197	36.359	210.9
3	1'53.464		24.853	35.942	17.053	35.616	216.0
4	1'53.230		24.661	35.856	16.792	35.921	222.2
5	1'56.323		24.993	36.158	16.967	38.205	218.1
6	1'57.671		25.082	36.081	17.327	39.181	209.7
7	1'54.098		24.852	36.055	16.905	36.286	215.1
8	2'10.096		27.114	38.668	18.033	46.281	208.8
9	2'00.408		26.681	38.786	17.435	37.506	206.1
10	1'54.605	*	25.180	36.237*	16.878	36.310	207.2
11	1'54.238		25.059	36.000	16.989	36.190	209.7
12	1'56.241		25.208	37.187	17.207	36.639	215.1
13	1'54.306		25.133	35.972	16.937	36.264	208.0

18th 55 Noah DETTWILER — Red Bull MotoGP Roo SWI

Runs=2 Total laps=6 Full laps=3

Lap	Lap Time		T1	T2	T3	T4	Speed
1	2'30.482		29.080	37.128	17.040	44.502	
2	1'53.936		24.905	36.013	16.931	36.087	213.4
3	1'53.238		24.577	35.756	16.776	36.129	214.2
4	1'54.167		24.893	36.168	16.877	36.229	213.0
5	2'06.480	P	24.751	38.208	17.126	46.395	211.7
6	3'33.830	P	28.146	36.198	L'11.303	50.814	

19th 13 Sho NISHIMURA — Red Bull MotoGP Roo JPN

Runs=2 Total laps=13 Full laps=8

Lap	Lap Time		T1	T2	T3	T4	Speed
1	2'36.234		30.447	37.402	17.136	37.610	
2	1'53.748		24.868	35.921	16.922	36.037	218.1
3	1'53.768		24.938	35.938	16.826	36.066	219.5
4	1'53.288		24.437	36.100	16.782	35.969	219.5
5	2'00.085	P	24.609	36.213	16.843	42.420	219.0
6	2'25.538		27.823	36.232	17.115	36.485	
7	1'53.696		24.865	35.712	16.948	36.171	212.1
8	1'54.250		25.124	36.014	16.852	36.260	213.4
9	1'59.369		24.950	35.850	16.831	41.738	211.3
10	1'53.553	*	24.624	35.861*	16.885	36.183	215.1
11	1'56.705		24.778	35.875	16.949	39.103	212.5
12	1'57.878		25.545	36.602	18.181	37.550	214.7
13	1'54.128	*	24.791	35.797	17.010	36.530*	214.2

20th 48 Gabin PLANQUES — Red Bull MotoGP Roo FRA

Runs=1 Total laps=13 Full laps=11

Lap	Lap Time		T1	T2	T3	T4	Speed
1	3'10.709		29.760	41.063	18.240	39.460	
2	1'55.210		25.337	36.258	17.164	36.451	206.8
3	2'02.813		25.007	37.603	17.323	42.880	212.5
4	1'55.074		25.048	36.493	17.058	36.475	213.4
5	1'55.188		24.595	36.793	16.828	36.972	214.2
6	2'08.252	*	24.702	36.036	17.628*	49.886*	213.4
7	1'54.625		25.080	36.133	16.950	36.462	210.5
8	1'54.187		25.000	36.056	16.793	36.338	208.0
9	1'58.223		26.132	38.056	17.586	36.449	208.8
10	1'53.450		24.731	35.928	16.790	36.001	211.3
11	1'54.654		25.502	36.333	16.820	35.999	213.0
12	1'53.625		24.579	35.951	16.785	36.310	214.7
13	1'58.902		25.680	38.407	17.531	37.284	213.8

21st 9 Freddie HEINRICH — Red Bull MotoGP Roo GER

Runs=2 Total laps=10 Full laps=7

Lap	Lap Time		T1	T2	T3	T4	Speed
1	2'31.331		29.542	37.655	17.097	43.468	
2	1'55.249		25.062	36.927	17.005	36.255	212.5
3	1'54.290		24.816	36.215	16.987	36.272	221.7
4	1'53.601		24.540	36.233	16.846	35.982	215.1
5	1'55.414		24.770	36.673	17.080	36.891	213.4
6	2'08.912	P	26.168	37.709	17.135	47.900	206.5
7	8'27.341		31.423	38.231	17.139	36.208	
8	1'54.459		24.828	36.350	16.937	36.344	209.3
9	1'54.699		24.818	36.549	16.950	36.382	214.7
10	1'53.597		24.755	36.239	16.767	35.836	210.9

Fastest Lap:	Diogo MOREIRA	Red Bull MotoGP Roo	BRA	1'51.561	24.075	35.584	16.501	35.401

DORNA DATA PROCESSING ,TIMING SERVICE DORNA DATA PROCESSING TIMING SERVICE DORNA DATA PROCESSING TIMING SERVICE DORNA DATA PROCESSING TIMING SERVICE DORNA DATA PROCESSING TIMING SERVICE DORNA DATA PROCESSING TIMING SERVICE DORNA DATA PROCESSING TIMING SERVICE DORNA DATA PROCCEESSS

Qualifying Practice

RookiesCup

22nd 58 Luca LUNETTA — Red Bull MotoGP Roo ITA

Runs=2 Total laps=12 Full laps=8

Lap	Lap Time		T1	T2	T3	T4	Speed
1	3'10.888		30.446	40.564	18.332	40.258	
2	**1'54.956**		24.956	36.287	17.177	36.536	216.4
3	2'03.235	*	24.828	37.444*	17.301	43.662	210.5
4	**1'55.217**		24.823	36.243	17.033	37.118	218.1
5	**1'57.401**		24.617	36.578	17.464	38.742	218.6
6	2'08.406	P	24.484	35.946	16.983*	50.993	218.6
7	2'31.710		31.882	37.193	17.286	36.423	
8	**1'54.449**		25.209	35.929	16.994	36.317	210.9
9	**1'53.798**		24.700	35.867	16.994	36.237	210.5
10	**1'53.781**		24.765	35.883	16.984	36.149	209.7
11	**1'54.526**		24.682	36.631	17.031	36.182	210.9
12	**1'56.215**		24.628	36.131	17.230	38.226	215.1

23rd 8 Eddie O'SHEA — Red Bull MotoGP Roo GBR

Runs=1 Total laps=10 Full laps=7

Lap	Lap Time		T1	T2	T3	T4	Speed
1	2'20.714		32.341	39.409	17.476	37.605	
2	**1'56.187**		25.613	36.830	17.136	36.608	207.2
3	1'55.232	*	25.156	36.437*	17.063	36.576	213.4
4	**1'54.700**		24.905	36.270	16.849	36.676	209.7
5	**2'00.258**		25.109	36.161	17.915	41.073	208.4
6	**1'55.147**		24.906	36.417	16.946	36.878	213.0
7	**1'55.029**		24.939	36.273	16.918	36.899	209.7
8	**1'58.317**		25.846	37.369	18.009	37.093	214.7
9	**1'57.672**		25.250	37.502	17.727	37.193	210.5
	unfinished		25.042	36.232			210.5

24th 14 Cormac BUCHANA — Red Bull MotoGP Roo NZE

Runs=1 Total laps=13 Full laps=12

Lap	Lap Time		T1	T2	T3	T4	Speed
1	2'20.798		25.670	39.489	17.508	37.278	
2	**1'55.815**		25.183	36.656	17.373	36.603	211.3
3	**1'55.715**		25.723	36.491	17.003	36.498	208.4
4	**1'54.931**		25.025	36.473	16.991	36.442	215.5
5	**1'54.965**		25.102	36.200	17.044	36.619	210.9
6	**1'55.034**		25.066	36.343	16.921	36.704	206.5
7	**1'55.533**		25.396	36.426	17.115	36.596	206.8
8	**1'55.459**		25.213	36.479	16.952	36.815	206.1
9	**1'55.528**		25.233	36.406	17.189	36.700	208.4
10	**1'57.155**		25.063	37.382	17.295	37.415	207.2
11	**1'55.207**		25.274	36.445	16.973	36.515	206.1
12	**1'56.728**		25.260	36.855	17.181	37.432	207.2
13	**1'55.654**		25.184	36.711	17.008	36.751	206.8

25th 42 Soma GÖRBE — Red Bull MotoGP Roo HUN

Runs=2 Total laps=12 Full laps=8

Lap	Lap Time		T1	T2	T3	T4	Speed
1	2'36.099		29.156	39.329	18.081	39.758	
2	**1'55.887**		25.385	36.373	17.038	37.091	213.4
3	**1'58.207**		25.283	37.667	17.658	37.599	214.7
4	**1'55.811**		25.295	36.515	17.082	36.919	210.9
5	**1'55.779**		25.319	36.367	17.111	36.982	212.5
6	2'04.428	P	25.574	37.609	17.488	43.757	211.7
7	4'29.938		30.907	39.011	18.113	38.222	
8	**1'56.142**		25.467	36.464	17.204	37.007	213.4
9	**1'55.474**		25.235	36.417	17.100	36.722	208.4
10	**1'56.353**		25.033	37.030	17.109	37.181	214.7
11	1'57.164	*	25.38/*	37.381*	17.367	37.030	213.4
12	**1'55.179**		25.168	36.223	17.068	36.720	213.4

26th 39 Bartholomé PERRI — Red Bull MotoGP Roo FRA

Runs=3 Total laps=12 Full laps=6

Lap	Lap Time		T1	T2	T3	T4	Speed
1	2'30.694		29.395	37.399	17.354	43.478	
2	**1'55.683**		25.270	36.919	16.860	36.634	217.3
3	1'56.162	*	25.440	37.017*	17.134	36.571	220.8
4	**2'01.600**		25.348	36.331	16.982	42.939	210.1
5	**1'55.793**		25.455	36.679	16.907	36.752	207.2
6	**1'55.442**		25.364	36.365	17.069	36.644	206.5
7	2'16.437	P	27.89/*	38.661	17.685	52.192	207.2
8	3'21.902	*	24.413	37.295*	17.272	37.210	
9	2'05.107	P	25.230	36.502	17.380	45.995	210.9
10	2'25.593		24.284	38.500	17.279	37.037	
11	**1'56.067**		25.351	36.872	16.999	36.845	208.8
12	**1'55.704**		25.286	36.462	17.205	36.751	208.4

Fastest Lap:	Diogo MOREIRA	Red Bull MotoGP Roo	BRA	**1'51.561**	24.075	35.584	16.501	35.401

DORNA DATA PROCESSING ,TIMING SERVICE DORNA DATA PROCESSING TIMING SERVICE DORNA DATA PROCESSING TIMING SERVICE DORNA DATA PROCESSING TIMING SERVICE DORNA DATA PROCESSING TIMING SERVICE DORNA DATA PROCESSING TIMING SERVICE DORNA DATA PROCESSING TIMING SERVICE DORNA DATA PROCCEESSS

garve International Circ

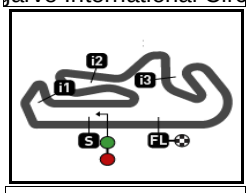

4592 m.

Results and timing service provided by TISSOT

RookiesCup

GRANDE PRÉMIO 888 DE PORTUGAL
Official Starting Grid

Race : 16 laps = 73.472 km

1	**1** 1'51.561 **92 Diogo MOREIRA** KTM	**2** 1'51.746 **23 Alex MILLAN** KTM	**3** 1'51.790 **64 David MUÑOZ** KTM
2	**4** 1'51.960 **89 Marcos URIARTE** KTM	**5** 1'52.071 **80 David ALONSO** KTM	**6** 1'52.213 **96 Daniel HOLGADO** KTM
3	**7** 1'52.489 **95 Collin VEIJER** KTM	**8** 1'52.646 **28 Matteo BERTELLE** KTM	**9** 1'52.691 **24 Ivan ORTOLÁ** KTM
4	**10** 1'52.710 **29 Harrison VOIGHT** KTM	**11** 1'52.763 **19 Scott OGDEN** KTM	**12** 1'52.890 **5 Tatchakorn BUASRI** KTM
5	**13** 1'52.913 **7 Daniel MUÑOZ** KTM	**14** 1'52.950 **77 Filippo FARIOLI** KTM	**15** 1'52.977 **34 Mario AJI** KTM
6	**16** 1'53.013 **78 Jakob ROSENTHALER** KTM	**17** 1'53.230 **21 Demis MIHAILA** KTM	**18** 1'53.238 **55 Noah DETTWILER** KTM
7	**19** 1'53.288 **13 Sho NISHIMURA** KTM	**20** 1'53.450 **48 Gabin PLANQUES** KTM	**21** 1'53.597 **9 Freddie HEINRICH** KTM
8	**22** 1'53.781 **58 Luca LUNETTA** KTM	**23** 1'54.700 **8 Eddie O'SHEA** KTM	**24** 1'54.931 **14 Cormac BUCHANAN** KTM

The results are provisional until the end of the limit for protest and appeals and until the ratification of the Event Management Committee.

Time limit for protest expires 60' at the latest after publication of the results - . ..... Time: .....

DORNA DATA PROCESSING TIMING SERVICE DORNA DATA PROCESSING TIMING SERVICE DORNA DATA PROCESSING TIMING SERVICE DORNA DATA PROCESSING TIMING SERVICE DORNA DATA PROCESSING TIMING SERVICE DORNA DATA PROCESSING TIMING SERVICE DORNA DATA PROCESSING TIMING SERVICE DORNA DATA PROCCEESSS

Portimao, Friday, April 16, 2021

garve International Circ

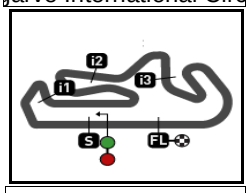

4592 m.

Results and timing service provided by TISSOT

RookiesCup

GRANDE PRÉMIO 888 DE PORTUGAL

Official Starting Grid

Race : 16 laps = 73.472 km

9

25
1'55.179
42 Soma GÖRBE
KTM

26
1'55.442
39 Bartholomé PERRIN
KTM

The results are provisional until the end of the limit for protest and appeals and until the ratification of the Event Management Committee.

Time limit for protest expires 60' at the latest after publication of the results - . ..... Time: .....

DORNA DATA PROCESSING ,TIMING SERVICE DORNA DATA PROCESSING TIMING SERVICE DORNA DATA PROCESSING TIMING SERVICE DORNA DATA PROCESSING TIMING SERVICE DORNA DATA PROCESSING TIMING SERVICE DORNA DATA PROCESSING TIMING SERVICE DORNA DATA PROCESSING TIMING SERVICE DORNA DATA PROCCEESSS

Portimao, Friday, April 16, 2021