garve International Circ

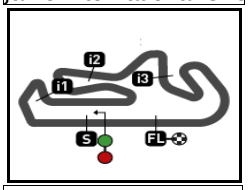

4592 m.

Results and timing service provided by TISSOT

RookiesCup

GRANDE PRÉMIO 888 DE PORTUGAL

Race Nr. 1

Classification after 16 laps = 73.472 km

Pos			Rider	Nation	Team	Motorcycle	Total Time	Km/h	Gap
1	25	80	**David ALONSO**	COL	Red Bull MotoGP Rookies Cup	KTM	**30'00.100**	146.9	
2	20	92	**Diogo MOREIRA**	BRA	Red Bull MotoGP Rookies Cup	KTM	**30'04.192**	146.6	4.092
3	16	89	**Marcos URIARTE**	SPA	Red Bull MotoGP Rookies Cup	KTM	**30'04.220**	146.6	4.120
4	13	96	**Daniel HOLGADO**	SPA	Red Bull MotoGP Rookies Cup	KTM	**30'04.288**	146.5	4.188
5	11	64	**David MUÑOZ**	SPA	Red Bull MotoGP Rookies Cup	KTM	**30'04.376**	146.5	4.276
6	10	24	**Ivan ORTOLÁ**	SPA	Red Bull MotoGP Rookies Cup	KTM	**30'04.400**	146.5	4.300
7	9	23	**Alex MILLAN**	SPA	Red Bull MotoGP Rookies Cup	KTM	**30'04.545**	146.5	4.445
8	8	7	**Daniel MUÑOZ**	SPA	Red Bull MotoGP Rookies Cup	KTM	**30'11.732**	145.9	11.632
9	7	19	**Scott OGDEN**	GBR	Red Bull MotoGP Rookies Cup	KTM	**30'11.766**	145.9	11.666
10	6	95	**Collin VEIJER**	NED	Red Bull MotoGP Rookies Cup	KTM	**30'12.037**	145.9	11.937
11	5	77	**Filippo FARIOLI**	ITA	Red Bull MotoGP Rookies Cup	KTM	**30'12.056**	145.9	11.956
12	4	34	**Mario AJI**	INA	Red Bull MotoGP Rookies Cup	KTM	**30'22.483**	145.1	22.383
13	3	5	**Tatchakorn BUASRI**	THA	Red Bull MotoGP Rookies Cup	KTM	**30'29.629**	144.5	29.529
14	2	13	**Sho NISHIMURA**	JPN	Red Bull MotoGP Rookies Cup	KTM	**30'33.613**	144.2	33.513
15	1	78	**Jakob ROSENTHALER**	AUT	Red Bull MotoGP Rookies Cup	KTM	**30'33.717**	144.2	33.617
16		58	**Luca LUNETTA**	ITA	Red Bull MotoGP Rookies Cup	KTM	**30'33.772**	144.2	33.672
17		55	**Noah DETTWILER**	SWI	Red Bull MotoGP Rookies Cup	KTM	**30'33.778**	144.2	33.678
18		21	**Demis MIHAILA**	ITA	Red Bull MotoGP Rookies Cup	KTM	**30'33.834**	144.2	33.734
19		29	**Harrison VOIGHT**	AUS	Red Bull MotoGP Rookies Cup	KTM	**30'34.066**	144.2	33.966
20		9	**Freddie HEINRICH**	GER	Red Bull MotoGP Rookies Cup	KTM	**30'34.210**	144.2	34.110
21		8	**Eddie O'SHEA**	GBR	Red Bull MotoGP Rookies Cup	KTM	**30'59.684**	142.2	59.584
22		14	**Cormac BUCHANAN**	NZE	Red Bull MotoGP Rookies Cup	KTM	**30'59.781**	142.2	59.681
Not classified									
		39	**Bartholomé PERRIN**	FRA	Red Bull MotoGP Rookies Cup	KTM	**25'12.987**	142.0	3 laps
		42	**Soma GÖRBE**	HUN	Red Bull MotoGP Rookies Cup	KTM	**25'13.425**	141.9	3 laps
		48	**Gabin PLANQUES**	FRA	Red Bull MotoGP Rookies Cup	KTM	**17'31.640**	141.4	7 laps
		28	**Matteo BERTELLE**	ITA	Red Bull MotoGP Rookies Cup	KTM	**13'10.806**	146.3	9 laps

Race condition: **Dry**
Air: 25°
Humidity: 53%
Ground: 40°

Pole Position:		**Diogo MOREIRA**	**1'51.561**	148.1 Km/h
Fastest Lap (New record):	Lap 9	**Marcos URIARTE**	**1'51.421**	148.3 Km/h
Best Race Lap:		**New track layout**		
All Time Lap Record:	2021	**Marcos URIARTE**	**1'51.421**	148.3 Km/h

16:15'00		**SIGHTING LAP START**
16:28'03		**WARM UP LAP START**
16:31'04		**RACE START**
16:32'18	-	**No jump start**
16:43'51	**Eddie O'SHEA**	**track limits warning**
16:45'38	Matteo BERTELLE	stopped with machine problems
16:48'38	Gabin PLANQUES	entered pits and retired
16:54'19	**Luca LUNETTA**	**track limits warning**
16:54'38	**Soma GÖRBE**	**track limits warning**
16:57'37	Soma GÖRBE	crashed out - Rider OK
16:57'37	Bartholomé PERRIN	crashed out - Rider OK

The results are provisional until the end of the limit for protest and appeals.

Time limit for protest expires 30' after publication of the results - ..... Time: .....

DORNA DATA PROCESSING ,TIMING SERVICE DORNA DATA PROCESSING TIMING SERVICE DORNA DATA PROCESSING TIMING SERVICE DORNA DATA PROCESSING TIMING SERVICE DORNA DATA PROCESSING TIMING SERVICE DORNA DATA PROCESSING TIMING SERVICE DORNA DATA PROCESSING TIMING SERVICE DORNA DATA PROCCEESSS

Portimao, Saturday, April 17, 2021

garve International Circ

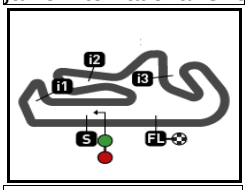

4592 m.

Results and timing service provided by TISSOT

RookiesCup

GRANDE PRÉMIO 888 DE PORTUGAL

Race Nr. 1

Top Speed & Average

	Rider	Nation	Motorcycle	Top 5 speeds					Average	Top
5	**Tatchakorn BUASRI**	**THA**	KTM	227.3	225.4	224.5	224.0	223.1	224.9	**227.3**
78	**Jakob ROSENTHALER**	**AUT**	KTM	226.8	225.4	217.7	217.7	217.3	221.0	**226.8**
89	**Marcos URIARTE**	**SPA**	KTM	226.8	225.9	221.3	220.4	219.0	222.7	**226.8**
13	**Sho NISHIMURA**	**JPN**	KTM	225.9	225.0	220.8	220.4	216.4	221.7	**225.9**
21	**Demis MIHAILA**	**ITA**	KTM	225.4	221.3	221.3	220.8	220.8	221.9	**225.4**
23	**Alex MILLAN**	**SPA**	KTM	225.0	225.0	223.6	221.7	221.3	223.0	**225.0**
24	**Ivan ORTOLÁ**	**SPA**	KTM	225.0	223.6	222.2	221.3	219.9	222.4	**225.0**
58	**Luca LUNETTA**	**ITA**	KTM	225.0	222.6	221.7	220.4	218.1	221.0	**225.0**
96	**Daniel HOLGADO**	**SPA**	KTM	225.0	222.6	222.6	222.6	221.7	222.7	**225.0**
34	**Mario AJI**	**INA**	KTM	224.5	223.6	219.9	219.9	217.7	221.1	**224.5**
29	**Harrison VOIGHT**	**AUS**	KTM	224.0	223.6	221.7	221.7	220.4	222.3	**224.0**
92	**Diogo MOREIRA**	**BRA**	KTM	224.0	223.6	223.6	223.1	220.8	223.0	**224.0**
95	**Collin VEIJER**	**NED**	KTM	224.0	223.1	221.7	220.8	220.4	222.0	**224.0**
9	**Freddie HEINRICH**	**GER**	KTM	223.6	218.6	218.1	218.1	218.1	219.3	**223.6**
19	**Scott OGDEN**	**GBR**	KTM	223.6	221.7	221.3	219.9	219.9	221.3	**223.6**
7	**Daniel MUÑOZ**	**SPA**	KTM	222.6	218.1	217.3	217.3	216.8	218.2	**222.6**
28	**Matteo BERTELLE**	**ITA**	KTM	222.6	220.4	218.6	216.4	216.0	218.8	**222.6**
64	**David MUÑOZ**	**SPA**	KTM	221.3	218.1	217.7	217.3	217.3	218.2	**221.3**
77	**Filippo FARIOLI**	**ITA**	KTM	221.3	220.4	219.9	219.5	219.5	220.1	**221.3**
8	**Eddie O'SHEA**	**GBR**	KTM	220.4	216.0	215.5	214.7	212.5	215.3	**220.4**
48	**Gabin PLANQUES**	**FRA**	KTM	220.4	217.7	217.3	214.2	213.4	216.6	**220.4**
55	**Noah DETTWILER**	**SWI**	KTM	220.4	219.0	218.1	217.7	216.0	217.9	**220.4**
42	**Soma GÖRBE**	**HUN**	KTM	219.9	218.1	218.1	218.1	217.7	218.3	**219.9**
80	**David ALONSO**	**COL**	KTM	219.5	218.6	216.8	216.0	216.0	217.0	**219.5**
14	**Cormac BUCHANAN**	**NZE**	KTM	218.6	217.7	217.3	216.8	216.0	217.3	**218.6**
39	**Bartholomé PERRIN**	**FRA**	KTM	216.4	215.5	214.7	213.8	213.0	214.7	**216.4**

DORNA DATA PROCESSING ,TIMING SERVICE DORNA DATA PROCESSING TIMING SERVICE DORNA DATA PROCESSING TIMING SERVICE DORNA DATA PROCESSING TIMING SERVICE DORNA DATA PROCESSING TIMING SERVICE DORNA DATA PROCESSING TIMING SERVICE DORNA DATA PROCESSING TIMING SERVICE DORNA DATA PROCCEESSS

Portimao, Saturday, April 17, 2021

garve International Circ Results and timing service provided by TISSOT

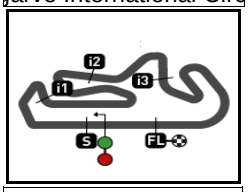

4592 m.

RookiesCup

GRANDE PRÉMIO 888 DE PORTUGAL

Race Nr. 1

Fastest Laps Sequence

Lap	Race Time	Rider	Nation	Motorcycle	Time	Km/h	Riders's Lap
2	**3'47.114**	80 **David ALONSO**	COL	KTM	**1'52.627**	146.7	2
2	**3'47.221**	24 **Ivan ORTOLÁ**	SPA	KTM	**1'52.412**	147.0	2
2	**3'47.514**	23 **Alex MILLAN**	SPA	KTM	**1'52.323**	147.1	2
3	**5'39.203**	80 **David ALONSO**	COL	KTM	**1'52.089**	147.4	3
3	**5'39.579**	23 **Alex MILLAN**	SPA	KTM	**1'52.065**	147.5	3
3	**5'43.005**	28 **Matteo BERTELLE**	ITA	KTM	**1'52.059**	147.5	3
4	**7'31.243**	80 **David ALONSO**	COL	KTM	**1'52.040**	147.5	4
4	**7'35.497**	77 **Filippo FARIOLI**	ITA	KTM	**1'52.029**	147.5	4
5	**9'24.069**	96 **Daniel HOLGADO**	SPA	KTM	**1'51.894**	147.7	5
6	**11'17.154**	89 **Marcos URIARTE**	SPA	KTM	**1'51.636**	148.0	6
9	**16'53.055**	89 **Marcos URIARTE**	SPA	KTM	**1'51.421**	148.3	9

DORNA DATA PROCESSING -TIMING SERVICE DORNA DATA PROCESSING TIMING SERVICE DORNA DATA PROCESSING TIMING SERVICE DORNA DATA PROCESSING TIMING SERVICE DORNA DATA PROCESSING TIMING SERVICE DORNA DATA PROCESSING TIMING SERVICE DORNA DATA PROCESSING TIMING SERVICE DORNA DATA PROCESSING TIMING SERVICE DORNA DATA PROCCEESSS

Portimao, Saturday, April 17, 2021

garve International Circ

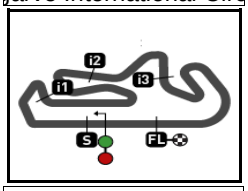

4592 m.

Results and timing service provided by TISSOT

RookiesCup

GRANDE PRÉMIO 888 DE PORTUGAL

Race Nr. 1

Chronological Analysis of Performances

** Lap / Sector time cancelled* — ***T1*** *Time from finish line to 1st intermediate* — ***T3*** *Time from 2nd intermed. to 3rd intermed.*

P *Crossing the finish line in pit lane* — ***T2*** *Time from 1st intermed. to 2nd intermed.* — ***T4*** *Time from 3rd intermediate to finish line*

1st 80 David ALONSO — Red Bull MotoGP Roo COL

Runs=1 Total laps=16 Full laps=14

Lap	Lap Time	T1	T2	T3	T4	Speed
1	1'54.487	26.690	35.666	16.604	35.527	
2	**1'52.627**	24.521	35.576	16.766	35.764	219.5
3	**1'52.089**	24.306	35.415	16.622	35.746	216.8
4	**1'52.040**	24.437	35.287	16.534	35.782	218.6
5	**1'52.668**	24.826	35.292	16.641	35.909	216.0
6	**1'52.199**	24.638	35.413	16.510	35.638	215.1
7	**1'52.238**	24.441	35.252	16.535	36.010	215.1
8	**1'51.924**	24.392	35.177	16.592	35.763	214.7
9	**1'51.783**	24.338	35.165	16.564	35.716	216.0
10	**1'51.878**	24.244	35.277	16.673	35.684	216.0
11	1'51.648 *	24.28*	35.131	16.562	35.666	216.0
12	**1'51.846**	24.194	35.337	16.603	35.712	215.1
13	**1'52.321**	24.453	35.445	16.634	35.789	214.7
14	**1'52.503**	24.372	35.481	16.641	36.009	215.1
15	**1'53.042**	24.533	35.507	16.715	36.287	213.8
16	**1'54.807**	24.659	35.701	16.740	37.707	212.5

2nd 92 Diogo MOREIRA — Red Bull MotoGP Roo BRA

Runs=1 Total laps=16 Full laps=15

Lap	Lap Time	T1	T2	T3	T4	Speed
1	1'54.172	26.069	35.647	16.605	35.851	
2	**1'53.001**	24.667	35.631	16.796	35.907	210.5
3	**1'52.226**	24.639	35.390	16.576	35.621	218.6
4	**1'52.084**	24.602	35.404	16.504	35.574	223.6
5	**1'52.385**	24.067	35.715	16.590	36.013	224.0
6	**1'52.503**	24.462	35.909	16.549	35.583	216.4
7	**1'52.372**	24.514	35.460	16.606	35.792	220.8
8	**1'52.023**	24.524	35.433	16.542	35.524	216.8
9	**1'52.182**	24.320	35.637	16.633	35.592	223.6
10	**1'52.108**	24.129	35.539	16.681	35.759	223.1
11	**1'52.249**	24.447	35.436	16.625	35.741	214.2
12	**1'52.856**	24.416	35.632	16.804	36.004	216.0
13	**1'53.675**	24.457	36.029	17.244	35.945	213.0
14	**1'53.039**	24.643	35.795	16.590	36.011	220.4
15	**1'53.702**	25.033	35.858	16.777	36.034	209.7
16	**1'53.615**	24.380	36.564	16.767	35.904	219.5

3rd 89 Marcos URIARTE — Red Bull MotoGP Roo SPA

Runs=1 Total laps=16 Full laps=13

Lap	Lap Time	T1	T2	T3	T4	Speed
1	1'56.267	27.329	36.512	16.674	35.752	
2	**1'52.598**	24.716	35.498	16.683	35.701	214.2
3	1'52.352 *	24.521	35.576*	16.583	35.672	213.0
4	**1'52.244**	24.380	35.428	16.691	35.745	214.2
5	**1'52.057**	24.413	35.434	16.603	35.607	214.2
6	**1'51.636**	24.228	35.409	16.541	35.458	215.1
7	**1'52.534**	24.451	35.689	16.640	35.754	221.3
8	**1'51.946**	24.316	35.335	16.641	35.654	217.3
9	**1'51.421**	24.006	35.409	16.609	35.397	226.8
10	**1'52.676**	24.146	35.758	17.001	35.771	225.9
11	**1'52.190**	24.256	35.506	16.744	35.684	220.4
12	**1'52.525**	24.418	35.593	16.682	35.832	218.1
13	1'53.188 *	24.521	35.716*	16.922	36.029	218.1
14	**1'53.525**	25.066	35.868	16.752	35.839	213.0
15	**1'53.291**	25.061	35.782	16.749	35.699	219.0
16	**1'53.770**	24.689	36.064	16.923	36.094	215.5

4th 96 Daniel HOLGADO — Red Bull MotoGP Roo SPA

Runs=1 Total laps=16 Full laps=15

Lap	Lap Time	T1	T2	T3	T4	Speed
1	1'55.048	26.642	36.176	16.620	35.610	
2	**1'52.530**	24.391	35.667	16.613	35.859	220.4
3	**1'52.346**	24.577	35.696	16.523	35.550	222.6
4	**1'52.251**	24.466	35.576	16.471	35.738	222.6
5	**1'51.894**	24.380	35.386	16.520	35.608	221.3
6	**1'52.419**	24.778	35.564	16.525	35.552	222.6
7	**1'52.301**	24.504	35.569	16.583	35.645	225.0
8	**1'51.872**	24.285	35.384	16.552	35.651	221.7
9	**1'52.137**	24.233	35.440	16.630	35.834	221.7
10	**1'52.625**	24.545	35.709	16.777	35.594	216.0
11	**1'51.921**	24.201	35.448	16.652	35.620	220.4
12	**1'52.912**	24.698	35.624	16.656	35.934	216.4
13	**1'53.518**	24.906	35.717	16.943	35.952	208.0
14	**1'53.058**	24.223	35.928	16.791	36.116	219.9
15	**1'53.488**	24.717	35.699	16.805	36.267	213.0
16	**1'53.968**	24.977	36.113	16.703	36.175	211.7

5th 64 David MUÑOZ — Red Bull MotoGP Roo SPA

Runs=1 Total laps=16 Full laps=15

Lap	Lap Time	T1	T2	T3	T4	Speed
1	1'54.380	26.319	35.653	16.715	35.693	
2	**1'52.779**	24.751	35.618	16.747	35.663	215.5
3	**1'52.093**	24.468	35.382	16.656	35.587	217.3
4	**1'52.069**	24.610	35.249	16.521	35.689	217.7
5	**1'52.288**	24.493	35.229	16.737	35.829	217.3
6	**1'52.322**	24.744	35.388	16.584	35.606	208.4
7	**1'52.510**	24.758	35.359	16.713	35.680	208.4
8	**1'52.038**	24.503	35.181	16.603	35.751	216.4
9	**1'52.272**	24.721	35.328	16.678	35.545	214.2
10	**1'52.363**	24.671	35.457	16.673	35.562	213.4
11	**1'52.203**	24.241	35.332	16.766	35.864	218.1
12	**1'52.945**	24.562	35.666	16.726	35.991	217.3
13	**1'53.563**	25.036	35.774	17.058	35.695	208.0
14	**1'53.039**	24.404	35.865	16.858	35.912	221.3

Fastest Lap: Marcos URIARTE — Red Bull MotoGP Roo SPA — **1'51.421** — 24.006 — 35.409 — 16.609 — 35.397

DORNA DATA PROCESSING TIMING SERVICE DORNA DATA PROCESSING TIMING SERVICE DORNA DATA PROCESSING TIMING SERVICE DORNA DATA PROCESSING TIMING SERVICE DORNA DATA PROCESSING TIMING SERVICE DORNA DATA PROCESSING TIMING SERVICE DORNA DATA PROCESSING TIMING SERVICE DORNA DATA PROCCEESSS

Portimao, Saturday, April 17, 2021

Lap	Lap Time	T1	T2	T3	T4	Speed
15	**1'53.549**	24.876	35.942	16.718	36.013	212.5
16	**1'53.963**	24.804	35.819	16.996	36.344	215.5

6th 24 Ivan ORTOLÁ — Red Bull MotoGP Roo SPA

Runs=1 Total laps=16 Full laps=14

1	1'54.809	26.892	35.718	16.644	35.555	
2	**1'52.412**	24.528	35.576	16.666	35.642	217.7
3	**1'52.431**	24.776	35.431	16.597	35.627	216.4
4	**1'52.115**	24.461	35.480	16.535	35.639	225.0
5	**1'52.222**	24.506	35.361	16.631	35.724	221.3
6	**1'52.540**	24.727	35.806	16.542	35.465	217.3
7	**1'52.417**	24.656	35.534	16.600	35.627	223.6
8	**1'52.448**	24.555	35.425	16.680	35.788	222.2
9	**1'52.185**	24.615	35.525	16.582	35.463	217.3
10	**1'52.518**	24.312	35.519	16.746	35.941	219.5
11	1'52.319 *	24.39*	35.517	16.720	35.685	219.5
12	**1'52.086**	24.255	35.475	16.742	35.614	219.0
13	**1'53.131**	24.329	35.825	17.092	35.885	219.9
14	**1'53.245**	24.879	35.831	16.820	35.715	213.0
15	**1'53.554**	24.526	35.982	16.798	36.248	213.8
16	**1'53.968**	24.917	36.224	16.845	35.982	216.4

7th 23 Alex MILLAN — Red Bull MotoGP Roo SPA

Runs=1 Total laps=16 Full laps=14

1	1'55.191	27.070	35.887	16.639	35.595	
2	**1'52.323**	24.475	35.535	16.634	35.679	220.4
3	**1'52.065**	24.595	35.512	16.535	35.423	219.5
4	**1'52.351**	24.633	35.554	16.445	35.719	219.5
5	**1'52.234**	24.504	35.354	16.782	35.594	221.7
6	**1'52.701**	24.813	35.932	16.522	35.434	221.3
7	**1'52.313**	24.530	35.549	16.584	35.650	219.5
8	**1'52.322**	24.517	35.364	16.673	35.768	220.4
9	**1'51.607**	24.374	35.365	16.563	35.305	221.3
10	**1'53.102**	24.524	35.605	16.811	36.162	225.0
11	1'52.785 *	24.29*	35.867	16.799	35.826	225.0
12	**1'52.555**	24.395	35.611	16.729	35.820	216.4
13	**1'52.653**	24.530	35.739	16.762	35.622	216.0
14	**1'53.140**	24.619	35.987	16.762	35.772	220.4
15	**1'53.278**	24.710	36.099	16.806	35.663	223.6
16	**1'53.925**	25.083	36.058	16.819	35.965	216.8

8th 7 Daniel MUÑOZ — Red Bull MotoGP Roo SPA

Runs=1 Total laps=16 Full laps=13

1	1'56.454	27.635	36.399	16.667	35.753	
2	**1'52.774**	24.331	35.530	17.044	35.869	222.6
3	**1'52.778**	24.682	35.685	16.609	35.802	216.8
4	**1'52.358**	24.481	35.353	16.623	35.901	216.8
5	1'52.358 *	24.358	35.453	16.752	35.795*	216.0
6	**1'52.434**	24.538	35.623	16.574	35.699	211.7
7	**1'52.836**	24.381	35.309	16.581	36.565	217.3
8	**1'52.443**	24.375	35.348	16.672	36.048	213.8
9	**1'53.019**	24.570	35.493	16.742	36.214	214.2
10	**1'53.613**	24.967	35.710	16.846	36.090	211.7
11	1'53.162 *	24.80*	35.665	16.749	35.943	217.3
12	**1'53.209**	24.552	35.733	16.798	36.126	215.5
13	**1'52.815**	24.510	35.635	16.761	35.909	214.2

Lap	Lap Time	T1	T2	T3	T4	Speed
14	**1'53.325**	24.760	35.580	16.790	36.195	218.1
15	**1'53.884**	25.048	35.742	16.799	36.295	212.1
16	**1'54.270**	25.040	36.288	16.808	36.134	210.1

9th 19 Scott OGDEN — Red Bull MotoGP Roo GBR

Runs=1 Total laps=16 Full laps=15

1	1'57.392	27.736	37.174	16.740	35.742	
2	**1'53.596**	25.167	35.927	16.642	35.860	213.0
3	**1'52.064**	24.236	35.520	16.545	35.763	223.6
4	**1'52.086**	24.189	35.730	16.643	35.524	221.7
5	**1'53.326**	24.584	36.501	16.548	35.693	219.5
6	**1'51.870**	24.328	35.442	16.501	35.599	218.1
7	**1'52.108**	24.298	35.512	16.680	35.618	216.4
8	**1'52.537**	24.468	35.425	16.743	35.901	219.9
9	**1'52.640**	24.492	35.600	16.781	35.767	216.4
10	**1'52.655**	24.383	35.719	16.731	35.822	219.9
11	**1'53.261**	24.562	35.978	16.707	36.014	214.2
12	**1'53.036**	24.540	35.803	16.710	35.983	213.0
13	**1'53.413**	24.751	35.847	16.761	36.054	211.3
14	**1'54.231**	25.372	36.008	16.723	36.128	212.1
15	**1'53.545**	24.606	35.829	16.976	36.134	216.8
16	**1'54.006**	24.620	36.251	17.104	36.031	221.3

10th 95 Collin VEIJER — Red Bull MotoGP Roo NED

Runs=1 Total laps=16 Full laps=15

1	1'56.489	27.550	36.190	17.057	35.692	
2	**1'52.769**	24.661	35.612	16.737	35.759	224.0
3	**1'52.777**	24.536	35.958	16.607	35.676	219.9
4	**1'52.869**	24.683	35.531	16.794	35.861	216.4
5	**1'52.305**	24.562	35.634	16.655	35.454	216.8
6	**1'52.232**	24.526	35.563	16.650	35.493	221.7
7	**1'52.649**	24.410	35.524	16.746	35.969	220.4
8	**1'53.122**	24.631	35.452	16.910	36.129	217.3
9	**1'52.531**	24.466	35.530	16.807	35.728	220.8
10	**1'52.905**	24.483	35.752	16.810	35.860	223.1
11	**1'53.157**	24.606	35.809	16.748	35.994	218.1
12	**1'53.132**	24.484	35.902	16.839	35.907	218.6
13	**1'53.187**	24.645	35.750	16.811	35.981	215.5
14	**1'53.496**	25.078	35.628	16.791	35.999	216.8
15	**1'54.005**	24.847	35.776	17.101	36.281	214.2
16	**1'54.412**	25.155	36.191	16.925	36.141	214.7

11th 77 Filippo FARIOLI — Red Bull MotoGP Roo ITA

Runs=1 Total laps=16 Full laps=14

1	1'57.369	28.121	36.610	16.792	35.846	
2	1'53.361 *	24.79*	35.881	16.587	36.096	216.0
3	**1'52.738**	24.816	35.765	16.497	35.660	212.5
4	**1'52.029**	24.288	35.617	16.442	35.682	221.3
5	**1'52.884**	24.539	35.973	16.535	35.837	219.5
6	**1'52.254**	24.536	35.621	16.465	35.632	212.1
7	**1'52.224**	24.271	35.656	16.479	35.818	216.4
8	**1'52.429**	24.321	35.591	16.532	35.985	217.3
9	**1'52.729**	24.464	35.746	16.619	35.900	219.9
10	**1'53.106**	24.554	35.666	16.764	36.122	219.0
11	**1'52.779**	24.323	35.777	16.682	35.997	219.5
12	**1'53.453**	24.510	35.938	16.761	36.244	220.4

Fastest Lap: Marcos URIARTE Red Bull MotoGP Roo SPA **1'51.421** 24.006 35.409 16.609 35.397

DORNA DATA PROCESSING ,TIMING SERVICE DORNA DATA PROCESSING TIMING SERVICE DORNA DATA PROCESSING TIMING SERVICE DORNA DATA PROCESSING TIMING SERVICE DORNA DATA PROCESSING TIMING SERVICE DORNA DATA PROCESSING TIMING SERVICE DORNA DATA PROCESSING TIMING SERVICE DORNA DATA PROCCEESSS

Lap	Lap Time	T1	T2	T3	T4	Speed
13	**1'53.256**	24.718	35.872	16.655	36.011	213.0
14	**1'53.548**	24.862	35.704	16.731	36.251	216.4
15	**1'53.641**	24.760	35.915	16.900	36.066	213.0
16	**1'54.256**	24.835	36.517	16.735	36.169	219.0

12th 34 Mario AJI — Red Bull MotoGP Roo INA

Runs=1 Total laps=16 Full laps=13

1	1'57.389	27.790	36.764	16.816	36.019	
2	**1'53.463**	24.674	36.088	16.723	35.978	217.7
3	**1'52.312**	24.515	35.581	16.578	35.638	219.9
4	**1'52.393**	24.421	35.518	16.697	35.757	224.5
5	**1'53.758**	24.359	36.920	16.657	35.822	223.6
6	1'52.308 *	24.330	35.677	16.623	35.678*	219.9
7	**1'53.279**	24.798	35.715	16.711	36.055	215.1
8	1'53.526 *	24.752	35.801	16.848	36.125*	212.1
9	**1'53.738**	24.703	35.972	16.853	36.210	211.3
10	**1'53.638**	24.740	35.969	16.889	36.040	211.3
11	**1'53.949**	24.700	36.086	16.920	36.243	211.7
12	**1'54.126**	24.888	35.985	16.951	36.302	211.3
13	**1'54.525**	24.940	36.155	17.113	36.317	207.6
14	**1'54.169**	24.885	36.066	16.937	36.281	208.8
15	**1'54.873**	24.932	36.222	17.120	36.599	208.8
16	**1'55.037**	25.008	36.393	17.008	36.628	206.5

13th 5 Tatchakorn BUASRI — Red Bull MotoGP Roo THA

Runs=1 Total laps=16 Full laps=14

1	1'56.956	27.350	36.880	16.808	35.918	
2	**1'52.711**	24.393	35.816	16.726	35.776	224.5
3	**1'53.150**	24.370	35.881	17.129	35.770	225.4
4	**1'52.992**	24.229	35.686	17.080	35.997	224.0
5	**1'53.311**	24.416	36.487	16.729	35.679	227.3
6	**1'52.752**	24.346	36.081	16.701	35.624	223.1
7	1'53.799 *	24.721*	35.915	16.962	36.202	222.6
8	**1'53.746**	24.484	36.120	16.942	36.200	219.0
9	**1'54.076**	24.531	36.067	17.099	36.379	218.6
10	**1'54.376**	24.633	36.219	17.090	36.434	219.0
11	**1'54.581**	24.717	36.214	17.216	36.434	218.6
12	**1'55.204**	24.538	36.513	17.339	36.814	218.1
13	**1'55.040**	24.893	36.441	17.177	36.529	215.1
14	**1'54.943**	24.684	36.603	17.148	36.508	216.4
15	**1'55.239**	24.630	36.324	17.388	36.897	216.0
16	**1'56.753**	25.128	36.807	17.615	37.203	213.4

14th 13 Sho NISHIMURA — Red Bull MotoGP Roo JPN

Runs=1 Total laps=16 Full laps=15

1	1'58.890	29.085	36.755	16.894	36.156	
2	**1'53.611**	24.592	36.026	16.910	36.083	225.0
3	**1'53.545**	24.656	36.321	16.727	35.841	220.4
4	**1'53.243**	24.554	35.803	16.849	36.037	225.9
5	**1'53.017**	24.799	35.691	16.672	35.855	216.4
6	**1'53.625**	24.789	35.666	16.852	36.318	213.0
7	**1'54.227**	25.235	35.729	16.843	36.420	210.5
8	**1'54.236**	24.806	36.003	16.972	36.455	214.2
9	**1'54.981**	25.116	36.208	17.072	36.585	210.5
10	**1'54.814**	25.246	35.957	16.951	36.660	211.3
11	**1'54.311**	24.825	35.937	17.119	36.430	214.7

Lap	Lap Time	T1	T2	T3	T4	Speed
12	**1'54.451**	24.962	35.930	16.981	36.578	211.7
13	**1'54.978**	25.429	36.037	16.962	36.550	209.7
14	**1'55.227**	25.922	36.182	16.983	36.140	209.3
15	**1'55.008**	25.085	36.264	17.033	36.626	220.8
16	**1'55.449**	25.610	36.011	17.013	36.815	209.3

15th 78 Jakob ROSENTHAL — Red Bull MotoGP Roo AUT

Runs=1 Total laps=16 Full laps=15

1	2'00.422	28.847	37.898	17.157	36.520	
2	**1'54.673**	25.347	36.400	17.000	35.926	216.8
3	**1'53.370**	24.718	36.078	16.847	35.727	217.7
4	**1'54.009**	24.733	36.078	16.812	36.386	216.8
5	**1'53.849**	24.934	36.127	16.718	36.070	212.5
6	**1'53.822**	24.780	36.230	16.833	35.979	212.5
7	**1'53.570**	24.884	35.884	16.657	36.145	214.7
8	**1'54.057**	24.774	36.109	16.862	36.312	216.0
9	**1'54.146**	24.924	36.106	16.990	36.126	213.8
10	**1'53.613**	24.651	36.083	16.713	36.166	216.4
11	**1'53.797**	24.680	36.251	16.821	36.045	217.7
12	**1'54.360**	24.913	36.466	16.996	35.985	225.4
13	**1'54.245**	25.111	36.039	16.713	36.382	217.3
14	**1'55.192**	25.577	36.373	16.965	36.277	212.1
15	**1'55.617**	26.098	36.530	16.882	36.107	213.0
16	**1'54.975**	24.811	36.443	16.968	36.753	226.8

16th 58 Luca LUNETTA — Red Bull MotoGP Roo ITA

Runs=1 Total laps=16 Full laps=12

1	1'58.967	29.681	36.260	16.908	36.118	
2	**1'53.655**	24.753	35.905	16.860	36.137	225.0
3	**1'53.286**	24.563	36.101	16.648	35.974	222.6
4	1'53.340 *	24.451*	35.784	16.840	36.260	221.7
5	**1'53.069**	24.678	35.623	16.792	35.976	214.2
6	**1'53.613**	24.930	35.697	16.708	36.278	210.5
7	1'54.138 *	25.071*	35.732	16.885	36.450	210.5
8	**1'54.312**	25.035	35.652	17.030	36.595	211.7
9	**1'55.355**	25.381	36.482	17.204	36.288	210.5
10	**1'54.680**	25.201	36.209	17.008	36.262	218.1
11	1'54.707 *	25.291*	36.174	17.032	36.209	218.1
12	**1'54.021**	24.769	36.044	16.998	36.210	220.4
13	**1'54.616**	24.770	36.081	17.136	36.629	215.5
14	**1'55.291**	25.545	36.193	17.088	36.465	208.8
15	**1'55.457**	25.774	36.546	16.910	36.227	211.7
16	**1'55.265**	25.481	36.108	16.908	36.768	217.7

17th 55 Noah DETTWILER — Red Bull MotoGP Roo SWI

Runs=1 Total laps=16 Full laps=15

1	1'58.316	28.527	36.733	16.930	36.126	
2	**1'53.817**	24.794	35.952	16.991	36.080	216.0
3	**1'53.638**	24.755	36.052	16.755	36.076	217.7
4	**1'53.675**	25.062	35.912	16.824	35.877	211.3
5	**1'53.134**	24.793	35.805	16.773	35.763	218.1
6	**1'53.469**	24.892	35.787	16.724	36.066	214.2
7	**1'54.222**	25.261	35.974	16.786	36.201	216.0
8	**1'54.160**	24.986	36.067	16.906	36.201	214.7
9	**1'55.241**	25.169	36.532	17.159	36.381	210.9
10	**1'54.565**	24.757	36.314	17.029	36.465	220.4

Fastest Lap: Marcos URIARTE Red Bull MotoGP Roo SPA **1'51.421** 24.006 35.409 16.609 35.397

DORNA DATA PROCESSING -TIMING SERVICE DORNA DATA PROCESSING TIMING SERVICE DORNA DATA PROCESSING TIMING SERVICE DORNA DATA PROCESSING TIMING SERVICE DORNA DATA PROCESSING TIMING SERVICE DORNA DATA PROCESSING TIMING SERVICE DORNA DATA PROCESSING TIMING SERVICE DORNA DATA PROCCEESSS

Lap	Lap Time	T1	T2	T3	T4	Speed
11	**1'54.437**	24.989	36.071	17.049	36.328	214.2
12	**1'54.377**	25.001	36.091	16.973	36.312	214.7
13	**1'55.069**	25.499	36.116	17.053	36.401	212.5
14	**1'54.956**	25.085	36.128	17.042	36.701	219.0
15	**1'55.284**	25.610	36.544	16.926	36.204	213.0
16	**1'55.418**	25.056	36.112	17.167	37.083	215.5

18th 21 Demis MIHAILA

Red Bull MotoGP Roo ITA

Runs=1 Total laps=16 Full laps=15

1	1'59.105	29.188	36.425	17.055	36.437	
2	**1'54.192**	25.003	36.212	17.059	35.918	225.4
3	**1'53.509**	24.715	36.145	16.886	35.763	220.4
4	**1'54.044**	24.733	36.183	17.050	36.078	219.5
5	**1'53.277**	24.632	36.031	16.881	35.733	218.1
6	**1'53.313**	24.751	35.802	16.893	35.867	213.8
7	**1'53.311**	24.869	35.917	16.787	35.738	214.7
8	**1'54.004**	24.955	36.023	16.922	36.104	221.3
9	**1'55.034**	25.239	36.347	17.380	36.068	220.8
10	**1'54.524**	24.984	36.145	17.016	36.379	220.8
11	**1'54.880**	25.299	36.507	17.001	36.073	217.7
12	**1'54.066**	25.024	36.283	16.916	35.843	221.3
13	**1'54.501**	24.793	36.080	17.151	36.477	219.0
14	**1'55.245**	25.141	36.198	17.112	36.794	209.3
15	**1'55.308**	25.245	36.399	17.096	36.568	216.8
16	**1'55.521**	25.559	36.375	17.007	36.580	214.2

19th 29 Harrison VOIGHT

Red Bull MotoGP Roo AUS

Runs=1 Total laps=16 Full laps=14

1	1'57.921	27.751	37.302	16.860	36.008	
2	**1'54.031**	24.841	36.098	17.026	36.066	223.6
3	**1'53.789**	24.703	36.070	16.710	36.306	216.8
4	**1'54.057**	25.270	35.990	16.781	36.016	212.1
5	**1'53.135**	24.692	35.847	16.677	35.919	220.4
6	1'53.857 *	24.805	36.338*	16.797	35.917	218.1
7	**1'53.728**	24.794	36.018	16.740	36.176	215.5
8	**1'54.043**	25.013	36.061	16.860	36.109	221.7
9	**1'55.033**	24.836	36.706	17.071	36.420	218.1
10	**1'54.527**	24.733	36.133	16.975	36.686	219.5
11	**1'54.758**	25.346	36.145	17.037	36.230	212.5
12	**1'54.308**	25.188	36.199	16.942	35.979	221.7
13	**1'55.086**	25.770	36.199	16.952	36.165	213.4
14	**1'54.566**	24.400	36.338	17.047	36.781	224.0
15	**1'55.569**	25.606	36.535	16.945	36.483	210.9
16	**1'55.658**	25.733	36.396	16.942	36.587	214.2

20th 9 Freddie HEINRICH

Red Bull MotoGP Roo GER

Runs=1 Total laps=16 Full laps=15

1	2'00.389	29.835	36.715	17.046	36.793	
2	**1'54.181**	24.852	36.257	16.923	36.149	216.8
3	**1'53.917**	24.642	36.247	16.840	36.188	213.4
4	**1'54.169**	24.819	36.180	16.766	36.404	215.1
5	**1'53.801**	24.898	36.241	16.787	35.875	215.1
6	**1'53.690**	24.393	36.361	16.817	36.119	215.5
7	**1'53.708**	25.077	36.015	16.645	35.971	211.7
8	**1'53.989**	24.641	36.420	16.858	36.070	218.1
9	**1'54.014**	24.541	36.268	16.886	36.319	215.5

Lap	Lap Time	T1	T2	T3	T4	Speed
10	**1'54.155**	24.891	36.261	16.924	36.079	213.0
11	**1'53.520**	24.363	36.386	16.858	35.913	216.0
12	**1'54.350**	24.951	36.558	17.020	35.821	218.1
13	**1'54.473**	25.187	36.274	16.929	36.083	218.1
14	**1'54.895**	25.279	36.498	17.033	36.085	223.6
15	**1'55.317**	25.546	36.774	16.889	36.108	216.8
16	**1'55.642**	25.695	36.431	16.957	36.559	218.6

21st 8 Eddie O'SHEA

Red Bull MotoGP Roo GBR

Runs=1 Total laps=16 Full laps=11

1	2'00.589	29.607	37.378	17.117	36.487	
2	1'55.408 *	25.38*	36.481	17.057	36.481	220.4
3	1'55.538 *	25.066	36.776*	17.082	36.614	215.5
4	**1'56.317**	25.023	36.803	17.049	37.442	212.5
5	**1'55.953**	25.211	36.878	17.027	36.837	208.8
6	1'56.120 *	25.896	36.638*	17.205	36.381	207.2
7	**1'56.452**	25.354	36.942	17.252	36.904	212.1
8	**1'55.553**	25.050	36.635	17.083	36.785	209.7
9	**1'55.572**	25.068	36.655	17.143	36.706	210.5
10	**1'56.454**	25.451	37.174	17.273	36.556	211.3
11	**1'57.165**	25.592	36.780	17.403	37.390	214.7
12	1'56.493 *	26.28*	36.618	17.118	36.475	209.7
13	**1'55.329**	25.259	36.437	17.181	36.452	216.0
14	**1'55.533**	25.209	36.366	17.371	36.587	207.6
15	**1'55.223**	25.174	36.353	17.204	36.492	210.5
16	**1'55.985**	25.295	36.677	17.128	36.885	212.5

22nd 14 Cormac BUCHANA

Red Bull MotoGP Roo NZE

Runs=1 Total laps=16 Full laps=15

1	2'01.132	29.898	37.416	17.201	36.617	
2	**1'55.768**	25.581	36.669	16.955	36.563	216.8
3	**1'55.372**	24.824	36.303	17.001	37.244	218.6
4	**1'55.757**	25.324	36.480	16.913	37.040	213.0
5	**1'55.898**	25.580	36.547	16.881	36.890	217.3
6	**1'55.972**	26.009	36.339	16.870	36.754	209.7
7	**1'56.622**	25.422	37.142	17.105	36.953	211.3
8	**1'55.540**	25.032	36.733	17.005	36.770	212.1
9	**1'55.944**	25.606	36.708	17.159	36.471	211.3
10	**1'55.922**	25.229	36.772	17.124	36.797	216.0
11	**1'57.371**	25.364	37.248	17.280	37.479	217.7
12	**1'55.661**	25.298	36.374	17.310	36.679	211.7
13	**1'55.000**	25.046	36.263	17.150	36.541	206.8
14	**1'55.732**	25.116	36.437	17.193	36.986	206.1
15	**1'55.734**	25.182	36.654	17.134	36.764	207.2
16	**1'56.356**	25.673	36.824	17.007	36.852	206.1

23rd 39 Bartholomé PERRI

Red Bull MotoGP Roo FRA

Runs=1 Total laps=14 Full laps=11

1	2'01.617	28.909	37.339	18.491	36.878	
2	**1'55.117**	25.118	36.396	16.911	36.692	213.8
3	**1'55.221**	25.285	36.262	16.841	36.833	211.7
4	**1'55.784**	25.314	36.461	16.920	37.089	210.5
5	**1'56.090**	25.645	36.370	17.109	36.966	204.9
6	**1'55.998**	25.692	36.274	17.025	37.007	211.3
7	**1'57.322**	25.760	37.097	17.113	37.352	207.6
8	**1'55.261**	25.230	36.482	16.889	36.660	213.0

Fastest Lap: Marcos URIARTE Red Bull MotoGP Roo SPA **1'51.421** 24.006 35.409 16.609 35.397

DORNA DATA PROCESSING ,TIMING SERVICE DORNA DATA PROCESSING TIMING SERVICE DORNA DATA PROCESSING TIMING SERVICE DORNA DATA PROCESSING TIMING SERVICE DORNA DATA PROCESSING TIMING SERVICE DORNA DATA PROCESSING TIMING SERVICE DORNA DATA PROCESSING TIMING SERVICE DORNA DATA PROCCEESSS

Lap	Lap Time		T1	T2	T3	T4	Speed
9	**1'55.391**		25.423	36.387	16.963	36.618	216.4
10	1'55.998	*	25.182	36.905*	17.047	36.864	215.5
11	**1'57.329**		25.486	36.819	17.558	37.466	214.7
12	**1'56.195**		25.743	36.600	17.105	36.747	210.5
13	**1'55.664**		25.356	36.477	17.061	36.770	209.7
	unfinished		25.279				208.8

24th 42 Soma GÖRBE — Red Bull MotoGP Roo HUN

Runs=1 Total laps=14 Full laps=9

Lap	Lap Time		T1	T2	T3	T4	Speed
1	2'00.330		29.423	36.718	17.250	36.939	
2	**1'56.916**		25.479	36.933	17.179	37.325	217.7
3	**1'55.100**		24.968	36.481	16.838	36.813	218.1
4	**1'55.740**		25.089	36.495	16.964	37.192	217.7
5	**1'55.666**		25.183	36.275	16.992	37.216	219.9
6	**1'56.076**		25.579	36.269	17.223	37.005	210.5
7	1'57.173	*	25.62*2	37.199	17.020	37.327	213.4
8	**1'55.316**		25.083	36.475	16.928	36.830	214.7
9	**1'55.344**		25.085	36.370	17.197	36.692	218.1
10	1'55.996	*	25.139	36.418*	17.286	37.153	218.1
11	**1'57.579**		25.414	36.953	17.636	37.576	211.3
12	1'56.450	*	25.95*1	36.508	17.165	36.825	211.7
13	**1'55.739**		25.489	36.346	17.195	36.709	217.3
	unfinished		25.128				212.1

25th 48 Gabin PLANQUES — Red Bull MotoGP Roo FRA

Runs=1 Total laps=9 Full laps=7

Lap	Lap Time		T1	T2	T3	T4	Speed
1	1'58.651		28.279	37.133	17.017	36.222	
2	**1'54.314**		25.213	36.060	16.910	36.131	217.3
3	**1'53.351**		24.693	36.077	16.699	35.882	217.7
4	**1'54.056**		24.894	35.957	16.948	36.257	220.4
5	**1'53.811**		24.801	35.933	16.803	36.274	213.4
6	**1'54.471**		25.033	36.077	16.906	36.455	214.2
7	**1'54.962**		24.976	36.119	17.008	36.859	210.1
8	**1'56.817**		25.324	37.091	17.256	37.146	210.9
9	2'11.207	P	25.261	36.971	17.527	51.448	208.8

26th 28 Matteo BERTELLE — Red Bull MotoGP Roo ITA

Runs=1 Total laps=8 Full laps=6

Lap	Lap Time		T1	T2	T3	T4	Speed
1	1'57.402		27.937	36.467	16.885	36.113	
2	**1'53.544**		25.085	35.771	16.760	35.928	216.4
3	**1'52.059**		24.031	35.533	16.671	35.824	222.6
4	**1'52.102**		24.380	35.472	16.621	35.629	220.4
5	**1'51.925**		24.429	35.314	16.636	35.546	218.6
6	**1'51.826**		24.397	35.248	16.597	35.584	216.0
7	**1'51.948**		24.311	35.314	16.653	35.670	213.4
	unfinished		24.322				213.8

Fastest Lap:	Marcos URIARTE	Red Bull MotoGP Roo	SPA	**1'51.421**	24.006	35.409	16.609	35.397

DORNA DATA PROCESSING ,TIMING SERVICE DORNA DATA PROCESSING TIMING SERVICE DORNA DATA PROCESSING TIMING SERVICE DORNA DATA PROCESSING TIMING SERVICE DORNA DATA PROCESSING TIMING SERVICE DORNA DATA PROCESSING TIMING SERVICE DORNA DATA PROCESSING TIMING SERVICE DORNA DATA PROCCEESSS

garve International Circ

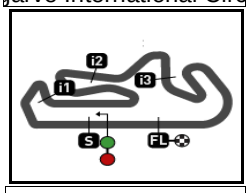

4592 m.

Results and timing service provided by TISSOT

RookiesCup

GRANDE PRÉMIO 888 DE PORTUGAL
Official Starting Grid

Race : 16 laps = 73.472 km

1	**1** 1'51.561 **92 Diogo MOREIRA** KTM	**2** 1'51.746 **23 Alex MILLAN** KTM	**3** 1'51.790 **64 David MUÑOZ** KTM
2	**4** 1'51.960 **89 Marcos URIARTE** KTM	**5** 1'52.071 **80 David ALONSO** KTM	**6** 1'52.213 **96 Daniel HOLGADO** KTM
3	**7** 1'52.489 **95 Collin VEIJER** KTM	**8** 1'52.646 **28 Matteo BERTELLE** KTM	**9** 1'52.691 **24 Ivan ORTOLÁ** KTM
4	**10** 1'52.710 **29 Harrison VOIGHT** KTM	**11** 1'52.763 **19 Scott OGDEN** KTM	**12** 1'52.890 **5 Tatchakorn BUASRI** KTM
5	**13** 1'52.913 **7 Daniel MUÑOZ** KTM	**14** 1'52.950 **77 Filippo FARIOLI** KTM	**15** 1'52.977 **34 Mario AJI** KTM
6	**16** 1'53.013 **78 Jakob ROSENTHALER** KTM	**17** 1'53.230 **21 Demis MIHAILA** KTM	**18** 1'53.238 **55 Noah DETTWILER** KTM
7	**19** 1'53.288 **13 Sho NISHIMURA** KTM	**20** 1'53.450 **48 Gabin PLANQUES** KTM	**21** 1'53.597 **9 Freddie HEINRICH** KTM
8	**22** 1'53.781 **58 Luca LUNETTA** KTM	**23** 1'54.700 **8 Eddie O'SHEA** KTM	**24** 1'54.931 **14 Cormac BUCHANAN** KTM

The results are provisional until the end of the limit for protest and appeals and until the ratification of the Event Management Committee.

Time limit for protest expires 60' at the latest after publication of the results - . ..... Time: .....

DORNA DATA PROCESSING TIMING SERVICE DORNA DATA PROCESSING TIMING SERVICE DORNA DATA PROCESSING TIMING SERVICE DORNA DATA PROCESSING TIMING SERVICE DORNA DATA PROCESSING TIMING SERVICE DORNA DATA PROCESSING TIMING SERVICE DORNA DATA PROCESSING TIMING SERVICE DORNA DATA PROCCEESSS

Portimao, Saturday, April 17, 2021

garve International Circ

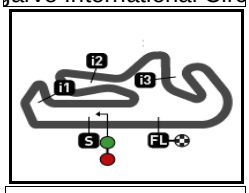

4592 m.

Results and timing service provided by TISSOT

RookiesCup

GRANDE PRÉMIO 888 DE PORTUGAL
Official Starting Grid

Race : 16 laps = 73.472 km

9

25
1'55.179
42 Soma GÖRBE
KTM

26
1'55.442
39 Bartholomé PERRIN
KTM

The results are provisional until the end of the limit for protest and appeals and until the ratification of the Event Management Committee.
Time limit for protest expires 60' at the latest after publication of the results - . ..... Time: .....

DORNA DATA PROCESSING ,TIMING SERVICE DORNA DATA PROCESSING TIMING SERVICE DORNA DATA PROCESSING TIMING SERVICE DORNA DATA PROCESSING TIMING SERVICE DORNA DATA PROCESSING TIMING SERVICE DORNA DATA PROCESSING TIMING SERVICE DORNA DATA PROCESSING TIMING SERVICE DORNA DATA PROCCEESSS

Portimao, Saturday, April 17, 2021

garve International Circ

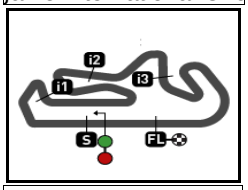

4592 m.

Results and timing service provided by TISSOT

RookiesCup

GRANDE PRÉMIO 888 DE PORTUGAL

Race Nr. 1

Lap Chart

Pos	1	2	3	4	5	6	7	8	9	10	11	12	13	14	15	16	17	18	19	20	21	22	23	24	25	26
Grid	92	23	64	89	80	96	95	28	24	29	19	5	7	77	34	78	21	55	13	48	9	58	8	14	42	39
Laps 1	92	64	80	24	96	23	89	7	95	5	77	34	19	28	29	55	48	13	58	21	42	9	78	8	14	39
2	80	64	92	24	23	96	89	7	95	5	77	34	28	19	29	55	13	58	48	21	9	78	8	39	14	42
3	80	64	92	23	24	96	89	7	95	5	28	19	34	77	29	55	58	13	48	21	78	9	8	39	14	42
4	80	64	92	24	23	96	89	7	95	28	19	77	34	5	58	13	55	29	48	21	78	9	39	8	14	42
5	64	92	80	24	96	23	89	7	28	95	77	19	5	34	13	58	55	29	21	48	78	9	42	8	39	14
6	64	80	92	96	24	23	89	28	7	95	19	77	34	5	58	13	55	29	21	48	78	9	39	42	14	8
7	80	64	92	96	24	23	89	28	7	95	19	77	34	5	58	13	55	29	21	48	78	9	8	14	42	39
8	80	64	96	92	24	23	89	7	19	95	77	34	5	58	13	55	29	21	78	9	48	8	14	42	39	
9	80	64	96	92	89	23	24	7	19	95	77	34	5	13	29	55	58	21	9	78	8	42	39	14	48	
10	80	92	64	96	89	24	23	19	95	7	77	34	5	29	13	55	21	58	78	9	42	39	14	8		
11	80	92	64	96	89	24	23	19	95	77	7	34	5	13	55	29	58	21	78	9	8	39	42	14		
12	80	92	96	64	89	24	23	19	95	77	7	34	5	13	55	58	29	21	78	9	14	39	8	42		
13	80	24	89	96	64	92	23	19	95	7	77	34	5	58	21	13	78	55	29	9	14	8	39	42		
14	80	96	64	92	24	89	23	7	95	77	19	34	5	29	21	58	55	78	13	9	14	8				
15	80	96	64	24	89	92	23	7	95	19	77	34	5	13	21	55	29	58	9	78	14	8				
16	80	92	89	96	64	24	23	7	19	95	77	34	5	13	78	58	55	21	29	9	8	14				

Winner Lapped rider

DORNA DATA PROCESSING TIMING SERVICE DORNA DATA PROCESSING TIMING SERVICE DORNA DATA PROCESSING TIMING SERVICE DORNA DATA PROCESSING TIMING SERVICE DORNA DATA PROCESSING TIMING SERVICE DORNA DATA PROCESSING TIMING SERVICE DORNA DATA PROCESSING TIMING SERVICE DORNA DATA PROCCEESSS

Portimao, Saturday, April 17, 2021

garve International Circ Results and timing service provided by TISSOT

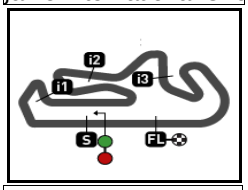

4592 m.

RookiesCup

GRANDE PRÉMIO 888 DE PORTUGAL

Race Nr. 1

Fastest Lap of Each Rider

		Rider	Nation	Team	Motorcycle	Time	Lap	Total	Gap	
1	89	**Marcos URIARTE**	SPA	Red Bull MotoGP Rookies Cup	KTM	**1'51.421**	9	16		
2	23	**Alex MILLAN**	SPA	Red Bull MotoGP Rookies Cup	KTM	**1'51.607**	9	16	0.186	0.186
3	80	**David ALONSO**	COL	Red Bull MotoGP Rookies Cup	KTM	**1'51.783**	9	16	0.362	0.176
4	28	**Matteo BERTELLE**	ITA	Red Bull MotoGP Rookies Cup	KTM	**1'51.826**	6	7	0.405	0.043
5	19	**Scott OGDEN**	GBR	Red Bull MotoGP Rookies Cup	KTM	**1'51.870**	6	16	0.449	0.044
6	96	**Daniel HOLGADO**	SPA	Red Bull MotoGP Rookies Cup	KTM	**1'51.872**	8	16	0.451	0.002
7	92	**Diogo MOREIRA**	BRA	Red Bull MotoGP Rookies Cup	KTM	**1'52.023**	8	16	0.602	0.151
8	77	**Filippo FARIOLI**	ITA	Red Bull MotoGP Rookies Cup	KTM	**1'52.029**	4	16	0.608	0.006
9	64	**David MUÑOZ**	SPA	Red Bull MotoGP Rookies Cup	KTM	**1'52.038**	8	16	0.617	0.009
10	24	**Ivan ORTOLÁ**	SPA	Red Bull MotoGP Rookies Cup	KTM	**1'52.086**	12	16	0.665	0.048
11	95	**Collin VEIJER**	NED	Red Bull MotoGP Rookies Cup	KTM	**1'52.232**	6	16	0.811	0.146
12	34	**Mario AJI**	INA	Red Bull MotoGP Rookies Cup	KTM	**1'52.312**	3	16	0.891	0.080
13	7	**Daniel MUÑOZ**	SPA	Red Bull MotoGP Rookies Cup	KTM	**1'52.358**	4	16	0.937	0.046
14	5	**Tatchakorn BUASRI**	THA	Red Bull MotoGP Rookies Cup	KTM	**1'52.711**	2	16	1.290	0.353
15	13	**Sho NISHIMURA**	JPN	Red Bull MotoGP Rookies Cup	KTM	**1'53.017**	5	16	1.596	0.306
16	58	**Luca LUNETTA**	ITA	Red Bull MotoGP Rookies Cup	KTM	**1'53.069**	5	16	1.648	0.052
17	55	**Noah DETTWILER**	SWI	Red Bull MotoGP Rookies Cup	KTM	**1'53.134**	5	16	1.713	0.065
18	29	**Harrison VOIGHT**	AUS	Red Bull MotoGP Rookies Cup	KTM	**1'53.135**	5	16	1.714	0.001
19	21	**Demis MIHAILA**	ITA	Red Bull MotoGP Rookies Cup	KTM	**1'53.277**	5	16	1.856	0.142
20	48	**Gabin PLANQUES**	FRA	Red Bull MotoGP Rookies Cup	KTM	**1'53.351**	3	9	1.930	0.074
21	78	**Jakob ROSENTHALER**	AUT	Red Bull MotoGP Rookies Cup	KTM	**1'53.370**	3	16	1.949	0.019
22	9	**Freddie HEINRICH**	GER	Red Bull MotoGP Rookies Cup	KTM	**1'53.520**	11	16	2.099	0.150
23	14	**Cormac BUCHANAN**	NZE	Red Bull MotoGP Rookies Cup	KTM	**1'55.000**	13	16	3.579	1.480
24	42	**Soma GÖRBE**	HUN	Red Bull MotoGP Rookies Cup	KTM	**1'55.100**	3	13	3.679	0.100
25	39	**Bartholomé PERRIN**	FRA	Red Bull MotoGP Rookies Cup	KTM	**1'55.117**	2	13	3.696	0.017
26	8	**Eddie O'SHEA**	GBR	Red Bull MotoGP Rookies Cup	KTM	**1'55.223**	15	16	3.802	0.106

DORNA DATA PROCESSING ,TIMING SERVICE DORNA DATA PROCESSING TIMING SERVICE DORNA DATA PROCESSING TIMING SERVICE DORNA DATA PROCESSING TIMING SERVICE DORNA DATA PROCESSING TIMING SERVICE DORNA DATA PROCESSING TIMING SERVICE DORNA DATA PROCESSING TIMING SERVICE DORNA DATA PROCCEESSS

Portimao, Saturday, April 17, 2021

garve International Circ

Results and timing service provided by TISSOT

RookiesCup

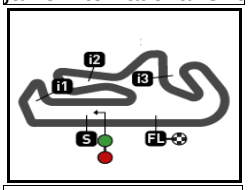

4592 m.

GRANDE PRÉMIO 888 DE PORTUGAL

Race Nr. 1

Analysis by Lap

Num Lap Time Gap

Lap 1

92	1'54.172	
64	1'54.380	0.208
80	1'54.487	0.315
24	1'54.809	0.637
96	1'55.048	0.876
23	1'55.191	1.019
89	1'56.267	2.095
7	1'56.454	2.282
95	1'56.489	2.317
5	1'56.956	2.784
77	1'57.369	3.197
34	1'57.389	3.217
19	1'57.392	3.220
28	1'57.402	3.230
29	1'57.921	3.749
55	1'58.316	4.144
48	1'58.651	4.479
13	1'58.890	4.718
58	1'58.967	4.795
21	1'59.105	4.933
42	2'00.330	6.158
9	2'00.389	6.217
78	2'00.422	6.250
8	2'00.589	6.417
14	2'01.132	6.960
39	2'01.617	7.445

Lap 2

80	1'52.627	
64	1'52.779	0.045
92	1'53.001	0.059
24	1'52.412	0.107
23	1'52.323	0.400
96	1'52.530	0.464
89	1'52.598	1.751
7	1'52.774	2.114
95	1'52.769	2.144
5	1'52.711	2.553
77	1'53.361	3.616
34	1'53.463	3.738
28	1'53.544	3.832
19	1'53.596	3.874
29	1'54.031	4.838
55	1'53.817	5.019
13	1'53.611	5.387
58	1'53.655	5.508
48	1'54.314	5.851
21	1'54.192	6.183
9	1'54.181	7.456
78	1'54.673	7.981
8	1'55.408	8.883
39	1'55.117	9.620
14	1'55.768	9.786
42	1'56.916	10.132

Lap 3

80	1'52.089	
64	1'52.093	0.049
92	1'52.226	0.196
23	1'52.065	0.376
24	1'52.431	0.449
96	1'52.346	0.721
89	1'52.352	2.014
7	1'52.778	2.803
95	1'52.777	2.832
5	1'53.150	3.614
28	1'52.059	3.802
19	1'52.064	3.849
34	1'52.312	3.961
77	1'52.738	4.265
29	1'53.789	6.538
55	1'53.638	6.568
58	1'53.286	6.705
13	1'53.545	6.843
48	1'53.351	7.113
21	1'53.509	7.603
78	1'53.370	9.262
9	1'53.917	9.284
8	1'55.538	12.332
39	1'55.221	12.752
14	1'55.372	13.069
42	1'55.100	13.143

Lap 4

80	1'52.040	
64	1'52.069	0.078
92	1'52.084	0.240
24	1'52.115	0.524
23	1'52.351	0.687
96	1'52.251	0.932
89	1'52.244	2.218
7	1'52.358	3.121
95	1'52.869	3.661
28	1'52.102	3.864
19	1'52.086	3.895
77	1'52.029	4.254
34	1'52.393	4.314
5	1'52.992	4.566
58	1'53.340	8.005
13	1'53.243	8.046
55	1'53.675	8.203
29	1'54.057	8.555
48	1'54.056	9.129
21	1'54.044	9.607
78	1'54.009	11.231
9	1'54.169	11.413
39	1'55.784	16.496
8	1'56.317	16.609
14	1'55.757	16.786
42	1'55.740	16.843

Lap 5

64	1'52.288	
92	1'52.385	0.259
80	1'52.668	0.302
24	1'52.222	0.380
96	1'51.894	0.460
23	1'52.234	0.555
89	1'52.057	1.909
7	1'52.358	3.113
28	1'51.925	3.423
95	1'52.305	3.600
77	1'52.884	4.772
19	1'53.326	4.855
5	1'53.311	5.511
34	1'53.758	5.706
13	1'53.017	8.697
58	1'53.069	8.708
55	1'53.134	8.971
29	1'53.135	9.324
21	1'53.277	10.518
48	1'53.811	10.574
78	1'53.849	12.714
9	1'53.801	12.848
42	1'55.666	20.143
8	1'55.953	20.196
39	1'56.090	20.220
14	1'55.898	20.318

Lap 6

64	1'52.322	
80	1'52.199	0.179
92	1'52.503	0.440
96	1'52.419	0.557
24	1'52.540	0.598
23	1'52.701	0.934
89	1'51.636	1.223
28	1'51.826	2.927
7	1'52.434	3.225
95	1'52.232	3.510
19	1'51.870	4.403
77	1'52.254	4.704
34	1'52.308	5.692
5	1'52.752	5.941
58	1'53.613	9.999
13	1'53.625	10.000
55	1'53.469	10.118
29	1'53.857	10.859
21	1'53.313	11.509
48	1'54.471	12.723
78	1'53.822	14.214
9	1'53.690	14.216
39	1'55.998	23.896
42	1'56.076	23.897
14	1'55.972	23.968
8	1'56.120	23.994

Lap 7

80	1'52.238	
64	1'52.510	0.093
92	1'52.372	0.395
96	1'52.301	0.441
24	1'52.417	0.598
23	1'52.313	0.830
89	1'52.534	1.340
28	1'51.948	2.458
7	1'52.836	3.644
95	1'52.649	3.742
19	1'52.108	4.094
77	1'52.224	4.511
34	1'53.279	6.554
5	1'53.799	7.323
58	1'54.138	11.720
13	1'54.227	11.810
55	1'54.222	11.923
29	1'53.728	12.170
21	1'53.311	12.403
48	1'54.962	15.268
78	1'53.570	15.367
9	1'53.708	15.507
8	1'56.452	28.029
14	1'56.622	28.173
42	1'57.173	28.653
39	1'57.322	28.801

Lap 8

80	1'51.924	
64	1'52.038	0.207
96	1'51.872	0.389
92	1'52.023	0.494
24	1'52.448	1.122
23	1'52.322	1.228
89	1'51.946	1.362
7	1'52.443	4.163
19	1'52.537	4.707
95	1'53.122	4.940
77	1'52.429	5.016
34	1'53.526	8.156
5	1'53.746	9.145
58	1'54.312	14.108
13	1'54.236	14.122
55	1'54.160	14.159
29	1'54.043	14.289
21	1'54.004	14.483
78	1'54.057	17.500
9	1'53.989	17.572
48	1'56.817	20.161
8	1'55.553	31.658
14	1'55.540	31.789
42	1'55.316	32.045
39	1'55.261	32.138

Lap 9

80	1'51.783	
64	1'52.272	0.696
96	1'52.137	0.743
92	1'52.182	0.893
89	1'51.421	1.000
23	1'51.607	1.052
24	1'52.185	1.524
7	1'53.019	5.399
19	1'52.640	5.564
95	1'52.531	5.688
77	1'52.729	5.962
34	1'53.738	10.111
5	1'54.076	11.438
13	1'54.981	17.320
29	1'55.033	17.539
55	1'55.241	17.617
58	1'55.355	17.680
21	1'55.034	17.734
9	1'54.014	19.803
78	1'54.146	19.863
8	1'55.572	35.447
42	1'55.344	35.606
39	1'55.391	35.746
14	1'55.944	35.950
48	2'11.207	39.585

Lap 10

80	1'51.878	
92	1'52.108	1.123
64	1'52.363	1.181
96	1'52.625	1.490
89	1'52.676	1.798
24	1'52.518	2.164
23	1'53.102	2.276
19	1'52.655	6.341
95	1'52.905	6.715
7	1'53.613	7.134
77	1'53.106	7.190
34	1'53.638	11.871
5	1'54.376	13.936
29	1'54.527	20.188
13	1'54.814	20.256
55	1'54.565	20.304
21	1'54.524	20.380
58	1'54.680	20.482
78	1'53.613	21.598
9	1'54.155	22.080
42	1'55.996	39.724
39	1'55.998	39.866
14	1'55.922	39.994
8	1'56.454	40.023

Lap 11

80	1'51.648	
92	1'52.249	1.724
64	1'52.203	1.736
96	1'51.921	1.763
89	1'52.190	2.340
24	1'52.319	2.835
23	1'52.785	3.413
19	1'53.261	7.954
95	1'53.157	8.224
77	1'52.779	8.321
7	1'53.162	8.648
34	1'53.949	14.172
5	1'54.581	16.869
13	1'54.311	22.919
55	1'54.437	23.093
29	1'54.758	23.298
58	1'54.707	23.541
21	1'54.880	23.612
78	1'53.797	23.747
9	1'53.520	23.952
8	1'57.165	45.540
39	1'57.329	45.547

Lapped rider

DORNA DATA PROCESSING ,TIMING SERVICE DORNA DATA PROCESSING TIMING SERVICE DORNA DATA PROCESSING TIMING SERVICE DORNA DATA PROCESSING TIMING SERVICE DORNA DATA PROCESSING TIMING SERVICE DORNA DATA PROCESSING TIMING SERVICE DORNA DATA PROCESSING TIMING SERVICE DORNA DATA PROCCEESSS

Portimao, Saturday, April 17, 2021

Num	Lap Time	Gap
42	1'57.579	45.655
14	1'57.371	45.717

Lap 12

80	1'51.846	
92	1'52.856	2.734
96	1'52.912	2.829
64	1'52.945	2.835
89	1'52.525	3.019
24	1'52.086	3.075
23	1'52.555	4.122
19	1'53.036	9.144
95	1'53.132	9.510
77	1'53.453	9.928
7	1'53.209	10.011
34	1'54.126	16.452
5	1'55.204	20.227
13	1'54.451	25.524
55	1'54.377	25.624
58	1'54.021	25.716
29	1'54.308	25.760
21	1'54.066	25.832
78	1'54.360	26.261
9	1'54.350	26.456
14	1'55.661	49.532
39	1'56.195	49.896
8	1'56.493	50.187
42	1'56.450	50.259

Lap 13

80	1'52.321	
24	1'53.131	3.885
89	1'53.188	3.886
96	1'53.518	4.026
64	1'53.563	4.077
92	1'53.675	4.088
23	1'52.653	4.454
19	1'53.413	10.236
95	1'53.187	10.376
7	1'52.815	10.505
77	1'53.256	10.863
34	1'54.525	18.656
5	1'55.040	22.946
58	1'54.616	28.011
21	1'54.501	28.012
13	1'54.978	28.181
78	1'54.245	28.185
55	1'55.069	28.372
29	1'55.086	28.525
9	1'54.473	28.608
14	1'55.000	52.211
8	1'55.329	53.195
39	1'55.664	53.239
42	1'55.739	53.677

Lap 14

80	1'52.503	
96	1'53.058	4.581
64	1'53.039	4.613
92	1'53.039	4.624
24	1'53.245	4.627
89	1'53.525	4.908
23	1'53.140	5.091
7	1'53.325	11.327
95	1'53.496	11.369
77	1'53.548	11.908
19	1'54.231	11.964
34	1'54.169	20.322
5	1'54.943	25.386
29	1'54.566	30.588
21	1'55.245	30.754
58	1'55.291	30.799
55	1'54.956	30.825
78	1'55.192	30.874
13	1'55.227	30.905
9	1'54.895	31.000
14	1'55.732	55.440
8	1'55.533	56.225

Lap 15

80	1'53.042	
96	1'53.488	5.027
64	1'53.549	5.120
24	1'53.554	5.139
89	1'53.291	5.157
92	1'53.702	5.284
23	1'53.278	5.327
7	1'53.884	12.169
95	1'54.005	12.332
19	1'53.545	12.467
77	1'53.641	12.507
34	1'54.873	22.153
5	1'55.239	27.583
13	1'55.008	32.871
21	1'55.308	33.020
55	1'55.284	33.067
29	1'55.569	33.115
58	1'55.457	33.214
9	1'55.317	33.275
78	1'55.617	33.449
14	1'55.734	58.132
8	1'55.223	58.406

Lap 16

80	1'54.807	
92	1'53.615	4.092
89	1'53.770	4.120
96	1'53.968	4.188
64	1'53.963	4.276
24	1'53.968	4.300
23	1'53.925	4.445
7	1'54.270	11.632
19	1'54.006	11.666
95	1'54.412	11.937
77	1'54.256	11.956
34	1'55.037	22.383
5	1'56.753	29.529
13	1'55.449	33.513
78	1'54.975	33.617
58	1'55.265	33.672
55	1'55.418	33.678
21	1'55.521	33.734
29	1'55.658	33.966
9	1'55.642	34.110
8	1'55.985	59.584
14	1'56.356	59.681

Lapped rider

DORNA DATA PROCESSING ,TIMING SERVICE DORNA DATA PROCESSING TIMING SERVICE DORNA DATA PROCESSING TIMING SERVICE DORNA DATA PROCESSING TIMING SERVICE DORNA DATA PROCESSING TIMING SERVICE DORNA DATA PROCESSING TIMING SERVICE DORNA DATA PROCESSING TIMING SERVICE DORNA DATA PROCCEESSS

garve International Circ

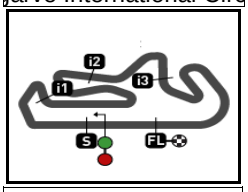

4592 m.

Results and timing service provided by TISSOT

RookiesCup

GRANDE PRÉMIO 888 DE PORTUGAL

After the **Race Nr. 1**

Event Best Maximum Speed

	Rider	Nation	Team	Motorcycle	Km/h	
78	**Jakob ROSENTHALER**	**AUT**	Red Bull MotoGP Rookies Cup	KTM	**231.7**	Free Practice Nr. 1
28	**Matteo BERTELLE**	**ITA**	Red Bull MotoGP Rookies Cup	KTM	**229.7**	Free Practice Nr. 1
58	**Luca LUNETTA**	**ITA**	Red Bull MotoGP Rookies Cup	KTM	**229.7**	Free Practice Nr. 1
5	**Tatchakorn BUASRI**	**THA**	Red Bull MotoGP Rookies Cup	KTM	**228.8**	Free Practice Nr. 1
55	**Noah DETTWILER**	**SWI**	Red Bull MotoGP Rookies Cup	KTM	**227.8**	Free Practice Nr. 1
80	**David ALONSO**	**COL**	Red Bull MotoGP Rookies Cup	KTM	**227.8**	Free Practice Nr. 1
92	**Diogo MOREIRA**	**BRA**	Red Bull MotoGP Rookies Cup	KTM	**227.3**	Free Practice Nr. 1
8	**Eddie O'SHEA**	**GBR**	Red Bull MotoGP Rookies Cup	KTM	**227.3**	Free Practice Nr. 1
24	**Ivan ORTOLÁ**	**SPA**	Red Bull MotoGP Rookies Cup	KTM	**226.8**	Free Practice Nr. 1
29	**Harrison VOIGHT**	**AUS**	Red Bull MotoGP Rookies Cup	KTM	**226.8**	Free Practice Nr. 1
89	**Marcos URIARTE**	**SPA**	Red Bull MotoGP Rookies Cup	KTM	**226.8**	Race Nr. 1
7	**Daniel MUÑOZ**	**SPA**	Red Bull MotoGP Rookies Cup	KTM	**226.4**	Free Practice Nr. 1
13	**Sho NISHIMURA**	**JPN**	Red Bull MotoGP Rookies Cup	KTM	**226.4**	Free Practice Nr. 1
21	**Demis MIHAILA**	**ITA**	Red Bull MotoGP Rookies Cup	KTM	**225.9**	Free Practice Nr. 1
19	**Scott OGDEN**	**GBR**	Red Bull MotoGP Rookies Cup	KTM	**225.4**	Free Practice Nr. 1
48	**Gabin PLANQUES**	**FRA**	Red Bull MotoGP Rookies Cup	KTM	**225.4**	Free Practice Nr. 1
96	**Daniel HOLGADO**	**SPA**	Red Bull MotoGP Rookies Cup	KTM	**225.0**	Race Nr. 1
9	**Freddie HEINRICH**	**GER**	Red Bull MotoGP Rookies Cup	KTM	**225.0**	Free Practice Nr. 1
23	**Alex MILLAN**	**SPA**	Red Bull MotoGP Rookies Cup	KTM	**225.0**	Race Nr. 1
34	**Mario AJI**	**INA**	Red Bull MotoGP Rookies Cup	KTM	**224.5**	Race Nr. 1
77	**Filippo FARIOLI**	**ITA**	Red Bull MotoGP Rookies Cup	KTM	**224.5**	Free Practice Nr. 1
64	**David MUÑOZ**	**SPA**	Red Bull MotoGP Rookies Cup	KTM	**224.0**	Free Practice Nr. 1
95	**Collin VEIJER**	**NED**	Red Bull MotoGP Rookies Cup	KTM	**224.0**	Race Nr. 1
42	**Soma GÖRBE**	**HUN**	Red Bull MotoGP Rookies Cup	KTM	**223.6**	Free Practice Nr. 1
39	**Bartholomé PERRIN**	**FRA**	Red Bull MotoGP Rookies Cup	KTM	**221.3**	Free Practice Nr. 1
14	**Cormac BUCHANAN**	**NZE**	Red Bull MotoGP Rookies Cup	KTM	**219.0**	Free Practice Nr. 1

DORNA DATA PROCESSING -TIMING SERVICE DORNA DATA PROCESSING TIMING SERVICE DORNA DATA PROCESSING TIMING SERVICE DORNA DATA PROCESSING TIMING SERVICE DORNA DATA PROCESSING TIMING SERVICE DORNA DATA PROCESSING TIMING SERVICE DORNA DATA PROCESSING TIMING SERVICE DORNA DATA PROCCEESSS

Portimao, Saturday, April 17, 2021

garve International Circ

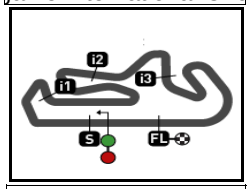

4592 m.

Results and timing service provided by TISSOT

After the **GRANDE PRÉMIO 888 DE PORTUGAL**

RookiesCup

2021 Riders Performance

(Qualifying Position - Starting Position - Race Position)

	Rider	Points	POR	POR	SPA	SPA	ITA	ITA	GER	GER	FIN	FIN	AUT	AUT	ARA	ARA					
1	**ALONSO David**	**25**	5																		
			5-1	-	-	-	-	-	-	-	-	-	-	-	-	-	-	-	-	-	-
2	**MOREIRA Diogo**	**20**	1																		
			1-2	-	-	-	-	-	-	-	-	-	-	-	-	-	-	-	-	-	-
3	**URIARTE Marcos**	**16**	4																		
			4-3	-	-	-	-	-	-	-	-	-	-	-	-	-	-	-	-	-	-
4	**HOLGADO Daniel**	**13**	6																		
			6-4	-	-	-	-	-	-	-	-	-	-	-	-	-	-	-	-	-	-
5	**MUÑOZ David**	**11**	3																		
			3-5	-	-	-	-	-	-	-	-	-	-	-	-	-	-	-	-	-	-
6	**ORTOLÁ Ivan**	**10**	9																		
			9-6	-	-	-	-	-	-	-	-	-	-	-	-	-	-	-	-	-	-
7	**MILLAN Alex**	**9**	2																		
			2-7	-	-	-	-	-	-	-	-	-	-	-	-	-	-	-	-	-	-
8	**MUÑOZ Daniel**	**8**	13																		
			13-8	-	-	-	-	-	-	-	-	-	-	-	-	-	-	-	-	-	-
9	**OGDEN Scott**	**7**	11																		
			11-9	-	-	-	-	-	-	-	-	-	-	-	-	-	-	-	-	-	-
10	**VEIJER Collin**	**6**	7																		
			7-10	-	-	-	-	-	-	-	-	-	-	-	-	-	-	-	-	-	-
11	**FARIOLI Filippo**	**5**	14																		
			14-11	-	-	-	-	-	-	-	-	-	-	-	-	-	-	-	-	-	-
12	**AJI Mario**	**4**	15																		
			15-12	-	-	-	-	-	-	-	-	-	-	-	-	-	-	-	-	-	-
13	**BUASRI Tatchakorn**	**3**	12																		
			12-13	-	-	-	-	-	-	-	-	-	-	-	-	-	-	-	-	-	-

NC=Not classified **NL=Not finished first lap** **NP=Not started race re-start** **N2=Not finished first lap race re-start** **EX=Excluded** **NS=Not Started** **DS=Disqualified**

DORNA DATA PROCESSING .TIMING SERVICE DORNA DATA PROCESSING TIMING SERVICE DORNA DATA PROCESSING TIMING SERVICE DORNA DATA PROCESSING TIMING SERVICE DORNA DATA PROCESSING TIMING SERVICE DORNA DATA PROCESSING TIMING SERVICE DORNA DATA PROCESSING TIMING SERVICE DORNA DATA PROCCEESSS

Portimao, Saturday, April 17, 2021

	Rider	Points	POR	POR	SPA	SPA	ITA	ITA	GER	GER	FIN	FIN	AUT	AUT	ARA	ARA					
14	NISHIMURA Sho	2	19																		
			19-14	-	-	-	-	-	-	-	-	-	-	-	-	-	-	-	-	-	-
15	ROSENTHALER Jakob	1	16																		
			16-15	-	-	-	-	-	-	-	-	-	-	-	-	-	-	-	-	-	-
16	LUNETTA Luca	0	22																		
			22-16	-	-	-	-	-	-	-	-	-	-	-	-	-	-	-	-	-	-
17	DETTWILER Noah	0	18																		
			18-17	-	-	-	-	-	-	-	-	-	-	-	-	-	-	-	-	-	-
18	MIHAILA Demis	0	17																		
			17-18	-	-	-	-	-	-	-	-	-	-	-	-	-	-	-	-	-	-
19	VOIGHT Harrison	0	10																		
			10-19	-	-	-	-	-	-	-	-	-	-	-	-	-	-	-	-	-	-
20	HEINRICH Freddie	0	21																		
			21-20	-	-	-	-	-	-	-	-	-	-	-	-	-	-	-	-	-	-
21	O'SHEA Eddie	0	23																		
			23-21	-	-	-	-	-	-	-	-	-	-	-	-	-	-	-	-	-	-
22	BUCHANAN Cormac	0	24																		
			24-22	-	-	-	-	-	-	-	-	-	-	-	-	-	-	-	-	-	-
23	PERRIN Bartholomé	0	26																		
			26-NC	-	-	-	-	-	-	-	-	-	-	-	-	-	-	-	-	-	-
24	GÖRBE Soma	0	25																		
			25-NC	-	-	-	-	-	-	-	-	-	-	-	-	-	-	-	-	-	-
25	PLANQUES Gabin	0	20																		
			20-NC	-	-	-	-	-	-	-	-	-	-	-	-	-	-	-	-	-	-
26	BERTELLE Matteo	0	8																		
			8-NC	-	-	-	-	-	-	-	-	-	-	-	-	-	-	-	-	-	-

NC=Not classified NL=Not finished first lap NP=Not started race re-start N2=Not finished first lap race re-start EX=Excluded NS=Not Started DS=Disqualified

DORNA DATA PROCESSING .TIMING SERVICE DORNA DATA PROCESSING TIMING SERVICE DORNA DATA PROCESSING TIMING SERVICE DORNA DATA PROCESSING TIMING SERVICE DORNA DATA PROCESSING TIMING SERVICE DORNA DATA PROCESSING TIMING SERVICE DORNA DATA PROCESSING TIMING SERVICE DORNA DATA PROCCEESSS

garve International Circ

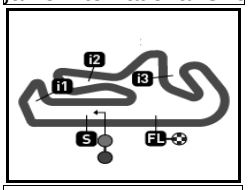

4592 m.

Results and timing service provided by TISSOT

RookiesCup

GRANDE PRÉMIO 888 DE PORTUGAL

Championship Classification

	Rider		Nation Points	POR	POR	SPA	SPA	ITA	ITA	GER	GER	FIN	FIN	AUT	AUT	ARA	ARA
1	**ALONSO David**	COL	**25**	25													
2	**MOREIRA Diogo**	BRA	**20**	20													
3	**URIARTE Marcos**	SPA	**16**	16													
4	**HOLGADO Daniel**	SPA	**13**	13													
5	**MUÑOZ David**	SPA	**11**	11													
6	**ORTOLÁ Ivan**	SPA	**10**	10													
7	**MILLAN Alex**	SPA	**9**	9													
8	**MUÑOZ Daniel**	SPA	**8**	8													
9	**OGDEN Scott**	GBR	**7**	7													
10	**VEIJER Collin**	NED	**6**	6													
11	**FARIOLI Filippo**	ITA	**5**	5													
12	**AJI Mario**	INA	**4**	4													
13	**BUASRI Tatchakorn**	THA	**3**	3													
14	**NISHIMURA Sho**	JPN	**2**	2													
15	**ROSENTHALER Jakob**	AUT	**1**	1													
16	**LUNETTA Luca**	ITA	**0**	0													
17	**DETTWILER Noah**	SWI	**0**	0													
18	**MIHAILA Demis**	ITA	**0**	0													
19	**VOIGHT Harrison**	AUS	**0**	0													
20	**HEINRICH Freddie**	GER	**0**	0													
21	**O'SHEA Eddie**	GBR	**0**	0													
22	**BUCHANAN Cormac**	NZE	**0**	0													

DORNA DATA PROCESSING ,TIMING SERVICE DORNA DATA PROCESSING TIMING SERVICE DORNA DATA PROCESSING TIMING SERVICE DORNA DATA PROCESSING TIMING SERVICE DORNA DATA PROCESSING TIMING SERVICE DORNA DATA PROCESSING TIMING SERVICE DORNA DATA PROCESSING TIMING SERVICE DORNA DATA PROCCEESSS

Portimao, Saturday, April 17, 2021