


4423 m.

GRAN PREMIO RED BULL DE ESPAÑA
Qualifying Practice
Fastest Laps Sequence

<i>Practice Time</i>	 <i>Rider</i>	<i>Nation</i>	<i>Motorcycle</i>	<i>Time</i>	<i>Km/h</i>	<i>Rider's Lap</i>
3'52.339	80 David ALONSO	COL	KTM	1'50.194	144.4	2
3'52.567	7 Daniel MUÑOZ	SPA	KTM	1'49.992	144.7	2
4'00.826	92 Diogo MOREIRA	BRA	KTM	1'49.685	145.1	2
6'54.131	96 Daniel HOLGADO	SPA	KTM	1'49.371	145.5	3
21'37.849	80 David ALONSO	COL	KTM	1'49.347	145.6	11

DORNA DATA PROCESSING TIMING SERVICE DORNA DATA PROCESSING TIMING SERVICE DORNA DATA PROCESSING TIMING SERVICE DORNA DATA PROCESSING TIMING SERVICE DORNA DATA PROCESSING TIMING SERVICE DORNA DATA PROCESSING TIMING SERVICE DORNA DATA PROCESSING TIMING SERVICE DORNA DATA PROCCEESSS

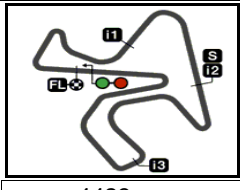
Qualifying Practice

RookiesCup

Lap	Lap Time	T1	T2	T3	T4	Speed	Lap	Lap Time	T1	T2	T3	T4	Speed
11	1'51.087	27.136	16.922	32.339	34.690	198.8	4	1'51.704	28.417	16.829	32.171	34.287	197.4
12	1'49.844	26.949	16.812	32.056	34.027	199.2	5	1'50.030	26.915	16.835	32.126	34.154	195.6
13	1'54.919	29.147	16.811	33.228	35.733	200.7	6	1'49.932	26.789	16.914	32.027	34.202	197.0
7th 64 David MUÑOZ Red Bull MotoGP Roo SPA Runs=1 Total laps=13 Full laps=11							11th 28 Matteo BERTELLE Red Bull MotoGP Roo ITA Runs=2 Total laps=13 Full laps=10						
1	3'05.059	29.695	17.177	32.342	36.593	191.8	7	1'50.369 *	26.751	16.915	32.212	34.491*	200.0
2	1'51.168	27.374	17.038	32.204	34.552	194.2	8	1'50.834	27.033	16.969	32.460	34.372	196.3
3	1'50.469	26.987	16.879	32.317	34.286	194.5	9	1'51.577	27.031	16.973	32.966	34.607	195.6
4	1'50.308	26.994	17.017	32.081	34.216	193.5	10	1'50.351 *	26.89*	16.819	32.065	34.572	199.2
5	1'50.233	26.974	17.013	32.175	34.071	192.1	11	1'50.546	27.007	17.015	32.133	34.391	195.2
6	1'50.335	26.896	17.024	32.251	34.164	191.8	12	1'59.814	27.919	17.165	34.303	40.427	196.0
7	1'59.595	33.342	17.766	32.400	36.087	192.8	13	1'51.951	27.050	17.106	32.841	34.954	193.8
8	1'50.089	27.056	16.796	31.997	34.240	198.5	12th 7 Daniel MUÑOZ Red Bull MotoGP Roo SPA Runs=3 Total laps=13 Full laps=5						
9	1'49.846	26.833	16.857	32.008	34.148	198.8	1	2'02.412	30.068	17.282	32.846	34.456	197.8
10	1'50.386 *	26.93*	16.882	32.394	34.177	194.9	2	1'50.218	27.005	16.815	32.142	34.256	197.4
11	1'50.252	27.043	16.958	32.083	34.168	196.3	3	1'52.889	27.283	18.497	32.498	34.611	180.6
12	1'50.481	26.963	16.983	32.107	34.428	195.2	4	1'50.387	26.989	17.142	32.038	34.218	190.4
13	1'54.694	28.934	16.985	33.071	35.704	198.8	5	1'55.716	31.771	17.751	32.064	34.130	196.0
8th 89 Marcos URIARTE Red Bull MotoGP Roo SPA Runs=3 Total laps=12 Full laps=7							6	1'58.730	30.062	17.555	33.201	37.912	190.4
1	2'02.259	29.875	17.042	32.872	34.453	196.3	7	1'47.396 P	27.164	17.919	33.536	28.777	169.8
2	1'50.430	27.047	16.870	32.338	34.175	197.4	8	1'54.480	30.300	17.350	32.346	34.484	193.2
3	1'55.689	29.474	18.035	33.764	34.416	173.9	9	1'50.185	27.022	16.953	31.995	34.215	193.8
4	1'54.074	27.174	16.987	33.086	36.827	192.1	10	1'50.034	26.915	16.824	32.023	34.272	197.8
5	1'49.848	27.009	16.851	31.971	34.017	197.8	11	1'49.933	26.934	16.986	31.874	34.139	193.8
6	1'57.852	30.043	17.022	36.308	34.479	196.0	12	1'56.200	29.117	18.718	33.180	35.185	183.3
7	1'46.577 P	27.263	16.987	32.991	29.336	195.6	13	1'55.389	27.147	20.506	33.173	34.563	182.7
8	2'10.257	31.888	18.624	38.898	40.847	166.1	9th 34 Mario AJI Red Bull MotoGP Roo INA Runs=4 Total laps=13 Full laps=6						
9	1'52.059	27.275	16.948	33.009	34.827	197.0	1	2'51.700 P	30.446	16.946	40.561	38.500	199.6
10	1'51.118	27.100	16.941	32.199	34.878	195.2	2	1'52.841	28.457	16.898	32.879	34.607	198.1
11	1'55.000 P	31.61*	20.079	33.853	29.451	190.8	3	1'50.472	27.113	17.044	32.055	34.260	192.1
12	2'00.777	33.994	17.675	33.773	35.335	183.6	4	1'49.894	26.856	17.001	31.845	34.192	193.2
10th 95 Collin VEIJER Red Bull MotoGP Roo NED Runs=2 Total laps=13 Full laps=8							5	1'53.115	27.793	16.916	32.121	36.285	194.5
1	2'59.090	28.784	17.364	39.257	48.327	186.5	6	1'54.774 *	26.91*	17.103	32.645	38.113	191.1
2	1'52.461	27.318	17.196	32.428	35.519	192.5	7	1'45.244 P	27.136	17.388	33.282	27.438	186.5
3	1'45.768 P	27.080	16.869	32.965	28.854	194.9	8	1'58.990	28.761	17.414	33.292	39.523	183.9
13th 13 Sho NISHIMURA Red Bull MotoGP Roo JPN Runs=3 Total laps=12 Full laps=7							9	1'43.432 P	27.035	17.018	32.454	26.925	196.3
1	2'51.288 P	29.964	17.133	39.469	38.323	197.0	10	2'03.337 *	35.431	17.719	35.754	34.433*	184.6
2	1'53.224	29.143	17.115	32.463	34.503	196.0	11	1'50.052	26.985	16.860	32.037	34.170	196.7
3	1'50.839	27.159	16.860	32.321	34.499	201.1	12	1'53.870	26.898	17.138	33.112	36.722	187.1
4	1'50.146	26.863	16.840	32.105	34.338	200.7	13	1'52.979 *	27.394	17.170	33.534	34.881*	193.2
5	1'50.147	26.986	16.941	32.101	34.119	196.7	Fastest Lap: David ALONSO Red Bull MotoGP Roo COL 1'49.347 26.826 16.655 32.006 33.860						
6	1'49.597 P	28.924	17.345	34.095	29.233	194.5							
7	2'02.111	35.239	17.828	33.595	35.449	188.8							
8	1'52.257	27.472	17.281	32.581	34.923	193.8							
9	1'59.007 *	27.93*	17.977	33.891	39.204*	189.4							
10	1'52.058	27.617	17.207	32.414	34.820	195.2							
11	1'51.206	27.185	17.119	32.390	34.512	194.5							

DORNA DATA PROCESSING TIMING SERVICE DORNA DATA PROCESSING TIMING SERVICE DORNA DATA PROCESSING TIMING SERVICE DORNA DATA PROCESSING TIMING SERVICE DORNA DATA PROCESSING TIMING SERVICE DORNA DATA PROCESSING TIMING SERVICE DORNA DATA PROCESSING TIMING SERVICE DORNA DATA PROCESSESS





4423 m.

RookiesCup

GRAN PREMIO RED BULL DE ESPAÑA Official Starting Grid

Race : 16 laps = 70.768 km

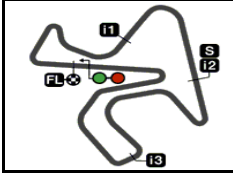


1	1 1'49.347 80 David ALONSO KTM	2 1'49.371 96 Daniel HOLGADO KTM	3 1'49.685 92 Diogo MOREIRA KTM
2	4 1'49.758 77 Filippo FARIOLI KTM	5 1'49.799 23 Alex MILLAN KTM	6 1'49.844 24 Ivan ORTOLÁ KTM
3	7 1'49.846 64 David MUÑOZ KTM	8 1'49.848 89 Marcos URIARTE KTM	9 1'49.894 34 Mario AJI KTM
4	10 1'49.932 95 Collin VEIJER KTM	11 1'49.933 28 Matteo BERTELLE KTM	12 1'49.992 7 Daniel MUÑOZ KTM
5	13 1'50.146 13 Sho NISHIMURA KTM	14 1'50.151 19 Scott OGDEN KTM	15 1'50.638 55 Noah DETTWILER KTM
6	16 1'50.922 29 Harrison VOIGHT KTM	17 1'51.090 5 Tatchakorn BUASRI KTM	18 1'51.249 58 Luca LUNETTA KTM
7	19 1'51.570 8 Eddie O'SHEA KTM	20 1'51.773 42 Soma GÖRBE KTM	21 1'52.010 21 Demis MIHAILA KTM
8	22 1'52.141 39 Bartholomé PERRIN KTM	23 1'52.256 9 Freddie HEINRICH KTM	24 1'52.439 78 Jakob ROSENTHALER KTM

The results are provisional until the end of the limit for protest and appeals and until the ratification of the Event Management Committee.

Time limit for protest expires 60' at the latest after publication of the results - Time:

DORNA DATA PROCESSING TIMING SERVICE DORNA DATA PROCESSING TIMING SERVICE DORNA DATA PROCESSING TIMING SERVICE DORNA DATA PROCESSING TIMING SERVICE DORNA DATA PROCESSING TIMING SERVICE DORNA DATA PROCESSING TIMING SERVICE DORNA DATA PROCESSING TIMING SERVICE DORNA DATA PROCESSING TIMING SERVICE DORNA DATA PROCESSING TIMING SERVICE DORNA DATA PROCESSES



4423 m.

GRAN PREMIO RED BULL DE ESPAÑA Official Starting Grid

Race : 16 laps = 70.768 km

9

25
1'52.454
14 Cormac BUCHANAN
KTM

The results are provisional until the end of the limit for protest and appeals and until the ratification of the Event Management Committee.

Time limit for protest expires 60' at the latest after publication of the results - Time:

DORNA DATA PROCESSING TIMING SERVICE DORNA DATA PROCESSING TIMING SERVICE DORNA DATA PROCESSING TIMING SERVICE DORNA DATA PROCESSING TIMING SERVICE DORNA DATA PROCESSING TIMING SERVICE DORNA DATA PROCESSING TIMING SERVICE DORNA DATA PROCESSING TIMING SERVICE DORNA DATA PROCESSING TIMING SERVICE DORNA DATA PROCESSING TIMING SERVICE DORNA DATA PROCESSING TIMING SERVICE DORNA DATA PROCCEESS