mo Internazionale del

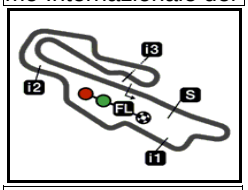

5245 m.

Results and timing service provided by TISSOT

RookiesCup

GRAN PREMIO D'ITALIA OAKLEY
Free Practice Nr. 1
Classification

		Rider	Nation	Team	Motorcycle	Time	Lap	Total	Gap		Top Speed
1	96	**Daniel HOLGADO**	SPA	Red Bull MotoGP Rookies Cup	KTM	**2'02.000**	11	15			**228.3**
2	28	**Matteo BERTELLE**	ITA	Red Bull MotoGP Rookies Cup	KTM	**2'02.307**	11	15	0.307	0.307	**225.4**
3	89	**Marcos URIARTE**	SPA	Red Bull MotoGP Rookies Cup	KTM	**2'02.339**	7	14	0.339	0.032	**228.8**
4	92	**Diogo MOREIRA**	BRA	Red Bull MotoGP Rookies Cup	KTM	**2'02.667**	5	13	0.667	0.328	**225.4**
5	95	**Collin VEIJER**	NED	Red Bull MotoGP Rookies Cup	KTM	**2'02.744**	15	15	0.744	0.077	**222.2**
6	23	**Alex MILLAN**	SPA	Red Bull MotoGP Rookies Cup	KTM	**2'02.804**	13	15	0.804	0.060	**221.7**
7	19	**Scott OGDEN**	GBR	Red Bull MotoGP Rookies Cup	KTM	**2'02.920**	15	15	0.920	0.116	**225.9**
8	34	**Mario AJI**	INA	Red Bull MotoGP Rookies Cup	KTM	**2'02.990**	15	15	0.990	0.070	**227.8**
9	64	**David MUÑOZ**	SPA	Red Bull MotoGP Rookies Cup	KTM	**2'02.993**	11	15	0.993	0.003	**227.8**
10	80	**David ALONSO**	COL	Red Bull MotoGP Rookies Cup	KTM	**2'03.174**	11	15	1.174	0.181	**229.2**
11	7	**Daniel MUÑOZ**	SPA	Red Bull MotoGP Rookies Cup	KTM	**2'03.341**	14	14	1.341	0.167	**225.4**
12	58	**Luca LUNETTA**	ITA	Red Bull MotoGP Rookies Cup	KTM	**2'03.369**	13	15	1.369	0.028	**222.2**
13	77	**Filippo FARIOLI**	ITA	Red Bull MotoGP Rookies Cup	KTM	**2'03.533**	11	15	1.533	0.164	**221.7**
14	21	**Demis MIHAILA**	ITA	Red Bull MotoGP Rookies Cup	KTM	**2'04.015**	10	10	2.015	0.482	**228.8**
15	24	**Ivan ORTOLÁ**	SPA	Red Bull MotoGP Rookies Cup	KTM	**2'04.127**	15	15	2.127	0.112	**221.3**
16	55	**Noah DETTWILER**	SWI	Red Bull MotoGP Rookies Cup	KTM	**2'04.470**	14	14	2.470	0.343	**225.0**
17	5	**Tatchakorn BUASRI**	THA	Red Bull MotoGP Rookies Cup	KTM	**2'04.789**	13	13	2.789	0.319	**225.0**
18	8	**Eddie O'SHEA**	GBR	Red Bull MotoGP Rookies Cup	KTM	**2'05.549**	13	15	3.549	0.760	**223.6**
19	13	**Sho NISHIMURA**	JPN	Red Bull MotoGP Rookies Cup	KTM	**2'05.784**	6	6	3.784	0.235	**226.8**
20	78	**Jakob ROSENTHALER**	AUT	Red Bull MotoGP Rookies Cup	KTM	**2'06.116**	6	14	4.116	0.332	**227.3**
21	72	**Taiyo FURUSATO**	JPN	Red Bull MotoGP Rookies Cup	KTM	**2'06.160**	14	14	4.160	0.044	**221.7**
22	9	**Freddie HEINRICH**	GER	Red Bull MotoGP Rookies Cup	KTM	**2'06.575**	8	13	4.575	0.415	**222.6**
23	42	**Soma GÖRBE**	HUN	Red Bull MotoGP Rookies Cup	KTM	**2'06.629**	14	14	4.629	0.054	**228.8**
24	39	**Bartholomé PERRIN**	FRA	Red Bull MotoGP Rookies Cup	KTM	**2'06.881**	13	13	4.881	0.252	**214.7**
25	14	**Cormac BUCHANAN**	NZE	Red Bull MotoGP Rookies Cup	KTM	**2'08.477**	13	13	6.477	1.596	**219.9**

Practice condition: **Dry**
Air: 24°
Humidity: 46%
Ground: 38°

Fastest Lap:	Lap: 11	**Daniel HOLGADO**	**2'02.000**	154.7 Km/h
Best Race Lap:	2018	**Adrian HUERTAS**	**2'00.957**	156.1 Km/h
All Time Lap Record:	2019	**Yuki KUNII**	**2'00.876**	156.2 Km/h

The results are provisional until the end of the limit for protest and appeals.

Time limit for protest expires 30' after publication of the results - ..... Time: .....

DORNA DATA PROCESSING .TIMING SERVICE DORNA DATA PROCESSING TIMING SERVICE DORNA DATA PROCESSING TIMING SERVICE DORNA DATA PROCESSING TIMING SERVICE DORNA DATA PROCESSING TIMING SERVICE DORNA DATA PROCESSING TIMING SERVICE DORNA DATA PROCCEESSS

Mugello, Friday, May 28, 2021

mo Internazionale del

Results and timing service provided by TISSOT

RookiesCup

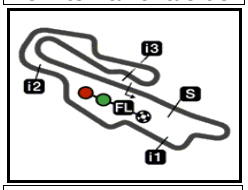

5245 m.

GRAN PREMIO D'ITALIA OAKLEY

Free Practice Nr. 1

Top Speed & Average

	Rider	Nation	Motorcycle	Top 5 speeds					Average	Top
80	**David ALONSO**	COL	KTM	229.2	228.8	226.8	225.9	225.4	227.2	**229.2**
21	**Demis MIHAILA**	ITA	KTM	228.8	223.1	220.8	219.9	219.0	222.3	**228.8**
42	**Soma GÖRBE**	HUN	KTM	228.8	225.4	220.4	219.0	219.0	222.5	**228.8**
89	**Marcos URIARTE**	SPA	KTM	228.8	227.8	220.8	219.9	219.5	223.4	**228.8**
96	**Daniel HOLGADO**	SPA	KTM	228.3	225.4	223.1	223.1	222.6	224.5	**228.3**
34	**Mario AJI**	INA	KTM	227.8	227.3	225.0	223.6	223.6	225.5	**227.8**
64	**David MUÑOZ**	SPA	KTM	227.8	227.8	225.0	225.0	221.7	225.5	**227.8**
78	**Jakob ROSENTHALER**	AUT	KTM	227.3	226.8	226.8	224.5	223.6	225.8	**227.3**
13	**Sho NISHIMURA**	JPN	KTM	226.8	223.6	222.2	221.7	219.5	222.8	**226.8**
19	**Scott OGDEN**	GBR	KTM	225.9	225.0	224.5	223.6	222.6	224.3	**225.9**
7	**Daniel MUÑOZ**	SPA	KTM	225.4	222.6	222.2	221.7	220.8	222.5	**225.4**
28	**Matteo BERTELLE**	ITA	KTM	225.4	223.6	223.6	223.1	221.3	223.4	**225.4**
92	**Diogo MOREIRA**	BRA	KTM	225.4	223.1	222.6	221.7	220.4	222.6	**225.4**
5	**Tatchakorn BUASRI**	THA	KTM	225.0	224.0	222.6	222.2	222.2	223.2	**225.0**
55	**Noah DETTWILER**	SWI	KTM	225.0	223.1	221.7	219.9	218.1	221.6	**225.0**
8	**Eddie O'SHEA**	GBR	KTM	223.6	223.6	222.6	222.2	221.3	222.2	**223.6**
9	**Freddie HEINRICH**	GER	KTM	222.6	222.6	222.2	221.7	221.3	222.0	**222.6**
58	**Luca LUNETTA**	ITA	KTM	222.2	222.2	222.2	219.9	219.9	221.3	**222.2**
95	**Collin VEIJER**	NED	KTM	222.2	222.2	222.2	222.2	221.7	222.1	**222.2**
23	**Alex MILLAN**	SPA	KTM	221.7	221.3	220.4	219.9	219.9	220.6	**221.7**
72	**Taiyo FURUSATO**	JPN	KTM	221.7	221.7	221.3	220.8	220.8	221.3	**221.7**
77	**Filippo FARIOLI**	ITA	KTM	221.7	221.7	220.8	220.4	219.0	220.7	**221.7**
24	**Ivan ORTOLÁ**	SPA	KTM	221.3	220.8	219.9	219.9	219.9	220.4	**221.3**
14	**Cormac BUCHANAN**	NZE	KTM	219.9	219.9	216.0	214.2	213.0	216.6	**219.9**
39	**Bartholomé PERRIN**	FRA	KTM	214.7	211.7	211.7	211.3	210.9	211.7	**214.7**

DORNA DATA PROCESSING ,TIMING SERVICE DORNA DATA PROCESSING TIMING SERVICE DORNA DATA PROCESSING TIMING SERVICE DORNA DATA PROCESSING TIMING SERVICE DORNA DATA PROCESSING TIMING SERVICE DORNA DATA PROCESSING TIMING SERVICE DORNA DATA PROCESSING TIMING SERVICE DORNA DATA PROCCEESSS

Mugello, Friday, May 28, 2021

mo Internazionale del

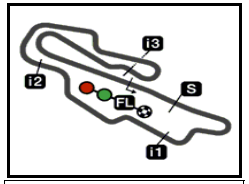

5245 m.

Results and timing service provided by TISSOT

RookiesCup

GRAN PREMIO D'ITALIA OAKLEY

Free Practice Nr. 1

Best Partial Times

IT *Ideal Lap Time, sum of the best partial times* ***BT*** *Best Lap Time*

T1			T2		T3		T4	
Pos	Rider	Time	Rider	Time	Rider	Time	Rider	Time
1	M.BERTELLE	29.165	M.BERTELLE	24.901	M.URIARTE	38.293	D.HOLGADO	29.109
2	**D.HOLGADO**	**29.239**	**M.URIARTE**	**25.099**	**M.BERTELLE**	**38.362**	**C.VEIJER**	**29.173**
3	D.MUÑOZ	29.384	D.HOLGADO	25.164	D.HOLGADO	38.365	F.FARIOLI	29.212
4	**M.URIARTE**	**29.398**	**D.MOREIRA**	**25.166**	**C.VEIJER**	**38.414**	**D.MOREIRA**	**29.238**
5	D.MOREIRA	29.467	S.OGDEN	25.175	S.OGDEN	38.458	A.MILLAN	29.263
6	**M.AJI**	**29.493**	**M.AJI**	**25.199**	**A.MILLAN**	**38.480**	**S.OGDEN**	**29.267**
7	A.MILLAN	29.572	A.MILLAN	25.288	D.MOREIRA	38.519	D.MUÑOZ	29.272
8	**D.ALONSO**	**29.605**	**F.FARIOLI**	**25.288**	**D.MUÑOZ**	**38.538**	**D.ALONSO**	**29.273**
9	C.VEIJER	29.616	D.MUÑOZ	25.338	M.AJI	38.563	M.URIARTE	29.334
10	**D.MUÑOZ**	**29.677**	**D.MUÑOZ**	**25.355**	**D.MUÑOZ**	**38.747**	**M.BERTELLE**	**29.391**
11	N.DETTWILER	29.679	L.LUNETTA	25.361	F.FARIOLI	38.758	M.AJI	29.436
12	**S.OGDEN**	**29.691**	**C.VEIJER**	**25.368**	**D.ALONSO**	**38.779**	**L.LUNETTA**	**29.514**
13	L.LUNETTA	29.703	D.ALONSO	25.391	L.LUNETTA	38.791	N.DETTWILER	29.604
14	**D.MIHAILA**	**29.734**	**I.ORTOLÁ**	**25.428**	**D.MIHAILA**	**38.793**	**I.ORTOLÁ**	**29.717**
15	F.FARIOLI	29.812	D.MIHAILA	25.469	I.ORTOLÁ	38.859	D.MUÑOZ	29.776
16	**I.ORTOLÁ**	**29.855**	**N.DETTWILER**	**25.592**	**N.DETTWILER**	**39.065**	**T.BUASRI**	**29.792**
17	T.BUASRI	29.948	S.NISHIMURA	25.659	E.O'SHEA	39.137	D.MIHAILA	29.830
18	**S.NISHIMURA**	**30.059**	**T.BUASRI**	**25.840**	**T.BUASRI**	**39.174**	**E.O'SHEA**	**29.861**
19	T.FURUSATO	30.094	T.FURUSATO	25.914	S.NISHIMURA	39.325	J.ROSENTHALE	29.878
20	**E.O'SHEA**	**30.239**	**E.O'SHEA**	**25.951**	**T.FURUSATO**	**39.459**	**S.NISHIMURA**	**29.953**
21	J.ROSENTHALE	30.324	F.HEINRICH	25.969	S.GÖRBE	39.462	T.FURUSATO	30.048
22	**F.HEINRICH**	**30.391**	**J.ROSENTHALE**	**25.997**	**J.ROSENTHALE**	**39.690**	**F.HEINRICH**	**30.248**
23	S.GÖRBE	30.415	B.PERRIN	26.088	F.HEINRICH	39.691	S.GÖRBE	30.334
24	**B.PERRIN**	**30.432**	**S.GÖRBE**	**26.091**	**B.PERRIN**	**39.815**	**B.PERRIN**	**30.503**

Pos	Rider	IT	BT	
1	**M.BERTELLE**	2'01.819	2'02.307	(2)
2	**D.HOLGADO**	2'01.877	2'02.000	(1)
3	**M.URIARTE**	2'02.124	2'02.339	(3)
4	**D.MOREIRA**	2'02.390	2'02.667	(4)
5	**C.VEIJER**	2'02.571	2'02.744	(5)
6	**S.OGDEN**	2'02.591	2'02.920	(7)
7	**A.MILLAN**	2'02.603	2'02.804	(6)
8	**M.AJI**	2'02.691	2'02.990	(8)
9	**D.MUÑOZ**	2'02.825	2'02.993	(9)
10	**D.ALONSO**	2'03.048	2'03.174	(10)
11	**F.FARIOLI**	2'03.070	2'03.533	(13)
12	**D.MUÑOZ**	2'03.262	2'03.341	(11)
13	**L.LUNETTA**	2'03.369	2'03.369	(12)
14	**D.MIHAILA**	2'03.826	2'04.015	(14)
15	**I.ORTOLÁ**	2'03.859	2'04.127	(15)
16	**N.DETTWILER**	2'03.940	2'04.470	(16)
17	**T.BUASRI**	2'04.754	2'04.789	(17)
18	**S.NISHIMURA**	2'04.996	2'05.784	(19)
19	**E.O'SHEA**	2'05.188	2'05.549	(18)
20	**T.FURUSATO**	2'05.515	2'06.160	(21)
21	**J.ROSENTHAL**	2'05.889	2'06.116	(20)
22	**F.HEINRICH**	2'06.299	2'06.575	(22)
23	**S.GÖRBE**	2'06.302	2'06.629	(23)
24	**B.PERRIN**	2'06.838	2'06.881	(24)

DORNA DATA PROCESSING .TIMING SERVICE DORNA DATA PROCESSING TIMING SERVICE DORNA DATA PROCESSING TIMING SERVICE DORNA DATA PROCESSING TIMING SERVICE DORNA DATA PROCESSING TIMING SERVICE DORNA DATA PROCESSING TIMING SERVICE DORNA DATA PROCESSING TIMING SERVICE DORNA DATA PROCCEESSS

mo Internazionale del

Results and timing service provided by TISSOT

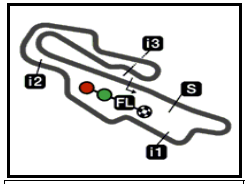

5245 m.

GRAN PREMIO D'ITALIA OAKLEY

Free Practice Nr. 1

Best Partial Times

RookiesCup

IT *Ideal Lap Time, sum of the best partial times* ***BT*** *Best Lap Time*

T1			T2		T3		T4						
Pos	*Rider*	*Time*	*Rider*	*Time*	*Rider*	*Time*	*Rider*	*Time*	*Pos*	*Rider*	*IT*	*BT*	
25	C.BUCHANAN	30.823	C.BUCHANAN	26.355	C.BUCHANAN	40.025	C.BUCHANAN	30.838	25	**C.BUCHANAN**	2'08.041	2'08.477	(25)

DORNA DATA PROCESSING .TIMING SERVICE DORNA DATA PROCESSING TIMING SERVICE DORNA DATA PROCESSING TIMING SERVICE DORNA DATA PROCESSING TIMING SERVICE DORNA DATA PROCESSING TIMING SERVICE DORNA DATA PROCESSING TIMING SERVICE DORNA DATA PROCESSING TIMING SERVICE DORNA DATA PROCCEESSS

mo Internazionale del

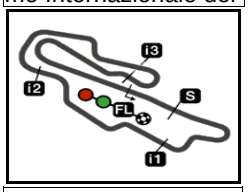

5245 m.

Results and timing service provided by TISSOT

RookiesCup

GRAN PREMIO D'ITALIA OAKLEY

Free Practice Nr. 1

Fastest Laps Sequence

Practice Time	Rider	Nation	Motorcycle	Time	Km/h	Rider's Lap
4'34.173	58 **Luca LUNETTA**	ITA	KTM	**2'07.531**	148.0	2
4'34.574	23 **Alex MILLAN**	SPA	KTM	**2'07.243**	148.3	2
4'34.607	77 **Filippo FARIOLI**	ITA	KTM	**2'06.968**	148.7	2
4'42.026	28 **Matteo BERTELLE**	ITA	KTM	**2'06.096**	149.7	2
4'47.656	96 **Daniel HOLGADO**	SPA	KTM	**2'05.306**	150.6	2
6'46.293	28 **Matteo BERTELLE**	ITA	KTM	**2'04.267**	151.9	3
6'49.645	92 **Diogo MOREIRA**	BRA	KTM	**2'03.977**	152.3	3
8'52.722	92 **Diogo MOREIRA**	BRA	KTM	**2'03.077**	153.4	4
10'55.389	92 **Diogo MOREIRA**	BRA	KTM	**2'02.667**	153.9	5
15'27.707	89 **Marcos URIARTE**	SPA	KTM	**2'02.339**	154.3	7
23'29.905	28 **Matteo BERTELLE**	ITA	KTM	**2'02.307**	154.3	11
23'30.593	96 **Daniel HOLGADO**	SPA	KTM	**2'02.000**	154.7	11

DORNA DATA PROCESSING _TIMING SERVICE DORNA DATA PROCESSING TIMING SERVICE DORNA DATA PROCESSING TIMING SERVICE DORNA DATA PROCESSING TIMING SERVICE DORNA DATA PROCESSING TIMING SERVICE DORNA DATA PROCESSING TIMING SERVICE DORNA DATA PROCESSING TIMING SERVICE DORNA DATA PROCCEESSS

Mugello, Friday, May 28, 2021

mo Internazionale del

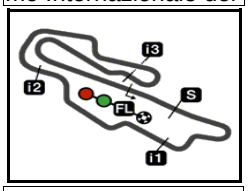

5245 m.

Results and timing service provided by TISSOT

RookiesCup

GRAN PREMIO D'ITALIA OAKLEY
Free Practice Nr. 1
Chronological Analysis of Performances

** Lap / Sector time cancelled*
P Crossing the finish line in pit lane
T1 Time from finish line to 1st intermediate
T2 Time from 1st intermed. to 2nd intermed.
T3 Time from 2nd intermed. to 3rd intermed.
T4 Time from 3rd intermediate to finish line

1st 96 Daniel HOLGADO — Red Bull MotoGP Roo SPA
Runs=1 Total laps=15 Full laps=12

Lap	Lap Time		T1	T2	T3	T4	Speed
1	2'42.350		35.120	27.452	40.922	30.558	147.1
2	**2'05.306**		30.149	25.875	39.305	29.977	223.1
3	**2'04.092**		29.929	25.605	38.811	29.747	225.4
4	**2'03.737**		29.836	25.413	38.701	29.787	218.6
5	**2'04.036**		29.739	25.507	38.829	29.961	219.0
6	**2'03.880**		29.790	25.628	38.816	29.646	219.0
7	**2'02.991**		29.614	25.335	38.448	29.594	219.0
8	2'10.275	*	29.785	27.143	42.624	30.723*	221.3
9	**2'03.520**		29.651	25.582	38.561	29.726	218.1
10	2'08.406	*	29.620	27.135	41.989*	29.662	218.6
11	**2'02.000**		29.239	25.164	38.488	29.109	222.6
12	**2'04.946**		29.678	26.158	39.337	29.773	228.3
13	**2'04.556**		29.699	25.559	39.646	29.652	216.8
14	**2'11.678**		29.754	25.569	44.718	31.637	221.7
15	**2'02.797**		29.439	25.467	38.365	29.526	223.1

2nd 28 Matteo BERTELLE — Red Bull MotoGP Roo ITA
Runs=2 Total laps=15 Full laps=11

Lap	Lap Time		T1	T2	T3	T4	Speed
1	2'35.930		37.065	28.458	40.646	31.658	148.7
2	**2'06.096**		30.567	25.940	39.435	30.154	223.6
3	**2'04.267**		30.096	25.391	38.804	29.976	216.8
4	59.948	P	29.822				217.3
5	2'09.592		34.021	25.918	39.335	30.318	154.9
6	**2'03.663**		29.869	25.297	38.642	29.855	219.0
7	**2'03.264**		29.709	25.111	38.604	29.840	216.8
8	**2'02.552**		29.587	25.136	38.438	29.391	217.3
9	**2'02.707**		29.399	25.244	38.502	29.562	223.6
10	**2'03.864**		29.574	25.595	38.963	29.732	223.1
11	**2'02.307**		29.165	25.131	38.531	29.480	225.4
12	2'11.500	*	32.932	27.053	40.940	30.575*	221.3
13	**2'03.807**		30.095	25.276	38.654	29.782	213.8
14	**2'02.760**		29.692	24.982	38.363	29.723	218.1
15	**2'02.384**		29.487	24.901	38.362	29.634	217.3

3rd 89 Marcos URIARTE — Red Bull MotoGP Roo SPA
Runs=2 Total laps=15 Full laps=11

Lap	Lap Time		T1	T2	T3	T4	Speed
1	2'55.848		36.435	27.851	42.158	30.565	153.8
2	**2'05.897**		30.413	26.151	39.489	29.844	216.8
3	**2'04.398**		29.820	25.597	39.174	29.807	216.8
4	**2'03.982**		29.693	25.691	38.809	29.789	218.1
5	**2'02.922**		29.709	25.327	38.503	29.383	218.6
6	**2'12.321**		34.012	28.575	39.931	29.803	227.8
7	**2'02.339**		29.554	25.158	38.293	29.334	219.5
8	**2'14.406**		33.361	26.748	43.888	30.409	228.8
9	**2'02.789**		29.672	25.338	38.308	29.471	218.6
10	**2'03.631**		29.398	25.099	39.149	29.985	219.9
11	1'00.716	P	30.397				216.8
12	2'13.148		35.875	26.660	40.179	30.434	130.4
13	**2'05.048**		30.294	25.977	38.967	29.810	220.8
14	**2'03.002**		29.649	25.300	38.396	29.657	217.3
	PIT		31.830				218.1

4th 92 Diogo MOREIRA — Red Bull MotoGP Roo BRA
Runs=2 Total laps=13 Full laps=9

Lap	Lap Time		T1	T2	T3	T4	Speed
1	2'39.744	*	34.178	27.514	39.891	30.639*	153.4
2	2'05.924	*	29.886	26.156	40.020*	29.862*	223.1
3	**2'03.977**		30.038	25.661	38.718	29.560	219.5
4	**2'03.077**		29.757	25.321	38.565	29.434	219.9
5	**2'02.667**		29.744	25.166	38.519	29.238	220.4
6	**2'02.977**		29.467	25.370	38.551	29.589	222.6
7	1'04.451	P	33.210				217.7
8	2'07.749	*	33.407	25.773	38.972*	29.597	153.6
9	**2'03.585**		29.591	25.749	38.657	29.588	219.5
10	**2'03.281**		29.707	25.505	38.653	29.416	219.0
11	**2'03.331**		29.505	25.717	38.608	29.501	221.7
12	**2'04.425**		29.565	25.302	39.541	30.017	219.9
13	**2'03.284**		29.540	25.379	38.625	29.740	225.4

5th 95 Collin VEIJER — Red Bull MotoGP Roo NED
Runs=1 Total laps=15 Full laps=14

Lap	Lap Time		T1	T2	T3	T4	Speed
1	2'27.330		34.594	27.591	41.398	31.597	157.6
2	**2'07.654**		30.296	26.523	41.110	29.725	217.7
3	**2'05.786**		30.236	25.874	39.901	29.775	221.3
4	**2'06.099**		30.527	26.104	39.428	30.040	218.6
5	**2'05.144**		30.040	25.889	39.454	29.761	217.3
6	**2'07.365**		33.331	25.702	39.026	29.306	216.8
7	**2'04.604**		30.118	25.573	39.053	29.860	222.2
8	**2'13.312**		34.869	25.879	41.656	30.908	216.4
9	**2'03.547**		30.097	25.632	38.414	29.404	220.4
10	**2'08.388**		29.827	26.378	42.396	29.787	218.1
11	**2'02.992**		29.770	25.368	38.626	29.228	221.7
12	**2'04.255**		29.834	25.773	39.322	29.326	222.2
13	**2'03.069**		29.734	25.378	38.527	29.430	222.2
14	**2'10.642**		32.929	25.912	41.931	29.870	220.8
15	**2'02.744**		29.616	25.406	38.549	29.173	222.2

6th 23 Alex MILLAN — Red Bull MotoGP Roo SPA
Runs=1 Total laps=15 Full laps=14

Lap	Lap Time		T1	T2	T3	T4	Speed
1	2'27.331		36.005	28.066	42.074	30.988	155.3
2	**2'07.243**		30.746	26.214	40.094	30.189	216.4

Fastest Lap: Daniel HOLGADO — Red Bull MotoGP Roo SPA — **2'02.000** — 29.239 — 25.164 — 38.488 — 29.109

DORNA DATA PROCESSING -TIMING SERVICE DORNA DATA PROCESSING TIMING SERVICE DORNA DATA PROCESSING TIMING SERVICE DORNA DATA PROCESSING TIMING SERVICE DORNA DATA PROCESSING TIMING SERVICE DORNA DATA PROCESSING TIMING SERVICE DORNA DATA PROCESSING TIMING SERVICE DORNA DATA PROCCEESSS

Mugello, Friday, May 28, 2021

Free Practice Nr. 1

RookiesCup

Lap	Lap Time	T1	T2	T3	T4	Speed
3	**2'06.030**	30.110	25.789	39.855	30.276	219.9
4	**2'06.824**	30.494	26.174	40.203	29.953	214.7
5	**2'05.921**	29.956	25.936	40.111	29.918	221.3
6	**2'05.425**	30.197	26.091	39.391	29.746	219.9
7	**2'07.940**	32.193	26.533	39.564	29.650	219.0
8	**2'10.648**	29.727	27.037	43.457	30.427	220.4
9	**2'03.503**	29.897	25.475	38.480	29.651	218.6
10	**2'03.896**	29.572	25.810	38.675	29.839	218.6
11	**2'03.491**	29.749	25.489	38.567	29.686	216.8
12	**2'10.247**	31.328	27.084	42.236	29.599	218.6
13	**2'02.804**	29.607	25.288	38.636	29.273	219.0
14	**2'08.907**	30.245	26.123	42.484	30.055	221.7
15	**2'02.963**	29.832	25.312	38.556	29.263	217.3

7th 19 Scott OGDEN — Red Bull MotoGP Roo GBR

Runs=1 Total laps=15 Full laps=13

Lap	Lap Time	T1	T2	T3	T4	Speed
1	2'27.826	35.190	28.358	42.561	31.233	155.1
2	**2'08.230**	31.067	26.519	40.469	30.175	225.9
3	**2'06.858**	30.643	26.144	39.844	30.227	220.8
4	**2'06.004**	30.485	26.017	39.608	29.894	217.7
5	**2'05.238**	30.161	25.908	39.390	29.779	219.9
6	**2'06.518**	30.564	26.860	39.295	29.799	220.8
7	2'05.055 *	30.269	25.659	39.229	29.898*	220.4
8	**2'11.424**	33.408	25.869	40.373	31.774	217.3
9	**2'04.243**	30.049	26.025	38.731	29.438	220.4
10	**2'04.914**	29.826	26.157	39.127	29.804	225.0
11	**2'04.067**	29.978	25.501	39.321	29.267	217.7
12	**2'06.965**	30.380	27.062	39.799	29.724	224.5
13	**2'03.274**	29.691	25.366	38.783	29.434	222.6
14	**2'07.616**	29.738	25.461	41.579	30.838	223.6
15	**2'02.920**	29.771	25.175	38.458	29.516	221.3

8th 34 Mario AJI — Red Bull MotoGP Roo INA

Runs=1 Total laps=15 Full laps=14

Lap	Lap Time	T1	T2	T3	T4	Speed
1	2'37.099	35.315	28.019	46.010	31.261	148.9
2	**2'09.096**	30.601	27.073	41.367	30.055	222.2
3	**2'06.327**	30.259	26.402	39.677	29.989	222.6
4	**2'05.980**	30.081	25.927	39.597	30.375	223.6
5	**2'06.282**	30.292	25.761	39.972	30.257	219.9
6	**2'04.630**	30.314	25.525	38.926	29.865	218.6
7	**2'06.504**	30.094	25.659	40.610	30.141	223.1
8	**2'03.914**	29.917	25.324	39.167	29.506	220.4
9	**2'04.072**	29.603	25.990	38.959	29.520	223.1
10	**2'04.970**	29.609	25.581	40.173	29.607	227.3
11	**2'03.025**	29.493	25.306	38.563	29.663	223.6
12	**2'06.383**	30.092	26.234	40.045	30.012	218.1
13	**2'03.121**	29.514	25.502	38.610	29.495	225.0
14	**2'08.484**	29.681	25.510	42.764	30.529	227.8
15	**2'02.990**	29.769	25.199	38.586	29.436	222.2

9th 64 David MUÑOZ — Red Bull MotoGP Roo SPA

Runs=1 Total laps=15 Full laps=13

Lap	Lap Time	T1	T2	T3	T4	Speed
1	2'37.402	36.381	29.754	41.720	30.644	157.2
2	2'08.656 *	30.553	27.160	40.618*	30.325	227.8
3	**2'06.262**	30.234	26.296	39.855	29.877	220.8
4	**2'06.080**	30.196	26.079	39.610	30.195	220.8
5	**2'05.758**	30.158	25.912	39.673	30.015	217.7
6	**2'05.167**	30.126	25.939	39.099	30.003	216.4
7	**2'04.947**	30.031	25.729	39.283	29.904	221.3
8	**2'05.190**	30.027	25.757	39.656	29.750	215.5
9	**2'04.206**	29.875	25.857	38.802	29.672	225.0
10	**2'03.866**	29.979	25.486	38.861	29.540	220.8
11	**2'02.993**	29.702	25.389	38.630	29.272	221.3
12	**2'10.927**	29.949	28.535	41.098	31.345	227.8
13	**2'03.834**	30.261	25.360	38.577	29.636	219.0
14	**2'03.350**	29.869	25.403	38.538	29.540	221.7
15	**2'03.493**	29.677	25.338	38.878	29.600	225.0

10th 80 David ALONSO — Red Bull MotoGP Roo COL

Runs=1 Total laps=15 Full laps=13

Lap	Lap Time	T1	T2	T3	T4	Speed
1	2'39.504	38.002	30.125	43.060	31.200	147.1
2	**2'08.411**	30.639	26.693	40.594	30.485	223.1
3	2'06.678 *	30.210	26.473	39.672	30.323*	225.0
4	**2'05.931**	30.226	26.054	39.586	30.065	222.2
5	**2'05.397**	30.080	25.913	39.533	29.871	221.7
6	**2'04.595**	29.997	25.756	39.143	29.699	223.6
7	**2'04.800**	29.796	25.732	39.514	29.758	222.2
8	**2'04.113**	29.923	25.578	38.973	29.639	222.6
9	**2'04.187**	29.735	25.835	38.919	29.698	225.4
10	**2'03.880**	29.665	25.512	38.973	29.730	223.1
11	**2'03.174**	29.605	25.392	38.904	29.273	224.5
12	**2'07.370**	29.933	26.886	40.557	29.994	229.2
13	**2'03.602**	29.717	25.651	38.877	29.357	225.9
14	**2'07.808**	29.904	25.599	42.346	29.959	228.8
15	**2'03.222**	29.629	25.391	38.779	29.423	226.8

11th 7 Daniel MUÑOZ — Red Bull MotoGP Roo SPA

Runs=3 Total laps=14 Full laps=7

Lap	Lap Time	T1	T2	T3	T4	Speed
1	2'56.335	34.907	27.279	46.263	34.109	146.3
2	2'06.875 *	30.711	26.153	39.978*	30.033	222.2
3	2'05.567 *	30.187	25.784	39.533*	30.063	220.4
4	**2'05.105**	29.955	25.763	39.328	30.059	219.5
5	**2'05.038**	29.932	25.761	39.528	29.817	219.5
6	**2'04.430**	29.862	25.591	39.134	29.843	219.9
7	**2'05.533**	29.825	25.602	40.110	29.996	220.8
8	**2'07.625**	29.810	25.666	42.265	29.884	222.6
9	2'03.244 P	29.950	25.477	39.947	27.870	221.7
10	2'10.093	33.535	26.138	39.851	30.569	151.6
11	**2'03.864**	29.774	25.413	38.901	29.776	218.1
12	58.895 P	29.639				220.4
13	2'06.937	32.015	25.753	39.014	30.155	159.5
14	**2'03.341**	29.384	25.355	38.747	29.855	225.4

12th 58 Luca LUNETTA — Red Bull MotoGP Roo ITA

Runs=1 Total laps=15 Full laps=14

Lap	Lap Time	T1	T2	T3	T4	Speed
1	2'26.642	35.254	28.038	41.476	30.995	155.6
2	**2'07.531**	30.834	26.585	39.720	30.392	215.1
3	**2'06.605**	30.316	26.015	39.990	30.284	216.4
4	**2'06.073**	30.396	25.984	39.556	30.137	219.5
5	**2'05.162**	30.247	25.721	39.355	29.839	218.1
6	**2'06.815**	31.933	25.769	39.530	29.583	219.0
7	**2'08.045**	30.129	25.817	40.635	31.464	219.9

Fastest Lap: Daniel HOLGADO Red Bull MotoGP Roo SPA **2'02.000** 29.239 25.164 38.488 29.109

DORNA DATA PROCESSING ,TIMING SERVICE DORNA DATA PROCESSING TIMING SERVICE DORNA DATA PROCESSING TIMING SERVICE DORNA DATA PROCESSING TIMING SERVICE DORNA DATA PROCESSING TIMING SERVICE DORNA DATA PROCESSING TIMING SERVICE DORNA DATA PROCESSING TIMING SERVICE DORNA DATA PROCCEESSS

Free Practice Nr. 1

RookiesCup

Lap	Lap Time	T1	T2	T3	T4	Speed
8	**2'05.107**	29.932	26.016	39.091	30.068	222.2
9	**2'05.836**	30.053	25.986	39.516	30.281	216.0
10	**2'04.831**	29.982	25.783	39.085	29.981	218.1
11	**2'04.843**	30.004	25.746	39.108	29.985	215.5
12	**2'11.138**	32.387	27.125	40.500	31.126	209.7
13	**2'03.369**	29.703	25.361	38.791	29.514	222.2
14	**2'06.157**	29.732	25.517	39.473	31.435	222.2
15	**2'04.108**	29.984	25.421	39.140	29.563	219.9

13th 77 Filippo FARIOLI — Red Bull MotoGP Roo ITA

Runs=1 Total laps=15 Full laps=13

Lap	Lap Time	T1	T2	T3	T4	Speed
1	2'27.639	35.512	28.800	41.407	30.587	154.5
2	**2'06.968**	30.746	26.407	39.914	29.901	220.8
3	**2'06.076**	30.362	25.826	40.099	29.789	218.6
4	**2'05.605**	30.233	26.203	39.430	29.739	218.6
5	**2'05.496**	30.288	26.021	39.355	29.832	213.8
6	**2'07.226**	32.519	26.266	39.062	29.379	215.1
7	**2'09.189**	30.386	25.982	42.861	29.960	220.4
8	2'04.628 *	30.160	25.532	39.412	29.524*	217.3
9	**2'04.000**	30.106	25.379	38.847	29.668	217.7
10	**2'09.748**	32.449	27.119	39.047	31.133	215.1
11	**2'03.533**	29.940	25.623	38.758	29.212	221.7
12	**2'05.642**	30.239	26.209	39.622	29.572	221.7
13	**2'03.730**	29.812	25.288	39.042	29.588	219.0
14	**2'13.455**	30.723	25.431	39.010	38.291	216.8
15	**2'03.873**	30.048	25.328	38.798	29.699	216.4

14th 21 Demis MIHAILA — Red Bull MotoGP Roo ITA

Runs=2 Total laps=10 Full laps=7

Lap	Lap Time	T1	T2	T3	T4	Speed
1	2'37.567	38.792	29.915	42.154	31.100	141.1
2	12'08.234 P	31.181	27.354			228.8
3	2'31.479	43.449	31.455	44.451	32.124	127.6
4	**2'09.541**	31.484	26.951	40.250	30.856	223.1
5	**2'07.863**	30.929	26.267	40.070	30.597	218.1
6	**2'05.982**	30.471	25.939	39.384	30.188	217.7
7	**2'05.202**	30.422	25.673	39.277	29.830	217.7
8	**2'04.564**	30.030	25.527	38.793	30.214	220.8
9	**2'04.807**	30.197	25.735	38.876	29.999	219.0
10	**2'04.015**	29.734	25.469	38.896	29.916	219.9

15th 24 Ivan ORTOLÁ — Red Bull MotoGP Roo SPA

Runs=1 Total laps=15 Full laps=14

Lap	Lap Time	T1	T2	T3	T4	Speed
1	2'39.836	36.314	29.777	43.018	31.380	149.3
2	**2'08.590**	30.785	26.866	40.837	30.102	220.8
3	**2'07.432**	30.571	26.249	40.153	30.459	219.9
4	**2'06.534**	30.396	26.231	39.829	30.078	221.3
5	**2'06.947**	30.474	26.048	40.037	30.388	218.6
6	**2'06.010**	30.281	26.068	39.747	29.914	218.1
7	**2'04.145**	29.855	25.530	38.931	29.829	219.9
8	**2'04.758**	29.929	25.626	39.152	30.051	219.5
9	**2'05.716**	30.149	25.996	39.494	30.077	217.7
10	**2'05.017**	29.915	26.015	39.158	29.929	217.3
11	**2'05.795**	30.471	26.200	39.396	29.728	219.5
12	**2'05.028**	30.043	25.802	39.202	29.981	219.9
13	**2'06.954**	30.246	26.119	39.686	30.903	216.8
14	**2'05.065**	30.103	25.790	39.111	30.061	217.7
15	**2'04.127**	30.123	25.428	38.859	29.717	218.6

16th 55 Noah DETTWILER — Red Bull MotoGP Roo SWI

Runs=4 Total laps=14 Full laps=8

Lap	Lap Time	T1	T2	T3	T4	Speed
1	1'21.086 P	35.737				159.2
2	2'14.544	33.540	27.971	42.130	30.903	156.5
3	**2'09.346**	30.973	26.834	40.836	30.703	218.1
4	**2'08.075**	30.738	26.380	40.378	30.579	216.0
5	2'06.653 P	30.229	27.018	40.666	28.740	215.5
6	2'09.049	32.257	26.289	39.910	30.593	157.2
7	**2'06.344**	30.747	25.906	39.793	29.898	217.3
8	**2'04.994**	30.048	25.944	39.282	29.720	223.1
9	59.089 P	29.820				219.9
10	2'12.562	36.644	26.242	39.482	30.194	115.0
11	**2'06.628**	30.268	26.821	39.767	29.772	217.3
12	**2'04.781**	30.149	25.777	39.251	29.604	221.7
13	**2'04.738**	29.679	25.592	39.246	30.221	225.0
14	**2'04.470**	29.994	25.594	39.065	29.817	217.7

17th 5 Tatchakorn BUASRI — Red Bull MotoGP Roo THA

Runs=2 Total laps=13 Full laps=10

Lap	Lap Time	T1	T2	T3	T4	Speed
1	2'40.484	36.540	29.383	43.324	30.980	155.6
2	**2'10.320**	31.450	26.970	41.012	30.888	222.6
3	**2'07.742**	30.778	26.333	40.262	30.369	220.4
4	**2'06.241**	30.467	26.182	39.568	30.024	219.5
5	**2'07.046**	30.656	26.310	40.011	30.069	220.8
6	2'06.667 P	30.147	26.089	39.861	30.570	219.9
7	2'18.968	34.525	28.445	45.749	30.249	152.9
8	**2'06.702**	30.544	26.013	39.712	30.433	224.0
9	**2'05.856**	29.948	25.923	40.142	29.843	225.0
10	**2'11.001**	30.023	25.883	41.474	33.621	222.2
11	**2'06.402**	30.100	26.719	39.386	30.197	221.3
12	**2'05.690**	30.147	26.040	39.463	30.040	221.7
13	**2'04.789**	29.983	25.840	39.174	29.792	222.2

18th 8 Eddie O'SHEA — Red Bull MotoGP Roo GBR

Runs=2 Total laps=15 Full laps=12

Lap	Lap Time	T1	T2	T3	T4	Speed
1	2'34.052	36.104	29.821	44.508	33.143	154.9
2	**2'14.357**	32.907	28.169	42.189	31.092	216.0
3	**2'10.329**	31.509	26.908	41.082	30.830	223.6
4	**2'07.816**	30.921	26.319	40.336	30.240	222.2
5	**2'06.437**	30.512	26.217	39.837	29.871	223.6
6	**2'06.386**	30.781	26.109	39.635	29.861	221.3
7	**2'07.741**	30.500	26.042	40.346	30.853	222.6
8	**2'06.483**	30.379	26.093	39.715	30.296	220.8
9	**2'07.916**	30.694	26.465	40.488	30.269	220.8
10	**2'07.253**	30.951	26.479	39.875	29.948	216.4
11	1'00.829 P	30.583				221.3
12	2'12.735	35.508	26.611	40.173	30.443	130.5
13	**2'05.549**	30.340	26.129	39.137	29.943	221.3
14	**2'06.249**	30.239	25.951	39.654	30.405	221.3
15	**2'07.089**	30.513	26.147	40.024	30.405	216.0

19th 13 Sho NISHIMURA — Red Bull MotoGP Roo JPN

Runs=1 Total laps=7 Full laps=5

Lap	Lap Time	T1	T2	T3	T4	Speed
1	2'40.149	37.741	30.206	43.542	31.464	145.3

Fastest Lap: Daniel HOLGADO Red Bull MotoGP Roo SPA **2'02.000** 29.239 25.164 38.488 29.109

DORNA DATA PROCESSING -TIMING SERVICE DORNA DATA PROCESSING TIMING SERVICE DORNA DATA PROCESSING TIMING SERVICE DORNA DATA PROCESSING TIMING SERVICE DORNA DATA PROCESSING TIMING SERVICE DORNA DATA PROCESSING TIMING SERVICE DORNA DATA PROCESSING TIMING SERVICE DORNA DATA PROCCEESSS

Free Practice Nr. 1

RookiesCup

Lap	Lap Time	T1	T2	T3	T4	Speed
2	**2'09.888**	31.099	26.958	41.132	30.699	223.6
3	**2'07.465**	30.702	26.325	40.172	30.266	221.7
4	**2'06.858**	30.240	26.558	40.107	29.953	222.2
5	**2'07.166**	30.779	26.129	39.849	30.409	226.8
6	**2'05.784**	30.109	25.931	39.701	30.043	217.3
	unfinished	30.059	25.659	39.325		219.5

20th 78 Jakob ROSENTHAL Red Bull MotoGP Roo AUT

Runs=2 Total laps=14 Full laps=11

1	2'39.973		38.811	30.434	43.205	31.786	136.7
2	**2'11.228**		31.213	27.486	41.586	30.943	226.8
3	**2'07.776**		30.797	26.416	40.214	30.349	224.5
4	**2'07.280**		30.520	26.100	40.246	30.414	226.8
5	**2'06.686**		30.509	26.253	39.846	30.078	222.2
6	**2'06.116**		30.324	25.997	39.690	30.105	227.3
7	**2'07.858**		30.650	26.039	40.367	30.802	223.6
8	**2'06.967**		30.497	26.065	40.026	30.379	219.5
9	**2'07.779**		30.571	26.607	40.481	30.120	222.2
10	**2'07.366**		30.666	26.483	40.339	29.878	216.8
11	2'07.606	P	30.554	26.721	40.403	29.928	221.3
12	2'14.785		37.321	26.447	40.638	30.379	128.1
13	**2'07.100**		30.663	26.209	39.944	30.284	218.6
14	**2'07.097**		30.705	26.082	39.910	30.400	217.3

21st 72 Taiyo FURUSATO Red Bull MotoGP Roo JPN

Runs=1 Total laps=14 Full laps=6

1	2'35.865		36.197	29.027	43.584	32.176	153.8
2	2'11.237	*	31.259	27.400	41.693*	30.885	220.8
3	2'08.673	*	30.956	26.888	40.354*	30.475	221.7
4	**2'08.346**		30.720	26.593	40.753	30.280	221.7
5	**2'07.764**		30.862	26.578	40.046	30.278	221.3
6	2'06.798	*	30.518	26.265	39.704*	30.311*	220.4
7	2'07.531	*	30.493	26.467	40.050*	30.521	220.8
8	2'07.350	*	30.481	26.210	40.284*	30.375*	220.4
9	**2'08.214**		30.642	26.787	40.737	30.048	219.9
10	**2'06.820**		30.297	26.300	40.024	30.199	219.5
11	2'06.853	*	30.582	26.264	39.819*	30.188	220.4
12	2'06.326	*	30.394	26.040	39.822*	30.070	219.9
13	**2'06.203**		30.094	25.914	40.060	30.135	220.4
14	**2'06.160**		30.341	26.040	39.459	30.320	219.0

22nd 9 Freddie HEINRICH Red Bull MotoGP Roo GER

Runs=3 Total laps=13 Full laps=8

1	2'36.103		36.483	29.195	43.587	32.092	147.3
2	**2'11.777**		31.211	28.284	41.519	30.763	222.2
3	**2'08.603**		30.840	27.055	40.460	30.248	219.5
4	**2'08.351**		30.917	26.730	40.390	30.314	222.6
5	**2'07.898**		31.069	26.283	40.156	30.390	221.7
6	**2'06.641**		30.642	26.060	39.691	30.248	222.6
7	**2'08.148**		30.671	26.130	40.214	31.133	220.8
8	**2'06.575**		30.391	25.969	39.853	30.362	221.3
9	2'07.313	P	30.463	26.595	40.878	29.377	221.3
10	2'15.638		36.162	27.606	40.704	31.166	144.3
11	**2'09.508**		30.967	26.574	40.731	31.236	213.4
12	1'03.741	P	31.126				214.2
13	2'12.451		34.468	26.739	40.408	30.836	147.9

23rd 42 Soma GÖRBE Red Bull MotoGP Roo HUN

Runs=3 Total laps=14 Full laps=8

1	2'36.702		37.843	29.050	41.911	31.133	149.5
2	**2'10.910**		31.200	27.675	41.219	30.816	225.4
3	**2'08.387**		30.943	26.485	40.625	30.334	220.4
4	**2'08.155**		30.614	26.518	40.446	30.577	228.8
5	1'04.007	P	31.689				219.0
6	2'13.054		35.178	26.616	40.681	30.579	145.3
7	2'08.476	*	30.792	26.425	40.288	30.971*	217.3
8	**2'07.967**		30.839	26.274	40.328	30.526	215.1
9	**2'07.160**		30.700	26.162	39.758	30.540	218.1
10	2'10.130	P	31.179	27.217	41.502	30.232	216.0
11	2'19.143		38.038	28.298	41.884	30.923	121.8
12	**2'07.427**		30.862	26.249	39.462	30.854	214.7
13	**2'06.952**		30.463	26.165	39.824	30.500	219.0
14	**2'06.629**		30.415	26.091	39.662	30.461	216.4

24th 39 Bartholomé PERRI Red Bull MotoGP Roo FRA

Runs=2 Total laps=13 Full laps=9

1	2'56.684		35.520	28.259	42.168	30.971	154.0
2	**2'09.862**		31.007	26.832	40.879	31.144	214.7
3	**2'09.633**		31.209	26.919	40.642	30.863	211.7
4	**2'09.149**		30.785	26.873	40.658	30.833	210.1
5	**2'08.861**		30.949	26.491	40.695	30.726	210.9
6	**2'13.051**		30.913	26.303	43.209	32.626	210.9
7	2'08.718	*	31.154	26.425	40.363	30.776*	210.5
8	**2'08.009**		30.835	26.282	40.207	30.685	209.3
9	1'05.644	P	32.531				210.1
10	2'16.580		37.435	26.790	41.795	30.560	137.0
11	**2'07.550**		30.696	26.253	40.098	30.503	210.9
12	**2'10.447**		30.667	26.088	42.985	30.707	211.7
13	**2'06.881**		30.432	26.115	39.815	30.519	211.3

25th 14 Cormac BUCHANA Red Bull MotoGP Roo NZE

Runs=1 Total laps=14 Full laps=11

1	2'36.491		37.091	30.560	44.493	32.727	154.2
2	**2'15.276**		32.829	28.130	42.398	31.919	219.9
3	**2'11.968**		31.266	27.472	41.502	31.728	219.9
4	**2'11.734**		31.766	27.428	41.221	31.319	214.2
5	**2'11.125**		31.157	27.427	41.159	31.382	216.0
6	**2'10.279**		31.129	27.005	40.910	31.235	212.5
7	2'10.770	*	31.322	26.858	40.556*	32.034*	212.5
8	**2'09.369**		31.010	27.036	40.300	31.023	213.0
9	**2'08.937**		31.031	26.647	40.421	30.838	211.7
10	**2'08.864**		30.872	26.679	40.367	30.946	209.7
11	**2'09.212**		31.144	26.636	40.289	31.143	209.7
12	**2'08.674**		31.115	26.471	40.204	30.884	211.3
13	**2'08.477**		30.978	26.355	40.025	31.119	211.7
	PIT		30.823	26.721	40.648	30.318	210.1

Fastest Lap: Daniel HOLGADO Red Bull MotoGP Roo SPA **2'02.000** 29.239 25.164 38.488 29.109

DORNA DATA PROCESSING ,TIMING SERVICE DORNA DATA PROCESSING TIMING SERVICE DORNA DATA PROCESSING TIMING SERVICE DORNA DATA PROCESSING TIMING SERVICE DORNA DATA PROCESSING TIMING SERVICE DORNA DATA PROCESSING TIMING SERVICE DORNA DATA PROCESSING TIMING SERVICE DORNA DATA PROCCEESSS