

5245 m.

# Rookies Cup

## GRAN PREMIO D'ITALIA OAKLEY

### Race Nr. 1

### Classification after 15 laps = 78.675 km

Pos	Rider	Nation	Team	Motorcycle	Total Time	Km/h	Gap
1	25 72 Taiyo FURUSATO	JPN	Red Bull MotoGP Rookies Cup	KTM	<b>31'04.238</b>	151.9	
2	20 64 David MUÑOZ	SPA	Red Bull MotoGP Rookies Cup	KTM	<b>31'04.430</b>	151.9	0.192
3	16 92 Diogo MOREIRA	BRA	Red Bull MotoGP Rookies Cup	KTM	<b>31'04.247</b>	151.9	0.009
4	13 80 David ALONSO	COL	Red Bull MotoGP Rookies Cup	KTM	<b>31'04.432</b>	151.9	0.194
5	11 28 Matteo BERTELLE	ITA	Red Bull MotoGP Rookies Cup	KTM	<b>31'04.494</b>	151.9	0.256
6	10 96 Daniel HOLGADO	SPA	Red Bull MotoGP Rookies Cup	KTM	<b>31'04.491</b>	151.9	0.253
7	9 7 Daniel MUÑOZ	SPA	Red Bull MotoGP Rookies Cup	KTM	<b>31'04.608</b>	151.8	0.370
8	8 34 Mario AJI	INA	Red Bull MotoGP Rookies Cup	KTM	<b>31'04.570</b>	151.9	0.332
9	7 5 Tatchakorn BUASRI	THA	Red Bull MotoGP Rookies Cup	KTM	<b>31'05.388</b>	151.8	1.150
10	6 24 Ivan ORTOLÁ	SPA	Red Bull MotoGP Rookies Cup	KTM	<b>31'05.424</b>	151.8	1.186
11	5 95 Collin VEIJER	NED	Red Bull MotoGP Rookies Cup	KTM	<b>31'05.472</b>	151.8	1.234
12	4 89 Marcos URIARTE	SPA	Red Bull MotoGP Rookies Cup	KTM	<b>31'05.624</b>	151.8	1.386
13	3 19 Scott OGDEN	GBR	Red Bull MotoGP Rookies Cup	KTM	<b>31'05.662</b>	151.8	1.424
14	2 55 Noah DETTWILER	SWI	Red Bull MotoGP Rookies Cup	KTM	<b>31'05.843</b>	151.7	1.605
15	1 21 Demis MIHAILA	ITA	Red Bull MotoGP Rookies Cup	KTM	<b>31'05.940</b>	151.7	1.702
16	58 Luca LUNETTA	ITA	Red Bull MotoGP Rookies Cup	KTM	<b>31'07.012</b>	151.7	2.774
17	42 Soma GÖRBE	HUN	Red Bull MotoGP Rookies Cup	KTM	<b>31'26.697</b>	150.1	22.459
18	13 Sho NISHIMURA	JPN	Red Bull MotoGP Rookies Cup	KTM	<b>31'26.719</b>	150.1	22.481
19	78 Jakob ROSENTHALER	AUT	Red Bull MotoGP Rookies Cup	KTM	<b>31'33.979</b>	149.5	29.741
20	77 Filippo FARIOLI	ITA	Red Bull MotoGP Rookies Cup	KTM	<b>31'34.074</b>	149.5	29.836
21	39 Bartholomé PERRIN	FRA	Red Bull MotoGP Rookies Cup	KTM	<b>31'43.678</b>	148.7	39.440
22	8 Eddie O'SHEA	GBR	Red Bull MotoGP Rookies Cup	KTM	<b>32'42.307</b>	144.3	1'38.069
23	14 Cormac BUCHANAN	NZE	Red Bull MotoGP Rookies Cup	KTM	<b>33'03.426</b>	142.7	1'59.188

**Not finished first lap**

23	Alex MILLAN	SPA	Red Bull MotoGP Rookies Cup	KTM
9	Freddie HEINRICH	GER	Red Bull MotoGP Rookies Cup	KTM

Race condition: **Dry**

Air: **22°**

Humidity: **64%**

Ground: **28°**

Pole Position:

Fastest Lap:

Best Race Lap:

All Time Lap Record:

<b>Marcos URIARTE</b>	<b>2'00.858</b>	156.2 Km/h
<b>Diogo MOREIRA</b>	<b>2'01.543</b>	155.3 Km/h
<b>Adrian HUERTAS</b>	<b>2'00.957</b>	156.1 Km/h
<b>Marcos URIARTE</b>	<b>2'00.858</b>	156.2 Km/h

16:45'31

16:58'18

17:01'33

17:02'11 Alex MILLAN

17:02'11 Freddie HEINRICH

17:04'13

17:16'52 Filippo FARIOLI

17:16'56 Filippo FARIOLI

17:36'15 **Daniel HOLGADO**

17:36'15 **Diogo MOREIRA**

17:36'15 **Mario AJI**

**SIGHTING LAP START**

**WARM UP LAP START**

**RACE START**

crashed out - Medical Centre

crashed out - Medical Centre

**No jump start**

crashed out - Rider OK

re-joined race

**1 position penalty due to exceeding track limit on the last lap**

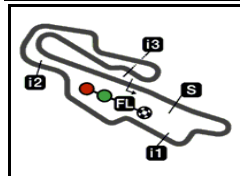
**1 position penalty due to exceeding track limit on the last lap**

**1 position penalty due to exceeding track limit on the last lap**

The results are provisional until the end of the limit for protest and appeals.

Time limit for protest expires 30' after publication of the results - ..... Time: .....

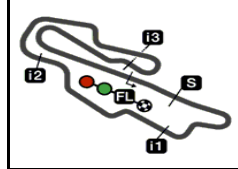
DORNA DATA PROCESSING TIMING SERVICE DORNA DATA PROCESSING TIMING SERVICE DORNA DATA PROCESSING TIMING SERVICE DORNA DATA PROCESSING TIMING SERVICE DORNA DATA PROCESSING TIMING SERVICE DORNA DATA PROCESSING TIMING SERVICE DORNA DATA PROCESSING TIMING SERVICE DORNA DATA PROCESSING TIMING SERVICE DORNA DATA PROCESSING TIMING SERVICE DORNA DATA PROCESSING TIMING SERVICE DORNA DATA PROCESSING TIMING SERVICE DORNA DATA PROCESSING TIMING SERVICE DORNA DATA PROCESSING



5245 m.

**GRAN PREMIO D'ITALIA OAKLEY****Race Nr. 1****Top Speed & Average**

<i>Rider</i>	<i>Nation</i>	<i>Motorcycle</i>	<i>Top 5 speeds</i>					<i>Average</i>	<i>Top</i>
89 <b>Marcos URIARTE</b>	<b>SPA</b>	KTM	230.2	228.3	227.8	226.4	226.4	227.8	<b>230.2</b>
58 <b>Luca LUNETTA</b>	<b>ITA</b>	KTM	229.7	228.8	228.3	227.8	226.8	228.3	<b>229.7</b>
7 <b>Daniel MUÑOZ</b>	<b>SPA</b>	KTM	229.2	225.0	224.5	224.5	223.1	225.3	<b>229.2</b>
55 <b>Noah DETTWILER</b>	<b>SWI</b>	KTM	229.2	228.3	227.8	226.8	226.4	227.7	<b>229.2</b>
5 <b>Tatchakorn BUASRI</b>	<b>THA</b>	KTM	228.3	227.8	226.8	226.8	226.4	227.1	<b>228.3</b>
19 <b>Scott OGDEN</b>	<b>GBR</b>	KTM	228.3	228.3	227.8	227.8	227.3	227.8	<b>228.3</b>
80 <b>David ALONSO</b>	<b>COL</b>	KTM	228.3	226.8	225.4	225.0	221.3	224.7	<b>228.3</b>
96 <b>Daniel HOLGADO</b>	<b>SPA</b>	KTM	227.8	222.6	221.7	220.8	218.6	222.3	<b>227.8</b>
21 <b>Demis MIHAILA</b>	<b>ITA</b>	KTM	227.3	226.4	225.0	224.5	224.0	225.2	<b>227.3</b>
24 <b>Ivan ORTOLÁ</b>	<b>SPA</b>	KTM	227.3	223.6	221.3	221.3	221.3	223.0	<b>227.3</b>
34 <b>Mario AJI</b>	<b>INA</b>	KTM	227.3	226.4	225.9	224.0	224.0	225.3	<b>227.3</b>
95 <b>Collin VEIJER</b>	<b>NED</b>	KTM	227.3	222.6	222.2	220.4	219.5	222.4	<b>227.3</b>
72 <b>Taiyo FURUSATO</b>	<b>JPN</b>	KTM	226.8	225.4	224.5	223.1	219.9	223.9	<b>226.8</b>
92 <b>Diogo MOREIRA</b>	<b>BRA</b>	KTM	226.8	226.8	226.4	225.9	224.0	226.0	<b>226.8</b>
28 <b>Matteo BERTELLE</b>	<b>ITA</b>	KTM	226.4	226.4	226.4	225.4	225.0	225.8	<b>226.4</b>
77 <b>Filippo FARIOLI</b>	<b>ITA</b>	KTM	225.9	217.7	217.3	216.8	216.0	218.3	<b>225.9</b>
64 <b>David MUÑOZ</b>	<b>SPA</b>	KTM	223.6	222.2	222.2	219.9	219.5	221.5	<b>223.6</b>
13 <b>Sho NISHIMURA</b>	<b>JPN</b>	KTM	220.8	216.0	216.0	215.1	215.1	216.6	<b>220.8</b>
42 <b>Soma GÖRBE</b>	<b>HUN</b>	KTM	220.8	218.6	216.8	216.8	216.8	218.0	<b>220.8</b>
78 <b>Jakob ROSENTHALER</b>	<b>AUT</b>	KTM	217.7	215.5	215.1	213.4	213.4	215.0	<b>217.7</b>
39 <b>Bartholomé PERRIN</b>	<b>FRA</b>	KTM	216.4	213.4	210.9	210.5	210.5	212.3	<b>216.4</b>
8 <b>Eddie O'SHEA</b>	<b>GBR</b>	KTM	210.9	210.1	209.7	209.3	208.8	209.4	<b>210.9</b>
14 <b>Cormac BUCHANAN</b>	<b>NZE</b>	KTM	210.9	208.4	208.0	206.8	206.5	207.9	<b>210.9</b>
9 <b>Freddie HEINRICH</b>	<b>GER</b>	KTM							<b>179.1</b>
23 <b>Alex MILLAN</b>	<b>SPA</b>	KTM							<b>170.8</b>



5245 m.

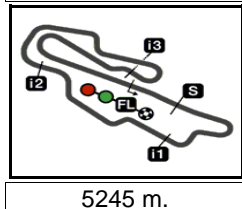
# GRAN PREMIO D'ITALIA OAKLEY

## Race Nr. 1

### Fastest Laps Sequence

# RookiesCup

Lap	Race Time	 Rider	Nation	Motorcycle	Time	Km/h	Riders's Lap
2	4'14.981	95 Collin VEIJER	NED	KTM	2'03.524	152.8	2
2	4'15.093	92 Diogo MOREIRA	BRA	KTM	2'03.214	153.2	2
2	4'15.270	7 Daniel MUÑOZ	SPA	KTM	2'02.974	153.5	2
2	4'15.760	80 David ALONSO	COL	KTM	2'02.839	153.7	2
2	4'16.508	5 Tatchakorn BUASRI	THA	KTM	2'02.828	153.7	2
3	6'18.947	72 Taiyo FURUSATO	JPN	KTM	2'02.693	153.8	3
3	6'21.133	21 Demis MIHAILA	ITA	KTM	2'02.283	154.4	3
12	24'56.911	92 Diogo MOREIRA	BRA	KTM	2'02.194	154.5	12
14	29'02.577	34 Mario AJI	INA	KTM	2'02.066	154.6	14
15	31'04.247	92 Diogo MOREIRA	BRA	KTM	2'01.543	155.3	15



5245 m.

## GRAN PREMIO D'ITALIA OAKLEY

### Race Nr. 1

### Chronological Analysis of Performances

\* Lap / Sector time cancelled T1 Time from finish line to 1st intermed. T3 Time from 2nd intermed. to 3rd intermed.  
P Crossing the finish line in pit lane T2 Time from 1st intermed. to 2nd intermed. T4 Time from 3rd intermediate to finish line

Lap	Lap Time	T1	T2	T3	T4	Speed	Lap	Lap Time	T1	T2	T3	T4	Speed
<b>1st 72</b> Taiyo FURUSATO Red Bull MotoGP Roo JPN							Runs=1 Total laps=15 Full laps=13						
1	2'13.291	39.430	25.650	38.788	29.423	177.6	9	2'05.651	30.269	25.841	39.415	30.126	226.8
2	2'02.963 *	29.818	25.124	38.500	29.521 *	224.5	10	2'04.787	30.479	25.942	38.969	29.397	219.9
3	2'02.693	29.782	25.063	38.571	29.277	223.1	11	2'02.882	30.343	25.358	38.302	28.879	223.1
4	2'03.191	29.379	25.256	38.820	29.736	226.8	12	2'02.194	29.684	25.029	38.236	29.245	225.9
5	2'03.725	29.881	25.622	38.644	29.578	216.0	13	2'03.220	30.119	25.299	38.474	29.328	219.5
6	2'03.722	29.967	25.231	38.767	29.757	212.5	14	2'02.573 *	29.561	25.135	38.306	29.571 *	226.8
7	2'06.009	30.362	25.871	39.960	29.816	211.3	15	2'01.543	29.203	24.833	38.145	29.362	224.0
8	2'04.844	30.380	25.770	39.352	29.342	215.1	<b>4th 80</b> David ALONSO Red Bull MotoGP Roo COL						
9	2'06.144	30.841	25.505	39.645	30.153	214.7	Runs=1 Total laps=15 Full laps=13						
10	2'04.729	30.279	25.450	39.033	29.967	217.7	1	2'12.921	38.768	25.470	38.975	29.708	178.8
11	2'03.019	30.421	25.126	38.189	29.283	215.1	2	2'02.839	29.799	25.184	38.500	29.356	220.4
12	2'02.480	29.448	25.032	38.473	29.527	225.4	3	2'03.019	29.819	25.179	38.759	29.262	218.6
13	2'02.668	29.598	25.150	38.391	29.529	219.9	4	2'03.695	30.016	25.304	38.820	29.555	219.5
14	2'02.436	29.664	25.071	38.200	29.501	212.5	5	2'03.905	29.871	25.516	38.980	29.538	221.3
15	2'02.324	29.718	24.974	38.138	29.494	213.0	6	2'03.877	29.680	25.358	39.050	29.789	221.3
<b>2nd 64</b> David MUÑOZ Red Bull MotoGP Roo SPA							Runs=1 Total laps=15 Full laps=14						
1	2'11.994	38.125	25.603	38.747	29.519	173.9	7	2'05.251	29.777	25.894	39.578	30.002	216.8
2	2'03.222	29.842	25.197	38.733	29.450	222.2	8	2'04.810 *	30.027	25.780 *	39.225	29.778	215.1
3	2'03.341	29.718	25.141	38.903	29.579	219.5	9	2'06.100	30.439	25.434	40.086	30.141	216.0
4	2'03.882	30.454	25.268	38.426	29.734	213.4	10	2'04.821	29.869	25.481	39.234	30.237	217.7
5	2'03.876	30.046	25.418	38.569	29.843	219.9	11	2'04.430	30.869	25.411	38.643	29.507	212.1
6	2'03.866	29.990	25.242	39.249	29.385	212.1	12	2'02.409	29.494	25.228	38.377	29.310	225.4
7	2'05.318	29.706	25.834	39.653	30.125	217.3	13	2'02.563	29.822	25.279	38.301	29.161	225.0
8	2'04.902	30.646	25.558	38.918	29.780	214.7	14	2'02.175	29.539	25.041	38.315	29.280	228.3
9	2'05.919	30.402	25.420	39.887	30.210	218.1	15	2'01.617	29.719	24.816	38.026	29.056	226.8
10	2'04.959	30.339	25.558	38.979	30.083	216.8	<b>5th 28</b> Matteo BERTELLE Red Bull MotoGP Roo ITA						
11	2'02.796	29.586	25.065	38.431	29.714	214.2	Runs=1 Total laps=15 Full laps=13						
12	2'02.715	29.841	24.965	38.307	29.602	218.1	1	2'13.316	39.067	25.755	38.804	29.690	168.7
13	2'03.073	29.730	25.113	38.698	29.532	222.2	2	2'03.147	29.979	25.131	38.604	29.433	218.1
14	2'02.658	29.488	24.928	38.328	29.914	223.6	3	2'02.857	29.514	25.322	38.609	29.412	226.4
15	2'01.909	30.156	24.739	37.866	29.148	211.3	4	2'03.656	30.061	25.299	38.706	29.590	220.8
<b>3rd 92</b> Diogo MOREIRA Red Bull MotoGP Roo BRA							Runs=1 Total laps=15 Full laps=13						
1	2'11.879	38.560	25.226	38.612	29.481	168.7	5	2'04.261	30.140	25.548	38.850	29.723	225.0
2	2'03.214	29.855	25.214	38.623	29.522	218.1	6	2'04.438	30.368	25.595	39.028	29.447	221.7
3	2'03.394	29.756	25.165	38.766	29.707	215.1	7	2'04.822	29.810	25.531	39.673	29.808	224.0
4	2'03.749	29.699	25.292	38.750	30.008	214.2	8	2'04.838	30.843	25.473	38.929	29.593	222.2
5	2'05.030	30.639	25.944	38.903	29.544	214.7	9	2'05.659	30.393	25.763	39.333	30.170	225.4
6	2'04.541	29.937	25.840	39.291	29.473	223.6	10	2'04.614	30.279	25.449	39.296	29.590	221.3
7	2'04.970	30.112	25.551	39.468	29.839	222.6	11	2'04.160	30.914	25.463	38.521	29.262	219.0
8	2'04.620	30.723	25.531	38.851	29.515	226.4	12	2'02.312	29.508	25.188	38.465	29.151	225.0
							13 2'02.584 * 29.770 25.317 38.179 * 29.318 226.4						
							14 2'02.277 29.625 24.940 38.214 29.498 224.5						
							15 2'01.553 29.245 24.861 38.038 29.409 226.4						

**Fastest Lap:** Diogo MOREIRA Red Bull MotoGP Roo BRA 2'01.543 29.203 24.833 38.145 29.362

DORNA DATA PROCESSING TIMING SERVICE DORNA DATA PROCESSING TIMING SERVICE DORNA DATA PROCESSING TIMING SERVICE DORNA DATA PROCESSING TIMING SERVICE DORNA DATA PROCESSING TIMING SERVICE DORNA DATA PROCESSING TIMING SERVICE DORNA DATA PROCESSING TIMING SERVICE DORNA DATA PROCESSING TIMING SERVICE DORNA DATA PROCESSING TIMING SERVICE DORNA DATA PROCESSING TIMING SERVICE DORNA DATA PROCESSING TIMING SERVICE DORNA DATA PROCESSESS



## Race Nr. 1

## RookiesCup

Lap	Lap Time	T1	T2	T3	T4	Speed	Lap	Lap Time	T1	T2	T3	T4	Speed	
<b>6th</b>	<b>96</b>	<b>Daniel HOLGADO</b> Red Bull MotoGP Roo SPA						1	2'13.680	39.288	25.916	39.115	29.361	181.5
		Runs=1 Total laps=15 Full laps=13						2	<b>2'02.828</b>	29.772	25.182	38.612	29.262	<b>228.3</b>
1	2'11.847	37.054	25.782	39.285	29.726	167.7	3	<b>2'03.873</b>	29.841	25.784	38.659	29.589	226.4	
2	<b>2'03.908</b>	30.140	25.323	38.781	29.664	215.5	4	<b>2'02.716</b>	29.602	25.250	38.606	29.258	227.8	
3	<b>2'03.009</b>	29.879	25.185	38.506	29.439	216.8	5	<b>2'03.776</b>	29.794	25.385	38.967	29.630	226.8	
4	<b>2'03.583</b>	29.909	25.329	38.615	29.730	216.8	6	<b>2'03.675</b>	29.655	25.270	39.255	29.495	225.9	
5	<b>2'04.071</b>	30.194	25.518	38.877	29.482	214.2	7	<b>2'05.384</b>	30.232	25.911	39.746	29.495	224.5	
6	<b>2'03.670</b>	29.538	25.354	38.845	29.933	222.6	8	<b>2'04.516</b>	29.917	25.630	39.427	29.542	223.1	
7	<b>2'05.575</b>	30.148	25.762	39.928	29.737	213.4	9	<b>2'06.145</b>	30.537	25.625	39.707	30.276	219.9	
8	<b>2'04.574</b>	30.007	25.612	38.910	30.045	213.8	10	<b>2'04.996</b>	30.531	25.438	39.294	29.733	216.8	
9	<b>2'06.342</b>	30.927	25.774	39.593	30.048	209.7	11	<b>2'02.464</b>	<b>29.481</b>	25.029	38.451	29.503	226.4	
10	2'04.748 *	29.867	25.480	39.367	30.034*	221.7	12	<b>2'02.900</b>	30.118	25.083	38.635	29.064	213.4	
11	<b>2'02.603</b>	<b>29.331</b>	25.177	38.345	29.750	218.6	13	<b>2'03.681</b>	30.282	25.388	38.515	29.496	219.5	
12	<b>2'02.989</b>	30.085	25.068	38.330	29.506	210.1	14	<b>2'02.241</b>	29.835	25.160	<b>38.256</b>	<b>28.990</b>	226.8	
13	<b>2'03.118</b>	29.793	25.144	38.621	29.560	220.8	15	<b>2'02.513</b>	29.913	<b>24.971</b>	38.375	29.254	224.0	
14	<b>2'02.449</b>	29.519	25.100	38.189	29.641	<b>227.8</b>								
15	<b>2'02.005</b>	29.966	<b>24.710</b>	<b>38.024</b>	<b>29.305</b>	214.2								
<b>7th</b>	<b>7</b>	<b>Daniel MUÑOZ</b> Red Bull MotoGP Roo SPA						1	2'11.496	36.930	25.597	39.262	29.707	169.2
		Runs=1 Total laps=15 Full laps=14						2	<b>2'04.268</b>	30.053	25.353	38.764	30.098	209.7
1	2'12.296	38.823	25.451	38.646	29.376	174.4	3	<b>2'03.118</b>	29.960	25.180	38.693	29.285	213.8	
2	<b>2'02.974</b>	29.825	25.299	38.518	29.332	221.3	4	<b>2'03.400</b>	29.535	25.450	38.621	29.794	221.3	
3	<b>2'03.222</b>	<b>29.506</b>	25.224	38.673	29.819	219.0	5	<b>2'04.296</b>	30.158	25.535	39.035	29.568	215.1	
4	<b>2'04.348</b>	30.583	25.392	38.572	29.801	211.7	6	<b>2'03.629</b>	29.548	25.360	39.111	29.610	217.7	
5	<b>2'04.506</b>	30.431	25.789	38.816	29.470	219.9	7	<b>2'05.625</b>	30.222	25.759	39.966	29.678	216.4	
6	<b>2'03.228</b>	29.798	25.250	38.716	29.464	223.1	8	<b>2'04.439</b>	29.780	25.731	39.037	29.891	223.6	
7	<b>2'05.002</b>	29.955	25.591	39.558	29.898	225.0	9	<b>2'06.219</b>	30.671	25.357	40.042	30.149	211.7	
8	<b>2'04.889</b>	30.501	25.642	39.026	29.720	211.7	10	<b>2'04.745</b>	29.893	25.456	39.255	30.141	221.3	
9	<b>2'05.876</b>	30.190	25.410	40.140	30.136	218.6	11	<b>2'03.449</b>	30.570	25.284	38.438	29.157	213.0	
10	<b>2'05.111</b>	30.427	25.654	39.333	29.697	213.0	12	<b>2'02.661</b>	29.969	24.971	38.707	<b>29.014</b>	<b>227.3</b>	
11	<b>2'03.065</b>	30.079	25.208	38.573	29.205	216.8	13	<b>2'02.746</b>	29.548	25.079	38.578	29.541	221.3	
12	<b>2'02.805</b>	29.832	<b>25.074</b>	38.797	29.102	<b>229.2</b>	14	<b>2'02.646</b>	<b>29.343</b>	<b>24.933</b>	38.331	30.039	219.9	
13	<b>2'03.056</b>	29.789	25.179	38.655	29.433	224.5	15	<b>2'02.687</b>	30.006	25.536	<b>37.908</b>	29.237	219.5	
14	<b>2'02.395</b>	29.547	25.164	38.225	29.459	221.3								
15	<b>2'01.835</b>	29.966	25.262	<b>37.719</b>	<b>28.888</b>	224.5								
<b>11th</b>	<b>95</b>	<b>Collin VEIJER</b> Red Bull MotoGP Roo NED						1	2'11.457	37.101	25.664	38.841	29.851	174.4
		Runs=1 Total laps=15 Full laps=14						2	<b>2'03.524</b>	30.081	25.248	38.412	29.783	208.8
1	2'13.267	38.790	25.663	38.976	29.838	171.1	3	<b>2'03.463</b>	30.086	25.158	38.651	29.568	209.7	
2	<b>2'03.088</b>	29.732	25.089	38.776	29.491	224.0	4	<b>2'03.754</b>	30.038	25.373	38.450	29.893	212.5	
3	<b>2'02.973</b>	30.132	25.265	38.319	<b>29.257</b>	220.8	5	<b>2'04.128</b>	29.936	25.745	38.739	29.708	214.7	
4	2'03.542 *	29.894	25.272	38.637	29.739*	221.7	6	<b>2'03.987</b>	30.309	25.337	38.892	29.449	212.1	
5	<b>2'04.577</b>	30.394	25.639	38.896	29.648	221.3	7	<b>2'05.252</b>	29.984	25.536	39.757	29.975	219.5	
6	<b>2'03.808</b>	29.808	25.341	38.708	29.951	<b>227.3</b>	8	<b>2'05.290</b>	30.925	25.705	39.207	29.453	211.7	
7	<b>2'04.741</b>	29.927	25.336	39.801	29.677	218.1	9	<b>2'05.368</b>	30.240	25.433	39.473	30.222	<b>227.3</b>	
8	<b>2'04.699</b>	30.465	25.376	39.358	29.500	222.6	10	<b>2'05.345</b>	30.270	25.462	39.508	30.105	210.5	
9	<b>2'06.185</b>	30.381	26.010	39.520	30.274	222.2	11	<b>2'02.676</b>	29.729	25.075	38.474	29.398	222.2	
10	<b>2'04.680</b>	30.143	25.288	39.300	29.949	224.0	12	<b>2'02.511</b>	<b>29.381</b>	<b>25.029</b>	38.359	29.742	222.6	
11	<b>2'03.146</b>	30.325	25.119	38.422	29.280	221.3	13	<b>2'02.938</b>	29.494	25.206	38.702	29.536	220.4	
12	<b>2'02.688</b>	29.845	24.971	38.459	29.413	225.9	14	<b>2'03.014</b>	29.913	25.163	38.212	29.726	219.0	
13	<b>2'03.117</b>	29.996	25.090	38.564	29.467	226.4	15	<b>2'02.765</b>	30.239	25.464	<b>38.080</b>	<b>28.982</b>	217.7	
14	<b>2'02.066</b>	29.524	24.990	38.198	29.354	224.0								
15	<b>2'01.993</b>	<b>29.434</b>	<b>24.827</b>	<b>38.129</b>	29.603	217.7								
<b>9th</b>	<b>5</b>	<b>Tatchakorn BUASRI</b> Red Bull MotoGP Roo THA						1	2'13.103	37.989	25.690	39.672	29.752	167.1
		Runs=1 Total laps=15 Full laps=14						2	<b>2'03.176</b>	29.743	25.173	38.643	29.617	223.6

Fastest Lap: Digo MOREIRA

Red Bull MotoGP Roo BRA

2'01.543

29.203

24.833

38.145

29.362

DORNA DATA PROCESSING TIMING SERVICE DORNA DATA PROCESSING TIMING SERVICE DORNA DATA PROCESSING TIMING SERVICE DORNA DATA PROCESSING TIMING SERVICE DORNA DATA PROCESSING TIMING SERVICE DORNA DATA PROCESSING TIMING SERVICE DORNA DATA PROCESSESS



# Race Nr. 1

# RookiesCup

Lap	Lap Time	T1	T2	T3	T4	Speed	Lap	Lap Time	T1	T2	T3	T4	Speed
3	<b>2'03.706</b>	30.383	25.395	38.409	29.519	221.7	5	<b>2'04.165</b>	30.075	25.818	38.918	29.354	225.0
4	<b>2'02.849</b>	29.890	25.242	38.402	29.315	220.8	6	<b>2'03.197</b>	30.049	25.421	38.289	29.438	<b>227.3</b>
5	<b>2'04.656</b>	30.590	25.647	38.995	29.424	218.1	7	<b>2'05.115</b>	30.035	25.442	39.758	29.880	224.0
6	<b>2'04.101</b>	29.915	25.538	39.097	29.551	226.4	8	<b>2'04.786</b>	30.626	25.415	39.319	29.426	215.5
7	<b>2'05.127</b>	30.070	25.569	39.601	29.887	221.7	9	2'06.266 *	30.734	25.571	39.570	30.391 *	216.4
8	<b>2'04.949</b>	30.925	25.660	38.964	29.400	<b>230.2</b>	10	<b>2'04.824</b>	30.662	25.447	39.209	29.506	217.3
9	<b>2'05.661</b>	30.262	26.128	39.068	30.203	226.4	11	<b>2'03.325</b>	30.206	25.218	38.427	29.474	221.3
10	<b>2'04.940</b>	30.396	25.911	38.994	29.639	227.8	12	<b>2'02.786</b>	29.658	25.169	38.459	29.500	224.5
11	<b>2'03.444</b>	30.257	25.368	38.441	29.378	228.3	13	<b>2'03.162</b>	30.086	25.355	38.328	29.393	224.0
12	<b>2'02.463</b>	29.722	<b>25.107</b>	38.495	29.139	225.9	14	<b>2'03.078</b>	30.023	25.226	38.481	29.348	226.4
13	<b>2'02.544</b>	<b>29.404</b>	25.109	38.891	29.140	225.9	15	<b>2'01.781</b>	<b>29.527</b>	25.208	38.140	<b>28.906</b>	223.6
14	<b>2'02.359</b>	29.913	25.305	<b>38.119</b>	<b>29.022</b>	222.2							
15	<b>2'02.546</b>	29.802	25.371	38.160	29.213	225.4							

**13th 19 Scott OGDEN** Red Bull MotoGP Roo GBR

Runs=1 Total laps=15 Full laps=14

1	2'13.760	38.937	25.987	39.089	29.747	177.3
2	<b>2'03.041</b>	29.797	25.275	38.539	29.430	225.9
3	<b>2'03.430</b>	30.014	25.518	38.588	29.310	227.3
4	<b>2'03.176</b>	29.840	25.274	38.675	29.387	223.6
5	<b>2'04.559</b>	30.038	25.756	39.158	29.607	225.0
6	<b>2'03.848</b>	30.101	25.250	39.112	29.385	224.5
7	<b>2'04.729</b>	29.906	25.607	39.436	29.780	225.9
8	<b>2'04.584</b>	30.283	25.493	39.188	29.620	<b>228.3</b>
9	<b>2'05.846</b>	30.436	25.755	39.393	30.262	225.4
10	<b>2'05.068</b>	30.564	25.729	39.201	29.574	222.6
11	<b>2'03.983</b>	30.466	25.606	38.631	29.280	227.8
12	<b>2'02.421</b>	<b>29.507</b>	<b>25.146</b>	38.528	29.240	226.8
13	<b>2'02.562</b>	29.632	25.525	38.268	29.137	227.8
14	<b>2'02.397</b>	29.766	25.314	38.356	28.961	227.3
15	<b>2'02.258</b>	29.793	25.476	<b>38.214</b>	<b>28.775</b>	228.3

**14th 55 Noah DETTWILER** Red Bull MotoGP Roo SWI

Runs=1 Total laps=15 Full laps=12

1	2'15.675	39.905	25.997	40.110	29.663	180.3
2	<b>2'03.752</b>	29.775	25.548	38.793	29.636	219.9
3	<b>2'03.738</b>	29.866	25.646	38.760	29.466	215.5
4	2'03.714 *	29.672	25.508	38.775	29.759*	218.1
5	<b>2'03.214</b>	29.630	25.248	38.638	29.698	216.8
6	<b>2'03.278</b>	29.775	25.280	38.576	29.647	217.3
7	<b>2'03.725</b>	29.555	25.616	38.710	29.844	218.6
8	<b>2'04.695</b>	30.528	25.842	38.914	29.411	<b>229.2</b>
9	<b>2'05.230</b>	30.114	25.846	39.140	30.130	227.8
10	<b>2'04.739</b>	30.397	25.527	39.233	29.582	224.5
11	2'02.527 *	29.411	<b>25.047</b>	38.496*	29.573	224.5
12	<b>2'02.315</b>	<b>29.081</b>	25.106	38.412	29.716	226.4
13	<b>2'03.996</b>	30.189	25.165	38.717	29.925	212.1
14	<b>2'02.579</b>	29.772	25.688	<b>38.177</b>	<b>28.942</b>	226.8
15	<b>2'02.666</b>	29.960	25.421	38.181	29.104	228.3

**15th 21 Demis MIHAILA** Red Bull MotoGP Roo ITA

Runs=1 Total laps=15 Full laps=13

1	2'15.996	41.022	25.656	39.596	29.722	177.9
2	<b>2'02.854</b>	29.794	25.107	38.260	29.693	218.1
3	<b>2'02.283</b>	29.766	<b>25.012</b>	<b>38.026</b>	29.479	213.0
4	<b>2'02.322</b>	29.640	25.013	38.336	29.333	216.4

**16th 58 Luca LUNETTA** Red Bull MotoGP Roo ITA

Runs=1 Total laps=15 Full laps=14

1	2'13.891	39.270	25.762	39.128	29.731	177.6
2	<b>2'02.985</b>	29.900	<b>25.162</b>	38.595	29.328	219.5
3	<b>2'03.575</b>	30.039	25.318	38.817	29.401	228.8
4	<b>2'03.112</b>	29.752	25.240	38.804	29.316	226.8
5	<b>2'04.019</b>	30.082	25.601	38.945	29.391	226.4
6	<b>2'04.623</b>	30.934	25.304	38.725	29.660	225.4
7	<b>2'04.678</b>	29.979	25.518	39.362	29.819	221.7
8	<b>2'04.682</b>	30.446	25.875	38.844	29.517	<b>229.7</b>
9	<b>2'05.694</b>	30.278	25.811	39.294	30.311	227.8
10	<b>2'04.426</b>	30.096	25.512	39.238	29.580	228.3
11	<b>2'04.311</b>	30.624	25.450	38.906	29.331	219.9
12	<b>2'02.679</b>	29.709	25.371	38.365	29.234	224.5
13	<b>2'02.679</b>	<b>29.580</b>	25.450	<b>38.355</b>	29.294	225.4
14	<b>2'02.535</b>	29.656	25.238	38.432	<b>29.209</b>	224.0
15	<b>2'03.123</b>	29.636	25.288	38.733	29.466	220.8

**17th 42 Soma GÖRBE** Red Bull MotoGP Roo HUN

Runs=1 Total laps=15 Full laps=14

1	2'15.880	40.015	26.412	39.455	29.998	182.1
2	<b>2'04.136</b>	30.086	25.533	38.915	<b>29.602</b>	<b>220.8</b>
3	<b>2'03.853</b>	<b>29.858</b>	25.538	<b>38.822</b>	29.635	218.6
4	<b>2'04.744</b>	30.076	25.607	39.007	30.054	216.8
5	<b>2'04.929</b>	30.236	25.552	39.008	30.133	213.4
6	<b>2'05.751</b>	30.469	25.587	39.292	30.403	212.1
7	<b>2'06.063</b>	30.759	25.707	39.281	30.316	210.9
8	<b>2'06.509</b>	30.681	25.955	39.673	30.200	210.1
9	<b>2'06.352</b>	30.265	25.998	39.818	30.271	216.8
10	<b>2'05.560</b>	30.178	25.530	39.416	30.436	215.5
11	<b>2'04.694</b>	30.203	<b>25.426</b>	39.170	29.895	216.4
12	<b>2'05.305</b>	30.613	25.560	39.053	30.079	211.7
13	<b>2'04.066</b>	30.012	25.426	38.822	29.806	216.0
14	<b>2'04.583</b>	30.157	25.558	38.969	29.899	216.8
15	<b>2'04.272</b>	30.022	25.452	38.883	29.915	215.5

**18th 13 Sho NISHIMURA** Red Bull MotoGP Roo JPN

Runs=1 Total laps=15 Full laps=14

1	2'16.448	40.386	26.128	39.903	30.031	180.6
2	<b>2'05.159</b>	30.036	25.760	39.486	29.877	<b>220.8</b>
3	<b>2'04.290</b>	29.962	25.477	39.101	<b>29.750</b>	216.0
4	<b>2'04.825</b>	30.014	25.573	39.244	29.994	215.1
5	<b>2'04.697</b>	30.110	25.456	39.249	29.882	215.1
6	<b>2'05.630</b>	30.184	25.705	39.526	30.215	214.2

**Fastest Lap:** Diogo MOREIRA

Red Bull MotoGP Roo BRA

**2'01.543**

29.203

24.833

38.145

29.362

DORNA DATA PROCESSING TIMING SERVICE DORNA DATA PROCESSING TIMING SERVICE DORNA DATA PROCESSING TIMING SERVICE DORNA DATA PROCESSING TIMING SERVICE DORNA DATA PROCESSING TIMING SERVICE DORNA DATA PROCESSING TIMING SERVICE DORNA DATA PROCESSING TIMING SERVICE DORNA DATA PROCESSING TIMING SERVICE DORNA DATA PROCESSES



Mugello, Saturday, May 29, 2021

# Race Nr. 1

# RookiesCup

Lap	Lap Time	T1	T2	T3	T4	Speed	Lap	Lap Time	T1	T2	T3	T4	Speed
7	2'04.908	30.189	25.400	39.398	29.921	213.0	9	2'05.737	30.416	25.735	39.357	30.229	210.5
8	2'05.710	30.245	25.741	39.644	30.080	216.0	10	2'05.166	30.404	25.542	39.176	30.044	210.5
9	2'06.367	30.411	25.952	39.823	30.181	212.1	11	2'06.980	31.107	25.962	39.536	30.375	209.7
10	2'05.701	30.187	25.602	39.548	30.364	212.5	12	2'06.106	30.588	25.743	39.351	30.424	206.8
11	2'04.748	30.043	25.497	39.206	30.002	213.8	13	2'06.262	30.497	25.904	39.500	30.361	208.0
12	2'04.991	30.172	25.502	39.383	29.934	213.0	14	2'06.652	30.597	25.882	39.601	30.572	205.7
13	2'04.258	29.944	25.312	39.109	29.893	212.5	15	2'07.124	30.765	25.916	39.709	30.734	204.9
14	2'04.593	30.013	25.443	39.198	29.939	211.7							
15	2'04.394	29.930	25.290	39.046	30.128	211.7							

19th 78 Jakob ROSENTHAL Red Bull MotoGP Roo AUT		Runs=1	Total laps=15	Full laps=14		
1	2'18.186	41.601	26.426	39.946	30.213	183.3
2	2'05.787	30.555	25.723	39.577	29.932	215.1
3	2'05.364	30.214	25.753	39.588	29.809	215.5
4	2'05.870	30.340	25.666	39.424	30.440	217.7
5	2'05.798	30.368	25.804	39.372	30.254	212.1
6	2'05.880	30.576	25.739	39.364	30.201	211.7
7	2'06.156	30.513	25.796	39.635	30.212	209.3
8	2'06.078	30.957	25.733	39.427	29.961	210.5
9	2'05.302	30.472	25.429	39.513	29.888	212.5
10	2'04.998	30.464	25.529	39.434	29.571	212.5
11	2'05.280	30.163	25.542	39.463	30.112	213.4
12	2'05.228	30.289	25.875	39.356	29.708	211.3
13	2'04.873	30.533	25.607	38.971	29.762	212.1
14	2'04.373	30.314	25.538	38.956	29.565	211.7
15	2'04.806	30.081	25.649	39.115	29.961	213.4

20th 77 Filippo FARIOLI Red Bull MotoGP Roo ITA		Runs=1	Total laps=15	Full laps=13		
1	2'15.577	40.135	26.218	39.424	29.800	177.9
2	2'04.045	30.155	25.695	38.660	29.535	214.2
3	2'03.527	29.772	25.457	38.709	29.589	217.3
4	2'03.757 *	29.788	25.325	38.710*	29.934*	215.5
5	2'03.197	29.841	25.116	38.668	29.572	216.0
6	2'03.314	29.891	25.319	38.591	29.513	216.8
7	2'03.160	29.701	25.207	38.694	29.558	217.7
8	2'21.322	43.720	27.090	40.151	30.361	225.9
9	2'06.566	31.124	25.898	39.487	30.057	208.4
10	2'04.943	30.233	25.552	39.263	29.895	216.0
11	2'05.518	30.320	25.416	39.565	30.217	211.7
12	2'04.863	30.202	25.575	39.122	29.964	210.5
13	2'04.837	30.583	25.483	38.878	29.893	208.0
14	2'04.557	30.278	25.421	38.961	29.897	210.1
15	2'04.891	30.170	25.662	39.104	29.955	213.4

21st 39 Bartholomé PERRI Red Bull MotoGP Roo FRA		Runs=1	Total laps=15	Full laps=14		
1	2'16.721	40.404	26.369	39.741	30.207	176.7
2	2'05.810	30.200	25.812	39.416	30.382	216.4
3	2'06.527	30.454	25.947	39.559	30.567	209.7
4	2'06.345	30.793	25.680	39.340	30.532	208.0
5	2'05.641	30.310	25.820	39.361	30.150	213.4
6	2'06.468	30.647	25.726	39.494	30.601	208.8
7	2'05.941	30.434	25.773	39.448	30.286	208.4
8	2'06.198	30.727	25.725	39.601	30.145	210.9

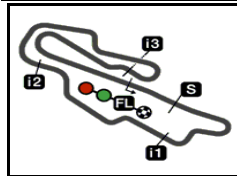
22nd 8 Eddie O'SHEA Red Bull MotoGP Roo GBR		Runs=1	Total laps=15	Full laps=14		
1	2'22.309	41.757	27.487	41.523	31.542	181.8
2	2'12.316	31.926	27.320	41.481	31.589	208.0
3	2'12.450	31.729	27.098	41.531	32.092	209.7
4	2'11.834	31.993	27.068	41.266	31.507	206.5
5	2'10.999	31.431	26.940	41.075	31.553	210.9
6	2'11.586	31.418	26.897	40.864	32.407	208.8
7	2'11.438	31.691	26.812	41.117	31.818	203.3
8	2'10.178	31.520	26.625	40.685	31.348	208.0
9	2'09.290	31.192	26.545	40.434	31.119	208.8
10	2'08.826	31.024	26.450	40.246	31.106	208.8
11	2'08.108	30.730	26.366	40.054	30.958	208.8
12	2'07.954	30.793	26.185	40.130	30.846	209.3
13	2'07.993	30.763	26.029	40.030	31.171	210.1
14	2'08.174	30.877	26.045	40.011	31.241	208.4
15	2'08.852	30.813	26.444	40.470	31.125	208.0

23rd 14 Cormac BUCHANA Red Bull MotoGP Roo NZE		Runs=1	Total laps=15	Full laps=14		
1	2'22.310	42.127	27.657	41.203	31.323	182.1
2	2'12.273	31.836	27.124	41.652	31.661	208.4
3	2'12.505	32.007	26.962	41.553	31.983	208.0
4	2'11.710	32.199	26.829	41.060	31.622	206.5
5	2'11.332	31.891	26.796	41.337	31.308	205.3
6	2'11.355	31.557	26.880	41.269	31.649	210.9
7	2'12.532	32.325	26.998	41.551	31.658	204.1
8	2'14.639	32.295	27.602	42.585	32.157	206.8
9	2'13.732	32.379	27.338	42.171	31.844	204.9
10	2'12.387	32.072	27.084	41.462	31.769	205.7
11	2'11.469	31.824	26.979	41.323	31.343	204.5
12	2'10.746	31.534	26.612	41.094	31.506	205.7
13	2'10.141	31.428	26.569	40.934	31.210	205.3
14	2'08.127	31.096	26.087	40.036	30.908	200.0
15	2'08.168	30.808	26.100	40.388	30.872	206.5

**Fastest Lap:** Dioqo MOREIRA Red Bull MotoGP Roo BRA 2'01.543 29.203 24.833 38.145 29.362

DORNA DATA PROCESSING TIMING SERVICE DORNA DATA PROCESSING TIMING SERVICE DORNA DATA PROCESSING TIMING SERVICE DORNA DATA PROCESSING TIMING SERVICE DORNA DATA PROCESSING TIMING SERVICE DORNA DATA PROCESSING TIMING SERVICE DORNA DATA PROCESSING TIMING SERVICE DORNA DATA PROCESSING TIMING SERVICE DORNA DATA PROCESSING TIMING SERVICE DORNA DATA PROCESSING TIMING SERVICE DORNA DATA PROCESSES



5245 m.

# GRAN PREMIO D'ITALIA OAKLEY

## Official Starting Grid

Race : 15 laps = 78.675 km



1	3 2'00.942 96 Daniel HOLGADO KTM	2 2'00.917 24 Ivan ORTOLÁ KTM	1 2'00.858 89 Marcos URIARTE KTM
2	6 2'01.212 28 Matteo BERTELLE KTM	5 2'01.184 34 Mario AJI KTM	4 2'01.128 23 Alex MILLAN KTM
3	9 2'01.369 7 Daniel MUÑOZ KTM	8 2'01.266 92 Diogo MOREIRA KTM	7 2'01.232 95 Collin VEIJER KTM
4	12 2'01.587 58 Luca LUNETTA KTM	11 2'01.562 19 Scott OGDEN KTM	10 2'01.560 64 David MUÑOZ KTM
5	15 2'02.087 55 Noah DETTWILER KTM	14 2'01.870 77 Filippo FARIOLI KTM	13 2'01.822 80 David ALONSO KTM
6	18 2'02.564 13 Sho NISHIMURA KTM	17 2'02.550 5 Tatchakorn BUASRI KTM	16 2'02.540 21 Demis MIHAILA KTM
7	21 2'03.470 78 Jakob ROSENTHALER KTM	20 2'03.125 9 Freddie HEINRICH KTM	19 2'02.910 72 Taiyo FURUSATO KTM
8	24 2'04.452 39 Bartholomé PERRIN KTM	23 2'03.923 8 Eddie O'SHEA KTM	22 2'03.715 42 Soma GÖRBE KTM

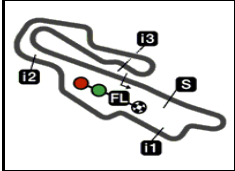
The results are provisional until the end of the limit for protest and appeals and until the ratification of the Event Management Committee.

Time limit for protest expires 60' at the latest after publication of the results - ..... Time: .....

DORNA DATA PROCESSING TIMING SERVICE DORNA DATA PROCESSING TIMING SERVICE DORNA DATA PROCESSING TIMING SERVICE DORNA DATA PROCESSING TIMING SERVICE DORNA DATA PROCESSING TIMING SERVICE DORNA DATA PROCESSING TIMING SERVICE DORNA DATA PROCESSING TIMING SERVICE DORNA DATA PROCESSING TIMING SERVICE DORNA DATA PROCESSING TIMING SERVICE DORNA DATA PROCESSING TIMING SERVICE DORNA DATA PROCCESSSS



# RookiesCup



## GRAN PREMIO D'ITALIA OAKLEY Official Starting Grid

5245 m.

Race : 15 laps = 78.675 km

---

9

**25**  
2'05.590  
**14 Cormac BUCHANAN**  
KTM

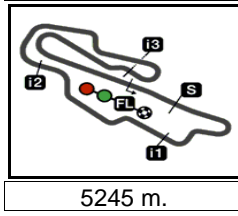
The results are provisional until the end of the limit for protest and appeals and until the ratification of the Event Management Committee.

Time limit for protest expires 60' at the latest after publication of the results - ..... Time: .....

DORNA DATA PROCESSING TIMING SERVICE DORNA DATA PROCESSING TIMING SERVICE DORNA DATA PROCESSING TIMING SERVICE DORNA DATA PROCESSING TIMING SERVICE DORNA DATA PROCESSING TIMING SERVICE DORNA DATA PROCESSING TIMING SERVICE DORNA DATA PROCCESSS







## GRAN PREMIO D'ITALIA OAKLEY

### Race Nr. 1 Analysis by Lap

Num Lap Time Gap

Lap 1		Lap 2		Lap 3		Lap 4		Lap 5		Lap 6		Lap 7		Lap 8		Lap 9		Lap 10		Lap 11		Lap 12	
95	2'11.457	95	2'03.524	95	2'03.463	72	2'03.191	72	2'03.725	64	2'05.318	64	2'05.318	64	2'05.318	64	2'05.368	64	2'05.368	96	2'02.603	96	2'02.603
24	2'11.496 0.039	92	2'03.214 0.112	92	2'03.214 0.112	95	2'03.754 0.060	64	2'03.876 0.452	80	2'05.251 0.008	80	2'05.251 0.008	80	2'05.251 0.008	7	2'05.876 0.118	7	2'05.876 0.118	5	2'02.464 0.123	5	2'02.464 0.123
96	2'11.847 0.390	64	2'03.222 0.235	64	2'03.222 0.235	92	2'03.749 0.098	77	2'03.757 4.768	80	2'05.252 0.066	80	2'05.252 0.066	80	2'05.252 0.066	80	2'06.100 0.194	80	2'06.100 0.194	64	2'02.796 0.145	64	2'02.796 0.145
28	2'11.879 0.422	7	2'02.974 0.289	7	2'02.974 0.289	24	2'03.400 0.144	77	2'03.757 4.768	95	2'05.252 0.066	95	2'05.252 0.066	95	2'05.252 0.066	80	2'06.219 0.267	80	2'06.219 0.267	95	2'02.676 0.314	95	2'02.676 0.314
64	2'11.994 0.537	96	2'03.908 0.774	96	2'03.908 0.774	39	2'03.583 0.209	77	2'03.757 4.768	7	2'05.002 0.077	7	2'05.002 0.077	7	2'05.002 0.077	96	2'06.342 0.356	96	2'06.342 0.356	55	2'02.527 0.357	55	2'02.527 0.357
7	2'12.296 0.839	80	2'02.839 0.779	80	2'02.839 0.779	64	2'03.882 0.301	42	2'04.744 6.475	72	2'06.009 0.095	72	2'06.009 0.095	72	2'06.009 0.095	80	2'06.342 0.356	80	2'06.342 0.356	72	2'03.019 0.400	72	2'03.019 0.400
80	2'12.921 1.464	24	2'04.268 0.783	24	2'04.268 0.783	80	2'03.882 0.301	13	2'04.825 8.584	13	2'05.630 11.464	13	2'05.630 11.464	13	2'05.630 11.464	80	2'06.144 0.359	80	2'06.144 0.359	7	2'03.065 0.587	7	2'03.065 0.587
89	2'13.103 1.646	72	2'02.963 1.273	72	2'02.963 1.273	80	2'03.882 0.301	78	2'05.870 13.069	78	2'05.870 13.069	78	2'05.870 13.069	78	2'05.870 13.069	8	2'10.178 1'02.873	8	2'10.178 1'02.873	77	2'02.527 0.357	77	2'02.527 0.357
34	2'13.267 1.810	89	2'03.176 1.298	89	2'03.176 1.298	80	2'03.882 0.301	78	2'05.870 13.069	78	2'05.870 13.069	78	2'05.870 13.069	78	2'05.870 13.069	8	2'10.178 1'02.873	8	2'10.178 1'02.873	77	2'02.527 0.357	77	2'02.527 0.357
72	2'13.291 1.834	34	2'03.088 1.374	34	2'03.088 1.374	80	2'03.882 0.301	78	2'05.870 13.069	78	2'05.870 13.069	78	2'05.870 13.069	78	2'05.870 13.069	8	2'10.178 1'02.873	8	2'10.178 1'02.873	77	2'02.527 0.357	77	2'02.527 0.357
28	2'13.316 1.859	28	2'03.147 1.482	28	2'03.147 1.482	80	2'03.882 0.301	78	2'05.870 13.069	78	2'05.870 13.069	78	2'05.870 13.069	78	2'05.870 13.069	8	2'10.178 1'02.873	8	2'10.178 1'02.873	77	2'02.527 0.357	77	2'02.527 0.357
5	2'13.680 2.223	5	2'02.828 1.527	5	2'02.828 1.527	80	2'03.882 0.301	78	2'05.870 13.069	78	2'05.870 13.069	78	2'05.870 13.069	78	2'05.870 13.069	8	2'10.178 1'02.873	8	2'10.178 1'02.873	77	2'02.527 0.357	77	2'02.527 0.357
19	2'13.760 2.303	19	2'03.041 1.820	19	2'03.041 1.820	80	2'03.882 0.301	78	2'05.870 13.069	78	2'05.870 13.069	78	2'05.870 13.069	78	2'05.870 13.069	8	2'10.178 1'02.873	8	2'10.178 1'02.873	77	2'02.527 0.357	77	2'02.527 0.357
58	2'13.891 2.434	58	2'02.985 1.895	58	2'02.985 1.895	80	2'03.882 0.301	78	2'05.870 13.069	78	2'05.870 13.069	78	2'05.870 13.069	78	2'05.870 13.069	8	2'10.178 1'02.873	8	2'10.178 1'02.873	77	2'02.527 0.357	77	2'02.527 0.357
77	2'15.577 4.120	21	2'02.854 3.869	21	2'02.854 3.869	80	2'03.882 0.301	78	2'05.870 13.069	78	2'05.870 13.069	78	2'05.870 13.069	78	2'05.870 13.069	8	2'10.178 1'02.873	8	2'10.178 1'02.873	77	2'02.527 0.357	77	2'02.527 0.357
55	2'15.675 4.218	55	2'03.752 4.446	55	2'03.752 4.446	80	2'03.882 0.301	78	2'05.870 13.069	78	2'05.870 13.069	78	2'05.870 13.069	78	2'05.870 13.069	8	2'10.178 1'02.873	8	2'10.178 1'02.873	77	2'02.527 0.357	77	2'02.527 0.357
42	2'15.880 4.423	77	2'04.045 4.641	77	2'04.045 4.641	80	2'03.882 0.301	78	2'05.870 13.069	78	2'05.870 13.069	78	2'05.870 13.069	78	2'05.870 13.069	8	2'10.178 1'02.873	8	2'10.178 1'02.873	77	2'02.527 0.357	77	2'02.527 0.357
21	2'15.996 4.539	42	2'04.136 5.035	42	2'04.136 5.035	80	2'03.882 0.301	78	2'05.870 13.069	78	2'05.870 13.069	78	2'05.870 13.069	78	2'05.870 13.069	8	2'10.178 1'02.873	8	2'10.178 1'02.873	77	2'02.527 0.357	77	2'02.527 0.357
13	2'16.448 4.991	13	2'05.159 6.626	13	2'05.159 6.626	80	2'03.882 0.301	78	2'05.870 13.069	78	2'05.870 13.069	78	2'05.870 13.069	78	2'05.870 13.069	8	2'10.178 1'02.873	8	2'10.178 1'02.873	77	2'02.527 0.357	77	2'02.527 0.357
39	2'16.721 5.264	39	2'05.810 7.550	39	2'05.810 7.550	80	2'03.882 0.301	78	2'05.870 13.069	78	2'05.870 13.069	78	2'05.870 13.069	78	2'05.870 13.069	8	2'10.178 1'02.873	8	2'10.178 1'02.873	77	2'02.527 0.357	77	2'02.527 0.357
78	2'18.186 6.729	78	2'05.787 8.992	78	2'05.787 8.992	80	2'03.882 0.301	78	2'05.870 13.069	78	2'05.870 13.069	78	2'05.870 13.069	78	2'05.870 13.069	8	2'10.178 1'02.873	8	2'10.178 1'02.873	77	2'02.527 0.357	77	2'02.527 0.357
8	2'22.309 10.852	14	2'12.273 19.602	14	2'12.273 19.602	80	2'03.882 0.301	78	2'05.870 13.069	78	2'05.870 13.069	78	2'05.870 13.069	78	2'05.870 13.069	8	2'10.178 1'02.873	8	2'10.178 1'02.873	77	2'02.527 0.357	77	2'02.527 0.357
14	2'22.310 10.853	8	2'12.316 19.644	8	2'12.316 19.644	80	2'03.882 0.301	78	2'05.870 13.069	78	2'05.870 13.069	78	2'05.870 13.069	78	2'05.870 13.069	8	2'10.178 1'02.873	8	2'10.178 1'02.873	77	2'02.527 0.357	77	2'02.527 0.357

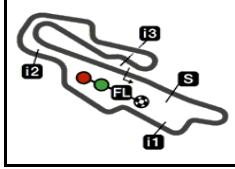
Lapped rider

DORNA DATA PROCESSING TIMING SERVICE DORNA DATA PROCESSING TIMING SERVICE DORNA DATA PROCESSING TIMING SERVICE DORNA DATA PROCESSING TIMING SERVICE DORNA DATA PROCESSING TIMING SERVICE DORNA DATA PROCESSING TIMING SERVICE DORNA DATA PROCESSING TIMING SERVICE DORNA DATA PROCESSING TIMING SERVICE DORNA DATA PROCESSING TIMING SERVICE DORNA DATA PROCESSING TIMING SERVICE DORNA DATA PROCESSING TIMING SERVICE DORNA DATA PROCESSING TIMING SERVICE DORNA DATA PROCESSING









5245 m.

**GRAN PREMIO D'ITALIA OAKLEY***After the Race Nr. 1***Event Best Maximum Speed**

<i>Rider</i>	<i>Nation Team</i>	<i>Motorcycle</i>	<i>Km/h</i>	
89 <b>Marcos URIARTE</b>	<b>SPA</b> Red Bull MotoGP Rookies Cup	KTM	<b>230.2</b>	Race Nr. 1
58 <b>Luca LUNETTA</b>	<b>ITA</b> Red Bull MotoGP Rookies Cup	KTM	<b>229.7</b>	Race Nr. 1
55 <b>Noah DETTWILER</b>	<b>SWI</b> Red Bull MotoGP Rookies Cup	KTM	<b>229.2</b>	Race Nr. 1
7 <b>Daniel MUÑOZ</b>	<b>SPA</b> Red Bull MotoGP Rookies Cup	KTM	<b>229.2</b>	Race Nr. 1
80 <b>David ALONSO</b>	<b>COL</b> Red Bull MotoGP Rookies Cup	KTM	<b>229.2</b>	Free Practice Nr. 1
42 <b>Soma GÖRBE</b>	<b>HUN</b> Red Bull MotoGP Rookies Cup	KTM	<b>228.8</b>	Free Practice Nr. 1
21 <b>Demis MIHAILA</b>	<b>ITA</b> Red Bull MotoGP Rookies Cup	KTM	<b>228.8</b>	Free Practice Nr. 1
95 <b>Collin VEIJER</b>	<b>NED</b> Red Bull MotoGP Rookies Cup	KTM	<b>228.8</b>	Free Practice Nr. 2
19 <b>Scott OGDEN</b>	<b>GBR</b> Red Bull MotoGP Rookies Cup	KTM	<b>228.3</b>	Race Nr. 1
5 <b>Tatchakorn BUASRI</b>	<b>THA</b> Red Bull MotoGP Rookies Cup	KTM	<b>228.3</b>	Race Nr. 1
96 <b>Daniel HOLGADO</b>	<b>SPA</b> Red Bull MotoGP Rookies Cup	KTM	<b>228.3</b>	Free Practice Nr. 1
64 <b>David MUÑOZ</b>	<b>SPA</b> Red Bull MotoGP Rookies Cup	KTM	<b>227.8</b>	Free Practice Nr. 1
34 <b>Mario AJI</b>	<b>INA</b> Red Bull MotoGP Rookies Cup	KTM	<b>227.8</b>	Free Practice Nr. 1
24 <b>Ivan ORTOLÁ</b>	<b>SPA</b> Red Bull MotoGP Rookies Cup	KTM	<b>227.3</b>	Race Nr. 1
78 <b>Jakob ROSENTHALER</b>	<b>AUT</b> Red Bull MotoGP Rookies Cup	KTM	<b>227.3</b>	Free Practice Nr. 1
92 <b>Diogo MOREIRA</b>	<b>BRA</b> Red Bull MotoGP Rookies Cup	KTM	<b>226.8</b>	Race Nr. 1
72 <b>Taiyo FURUSATO</b>	<b>JPN</b> Red Bull MotoGP Rookies Cup	KTM	<b>226.8</b>	Race Nr. 1
13 <b>Sho NISHIMURA</b>	<b>JPN</b> Red Bull MotoGP Rookies Cup	KTM	<b>226.8</b>	Free Practice Nr. 1
28 <b>Matteo BERTELLE</b>	<b>ITA</b> Red Bull MotoGP Rookies Cup	KTM	<b>226.4</b>	Race Nr. 1
77 <b>Filippo FARIOLI</b>	<b>ITA</b> Red Bull MotoGP Rookies Cup	KTM	<b>225.9</b>	Race Nr. 1
9 <b>Freddie HEINRICH</b>	<b>GER</b> Red Bull MotoGP Rookies Cup	KTM	<b>225.0</b>	Free Practice Nr. 2
23 <b>Alex MILLAN</b>	<b>SPA</b> Red Bull MotoGP Rookies Cup	KTM	<b>224.0</b>	Free Practice Nr. 2
8 <b>Eddie O'SHEA</b>	<b>GBR</b> Red Bull MotoGP Rookies Cup	KTM	<b>223.6</b>	Free Practice Nr. 1
39 <b>Bartholomé PERRIN</b>	<b>FRA</b> Red Bull MotoGP Rookies Cup	KTM	<b>221.7</b>	Free Practice Nr. 2
14 <b>Cormac BUCHANAN</b>	<b>NZE</b> Red Bull MotoGP Rookies Cup	KTM	<b>220.8</b>	Free Practice Nr. 2



	Rider	Points	POR	POR	SPA	SPA	ITA	ITA	GER	GER	STY	STY	AUT	AUT	ARA	ARA					
14	BUASRI Tatchakorn	16	12	12	17	17	17														
			12-13	12-NC	17-13	17-13	17-9	-	-	-	-	-	-	-	-	-	-	-	-	-	-
15	DETTWILER Noah	12	18	18	15	15	15														
			18-17	18-NC	15-12	15-10	15-14	-	-	-	-	-	-	-	-	-	-	-	-	-	-
16	NISHIMURA Sho	7	19	19	13	13	18														
			19-14	19-16	13-18	13-11	18-18	-	-	-	-	-	-	-	-	-	-	-	-	-	-
17	VOIGHT Harrison	7	10	10	16	16															
			10-19	10-13	16-17	16-12	-	-	-	-	-	-	-	-	-	-	-	-	-	-	-
18	FARIOLI Filippo	5	14	14	4	4	14														
			14-11	14-18	4-16	4-NC	14-20	-	-	-	-	-	-	-	-	-	-	-	-	-	-
19	ROSENTHALER Jakob	4	16	16	24	24	21														
			16-15	16-15	23-NC	24-14	21-19	-	-	-	-	-	-	-	-	-	-	-	-	-	-
20	LUNETTA Luca	2	22	22	18	18	12														
			22-16	21-NC	18-14	18-19	12-16	-	-	-	-	-	-	-	-	-	-	-	-	-	-
21	HEINRICH Freddie	2	21	21	23	23	20														
			21-20	20-14	22-19	23-NC	20-NL	-	-	-	-	-	-	-	-	-	-	-	-	-	-
22	MIHAILA Demis	1	17	17	21	21	16														
			17-18	17-17	21-20	21-16	16-15	-	-	-	-	-	-	-	-	-	-	-	-	-	-
23	O'SHEA Eddie	1	23	23	19	19	23														
			23-21	22-19	19-23	19-15	23-22	-	-	-	-	-	-	-	-	-	-	-	-	-	-
24	GÖRBE Soma	0	25	25	20	20	22														
			25-NC	24-21	20-NC	20-17	22-17	-	-	-	-	-	-	-	-	-	-	-	-	-	-
25	BUCHANAN Cormac	0	24	24	25	25	25														
			24-22	23-20	24-22	25-18	25-23	-	-	-	-	-	-	-	-	-	-	-	-	-	-
26	PERRIN Bartholomé	0	26	26	22	22	24														
			26-NC	25-NC	25-21	22-20	24-21	-	-	-	-	-	-	-	-	-	-	-	-	-	-

NC=Not classified NL=Not finished first lap NP=Not started race re-start N2=Not finished first lap race re-start EX=Excluded NS=Not Started DS=Disqualified

DORNA DATA PROCESSING TIMING SERVICE DORNA DATA PROCESSING TIMING SERVICE DORNA DATA PROCESSING TIMING SERVICE DORNA DATA PROCESSING TIMING SERVICE DORNA DATA PROCESSING TIMING SERVICE DORNA DATA PROCESSING TIMING SERVICE DORNA DATA PROCESSING TIMING SERVICE DORNA DATA PROCESSING TIMING SERVICE DORNA DATA PROCESSING TIMING SERVICE DORNA DATA PROCEESSS

