

5245 m.

GRAN PREMIO D'ITALIA OAKLEY

Race Nr. 2

Classification after 15 laps = 78.675 km

Pos	Rider	Nation	Team	Motorcycle	Total Time	Km/h	Gap
-----	-------	--------	------	------------	------------	------	-----

Race condition: **Dry**

Air: **23°**

Humidity: **30%**

Ground: **43°**

Pole Position:

Fastest Lap:

Best Race Lap:

All Time Lap Record:

Lap	Rider	Time	Speed
Lap 9	Sho NISHIMURA	2'01.253	155.7 Km/h
2018	Adrian HUERTAS	2'00.957	156.1 Km/h
2021	Marcos URIARTE	2'00.858	156.2 Km/h

15:15'01

15:28'04

15:31'17

15:32'09 Eddie O'SHEA

15:32'26 -

15:35'08 Mario AJI

15:36'32

15:44'01 Soma GÖRBE

15:46'57 Filippo FARIOLI

15:50'31 Alex MILLAN

15:50'31 Daniel MUÑOZ

15:53'08 Alex MILLAN

15:58'40 Daniel MUÑOZ

16:05'32 Daniel MUÑOZ

SIGHTING LAP START

WARM UP LAP START

RACE START

crashed out - Rider OK

No jump start

crashed out - Rider OK

Incident in turn 4 under investigation

crashed out - Rider OK

long lap penalty due to irresponsible riding

track limits warning

track limits warning

long lap penalty due to exceeding track limit

long lap penalty due to exceeding track limit

3 seconds penalty - uncompleted long lap penalty

The results are provisional until the end of the limit for protest and appeals.

Time limit for protest expires 30' after publication of the results - Time:

DORNA DATA PROCESSING TIMING SERVICE DORNA DATA PROCESSING TIMING SERVICE DORNA DATA PROCESSING TIMING SERVICE DORNA DATA PROCESSING TIMING SERVICE DORNA DATA PROCESSING TIMING SERVICE DORNA DATA PROCESSING TIMING SERVICE DORNA DATA PROCESSING TIMING SERVICE DORNA DATA PROCESSING TIMING SERVICE DORNA DATA PROCESSING TIMING SERVICE DORNA DATA PROCESSING TIMING SERVICE DORNA DATA PROCCEESSS

Race Nr. 2

RookiesCup

Lap	Lap Time	T1	T2	T3	T4	Speed	Lap	Lap Time	T1	T2	T3	T4	Speed
3	2'03.069	29.673	25.236	38.459	29.701	220.4	5	2'02.103	30.102	24.676	38.343	28.982	212.1
4	2'02.711	30.024	25.338	38.111	29.238	219.0	6	2'02.126	29.927	24.885	38.333	28.981	216.4
5	2'02.017 *	29.829	24.918*	38.200	29.070	226.4	7	2'02.202	29.122	24.962	38.318	29.800	222.6
6	2'02.583	29.838	25.174	38.391	29.180	225.9	8	2'02.551	30.516	24.928	38.087	29.020	212.5
7	2'02.084 *	29.438	25.043	38.128	29.475*	226.8	9	2'01.760	29.632	24.861	38.513	28.754	223.1
8	2'02.219	29.929	25.015	38.136	29.139	224.5	10	2'02.524	29.159	24.935	38.686	29.744	223.1
9	2'01.717 *	29.450	24.711	38.543*	29.013	221.7	11	2'03.084	29.712	24.824	38.872	29.676	209.3
10	2'02.944 *	29.838	24.967	38.835	29.304*	221.3	12	2'04.057	30.012	25.010	39.053	29.982	209.3
11	2'03.081 *	30.693	25.037*	38.134	29.217	219.0	13	2'03.627	29.853	24.982	38.759	30.033	212.5
12	2'03.707 *	29.723	25.050	39.067	29.867*	226.4	14	2'06.005	30.663	25.190	39.766	30.386	208.8
13	2'06.339 *	30.231	25.263*	41.227	29.618	223.6	15	2'03.930	30.430	25.508	38.727	29.265	225.0
14	2'02.790 *	29.576	25.023	38.358	29.833*	214.7							
15	2'03.862	30.531	25.315	38.697	29.319	215.1							

13th 19 Scott OGDEN		Red Bull MotoGP Roo GBR					
		Runs=1	Total laps=15	Full laps=11			
1	2'10.165	37.365	25.076	38.376	29.348	179.4	
2	2'02.259	29.651	24.853	38.540	29.215	227.8	
3	2'04.272	30.376	25.581	38.670	29.645	227.8	
4	2'03.365	30.215	25.236	38.572	29.342	222.6	
5	2'02.388	29.610	25.456	38.136	29.186	230.2	
6	2'01.683	29.597	24.826	38.076	29.184	220.4	
7	2'01.768 *	29.262	25.310	37.964	29.232*	227.8	
8	2'02.083	29.845	25.111	38.067	29.060	227.8	
9	2'01.901	29.498	25.026	38.343	29.034	223.6	
10	2'02.603	29.765	24.971	38.561	29.306	229.2	
11	2'02.897	29.776	24.816	38.729	29.576	218.1	
12	2'04.002	30.361	25.298	38.563	29.780	220.8	
13	2'03.767 *	29.847	25.133	38.743	30.044*	224.5	
14	2'05.306 *	29.939	25.534	39.365	30.468*	227.8	
15	2'03.927	30.389	25.611	38.703	29.224	227.3	

14th 72 Taiyo FURUSATO		Red Bull MotoGP Roo JPN					
		Runs=1	Total laps=15	Full laps=13			
1	2'11.004	37.912	25.422	38.485	29.185	183.0	
2	2'01.860	29.783	24.980	38.008	29.089	225.0	
3	2'03.377	29.968	25.152	38.575	29.682	225.4	
4	2'03.006	30.260	25.281	38.268	29.197	215.5	
5	2'02.117	29.876	25.132	37.945	29.164	228.3	
6	2'01.519	29.596	24.978	38.005	28.940	228.3	
7	2'02.420	30.096	25.017	38.031	29.276	221.3	
8	2'03.475	29.995	25.475	38.720	29.285	220.8	
9	2'01.631	29.492	24.875	38.263	29.001	222.2	
10	2'02.131	29.561	25.219	38.380	28.971	225.9	
11	2'02.848	30.210	24.879	38.369	29.390	220.4	
12	2'04.100	30.266	25.190	38.933	29.711	216.0	
13	2'03.505	30.545	25.361	38.446	29.153	222.2	
14	2'05.011	30.007	25.160	39.667	30.177	219.0	
15	2'04.394 *	30.088	25.729	38.235	30.342*	215.5	

15th 92 Diogo MOREIRA		Red Bull MotoGP Roo BRA					
		Runs=1	Total laps=15	Full laps=14			
1	2'09.360	37.271	24.961	38.028	29.100	173.3	
2	2'02.267	29.436	25.032	38.294	29.505	219.5	
3	2'03.988	30.393	25.301	38.564	29.730	210.9	
4	2'02.883	30.095	24.932	38.405	29.451	209.7	

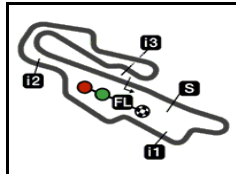
16th 21 Demis MIHAILA		Red Bull MotoGP Roo ITA					
		Runs=1	Total laps=15	Full laps=11			
1	2'11.054	38.213	25.539	38.190	29.112	183.0	
2	2'01.757	29.551	24.781	38.119	29.306	220.8	
3	2'03.877 *	29.963	25.319	38.698	29.897*	221.3	
4	2'02.798	30.140	25.200	38.337	29.121	220.8	
5	2'01.713	29.489	25.069	38.060	29.095	224.0	
6	2'02.467	29.642	25.527	38.199	29.099	225.9	
7	2'02.089	29.474	25.258	38.138	29.219	227.8	
8	2'03.253	30.390	25.286	38.220	29.357	219.5	
9	2'01.758	29.404	24.946	38.243	29.165	224.0	
10	2'02.325	29.325	25.188	38.507	29.305	221.3	
11	2'03.682	30.211	25.639	38.438	29.394	224.5	
12	2'02.976	29.360	25.388	38.658	29.570	220.4	
13	2'03.657	30.148	25.403	38.688	29.418	223.6	
14	2'05.069 *	29.945	25.514	39.186	30.424*	221.3	
15	2'04.226 *	30.279	25.384	38.378	30.185*	224.5	

17th 7 Daniel MUÑOZ		Red Bull MotoGP Roo SPA					
		Runs=1	Total laps=15	Full laps=9			
1	2'10.094	37.744	25.152	38.123	29.075	177.3	
2	2'02.069	29.278	25.046	38.528	29.217	224.5	
3	2'03.919 *	29.565	25.636*	38.709	30.009	225.4	
4	2'03.366	30.353	25.163	38.613	29.237	214.7	
5	2'02.569 *	29.857	25.118	38.394*	29.200	227.3	
6	2'01.937	29.566	25.046	38.200	29.125	222.2	
7	2'01.810	29.382	25.446	38.055	28.927	225.9	
8	2'02.106	29.800	25.010	38.071	29.225	223.1	
9	2'01.921 *	29.545	24.979*	38.332	29.065	219.0	
10	2'02.702	29.656	24.864	38.772	29.410	226.8	
11	2'02.838 *	29.897	24.859	38.652	29.430*	220.4	
12	2'03.815	29.756	24.912	39.251	29.896	222.2	
13	2'03.799 *	30.362	25.356	38.344	29.737*	215.5	
14	2'05.437	29.746	25.244	40.069	30.378	221.3	
15	2'16.206	30.014	25.315	48.067	32.810	225.4	

18th 14 Cormac BUCHANA		Red Bull MotoGP Roo NZE					
		Runs=1	Total laps=15	Full laps=14			
1	2'13.951	39.279	26.172	39.047	29.453	182.1	
2	2'04.175	30.355	25.384	38.732	29.704	223.6	
3	2'04.931	30.442	25.670	39.002	29.817	217.7	
4	2'04.480	30.223	25.504	38.890	29.863	216.8	
5	2'04.351	29.988	25.497	38.901	29.965	216.0	
6	2'04.567	30.107	25.509	39.003	29.948	213.8	

Fastest Lap: Sho NISHIMURA Red Bull MotoGP Roo JPN **2'01.253** 29.175 24.894 38.372 28.812

DORNA DATA PROCESSING TIMING SERVICE DORNA DATA PROCESSING TIMING SERVICE DORNA DATA PROCESSING TIMING SERVICE DORNA DATA PROCESSING TIMING SERVICE DORNA DATA PROCESSING TIMING SERVICE DORNA DATA PROCESSING TIMING SERVICE DORNA DATA PROCCESSS




5245 m.

GRAN PREMIO D'ITALIA OAKLEY

Race Nr. 2

Fastest Lap of Each Rider

	Rider	Nation	Team	Motorcycle	Time	Lap	Total	Gap
1	13 Sho NISHIMURA	JPN	Red Bull MotoGP Rookies Cup	KTM	2'01.253	9	15	
2	96 Daniel HOLGADO	SPA	Red Bull MotoGP Rookies Cup	KTM	2'01.393	5	15	0.140 0.140
3	77 Filippo FARIOLI	ITA	Red Bull MotoGP Rookies Cup	KTM	2'01.488	7	15	0.235 0.095
4	72 Taiyo FURUSATO	JPN	Red Bull MotoGP Rookies Cup	KTM	2'01.519	6	15	0.266 0.031
5	58 Luca LUNETTA	ITA	Red Bull MotoGP Rookies Cup	KTM	2'01.529	7	15	0.276 0.010
6	64 David MUÑOZ	SPA	Red Bull MotoGP Rookies Cup	KTM	2'01.645	5	15	0.392 0.116
7	28 Matteo BERTELLE	ITA	Red Bull MotoGP Rookies Cup	KTM	2'01.660	6	15	0.407 0.015
8	19 Scott OGDEN	GBR	Red Bull MotoGP Rookies Cup	KTM	2'01.683	6	15	0.430 0.023
9	21 Demis MIHAILA	ITA	Red Bull MotoGP Rookies Cup	KTM	2'01.713	5	15	0.460 0.030
10	89 Marcos URIARTE	SPA	Red Bull MotoGP Rookies Cup	KTM	2'01.727	9	15	0.474 0.014
11	80 David ALONSO	COL	Red Bull MotoGP Rookies Cup	KTM	2'01.747	9	15	0.494 0.020
12	92 Diogo MOREIRA	BRA	Red Bull MotoGP Rookies Cup	KTM	2'01.760	9	15	0.507 0.013
13	95 Collin VEIJER	NED	Red Bull MotoGP Rookies Cup	KTM	2'01.767	8	15	0.514 0.007
14	5 Tatchakorn BUASRI	THA	Red Bull MotoGP Rookies Cup	KTM	2'01.784	5	15	0.531 0.017
15	24 Ivan ORTOLÁ	SPA	Red Bull MotoGP Rookies Cup	KTM	2'01.802	8	15	0.549 0.018
16	7 Daniel MUÑOZ	SPA	Red Bull MotoGP Rookies Cup	KTM	2'01.810	7	15	0.557 0.008
17	23 Alex MILLAN	SPA	Red Bull MotoGP Rookies Cup	KTM	2'02.219	8	15	0.966 0.409
18	9 Freddie HEINRICH	GER	Red Bull MotoGP Rookies Cup	KTM	2'03.882	5	15	2.629 1.663
19	78 Jakob ROSENTHALER	AUT	Red Bull MotoGP Rookies Cup	KTM	2'03.961	5	15	2.708 0.079
20	39 Bartholomé PERRIN	FRA	Red Bull MotoGP Rookies Cup	KTM	2'04.045	4	15	2.792 0.084
21	14 Cormac BUCHANAN	NZE	Red Bull MotoGP Rookies Cup	KTM	2'04.175	2	15	2.922 0.130
22	42 Soma GÖRBE	HUN	Red Bull MotoGP Rookies Cup	KTM	2'04.213	2	5	2.960 0.038

<i>Num</i>	<i>Lap Time</i>	<i>Gap</i>
23	2'06.339	3.196
78	2'04.753	27.407
39	2'05.143	27.487
14	2'04.986	27.613
9	2'05.358	27.668

Lap 14

28	2'05.144	
64	2'05.048	0.135
24	2'05.141	0.163
96	2'05.266	0.254
89	2'05.331	0.270
72	2'05.011	0.290
80	2'05.086	0.320
95	2'05.376	0.654
7	2'05.437	0.668
13	2'04.715	0.707
5	2'05.710	0.725
19	2'05.306	0.745
21	2'05.069	0.761
77	2'05.108	0.793
23	2'02.790	0.804
92	2'06.005	0.823
58	2'05.434	0.952
39	2'05.264	27.569
78	2'05.347	27.572
9	2'05.098	27.584
14	2'05.237	27.668

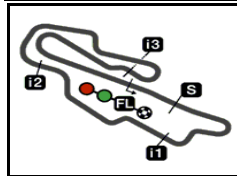
Lap 15

64	2'02.139	
80	2'01.988	0.034
24	2'02.153	0.042
96	2'02.077	0.057
89	2'02.140	0.136
28	2'02.447	0.173
95	2'03.276	1.656
5	2'03.454	1.905
77	2'03.428	1.947
58	2'03.602	2.280
13	2'03.931	2.364
23	2'03.862	2.392
19	2'03.927	2.398
72	2'04.394	2.410
92	2'03.930	2.479
21	2'04.226	2.713
7	2'16.206	14.600
14	2'04.424	29.818
78	2'04.749	30.047
39	2'04.776	30.071
9	2'04.944	30.254

Lapped rider

DORNA DATA PROCESSING TIMING SERVICE DORNA DATA PROCESSING TIMING SERVICE DORNA DATA PROCESSING TIMING SERVICE DORNA DATA PROCESSING TIMING SERVICE DORNA DATA PROCESSING TIMING SERVICE DORNA DATA PROCESSING TIMING SERVICE DORNA DATA PROCESSING TIMING SERVICE DORNA DATA PROCESSING TIMING SERVICE DORNA DATA PROCCEESSS

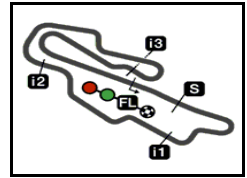




5245 m.

GRAN PREMIO D'ITALIA OAKLEY*After the Race Nr. 2***Event Best Maximum Speed****RookiesCup**

Rider	Nation Team	Motorcycle	Km/h	
95 Collin VEIJER	NED Red Bull MotoGP Rookies Cup	KTM	230.2	Race Nr. 2
19 Scott OGDEN	GBR Red Bull MotoGP Rookies Cup	KTM	230.2	Race Nr. 2
28 Matteo BERTELLE	ITA Red Bull MotoGP Rookies Cup	KTM	229.7	Race Nr. 2
5 Tatchakorn BUASRI	THA Red Bull MotoGP Rookies Cup	KTM	229.2	Race Nr. 2
13 Sho NISHIMURA	JPN Red Bull MotoGP Rookies Cup	KTM	228.8	Race Nr. 2
58 Luca LUNETTA	ITA Red Bull MotoGP Rookies Cup	KTM	228.8	Race Nr. 2
72 Taiyo FURUSATO	JPN Red Bull MotoGP Rookies Cup	KTM	228.3	Race Nr. 2
77 Filippo FARIOLI	ITA Red Bull MotoGP Rookies Cup	KTM	227.8	Race Nr. 2
21 Demis MIHAILA	ITA Red Bull MotoGP Rookies Cup	KTM	227.8	Race Nr. 2
7 Daniel MUÑOZ	SPA Red Bull MotoGP Rookies Cup	KTM	227.3	Race Nr. 2
23 Alex MILLAN	SPA Red Bull MotoGP Rookies Cup	KTM	226.8	Race Nr. 2
89 Marcos URIARTE	SPA Red Bull MotoGP Rookies Cup	KTM	226.4	Race Nr. 2
92 Diogo MOREIRA	BRA Red Bull MotoGP Rookies Cup	KTM	225.0	Race Nr. 2
80 David ALONSO	COL Red Bull MotoGP Rookies Cup	KTM	224.0	Race Nr. 2
24 Ivan ORTOLÁ	SPA Red Bull MotoGP Rookies Cup	KTM	224.0	Race Nr. 2
14 Cormac BUCHANAN	NZE Red Bull MotoGP Rookies Cup	KTM	223.6	Race Nr. 2
96 Daniel HOLGADO	SPA Red Bull MotoGP Rookies Cup	KTM	222.2	Race Nr. 2
34 Mario AJI	INA Red Bull MotoGP Rookies Cup	KTM	221.3	Race Nr. 2
64 David MUÑOZ	SPA Red Bull MotoGP Rookies Cup	KTM	219.9	Race Nr. 2
42 Soma GÖRBE	HUN Red Bull MotoGP Rookies Cup	KTM	216.8	Race Nr. 2
9 Freddie HEINRICH	GER Red Bull MotoGP Rookies Cup	KTM	216.4	Race Nr. 2
39 Bartholomé PERRIN	FRA Red Bull MotoGP Rookies Cup	KTM	216.4	Race Nr. 2
78 Jakob ROSENTHALER	AUT Red Bull MotoGP Rookies Cup	KTM	215.5	Race Nr. 2
8 Eddie O'SHEA	GBR Red Bull MotoGP Rookies Cup	KTM	184.3	Race Nr. 2



5245 m.

2021 Riders Performance

(Qualifying Position - Starting Position - Race Position)

	Rider	Points	POR	POR	SPA	SPA	ITA	ITA	GER	GER	STY	STY	AUT	AUT	ARA	ARA				
1	MUÑOZ David	103	3	3	7	7	10	10												
			3-5	3-4	7-1	7-7	10-2	10-1	-	-	-	-	-	-	-	-	-	-	-	-
2	ALONSO David	100	5	5	1	1	13	13												
			5-1	5-1	1-7	1-8	13-4	13-2	-	-	-	-	-	-	-	-	-	-	-	-
3	HOLGADO Daniel	94	6	6	2	2	3	3												
			6-4	6-2	2-4	2-1	3-6	3-4	-	-	-	-	-	-	-	-	-	-	-	-
4	MOREIRA Diogo	81	1	1	3	3	8	8												
			1-2	1-8	3-3	3-2	8-3	8-15	-	-	-	-	-	-	-	-	-	-	-	-
5	ORTOLÁ Ivan	62	9	9	6	6	2	2												
			9-6	9-6	6-2	6-NC	2-10	2-3	-	-	-	-	-	-	-	-	-	-	-	-
6	MILLAN Alex	52	2	2	5	5	4	4												
			2-7	2-3	5-9	5-3	4-NL	4-12	-	-	-	-	-	-	-	-	-	-	-	-
7	BERTELLE Matteo	50	8	8	11	11	6	6												
			8-NC	8-5	11-11	11-4	6-5	6-6	-	-	-	-	-	-	-	-	-	-	-	-
8	URIARTE Marcos	49	4	4	8	8	1	1												
			4-3	4-9	8-5	8-NC	1-12	1-5	-	-	-	-	-	-	-	-	-	-	-	-
9	MUÑOZ Daniel	41	13	13	12	12	9	9												
			13-8	13-12	12-6	12-6	9-7	9-17	-	-	-	-	-	-	-	-	-	-	-	-
10	AJI Mario	36	15	15	9	9	5	5												
			15-12	15-11	9-8	9-5	5-8	5-NC	-	-	-	-	-	-	-	-	-	-	-	-
11	VEIJER Collin	35	7	7	10	10	7	7												
			7-10	7-7	10-10	10-NC	7-11	7-7	-	-	-	-	-	-	-	-	-	-	-	-
12	FURUSATO Taiyo	27					19	19												
			-	-	-	-	19-1	18-14	-	-	-	-	-	-	-	-	-	-	-	-
13	OGDEN Scott	27	11	11	14	14	11	11												
			11-9	11-10	14-15	14-9	11-13	11-13	-	-	-	-	-	-	-	-	-	-	-	-

NC=Not classified NL=Not finished first lap NP=Not started race re-start N2=Not finished first lap race re-start EX=Excluded NS=Not Started DS=Disqualified

DORNA DATA PROCESSING TIMING SERVICE DORNA DATA PROCESSING TIMING SERVICE DORNA DATA PROCESSING TIMING SERVICE DORNA DATA PROCESSING TIMING SERVICE DORNA DATA PROCESSING TIMING SERVICE DORNA DATA PROCESSING TIMING SERVICE DORNA DATA PROCESSING TIMING SERVICE DORNA DATA PROCESSING TIMING SERVICE DORNA DATA PROCESSING TIMING SERVICE DORNA DATA PROCESSING TIMING SERVICE DORNA DATA PROCESSING TIMING SERVICE DORNA DATA PROCCESSS



2021 Riders Performance

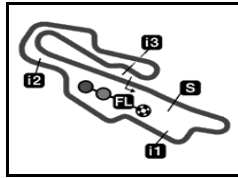
RookiesCup Race Nr.

Rider	Points	POR	POR	SPA	SPA	ITA	ITA	GER	GER	STY	STY	AUT	AUT	ARA	ARA					
14 BUASRI Tatchakorn	24	12	12	17	17	17	17													
		12-13	12-NC	17-13	17-13	17-9	16-8	-	-	-	-	-	-	-	-	-	-	-	-	-
15 FARIOLI Filippo	12	14	14	4	4	14	14													
		14-11	14-18	4-16	4-NC	14-20	14-9	-	-	-	-	-	-	-	-	-	-	-	-	-
16 DETTWILER Noah	12	18	18	15	15	15	15													
		18-17	18-NC	15-12	15-10	15-14	-NS	-	-	-	-	-	-	-	-	-	-	-	-	-
17 NISHIMURA Sho	12	19	19	13	13	18	18													
		19-14	19-16	13-18	13-11	18-18	17-11	-	-	-	-	-	-	-	-	-	-	-	-	-
18 LUNETTA Luca	8	22	22	18	18	12	12													
		22-16	21-NC	18-14	18-19	12-16	12-10	-	-	-	-	-	-	-	-	-	-	-	-	-
19 VOIGHT Harrison	7	10	10	16	16															
		10-19	10-13	16-17	16-12	-	-	-	-	-	-	-	-	-	-	-	-	-	-	-
20 ROSENTHALER Jakob	4	16	16	24	24	21	21													
		16-15	16-15	23-NC	24-14	21-19	20-19	-	-	-	-	-	-	-	-	-	-	-	-	-
21 HEINRICH Freddie	2	21	21	23	23	20	20													
		21-20	20-14	22-19	23-NC	20-NL	19-21	-	-	-	-	-	-	-	-	-	-	-	-	-
22 MIHAILA Demis	1	17	17	21	21	16	16													
		17-18	17-17	21-20	21-16	16-15	15-16	-	-	-	-	-	-	-	-	-	-	-	-	-
23 O'SHEA Eddie	1	23	23	19	19	23	23													
		23-21	22-19	19-23	19-15	23-22	22-NL	-	-	-	-	-	-	-	-	-	-	-	-	-
24 GÖRBE Soma	0	25	25	20	20	22	22													
		25-NC	24-21	20-NC	20-17	22-17	21-NC	-	-	-	-	-	-	-	-	-	-	-	-	-
25 BUCHANAN Cormac	0	24	24	25	25	25	25													
		24-22	23-20	24-22	25-18	25-23	24-18	-	-	-	-	-	-	-	-	-	-	-	-	-
26 PERRIN Bartholomé	0	26	26	22	22	24	24													
		26-NC	25-NC	25-21	22-20	24-21	23-20	-	-	-	-	-	-	-	-	-	-	-	-	-

NC=Not classified NL=Not finished first lap NP=Not started race re-start N2=Not finished first lap race re-start EX=Excluded NS=Not Started DS=Disqualified

DORNA DATA PROCESSING TIMING SERVICE DORNA DATA PROCESSING TIMING SERVICE DORNA DATA PROCESSING TIMING SERVICE DORNA DATA PROCESSING TIMING SERVICE DORNA DATA PROCESSING TIMING SERVICE DORNA DATA PROCESSING TIMING SERVICE DORNA DATA PROCESSING TIMING SERVICE DORNA DATA PROCESSING TIMING SERVICE DORNA DATA PROCESSING TIMING SERVICE DORNA DATA PROCESSING TIMING SERVICE DORNA DATA PROCESSING TIMING SERVICE DORNA DATA PROCESSING TIMING SERVICE DORNA DATA PROCCESSES





5245 m.

GRAN PREMIO D'ITALIA OAKLEY

Championship Classification

Rider	Nation	Points	POR	POR	SPA	SPA	ITA	ITA	GER	GER	STY	STY	AUT	AUT	ARA	ARA
1 MUÑOZ David	SPA	103	11	13	25	9	20	25								
2 ALONSO David	COL	100	25	25	9	8	13	20								
3 HOLGADO Daniel	SPA	94	13	20	13	25	10	13								
4 MOREIRA Diogo	BRA	81	20	8	16	20	16	1								
5 ORTOLÁ Ivan	SPA	62	10	10	20	-	6	16								
6 MILLAN Alex	SPA	52	9	16	7	16	-	4								
7 BERTELLE Matteo	ITA	50	-	11	5	13	11	10								
8 URIARTE Marcos	SPA	49	16	7	11	-	4	11								
9 MUÑOZ Daniel	SPA	41	8	4	10	10	9	0								
10 AJI Mario	INA	36	4	5	8	11	8	-								
11 VEIJER Collin	NED	35	6	9	6	-	5	9								
12 FURUSATO Taiyo	JPN	27	-	-	-	-	25	2								
13 OGDEN Scott	GBR	27	7	6	1	7	3	3								
14 BUASRI Tatchakorn	THA	24	3	-	3	3	7	8								
15 FARIOLI Filippo	ITA	12	5	0	0	-	0	7								
16 DETTWILER Noah	SWI	12	0	-	4	6	2	-								
17 NISHIMURA Sho	JPN	12	2	0	0	5	0	5								
18 LUNETTA Luca	ITA	8	0	-	2	0	0	6								
19 VOIGHT Harrison	AUS	7	0	3	0	4	-	-								
20 ROSENTHALER Jakob	AUT	4	1	1	-	2	0	0								
21 HEINRICH Freddie	GER	2	0	2	0	-	-	0								
22 MIHAILA Demis	ITA	1	0	0	0	0	1	0								
23 O'SHEA Eddie	GBR	1	0	0	0	1	0	-								
24 GÖRBE Soma	HUN	0	-	0	-	0	0	-								
25 BUCHANAN Cormac	NZE	0	0	0	0	0	0	0								
26 PERRIN Bartholomé	FRA	0	-	-	0	0	0	0								

DORNA DATA PROCESSING TIMING SERVICE DORNA DATA PROCESSING TIMING SERVICE DORNA DATA PROCESSING TIMING SERVICE DORNA DATA PROCESSING TIMING SERVICE DORNA DATA PROCESSING TIMING SERVICE DORNA DATA PROCESSING TIMING SERVICE DORNA DATA PROCESSING TIMING SERVICE DORNA DATA PROCESSING TIMING SERVICE DORNA DATA PROCESSING TIMING SERVICE

