

8 - 9 May

CIRCUIT RICARDO TORMO

FIM CEV REPSOL 2021

FIM CEV REPSOL Circuit Ricardo Tormo

7-8-9 MAY 2021

Circuit Ricardo Tormo

Length: 4005 metros

Results Qualifying Practice 2 GA Hawkerc ETC

Pos.	N.	Rider	Team	Motorcycle	Nat.	Best Lap	iL	Laps	Gap	Interval	Speed	Tyr.	Cat.
1	28	MARTÍNEZ, Máximo	TEAM HONDA LAGLISSE	Honda	SPA	01:42,587	12	16			140,54		ETC
2	18	PIQUERAS, Angel	ESTRELLA GALICIA 0.0	Honda	SPA	01:42,883	19	20	00:00,296	00:00,296	140,14		ETC
3	10	CRUCES, Adrián	CUNA DE CAMPEONES	Honda	SPA	01:43,113	17	18	00:00,526	00:00,230	139,83		ETC
4	54	FERRÁNDEZ, Alberto	MT-FOUNDATION 77	Honda	SPA	01:43,148	12	15	00:00,561	00:00,035	139,78		ETC
5	51	URIARTE, Brian	TEAM ESTRELLA GALICIA 0.0	Honda	SPA	01:43,185	20	20	00:00,598	00:00,037	139,73		ETC
6	12	ROULSTONE, Jacob	LEOPARD IMPALA JUNIO	Honda	AUS	01:43,446	8	16	00:00,859	00:00,261	139,38		ETC
7	47	BOGGIO, Edoardo M.	ASPAR TEAM	Honda	ITA	01:43,469	14	14	00:00,882	00:00,023	139,35		ETC
8	36	MOHD SHARIL, Sharul E.	LIQUI MOLY INTACT SIC RAC	Honda	MAL	01:43,914	4	16	00:01,327	00:00,445	138,75		ETC
9	26	ALSINA, Pau	ARTBOX	Honda	SPA	01:43,946	14	16	00:01,359	00:00,032	138,71		ETC
10	5	PAWELEC, Oleg M.	WOJCIK JUNIOR RACING TEAM	Honda	POL	01:43,965	16	16	00:01,378	00:00,019	138,68		ETC
11	25	PÉREZ, Gonzalo	FINETWORK HAWKERS JUNIOR	Honda	SPA	01:44,235	11	12	00:01,648	00:00,270	138,32		ETC
12	81	PARRILLA, César	FAU55 TEY RACING	Honda	SPA	01:44,658	10	11	00:02,071	00:00,423	137,76		ETC
13	43	BRINTON, A. D.	IGAX TEAM	Honda	GBR	01:44,712	10	18	00:02,125	00:00,054	137,69		ETC
14	19	SOLÁ, Pol	ASPAR TEAM	Honda	SPA	01:44,930	13	13	00:02,343	00:00,218	137,41		ETC
15	73	RIBEIRO, Gonçalo	LOUSAESTRADAS	Honda	POR	01:45,199	17	18	00:02,612	00:00,269	137,05		ETC
16	17	COLLINS, Torin	TEAM MTA	Honda	CAN	01:45,200	9	20	00:02,613	00:00,001	137,05		ETC
17	7	PICCOLO, Flavio M.	TEAM HONDA LAGLISSE	Honda	ITA	01:45,303	14	16	00:02,716	00:00,103	136,92		ETC
18	37	TINKER, Corey	SIC58 SQUADRA CORSE	Honda	GBR	01:45,528	16	17	00:02,941	00:00,225	136,63		ETC
19	57	GARNESS, Johnny	KRP	Honda	GBR	01:46,133	2	3	00:03,546	00:00,605	135,85		ETC
20	84	GOURDON, Theo	LEOPARD IMPALA JUNIO	Honda	FRA	01:46,435	10	14	00:03,848	00:00,302	135,46		ETC
21	88	GIABBANI, Clément	EQUIPE DE FRANCE FFM	Honda	FRA	01:46,657	10	12	00:04,070	00:00,222	135,18		ETC
22	2	FOURTHIOTIS, S.	FIFTY MOTORSPORT	Honda	GRE	01:47,824	13	18	00:05,237	00:01,167	133,72		ETC
23	77	QUINTANS, Leandro	FIRST BIKE ACADEMY	Honda	FRA	01:48,530	4	20	00:05,943	00:00,706	132,85		ETC
Not Classified: 01:48,614													
.	20	VAN TRIGT, Owen	LARRESPORT	Honda	NED	START	1	3					ETC

Circuit Ricardo Tormo

 Final Official Provisional Official

Length: 4005 m. Hour: 14:34

JURY:

C.of the Course:

C.Timekeeper:

Hour:

Hour:

08/05/2021

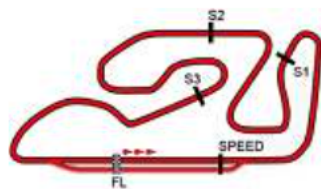
Hour: 15:19:48



HEADQUARTERS - Príncipe de Vergara, 183 - 28002 Madrid - Tel: +34 91 782 02 20

www.fimcevrepsol.com

Master Timing, Sport Timing Systems, cronometrajes.es - mastertiming.es by Eventronic www.eventronic.es 19FJAP63



FIM CEV REPSOL Circuit Ricardo Tormo

7-8-9 MAY 2021

Circuit Ricardo Tormo
Length: 4005 metros

Combined

Hawkers ETC

Pos.	N.	Rider	Team	Motorcycle	Nat.	Time	Gap	Qualif. 1	iL	nL	Qualif. 2	iL	nL	TL	Tyr.	Cat.
1	28	MARTÍNEZ, Máximo	TEAM HONDA LAGLISSE	Honda	SPA	01:42,301		01:42,301	4	13	01:42,587	12	16	29		ETC
2	12	ROULSTONE, Jacob	LEOPARD IMPALA JUNIO	Honda	AUS	01:42,520	00:00,219	01:42,520	10	16	01:43,446	8	16	32		ETC
3	10	CRUCES, Adrián	CUNA DE CAMPEONES	Honda	SPA	01:42,713	00:00,412	01:42,713	16	17	01:43,113	17	18	35		ETC
4	54	FERRÁNDEZ, Alberto	MT-FOUNDATION 77	Honda	SPA	01:42,846	00:00,545	01:42,846	9	15	01:43,148	12	15	30		ETC
5	18	PIQUERAS, Angel	ESTRELLA GALICIA 0,0	Honda	SPA	01:42,846	00:00,545	01:42,846	18	20	01:42,883	19	20	40		ETC
6	26	ALSINA, Pau	ARTBOX	Honda	SPA	01:42,888	00:00,587	01:42,888	15	16	01:43,946	14	16	32		ETC
7	51	URIARTE, Brian	TEAM ESTRELLA GALICIA 0.0	Honda	SPA	01:43,185	00:00,884	01:43,247	18	18	01:43,185	20	20	38		ETC
8	81	PARRILLA, César	FAU55 TEY RACING	Honda	SPA	01:43,405	00:01,104	01:43,405	18	18	01:44,658	10	11	29		ETC
9	47	BOGGIO, Edoardo M.	ASPAR TEAM	Honda	ITA	01:43,469	00:01,168	01:43,600	8	15	01:43,469	14	14	29		ETC
10	36	MOHD SHARIL, Sharul E.	LIQUI MOLY INTACT SIC RAC	Honda	MAL	01:43,490	00:01,189	01:43,490	7	15	01:43,914	4	16	31		ETC
11	19	SOLÁ, Pol	ASPAR TEAM	Honda	SPA	01:43,565	00:01,264	01:43,565	10	13	01:44,930	13	13	26		ETC
12	17	COLLINS, Torin	TEAM MTA	Honda	CAN	01:43,635	00:01,334	01:43,635	11	18	01:45,200	9	20	38		ETC
13	25	PÉREZ, Gonzalo	FINETWORK HAWKERS JUNIOR	Honda	SPA	01:43,755	00:01,454	01:43,755	10	17	01:44,235	11	12	29		ETC
14	5	PAWELEC, Oleg M.	WOJCIK JUNIOR RACING TEAM	Honda	POL	01:43,896	00:01,595	01:43,896	17	18	01:43,965	16	16	34		ETC
15	43	BRINTON, A. D.	IGAX TEAM	Honda	GBR	01:44,064	00:01,763	01:44,064	10	19	01:44,712	10	18	37		ETC
16	57	GARNESS, Johnny	KRP	Honda	GBR	01:44,461	00:02,160	01:44,461	3	4	01:46,133	2	3	7		ETC
17	73	RIBEIRO, Gonçalo	LOUSAESTRADAS	Honda	POR	01:45,072	00:02,771	01:45,072	11	17	01:45,199	17	18	35		ETC
18	20	VAN TRIGT, Owen	LARRESPORT	Honda	NED	01:45,283	00:02,982	01:45,283	16	16				16		ETC
19	7	PICCOLO, Flavio M.	TEAM HONDA LAGLISSE	Honda	ITA	01:45,303	00:03,002	01:45,378	9	16	01:45,303	14	16	32		ETC
20	37	TINKER, Corey	SIC58 SQUADRA CORSE	Honda	GBR	01:45,528	00:03,227	01:45,553	3	9	01:45,528	16	17	26		ETC
21	84	GOURDON, Theo	LEOPARD IMPALA JUNIO	Honda	FRA	01:45,560	00:03,259	01:45,560	12	13	01:46,435	10	14	27		ETC
22	88	GIABBANI, Clément	EQUIPE DE FRANCE FFM	Honda	FRA	01:45,764	00:03,463	01:45,764	10	13	01:46,657	10	12	25		ETC
23	2	FOURTHIOTIS, S.	FIFTY MOTORSPORT	Honda	GRE	01:47,470	00:05,169	01:47,470	12	14	01:47,824	13	18	32		ETC
24	77	QUINTANS, Léandro	FIRST BIKE ACADEMY	Honda	FRA	01:48,530	00:06,229	01:48,604	15	15	01:48,530	4	20	35		ETC

Circuit Ricardo Tormo

Final Official

Provisional Official

Length: 4005

Hour: 14:35:00

JURY:

Hour:

C.of the Course:

Hour:

08/05/2021

C.Timekeeper:

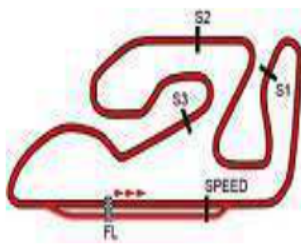
Hour: 15:26:03



HEADQUARTERS - Príncipe de Vergara, 183 - 28002 Madrid - Tel: +34 91 782 02 20

www.fimcevrepsol.com

Master Timing, Sport Timing Systems, cronometrajes.es - mastertiming.es by Eventronic www.eventronic.es 19FJAP63



Circuit Ricardo Tormo

FIM CEV REPSOL Circuit Ricardo Tormo

ANALYSIS / SECTORS Qualifying Practice 2 GA Hawkers ETC

2		FOURTHIOTIS,S. GRE		FIFTY MOTORSPORT			
Lap Time		Sector 1	Sector 2	Sector 3	Sector 4	V.Max	Hour
1 START		00:38,427	00:28,743	00:25,610	00:29,581		14:37:01
2 01:48,837		00:25,612	00:28,602	00:24,915	00:29,708	185,67	14:38:50
3 01:48,192		00:25,313	00:28,335	00:25,014	00:29,530	184,62	14:40:38
4 01:48,136		00:25,247	00:28,574	00:24,534	00:29,781	188,92	14:42:26
5 01:48,048		00:25,301	00:28,297	00:24,920	00:29,530	186,74	14:44:15
6 01:47,838		00:25,257	00:28,152	00:24,702	00:29,727	185,14	14:46:02
7 01:47,951		00:25,314	00:28,200	00:24,726	00:29,711	184,09	14:47:50
8 01:48,044		00:25,301	00:28,091	00:24,707	00:29,945	183,57	14:49:38
9 PIT		00:25,679	00:28,451	00:24,883	00:41,022	183,57	14:51:38
10 09:31,590		08:08,323	00:28,610	00:24,814	00:29,843		15:01:10
11 01:48,759		00:25,871	00:28,389	00:24,824	00:29,675	185,14	15:02:59
12 01:48,262		00:25,434	00:28,268	00:24,954	00:29,606	183,57	15:04:47
13 01:47,824		00:25,182	00:28,260	00:24,667	00:29,715	184,09	15:06:35
14 01:47,969		00:25,294	00:28,084	00:24,747	00:29,844	184,09	15:08:23
15 01:48,163		00:25,342	00:28,215	00:24,670	00:29,936	184,62	15:10:11
16 01:48,734		00:25,476	00:28,502	00:24,813	00:29,943	181,51	15:12:00
17 01:48,018		00:25,509	00:28,102	00:24,676	00:29,731	181,51	15:13:48
18 01:48,508		00:25,587	00:28,293	00:24,855	00:29,773	182,02	15:15:36

5		PAWELEC,Oleg M. POL		WOJCIK JUNIOR RACING TEAM			
Lap Time		Sector 1	Sector 2	Sector 3	Sector 4	V.Max	Hour
1 START		00:28,031	00:29,139	00:24,975	00:29,505		14:36:51
2 01:46,910		00:25,282	00:27,927	00:24,475	00:29,226	181,51	14:38:38
3 01:44,498		00:24,645	00:27,245	00:23,969	00:28,639	184,09	14:40:22
4 NULL		00:24,588	00:27,117	00:24,012	00:28,832	183,57	14:42:07
5 NULL		00:24,854	00:27,405	00:28,263	00:29,047	183,57	14:43:56
6 01:44,450		00:24,557	00:27,068	00:24,051	00:28,774	183,57	14:45:41
7 01:44,250		00:24,454	00:27,122	00:23,822	00:28,852	184,62	14:47:25
8 PIT		00:24,801	00:28,260	00:24,799	00:34,847	183,05	14:49:18
9 13:46,376		12:22,454	00:29,328	00:25,046	00:29,548		15:03:04
10 NULL		00:25,411	00:27,802	00:29,497	00:29,936	181,01	15:04:57
11 NULL		00:25,030	00:27,991	00:27,734	00:29,898	181,01	15:06:47
12 01:49,986		00:25,120	00:28,528	00:27,372	00:28,966	181,01	15:08:37
13 01:45,929		00:24,536	00:28,251	00:24,081	00:29,061	190,03	15:10:23
14 NULL		00:24,604	00:27,290	00:23,996	00:28,880	185,14	15:12:08
15 01:44,766		00:24,634	00:27,482	00:23,911	00:28,739	191,15	15:13:53
16 01:43,965		00:24,494	00:26,953	00:23,982	00:28,536	185,67	15:15:37

7		PICCOLO,Flavio M. ITA		TEAM HONDA LAGLISSE			
Lap Time		Sector 1	Sector 2	Sector 3	Sector 4	V.Max	Hour
1 START		00:38,511	00:28,839	00:25,510	00:29,822		14:37:02
2 NULL		00:25,977	00:28,583	00:25,042	00:30,935	190,59	14:38:52
3 01:46,376		00:24,854	00:27,857	00:24,555	00:29,110	194,59	14:40:39
4 01:46,372		00:25,018	00:27,969	00:24,359	00:29,026	193,43	14:42:25
5 01:45,443		00:24,620	00:27,577	00:24,337	00:28,909	193,43	14:44:10
6 PIT		00:25,362	00:28,353	00:24,898	00:36,223	190,59	14:46:05
7 NULL		06:18,673	00:28,280	00:25,507	00:30,424		14:53:48
8 01:46,806		00:25,108	00:28,118	00:24,582	00:28,998	183,57	14:55:35
9 NULL		00:24,720	00:27,609	00:24,425	00:29,413	188,37	14:57:21
10 01:46,192		00:24,672	00:27,704	00:24,507	00:29,309	190,03	14:59:07
11 PIT		00:25,904	00:28,316	00:24,833	00:33,855	184,09	15:01:00
12 PIT		04:41,952	00:33,574	00:38,155	00:48,952		15:07:43
13 02:22,990		01:01,278	00:28,525	00:24,271	00:28,916		15:10:06

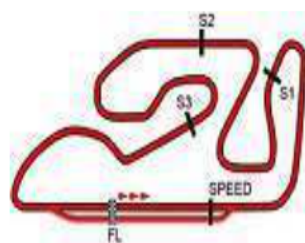
14	01:45,303	00:24,642	00:27,627	00:24,004	00:29,030	187,83	15:11:51
15	NULL	00:24,533	00:27,422	00:24,064	00:28,875	188,37	15:13:36
16	NULL	00:24,797	00:27,484	00:24,067	00:28,937	185,67	15:15:21

10		CRUCES,Adrian SPA		CUNA DE CAMPEONES			
Lap Time		Sector 1	Sector 2	Sector 3	Sector 4	V.Max	Hour
1 START		00:34,120	00:28,650	00:24,710	00:28,921		14:36:55
2 01:44,548		00:24,363	00:27,745	00:23,893	00:28,547	186,74	14:38:40
3 01:47,231		00:24,294	00:26,953	00:23,645	00:32,339	186,74	14:40:27
4 01:44,590		00:24,743	00:27,100	00:23,940	00:28,807	179,50	14:42:12
5 01:43,676		00:24,382	00:27,030	00:23,770	00:28,494	184,62	14:43:55
6 01:43,703		00:24,317	00:27,048	00:23,787	00:28,551	185,67	14:45:39
7 01:43,760		00:24,314	00:26,990	00:23,668	00:28,788	186,21	14:47:23
8 01:44,190		00:24,290	00:27,047	00:23,865	00:28,988	187,28	14:49:07
9 01:43,334		00:24,302	00:26,861	00:23,631	00:28,540	186,21	14:50:50
10 PIT		00:25,689	00:27,670	00:24,282	00:34,422	185,67	14:52:42
11 10:37,266		09:17,431	00:27,455	00:23,903	00:28,477		15:03:20
12 01:43,268		00:24,261	00:26,947	00:23,621	00:28,439	186,21	15:05:03
13 NULL		00:27,034	00:27,749	00:23,962	00:29,939	185,67	15:06:52
14 01:44,939		00:24,160	00:27,305	00:24,043	00:29,431	190,59	15:08:37
15 NULL		00:24,264	00:27,419	00:26,594	00:28,940	195,18	15:10:24
16 NULL		00:24,040	00:27,193	00:23,539	00:28,471	188,92	15:12:07
17 01:43,113		00:24,200	00:26,818	00:23,914	00:28,181	192,86	15:13:50
18 01:43,271		00:24,142	00:27,014	00:23,715	00:28,400	194,01	15:15:33

12		ROULSTONE,Jacob AUS		LEOPARD IMPALA JUNIO			
Lap Time		Sector 1	Sector 2	Sector 3	Sector 4	V.Max	Hour
1 START		01:49,660	00:30,218	00:29,034	00:29,519		14:38:17
2 01:44,054		00:24,545	00:27,081	00:23,942	00:28,486	186,21	14:40:01
3 01:43,661		00:24,271	00:27,078	00:23,807	00:28,505	188,92	14:41:45
4 01:43,941		00:24,335	00:27,195	00:23,794	00:28,617	185,14	14:43:29
5 01:43,607		00:24,311	00:26,950	00:23,867	00:28,479	186,21	14:45:13
6 PIT		00:24,172	00:27,102	00:24,661	00:36,797	186,21	14:47:05
7 09:16,590		07:49,383	00:30,194	00:28,204	00:28,809		14:56:22
8 01:43,446		00:24,318	00:27,001	00:23,747	00:28,380	185,67	14:58:05
9 01:43,626		00:24,414	00:27,021	00:23,716	00:28,475	188,92	14:59:49
10 01:44,747		00:24,333	00:27,884	00:23,904	00:28,626	186,21	15:01:34
11 PIT		00:24,350	00:27,402	00:24,105	00:32,646	190,59	15:03:22
12 NULL		03:49,250	00:29,980	00:24,599	00:30,012		15:08:36
13 01:49,717		00:26,366	00:27,947	00:26,867	00:28,537	195,77	15:10:26
14 02:07,011		00:24,041	00:48,878	00:25,198	00:28,894	194,59	15:12:33
15 01:44,322		00:24,304	00:27,314	00:23,872	00:28,832	186,74	15:14:17
16 01:43,539		00:24,214	00:27,005	00:23,766	00:28,554	186,21	15:16:01

17		COLLINS,Torin CAN		TEAM MTA			
Lap Time		Sector 1	Sector 2	Sector 3	Sector 4	V.Max	Hour
1 START		00:38,590	00:28,180	00:24,890	00:31,175		14:37:02
2 01:50,203		00:25,218	00:27,909	00:27,168	00:29,908	189,47	14:38:52
3 01:45,642		00:24,737	00:27,278	00:24,329	00:29,298	187,28	14:40:38
4 01:45,708		00:25,154	00:27,424	00:24,058	00:29,072	183,05	14:42:23
5 01:48,000		00:24,752	00:27,386	00:26,842	00:29,020	185,14	14:44:11
6 01:46,389		00:24,835	00:27,689	00:24,497	00:29,368	186,74	14:45:58
7 PIT		00:24,916	00:27,492	00:24,447	00:35,434	183,57	14:47:50
8 06:23,068		05:01,659	00:27,910	00:24,309	00:29,190		14:54:13
9 01:45,200		00:24,650	00:27,262	00:24,244	00:29,044	186,21	14:55:58
10 01:45,606		00:24,813	00:27,554	00:24,140	00:29,099	183,57	14:57:44



Moto3
WORLD CHAMPIONSHIPMoto2
WORLD CHAMPIONSHIPHAWKERS
Talent
WORLD CHAMPIONSHIP

Circuit Ricardo Tormo

FIM CEV REPSOL Circuit Ricardo Tormo

ANALYSIS / SECTORS Qualifying Practice 2 GA Hawkers ETC

11	01:45,429	00:24,765	00:27,361	00:24,189	00:29,114	183,57	14:59:29
12	01:45,459	00:24,778	00:27,513	00:24,065	00:29,103	184,09	15:01:15
13	01:45,430	00:25,067	00:27,322	00:24,068	00:28,973	182,54	15:03:00
14	01:45,978	00:24,883	00:27,444	00:24,579	00:29,072	184,62	15:04:46
15	01:45,465	00:24,788	00:27,420	00:24,237	00:29,020	184,09	15:06:32
16	NULL	00:24,851	00:27,450	00:24,194	00:29,053	183,57	15:08:17
17	01:45,583	00:24,884	00:27,400	00:24,165	00:29,134	184,09	15:10:03
18	01:46,058	00:24,953	00:27,970	00:24,091	00:29,044	183,05	15:11:49
19	01:48,514	00:27,321	00:27,907	00:24,218	00:29,068	182,02	15:13:37
20	01:46,259	00:25,218	00:27,398	00:24,545	00:29,098	185,67	15:15:24

Lap Time	Sector 1		Sector 2		Sector 3		Sector 4		V.Max	Hour
	1	02:16,266	00:28,390	00:24,479	00:29,074					
2	01:44,046	00:24,410	00:27,308	00:23,918	00:28,410	190,03	14:40:21			
3	01:43,444	00:24,269	00:26,982	00:23,908	00:28,285	190,59	14:42:05			
4	01:43,816	00:24,228	00:27,139	00:23,871	00:28,578	191,15	14:43:48			
5	01:45,316	00:24,317	00:27,048	00:24,870	00:29,081	191,72	14:45:34			
6	NULL	00:24,272	00:27,523	00:24,602	00:29,602	191,72	14:47:20			
7	01:43,207	00:24,286	00:26,950	00:23,817	00:28,154	191,15	14:49:03			
8	NULL	00:24,071	00:26,797	00:23,668	00:28,324	196,36	14:50:46			
9	01:43,568	00:24,398	00:27,013	00:23,750	00:28,407	190,03	14:52:29			
10	NULL	00:26,627	00:27,267	00:23,971	00:29,263	188,37	14:54:17			
11	PIT	00:24,710	00:27,395	00:24,030	00:34,580	191,72	14:56:07			
12	05:26,233	04:05,586	00:27,861	00:24,150	00:28,636		15:01:33			
13	NULL	00:24,479	00:27,348	00:23,955	00:28,638	188,37	15:03:18			
14	01:47,700	00:27,672	00:27,044	00:24,190	00:28,794	190,03	15:05:06			
15	NULL	00:24,120	00:26,906	00:26,901	00:29,120	194,59	15:06:53			
16	01:43,250	00:23,997	00:26,832	00:23,761	00:28,660	198,77	15:08:36			
17	01:44,311	00:24,092	00:27,568	00:24,051	00:28,600	198,77	15:10:20			
18	01:49,682	00:24,354	00:27,164	00:27,747	00:30,417	197,56	15:12:10			
19	01:42,883	00:24,206	00:26,901	00:23,612	00:28,164	193,43	15:13:53			
20	01:43,010	00:24,037	00:26,929	00:23,516	00:28,528	195,77	15:15:36			

Lap Time	Sector 1		Sector 2		Sector 3		Sector 4		V.Max	Hour
	1	00:37,125	00:28,765	00:28,410	00:30,073					
2	01:50,833	00:24,736	00:28,683	00:27,817	00:29,597	191,15	14:38:54			
3	01:46,354	00:24,440	00:27,838	00:24,568	00:29,508	190,59	14:40:41			
4	PIT	00:24,724	00:28,375	00:25,641	00:36,767	188,92	14:42:36			
5	10:23,773	09:01,873	00:28,219	00:24,509	00:29,172		14:53:00			
6	01:45,478	00:24,801	00:27,479	00:24,109	00:29,089	186,74	14:54:45			
7	01:48,060	00:27,001	00:27,757	00:24,222	00:29,080	186,74	14:56:33			
8	PIT	00:25,079	00:28,422	00:24,441	00:34,706	185,67	14:58:26			
9	10:13,170	08:51,611	00:28,160	00:24,364	00:29,035		15:08:39			
10	01:46,569	00:25,716	00:27,537	00:24,289	00:29,027	190,03	15:10:26			
11	01:45,420	00:24,713	00:27,507	00:24,047	00:29,153	189,47	15:12:11			
12	01:45,062	00:24,563	00:27,444	00:24,070	00:28,985	190,59	15:13:56			
13	01:44,930	00:24,500	00:27,365	00:24,050	00:29,015	190,03	15:15:41			

Lap Time	Sector 1		Sector 2		Sector 3		Sector 4		V.Max	Hour
	1	02:13,724	00:28,668	00:24,712	00:29,481					
2	PIT	20:38,664	00:29,749	00:27,384	00:36,967	185,67	15:00:48			
3	PIT	01:15,897	00:29,428	00:27,137	00:39,040		15:03:40			

Lap Time	Sector 1		Sector 2		Sector 3		Sector 4		V.Max	Hour
	1	01:50,290	00:29,395	00:28,939	00:30,219					
2	01:45,757	00:24,747	00:27,789	00:24,299	00:28,922	190,59	14:40:04			
3	PIT	00:24,708	00:27,949	00:24,309	00:34,013	187,28	14:41:55			
4	12:02,098	10:39,972	00:28,354	00:24,530	00:29,242		14:53:57			
5	01:45,457	00:24,848	00:27,503	00:24,133	00:28,973	185,67	14:55:42			
6	01:45,480	00:24,762	00:27,416	00:24,319	00:28,983	185,14	14:57:28			
7	PIT	00:24,999	00:27,807	00:24,260	00:33,134	184,62	14:59:18			
8	09:17,916	07:52,786	00:31,329	00:25,087	00:28,714		15:08:36			
9	01:45,521	00:24,559	00:27,625	00:24,464	00:28,873	192,86	15:10:21			
10	01:46,198	00:24,739	00:27,304	00:24,332	00:29,823	189,47	15:12:07			
11	01:44,235	00:24,371	00:27,352	00:23,901	00:28,611	193,43	15:13:52			
12	01:44,717	00:24,608	00:27,419	00:23,980	00:28,710	193,43	15:15:36			

Lap Time	Sector 1		Sector 2		Sector 3		Sector 4		V.Max	Hour
	1	01:49,886	00:29,042	00:25,870	00:31,276					
2	01:45,533	00:24,811	00:27,626	00:24,276	00:28,820	184,62	14:40:01			
3	01:46,316	00:25,580	00:27,673	00:24,256	00:28,807	184,62	14:41:47			
4	01:45,076	00:24,835	00:27,392	00:24,120	00:28,729	185,67	14:43:32			
5	01:45,234	00:24,668	00:27,427	00:24,231	00:28,908	185,67	14:45:17			
6	01:45,079	00:24,689	00:27,373	00:24,201	00:28,816	185,14	14:47:02			
7	01:45,515	00:24,711	00:27,380	00:24,449	00:28,975	185,14	14:48:48			
8	PIT	00:24,859	00:27,626	00:24,304	00:37,188	185,67	14:50:42			
9	12:38,511	11:17,674	00:27,774	00:24,321	00:28,742		15:03:20			
10	01:45,190	00:24,644	00:27,436	00:24,162	00:28,948	187,28	15:05:05			
11	01:46,456	00:24,556	00:27,255	00:24,608	00:30,037	187,28	15:06:52			
12	01:44,526	00:24,268	00:27,178	00:24,128	00:28,952	192,86	15:08:36			
13	01:44,957	00:24,273	00:27,175	00:24,522	00:28,987	197,56	15:10:21			
14	01:43,946	00:24,306	00:27,004	00:23,974	00:28,662	194,01	15:12:05			
15	01:44,521	00:24,899	00:27,124	00:23,932	00:28,566	190,03	15:13:50			
16	01:44,448	00:24,673	00:27,160	00:24,039	00:28,576	187,28	15:15:34			

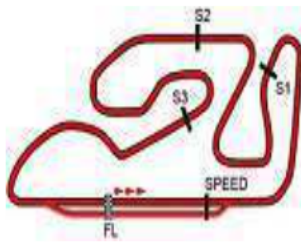
Lap Time	Sector 1		Sector 2		Sector 3		Sector 4		V.Max	Hour
	1	02:41,703	00:27,788	00:24,152	00:28,566					
2	01:44,159	00:24,286	00:27,056	00:23,915	00:28,902	192,28	14:40:45			
3	01:43,987	00:24,277	00:27,353	00:23,864	00:28,493	191,15	14:42:29			
4	01:43,661	00:24,284	00:27,080	00:23,873	00:28,424	191,72	14:44:13			
5	PIT	00:24,327	00:27,663	00:24,127	00:35,591	192,86	14:46:05			
6	07:45,588	06:25,314	00:27,634	00:24,115	00:28,525		14:53:50			
7	01:44,077	00:24,398	00:27,074	00:24,042	00:28,563	190,59	14:55:34			
8	NULL	00:24,549	00:27,411	00:25,270	00:29,291	189,47	14:57:21			
9	PIT	00:25,185	00:27,451	00:24,705	00:33,853	188,37	14:59:12			
10	05:56,094	04:36,076	00:27,641	00:23,999	00:28,378		15:05:08			
11	01:43,082	00:24,214	00:26,869	00:23,601	00:28,398	190,59	15:06:51			
12	01:42,587	00:24,113	00:26,809	00:23,589	00:28,076	193,43	15:08:34			
13	01:47,867	00:28,546	00:27,377	00:23,624	00:28,320	195,77	15:10:22			
14	NULL	00:24,541	00:27,042	00:23,952	00:28,694	198,77	15:12:06			
15	01:47,523	00:24,141	00:27,229	00:27,517	00:28,636	192,86	15:13:53			
16	01:43,133	00:24,082	00:26,718	00:24,017	00:28,316	195,77	15:15:37			

Lap Time	Sector 1		Sector 2		Sector 3		Sector 4		V.Max	Hour
	1									



HEADQUARTERS - Príncipe de Vergara, 183 - 28002 Madrid - Tel.: +34 91 782 02 20

www.fimcevrepso.com



Circuit Ricardo Tormo

FIM CEV REPSOL Circuit Ricardo Tormo

ANALYSIS / SECTORS Qualifying Practice 2 GA Hawkers ETC

1	START	00:50,810	00:29,320	00:24,560	00:29,404		14:37:13
2	NULL	00:25,092	00:28,540	00:24,628	00:29,249	188,37	14:39:01
3	01:45,099	00:24,710	00:27,355	00:24,070	00:28,964	188,37	14:40:46
4	01:43,914	00:24,405	00:27,204	00:23,853	00:28,452	192,28	14:42:30
5	01:44,962	00:24,307	00:27,047	00:24,179	00:29,429	193,43	14:44:15
6	PIT	00:24,521	00:27,526	00:24,281	00:36,269	190,03	14:46:07
7	08:05,934	06:40,976	00:30,134	00:25,085	00:29,739		14:54:13
8	NULL	00:24,516	00:27,322	00:25,882	00:29,994	186,74	14:56:01
9	PIT	00:24,418	00:27,927	00:26,361	00:34,284	188,37	14:57:54
10	07:06,197	05:37,427	00:30,482	00:27,889	00:30,399		15:05:00
11	01:50,773	00:24,624	00:29,255	00:25,872	00:31,022	186,74	15:06:51
12	01:46,027	00:24,943	00:27,579	00:24,430	00:29,075	192,28	15:08:37
13	01:47,390	00:24,765	00:28,520	00:24,124	00:29,981	200,00	15:10:24
14	01:44,004	00:24,101	00:27,167	00:23,907	00:28,829	194,59	15:12:08
15	01:45,600	00:25,242	00:27,781	00:23,792	00:28,785	197,56	15:13:54
16	01:44,023	00:24,202	00:27,259	00:23,807	00:28,755	196,96	15:15:38

37	TINKER, Corey	SIC58 SQUADRA CORSE				
	GBR				P.Vmax: 20	T. Ideal: 01:45,144

Lap	Time	Sector 1	Sector 2	Sector 3	Sector 4	V.Max	Hour
1	START	01:04,130	00:30,010	00:25,663	00:30,282		14:37:29
2	PIT	00:25,971	00:28,505	00:25,418	00:37,187	180,50	14:39:26
3	02:36,785	01:14,527	00:28,238	00:24,687	00:29,333		14:42:03
4	01:46,851	00:25,508	00:27,943	00:24,267	00:29,133	181,51	14:43:50
5	01:46,433	00:25,204	00:27,578	00:24,509	00:29,142	184,09	14:45:36
6	01:46,693	00:25,380	00:27,754	00:24,389	00:29,170	182,02	14:47:23
7	01:46,104	00:24,969	00:27,551	00:24,396	00:29,188	184,62	14:49:09
8	PIT	00:25,097	00:27,770	00:24,563	00:39,325	184,09	14:51:06
9	06:46,702	05:25,100	00:27,970	00:24,401	00:29,231		14:57:52
10	01:46,454	00:25,127	00:27,676	00:24,512	00:29,139	183,05	14:59:39
11	01:46,331	00:25,090	00:27,707	00:24,410	00:29,124	183,57	15:01:25
12	PIT	00:25,865	00:28,427	00:24,919	00:39,423	181,01	15:03:24
13	05:09,358	03:45,292	00:28,182	00:24,990	00:30,894		15:08:33
14	01:46,776	00:25,657	00:27,965	00:24,255	00:28,899	181,01	15:10:20
15	01:45,845	00:24,993	00:27,494	00:24,367	00:28,991	187,28	15:12:06
16	01:45,528	00:24,851	00:27,252	00:24,639	00:28,786	186,21	15:13:51
17	01:46,111	00:25,044	00:27,564	00:24,634	00:28,869	187,28	15:15:37

43	BRINTON, A. D.	IGAX TEAM				
	GBR				P.Vmax: 4	T. Ideal: 01:43,807

Lap	Time	Sector 1	Sector 2	Sector 3	Sector 4	V.Max	Hour
1	START	00:37,460	00:28,590	00:28,490	00:29,933		14:37:03
2	01:48,759	00:24,826	00:28,155	00:24,555	00:31,223	192,28	14:38:52
3	01:45,483	00:25,004	00:27,422	00:24,017	00:29,040	189,47	14:40:38
4	01:45,836	00:24,916	00:27,331	00:24,207	00:29,382	187,83	14:42:23
5	01:46,246	00:24,865	00:27,225	00:25,302	00:28,854	185,67	14:44:10
6	01:48,435	00:25,200	00:28,721	00:25,086	00:29,428	190,59	14:45:58
7	PIT	00:24,819	00:27,300	00:24,510	00:35,660	191,15	14:47:50
8	08:09,363	06:38,068	00:31,948	00:27,298	00:32,049		14:56:00
9	01:51,467	00:25,246	00:28,246	00:24,914	00:33,061	185,67	14:57:51
10	01:44,712	00:24,753	00:27,201	00:24,120	00:28,638	188,92	14:59:36
11	PIT	00:24,943	00:27,969	00:24,933	00:38,400	194,01	15:01:32
12	03:31,058	02:08,268	00:29,010	00:24,563	00:29,217		15:05:03
13	01:47,219	00:24,743	00:28,221	00:24,514	00:29,741	192,28	15:06:51
14	01:44,752	00:25,018	00:27,459	00:23,874	00:28,401	188,37	15:08:35
15	01:44,726	00:24,595	00:27,591	00:24,023	00:28,517	195,18	15:10:20
16	01:45,111	00:24,836	00:27,205	00:24,189	00:28,881	190,03	15:12:05
17	01:45,596	00:25,289	00:27,177	00:24,541	00:28,609	190,59	15:13:51
18	01:44,919	00:24,414	00:27,118	00:24,280	00:29,107	198,17	15:15:36

47	BOGGIO, Edoardo M.	ASPAR TEAM				
	ITA				P.Vmax: 7	T. Ideal: 01:43,140

Lap	Time	Sector 1	Sector 2	Sector 3	Sector 4	V.Max	Hour
1	START	00:37,950	00:28,180	00:25,290	00:31,060		14:37:01
2	01:50,620	00:25,996	00:28,800	00:24,482	00:31,352	184,09	14:38:52
3	01:47,817	00:24,425	00:27,344	00:26,850	00:29,198	190,59	14:40:40
4	NULL	00:24,513	00:27,420	00:24,374	00:28,632	189,47	14:42:25
5	01:44,710	00:24,363	00:27,333	00:24,201	00:28,813	190,03	14:44:10
6	PIT	00:25,952	00:28,053	00:24,735	00:36,897	186,21	14:46:05
7	11:45,987	10:24,777	00:28,065	00:24,263	00:28,882		14:57:51
8	01:44,769	00:24,655	00:27,285	00:24,145	00:28,684	186,74	14:59:36
9	PIT	00:24,923	00:27,983	00:24,559	00:39,003	190,03	15:01:32
10	07:02,509	05:42,171	00:27,790	00:23,917	00:28,631		15:08:35
11	01:44,763	00:24,353	00:27,375	00:23,821	00:29,214	189,47	15:10:20
12	01:44,579	00:24,480	00:27,276	00:24,051	00:28,772	186,74	15:12:04
13	01:46,543	00:25,130	00:28,098	00:25,050	00:28,265	185,67	15:13:51
14	01:43,469	00:24,117	00:26,937	00:24,080	00:28,335	196,36	15:15:34

51	URIARTE, Brian	TEAM ESTRELLA GALICIA 0.0				
	SPA				P.Vmax: 5	T. Ideal: 01:42,883

Lap	Time	Sector 1	Sector 2	Sector 3	Sector 4	V.Max	Hour
1	START	02:14,634	00:28,668	00:24,427	00:29,163		14:38:36
2	01:45,274	00:24,934	00:27,456	00:24,223	00:28,661	192,86	14:40:21
3	01:43,688	00:24,664	00:26,880	00:23,851	00:28,293	186,74	14:42:05
4	01:43,613	00:24,316	00:26,960	00:23,944	00:28,393	194,01	14:43:48
5	01:44,555	00:24,782	00:27,108	00:24,029	00:28,636	188,37	14:45:33
6	01:45,348	00:24,893	00:27,325	00:24,149	00:28,981	187,83	14:47:18
7	NULL	00:24,611	00:27,334	00:24,017	00:28,505	188,92	14:49:03
8	01:44,003	00:24,612	00:27,143	00:23,746	00:28,502	188,92	14:50:47
9	01:44,018	00:24,560	00:27,175	00:23,851	00:28,432	190,03	14:52:31
10	01:44,529	00:24,851	00:27,261	00:23,852	00:28,565	189,47	14:54:15
11	PIT	00:24,599	00:27,067	00:25,162	00:34,292	190,59	14:56:06
12	05:27,549	04:06,252	00:28,631	00:24,162	00:28,504		15:01:34
13	01:43,814	00:24,444	00:27,089	00:23,823	00:28,458	194,59	15:03:18
14	01:48,245	00:28,296	00:27,258	00:23,855	00:28,836	188,92	15:05:06
15	01:46,473	00:24,396	00:26,963	00:26,529	00:28,585	194,01	15:06:53
16	01:43,750	00:24,403	00:27,022	00:23,890	00:28,435	193,43	15:08:36
17	01:43,863	00:24,273	00:27,199	00:23,953	00:28,438	197,56	15:10:20
18	01:46,729	00:24,560	00:27,036	00:26,522	00:28,611	194,59	15:12:07
19	01:43,645	00:24,599	00:26,954	00:23,938	00:28,154	194,01	15:13:51
20	01:43,185	00:24,166	00:27,028	00:23,683	00:28,308	196,96	15:15:34

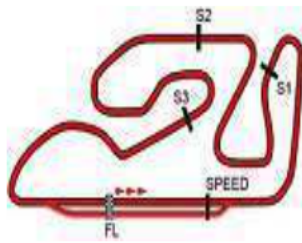
54	FERRÁNDEZ, Alberto	MT-FOUNDATION 77				
	SPA				P.Vmax: 12	T. Ideal: 01:42,613

Lap	Time	Sector 1	Sector 2	Sector 3	Sector 4	V.Max	Hour
1	START	02:31,004	00:27,934	00:24,582	00:29,361		14:38:52
2	NULL	00:24,410	00:27,209	00:25,471	00:28,901	188,92	14:40:38
3	01:44,181	00:24,384	00:27,112	00:23,969	00:28,716	191,15	14:42:22
4	PIT	00:24,418	00:27,009	00:23,843	00:33,155	187,83	14:44:10
5	NULL	08:12,399	00:27,608	00:23,932	00:28,679		14:53:43
6	01:44,013	00:24,543	00:27,064	00:23,880	00:28,526	187,83	14:55:27
7	01:43,741	00:24,446	00:26,903	00:23,873	00:28,519	187,83	14:57:11
8	01:43,714	00:24,426	00:27,040	00:23,857	00:28,391	187,83	14:58:55
9	01:43,421	00:24,283	00:26,922	00:23,804	00:28,412	188,37	15:00:38
10	PIT	00:24,335	00:26,928	00:23,836	00:32,083	188,37	15:02:25
11	06:09,820	04:47,917	00:29,651	00:23,864	00:28,388		15:08:35
12	01:43,148	00:24,091	00:26,974	00:23,669	00:28,414	193,43	15:10:18
13	01:49,004	00:24,674	00:28,207	00:26,451	00:29,672	187,28	15:12:07



HEADQUARTERS - Príncipe de Vergara, 183 - 28002 Madrid - Tel.: +34 91 782 02 20

www.fimcevrepso.com



Circuit Ricardo Tormo

FIM CEV REPSOL Circuit Ricardo Tormo

ANALYSIS / SECTORS Qualifying Practice 2 GA Hawkers ETC

14	NULL	00:23,995	00:26,762	00:23,935	00:28,211	193,43	15:13:50
15	01:45,684	00:23,971	00:27,322	00:25,688	00:28,703	194,01	15:15:36

57	GARNESS,Johnny GBR	KRP				P.Vmax: 14	T. Ideal: 01:45,718
		Sector 1	Sector 2	Sector 3	Sector 4		
1	START	35:26,912	00:30,275	00:25,254	00:30,004		15:11:51
2	01:46,133	00:24,565	00:27,996	00:24,624	00:28,948	191,72	15:13:38
3	NULL	00:24,697	00:27,581	00:24,963	00:29,165	191,72	15:15:24

73	RIBEIRO,Gonçalo POR	LOUSAESTRADAS				P.Vmax: 13	T. Ideal: 01:44,856
		Sector 1	Sector 2	Sector 3	Sector 4		
1	START	00:33,960	00:29,370	00:25,050	00:29,645		14:36:57
2	NULL	00:25,347	00:27,925	00:24,729	00:29,320	185,67	14:38:44
3	01:46,444	00:24,978	00:27,584	00:24,592	00:29,290	184,62	14:40:31
4	01:46,219	00:24,982	00:27,568	00:24,531	00:29,138	184,09	14:42:17
5	01:46,385	00:25,032	00:27,690	00:24,475	00:29,188	186,21	14:44:03
6	01:46,634	00:25,204	00:27,650	00:24,494	00:29,286	184,62	14:45:50
7	NULL	00:25,116	00:27,391	00:24,469	00:29,354	183,05	14:47:36
8	PIT	00:25,836	00:29,383	00:26,789	00:40,565	183,57	14:49:39
9	09:58,345	08:35,914	00:28,274	00:24,812	00:29,345		14:59:37
10	01:46,055	00:25,113	00:27,488	00:24,231	00:29,223	185,67	15:01:23
11	01:45,872	00:25,014	00:27,337	00:24,430	00:29,091	182,54	15:03:09
12	01:45,833	00:24,929	00:27,308	00:24,405	00:29,191	184,09	15:04:55
13	01:45,890	00:24,951	00:27,403	00:24,475	00:29,061	183,05	15:06:41
14	01:52,624	00:25,587	00:29,816	00:26,032	00:31,189	184,09	15:08:33
15	01:47,798	00:25,568	00:28,303	00:24,752	00:29,175	186,21	15:10:21
16	01:46,347	00:24,867	00:27,779	00:24,294	00:29,407	193,43	15:12:08
17	01:45,199	00:24,713	00:27,206	00:24,133	00:29,147	191,72	15:13:53
18	NULL	00:24,906	00:27,403	00:24,398	00:28,804	190,03	15:15:38

77	QUINTANS,Léandro FRA	FIRST BIKE ACADEMY				P.Vmax: 20	T. Ideal: 01:48,509
		Sector 1	Sector 2	Sector 3	Sector 4		
1	START	00:53,245	00:29,635	00:25,400	00:30,587		14:37:18
2	01:50,042	00:25,890	00:28,999	00:25,300	00:29,853	186,21	14:39:08
3	01:49,013	00:25,615	00:28,482	00:25,058	00:29,858	186,21	14:40:57
4	01:48,530	00:25,473	00:28,259	00:25,011	00:29,787	186,21	14:42:45
5	01:48,913	00:25,506	00:28,422	00:25,026	00:29,959	186,74	14:44:34
6	01:48,992	00:25,452	00:28,360	00:25,359	00:29,821	186,21	14:46:23
7	01:49,640	00:25,644	00:28,626	00:25,230	00:30,140	185,67	14:48:13
8	PIT	00:25,715	00:28,509	00:25,305	00:38,158	185,67	14:50:11
9	05:45,549	04:17,383	00:31,814	00:26,025	00:30,327		14:55:56
10	01:50,125	00:25,825	00:28,888	00:25,371	00:30,041	185,14	14:57:46
11	01:49,064	00:25,572	00:28,461	00:25,092	00:29,939	186,74	14:59:35
12	NULL	00:28,566	00:29,171	00:25,310	00:29,819	183,57	15:01:28
13	01:53,738	00:25,572	00:28,584	00:29,514	00:30,068	185,14	15:03:22
14	01:50,369	00:26,647	00:28,586	00:25,222	00:29,914	187,28	15:05:12
15	01:49,452	00:25,783	00:28,464	00:25,210	00:29,995	186,21	15:07:02
16	01:49,939	00:25,633	00:28,461	00:25,383	00:30,462	186,21	15:08:52
17	01:48,956	00:25,501	00:28,387	00:25,253	00:29,815	186,21	15:10:41
18	01:50,023	00:25,712	00:28,893	00:25,389	00:30,029	185,14	15:12:31
19	01:49,405	00:25,592	00:28,507	00:25,204	00:30,102	185,14	15:14:20
20	01:49,933	00:25,664	00:28,778	00:25,468	00:30,023	186,21	15:16:10

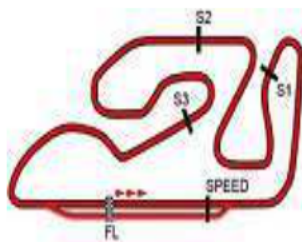
81	PARRILLA,César SPA	FAU55 TEY RACING				P.VMax: 17	T. Ideal: 01:44,615
		Sector 1	Sector 2	Sector 3	Sector 4		
1	START	00:40,950	00:27,690	00:24,220	00:31,904		14:37:04

2	16:26,554	15:04,985	00:28,235	00:24,154	00:29,180	190,59	14:53:30
3	01:45,292	00:24,880	00:27,554	00:23,958	00:28,900	182,54	14:55:16
4	01:44,766	00:24,678	00:27,401	00:23,898	00:28,789	183,57	14:57:00
5	01:44,905	00:24,815	00:27,332	00:23,898	00:28,860	184,09	14:58:45
6	PIT	00:24,812	00:27,565	00:23,974	00:34,836	184,09	15:00:36
7	NULL	06:22,375	00:28,247	00:24,173	00:29,052		15:08:20
8	01:45,048	00:24,748	00:27,458	00:23,938	00:28,904	184,09	15:10:05
9	01:45,125	00:24,750	00:27,365	00:24,035	00:28,975	183,57	15:11:50
10	01:44,658	00:24,653	00:27,313	00:23,882	00:28,810	184,62	15:13:35
11	01:44,914	00:24,646	00:27,298	00:24,045	00:28,925	183,57	15:15:20

84	GOURDON,Theo FRA	LEOPARD IMPALA JUNIO				P.Vmax: 24	T. Ideal: 01:45,979
		Sector 1	Sector 2	Sector 3	Sector 4		
1	START	01:18,930	00:28,617	00:25,561	00:29,911		14:37:42
2	01:48,267	00:25,204	00:28,262	00:25,171	00:29,630	183,57	14:39:30
3	01:47,419	00:25,135	00:27,914	00:24,984	00:29,386	183,05	14:41:18
4	01:47,319	00:25,031	00:28,015	00:24,904	00:29,369	183,57	14:43:05
5	01:47,530	00:25,154	00:27,965	00:24,893	00:29,518	182,54	14:44:52
6	PIT	00:25,184	00:28,914	00:25,134	00:42,546	183,05	14:46:54
7	08:55,409	07:31,455	00:29,032	00:25,200	00:29,722		14:55:50
8	01:47,237	00:25,109	00:28,061	00:24,794	00:29,273	183,05	14:57:37
9	01:46,475	00:24,864	00:27,798	00:24,615	00:29,198	183,57	14:59:23
10	01:46,435	00:24,975	00:27,710	00:24,458	00:29,292	182,54	15:01:10
11	01:46,728	00:25,182	00:27,633	00:24,813	00:29,100	182,02	15:02:57
12	01:46,530	00:24,941	00:27,667	00:24,721	00:29,201	181,51	15:04:43
13	01:46,623	00:24,788	00:27,741	00:24,653	00:29,441	182,54	15:06:30
14	01:48,130	00:26,036	00:28,303	00:24,676	00:29,115	181,51	15:08:18

88	GIABBANI,Clément FRA	EQUIPE DE FRANCE FFM				P.Vmax: 22	T. Ideal: 01:46,501
		Sector 1	Sector 2	Sector 3	Sector 4		
1	START	00:31,960	00:28,330	00:24,950	00:29,775		14:36:54
2	01:47,490	00:25,421	00:28,022	00:24,611	00:29,436	185,67	14:38:41
3	01:47,319	00:25,279	00:27,819	00:24,617	00:29,604	185,67	14:40:29
4	01:47,159	00:25,373	00:27,893	00:24,530	00:29,363	185,14	14:42:16
5	01:47,375	00:25,445	00:27,916	00:24,516	00:29,498	185,14	14:44:03
6	PIT	00:25,396	00:28,070	00:24,579	00:35,695	181,51	14:45:57
7	04:59,642	03:37,011	00:28,479	00:24,667	00:29,485		14:50:57
8	01:47,572	00:25,500	00:28,042	00:24,561	00:29,469	184,09	14:52:44
9	01:46,805	00:25,256	00:27,673	00:24,471	00:29,405	182,54	14:54:31
10	01:46,657	00:25,226	00:27,631	00:24,375	00:29,425	184,62	14:56:18
11	01:47,011	00:25,471	00:27,783	00:24,488	00:29,269	182,02	14:58:05
12	PIT	00:25,263	00:27,775	00:25,247	01:05,137	184,09	15:00:28





Circuit Ricardo Tormo

FIM CEV REPSOL Circuit Ricardo Tormo

Spd. in Km/h

VELOCIDAD EN SECTORES Qualifying Practice 2 GA Hawkerc ETC

2 - FOURTHIOTIS,S.								
P.Vmax: 19 T. Ideal: 01:47,330								
Lap	Time	Vel. S1	Vel. S2	Vel. S3	Vel. S4	Avg spd	V.Max	Hour
1	START	99,31	119,61	118,78	139,35	117,83		14:37:01
2	01:48,837	148,99	120,20	122,10	138,75	132,47	185,67	14:38:50
3	01:48,192	150,75	121,33	121,61	139,59	133,26	184,62	14:40:38
4	01:48,136	151,15	120,32	123,99	138,41	133,33	188,92	14:42:26
5	01:48,048	150,82	121,50	122,07	139,59	133,44	186,74	14:44:15
6	01:47,838	151,09	122,12	123,15	138,66	133,70	185,14	14:46:02
7	01:47,951	150,75	121,91	123,03	138,74	133,56	184,09	14:47:50
8	01:48,044	150,82	122,39	123,12	137,65	133,45	183,57	14:49:38
9	PIT	148,60	120,84	122,25	100,48	120,11	183,57	14:51:38
10	09:31,590	7,81	120,17	122,59	138,12	25,22		15:01:10
11	01:48,759	147,50	121,10	122,54	138,90	132,57	185,14	15:02:59
12	01:48,262	150,04	121,62	121,90	139,23	133,18	183,57	15:04:47
13	01:47,824	151,54	121,66	123,32	138,72	133,72	184,09	15:06:35
14	01:47,969	150,87	122,42	122,92	138,12	133,54	184,09	15:08:23
15	01:48,163	150,58	121,85	123,31	137,69	133,30	184,62	15:10:11
16	01:48,734	149,79	120,62	122,60	137,66	132,60	181,51	15:12:00
17	01:48,018	149,59	122,34	123,28	138,64	133,48	181,51	15:13:48
18	01:48,508	149,14	121,51	122,39	138,45	132,88	182,02	15:15:36


10 - CRUCES,Adrián								
P.Vmax: 9 T. Ideal: 01:42,578								
Lap	Time	Vel. S1	Vel. S2	Vel. S3	Vel. S4	Avg spd	V.Max	Hour
1	START	111,84	120,00	123,11	142,53	123,86		14:36:55
2	01:44,548	156,63	123,91	127,32	144,39	137,91	186,74	14:38:40
3	01:47,231	157,08	127,56	128,65	127,46	134,46	186,74	14:40:27
4	01:44,590	154,23	126,86	127,07	143,09	137,85	179,50	14:42:12
5	01:43,676	156,51	127,19	127,98	144,66	139,07	184,62	14:43:55
6	01:43,703	156,93	127,11	127,88	144,37	139,03	185,67	14:45:39
7	01:43,760	156,95	127,38	128,53	143,18	138,96	186,21	14:47:23
8	01:44,190	157,10	127,11	127,47	142,20	138,38	187,28	14:49:07
9	01:43,334	157,02	127,99	128,73	144,43	139,53	186,21	14:50:50
10	PIT	148,55	124,25	125,28	119,75	128,66	185,67	14:52:42
11	10:37,266	6,85	125,22	127,26	144,75	22,62		15:03:20
12	01:43,268	157,29	127,58	128,78	144,94	139,62	186,21	15:05:03
13	NULL	141,16	123,90	126,95	137,68	132,66	185,67	15:06:52
14	01:44,939	157,95	125,91	126,52	140,06	137,39	190,59	15:08:37
15	NULL	157,27	125,39	114,39	142,43	134,47	195,18	15:10:24
16	NULL	158,74	126,43	129,23	144,78	139,65	188,92	15:12:07
17	01:43,113	157,69	128,20	127,21	146,27	139,83	192,86	15:13:50
18	01:43,271	158,06	127,27	128,27	145,14	139,61	194,01	15:15:33

5 - PAWELEC,Oleg M.								
P.Vmax: 15 T. Ideal: 01:43,765								
Lap	Time	Vel. S1	Vel. S2	Vel. S3	Vel. S4	Avg spd	V.Max	Hour
1	START	136,13	117,99	121,80	139,71	129,14		14:36:51
2	01:46,910	150,94	123,11	124,29	141,04	134,86	181,51	14:38:38
3	01:44,498	154,84	126,19	126,91	143,93	137,97	184,09	14:40:22
4	NULL	155,20	126,78	126,69	142,97	137,91	183,57	14:42:07
5	NULL	153,54	125,45	107,63	141,91	131,59	183,57	14:43:56
6	01:44,450	155,39	127,01	126,48	143,25	138,04	183,57	14:45:41
7	01:44,250	156,05	126,76	127,70	142,87	138,30	184,62	14:47:25
8	PIT	153,86	121,66	122,67	118,29	127,92	183,05	14:49:18
9	13:46,376	5,14	117,23	121,46	139,50	17,45		15:03:04
10	NULL	150,17	123,66	103,13	137,69	127,99	181,01	15:04:57
11	NULL	152,46	122,83	109,68	137,87	130,30	181,01	15:06:47
12	01:49,986	151,91	120,51	111,14	142,30	131,09	181,01	15:08:37
13	01:45,929	155,53	121,69	126,32	141,84	136,11	190,03	15:10:23
14	NULL	155,10	125,98	126,77	142,73	137,62	185,14	15:12:08
15	01:44,766	154,91	125,10	127,22	143,43	137,62	191,15	15:13:53
16	01:43,965	155,79	127,56	126,85	144,45	138,68	185,67	15:15:37

12 - ROULSTONE,Jacob								
P.Vmax: 8 T. Ideal: 01:43,087								
Lap	Time	Vel. S1	Vel. S2	Vel. S3	Vel. S4	Avg spd	V.Max	Hour
1	START	34,80	113,77	104,77	139,64	72,66		14:38:17
2	01:44,054	155,47	126,95	127,06	144,70	138,56	186,21	14:40:01
3	01:43,661	157,22	126,97	127,78	144,61	139,09	188,92	14:41:45
4	01:43,941	156,81	126,42	127,85	144,04	138,71	185,14	14:43:29
5	01:43,607	156,97	127,57	127,46	144,74	139,16	186,21	14:45:13
6	PIT	157,87	126,85	123,35	112,02	127,90	186,21	14:47:05
7	09:16,590	8,13	113,86	107,86	143,08	25,90		14:56:22
8	01:43,446	156,92	127,33	128,10	145,24	139,38	185,67	14:58:05
9	01:43,626	156,30	127,23	128,27	144,76	139,13	188,92	14:59:49
10	01:44,747	156,82	123,30	127,26	143,99	137,65	186,21	15:01:34
11	PIT	156,71	125,47	126,20	126,26	132,88	190,59	15:03:22
12	NULL	16,65	114,68	123,66	137,35	45,94		15:08:36
13	01:49,717	144,73	123,02	113,22	144,44	131,41	195,77	15:10:26
14	02:07,011	158,73	70,34	120,72	142,66	113,52	194,59	15:12:33
15	01:44,322	157,01	125,87	127,43	142,97	138,21	186,74	15:14:17
16	01:43,539	157,59	127,31	128,00	144,36	139,25	186,21	15:16:01

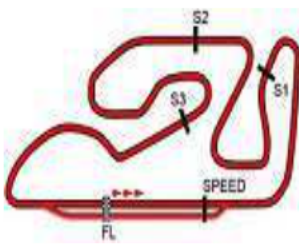
7 - PICCOLO,Flavio M.								
P.Vmax: 10 T. Ideal: 01:44,834								
Lap	Time	Vel. S1	Vel. S2	Vel. S3	Vel. S4	Avg spd	V.Max	Hour
1	START	99,09	119,21	119,25	138,22	117,52		14:37:02
2	NULL	146,90	120,28	121,48	133,25	130,44	190,59	14:38:52
3	01:46,376	153,54	123,42	123,89	141,60	135,54	194,59	14:40:39
4	01:46,372	152,53	122,92	124,88	142,01	135,54	193,43	14:42:25
5	01:45,443	155,00	124,67	124,99	142,59	136,74	193,43	14:44:10
6	PIT	150,46	121,26	122,18	113,80	125,55	190,59	14:46:05
7	NULL	10,08	121,57	119,26	135,49	31,15		14:53:48
8	01:46,806	151,98	122,27	123,75	142,15	134,99	183,57	14:55:35
9	NULL	154,37	124,52	124,54	140,14	135,80	188,37	14:57:21
10	01:46,192	154,67	124,10	124,13	140,64	135,77	190,03	14:59:07
11	PIT	147,31	121,42	122,50	121,75	127,70	184,09	15:01:00
12	PIT	13,53	102,40	79,73	84,20	35,81		15:07:43
13	02:22,990	62,27	120,53	125,33	142,55	100,83		15:10:06
14	01:45,303	154,86	124,44	126,73	141,99	136,92	187,83	15:11:51
15	NULL	155,55	125,37	126,41	142,75	137,45	188,37	15:13:36
16	NULL	153,89	125,09	126,40	142,45	136,94	185,67	15:15:21

17 - COLLINS,Torin								
P.Vmax: 18 T. Ideal: 01:44,943								
Lap	Time	Vel. S1	Vel. S2	Vel. S3	Vel. S4	Avg spd	V.Max	Hour
1	START	98,89	122,00	122,22	132,22	117,38		14:37:02
2	01:50,203	151,32	123,19	111,97	137,82	130,83	189,47	14:38:52
3	01:45,642	154,26	126,04	125,04	140,69	136,48	187,28	14:40:38
4	01:45,708	151,71	125,36	126,44	141,79	136,39	183,05	14:42:23
5	01:48,000	154,17	125,54	113,33	142,04	133,50	185,14	14:44:11
6	01:46,389	153,65	124,16	124,18	140,36	135,52	186,74	14:45:58
7	PIT	153,15	125,05	124,43	116,33	128,40	183,57	14:47:50
8	06:23,068	12,65	123,18	125,14	141,21	37,64		14:54:13
9	01:45,200	154,81	126,11	125,47	141,92	137,05	186,21	14:55:58
10	01:45,606	153,79	124,77	126,01	141,65	136,53	183,57	14:57:44
11	01:45,429	154,09	125,65	125,76	141,58	136,76	183,57	14:59:29
12	01:45,459	154,01	124,96	126,41	141,63	136,72	184,09	15:01:15
13	01:45,430	152,23	125,83	126,39	142,27	136,75	182,54	15:03:00
14	01:45,978	153,36	125,27	123,76	141,79	136,05	184,62	15:04:46
15	01:45,465	153,95	125,38	125,51	142,04	136,71	184,09	15:06:32
16	NULL	153,56	125,25	125,73	141,88	136,60	183,57	15:08:17



HEADQUARTERS – Príncipe de Vergara, 183 – 28002 Madrid – Tel.: +34 91 782 02 20

www.fimcevrepsol.com



Circuit Ricardo Tormo
FIM CEV REPSOL Circuit Ricardo Tormo

VELOCIDAD EN SECTORES Qualifying Practice 2 GA Hawkerc ETC

17	01:45,583	153,35	125,47	125,88	141,48	136,56	184,09	15:10:03	9	01:45,521	155,38	124,45	124,35	142,76	136,64	192,86	15:10:21
18	01:46,058	152,93	122,92	126,27	141,92	135,94	183,05	15:11:49	10	01:46,198	154,25	125,92	125,02	138,22	135,77	189,47	15:12:07
19	01:48,514	139,67	123,19	125,61	141,81	132,87	182,02	15:13:37	11	01:44,235	156,58	125,69	127,28	144,07	138,32	193,43	15:13:52
20	01:46,259	151,32	125,48	123,94	141,66	135,69	185,67	15:15:24	12	01:44,717	155,07	125,39	126,86	143,57	137,69	193,43	15:15:36

18 - PIQUERAS,Angel P.Vmax: 2 T. Ideal: 01:42,464								
Lap	Time	Vel. S1	Vel. S2	Vel. S3	Vel. S4	Avg spd	V.Max	Hour

1	START	28,00	121,10	124,27	141,78	66,07		14:38:37
2	01:44,046	156,33	125,90	127,18	145,09	138,57	190,03	14:40:21
3	01:43,444	157,24	127,42	127,24	145,73	139,38	190,59	14:42:05
4	01:43,816	157,50	126,68	127,43	144,24	138,88	191,15	14:43:48
5	01:45,316	156,93	127,11	122,32	141,74	136,90	191,72	14:45:34
6	NULL	157,22	124,91	123,65	139,25	136,02	191,72	14:47:20
7	01:43,207	157,13	127,57	127,72	146,41	139,70	191,15	14:49:03
8	NULL	158,53	128,30	128,53	145,53	140,17	196,36	14:50:46
9	01:43,568	156,41	127,27	128,08	145,11	139,21	190,03	14:52:29
10	NULL	143,31	126,09	126,90	140,86	134,59	188,37	14:54:17
11	PIT	154,43	125,50	126,59	119,20	130,23	191,72	14:56:07
12	05:26,233	15,54	123,40	125,96	143,94	44,20		15:01:33
13	NULL	155,89	125,71	126,99	143,93	138,08	188,37	15:03:18
14	01:47,700	137,90	127,13	125,75	143,15	133,87	190,03	15:05:06
15	NULL	158,21	127,78	113,08	141,55	134,69	194,59	15:06:53
16	01:43,250	159,02	128,13	128,02	143,82	139,64	198,77	15:08:36
17	01:44,311	158,39	124,71	126,48	144,13	138,22	198,77	15:10:20
18	01:49,682	156,69	126,56	109,63	135,52	131,45	197,56	15:12:10
19	01:42,883	157,65	127,80	128,83	146,36	140,14	193,43	15:13:53
20	01:43,010	158,76	127,67	129,36	144,49	139,97	195,77	15:15:36

19 - SOLÁ,Pol P.Vmax: 15 T. Ideal: 01:44,837								
Lap	Time	Vel. S1	Vel. S2	Vel. S3	Vel. S4	Avg spd	V.Max	Hour

1	START	102,79	119,52	107,07	137,07	115,93		14:37:03
2	01:50,833	154,27	119,86	109,36	139,27	130,09	191,15	14:38:54
3	01:46,354	156,14	123,50	123,82	139,69	135,57	190,59	14:40:41
4	PIT	154,34	121,16	118,64	112,11	124,82	188,92	14:42:36
5	10:23,773	7,04	121,83	124,12	141,30	23,11		14:53:00
6	01:45,478	153,86	125,11	126,18	141,70	136,69	186,74	14:54:45
7	01:48,060	141,33	123,86	125,59	141,75	133,43	186,74	14:56:33
8	PIT	152,16	120,96	124,46	118,77	127,99	185,67	14:58:26
9	10:13,170	7,18	122,09	124,86	141,97	23,51		15:08:39
10	01:46,569	148,39	124,85	125,24	142,01	135,29	190,03	15:10:26
11	01:45,420	154,41	124,99	126,50	141,39	136,77	189,47	15:12:11
12	01:45,062	155,36	125,27	126,38	142,21	137,23	190,59	15:13:56
13	01:44,930	155,76	125,63	126,49	142,06	137,41	190,03	15:15:41

20 - VAN TRIGT,Owen P.Vmax: 22 T. Ideal: 02:38,758								
Lap	Time	Vel. S1	Vel. S2	Vel. S3	Vel. S4	Avg spd	V.Max	Hour

1	START	28,54	119,92	123,10	139,82	66,57		14:38:36
2	PIT	3,08	115,57	111,09	111,50	10,82	185,67	15:00:48
3	PIT	50,28	116,83	112,10	105,58	84,07		15:03:40

25 - PÉREZ,Gonzalo P.Vmax: 10 T. Ideal: 01:44,187								
Lap	Time	Vel. S1	Vel. S2	Vel. S3	Vel. S4	Avg spd	V.Max	Hour

1	START	34,60	116,96	105,12	136,40	72,51		14:38:18
2	01:45,757	154,20	123,72	125,19	142,52	136,33	190,59	14:40:04
3	PIT	154,44	123,01	125,14	121,19	129,92	187,28	14:41:55
4	12:02,098	5,96	121,25	124,01	140,96	19,97		14:53:57
5	01:45,457	153,57	125,00	126,05	142,27	136,72	185,67	14:55:42
6	01:45,480	154,11	125,40	125,09	142,22	136,69	185,14	14:57:28
7	PIT	152,65	123,64	125,39	124,40	130,83	184,62	14:59:18
8	09:17,916	8,07	109,74	121,26	143,55	25,84		15:08:36

26 - ALSINA,Pau P.Vmax: 5 T. Ideal: 01:43,770								
Lap	Time	Vel. S1	Vel. S2	Vel. S3	Vel. S4	Avg spd	V.Max	Hour

1	START	34,73	118,38	117,59	131,79	73,53		14:38:15
2	01:45,533	153,80	124,45	125,31	143,03	136,62	184,62	14:40:01
3	01:46,316	149,18	124,24	125,41	143,09	135,61	184,62	14:41:47
4	01:45,076	153,65	125,51	126,12	143,48	137,22	185,67	14:43:32
5	01:45,234	154,69	125,35	125,54	142,59	137,01	185,67	14:45:17
6	01:45,079	154,56	125,60	125,70	143,05	137,21	185,14	14:47:02
7	01:45,515	154,43	125,57	124,42	142,26	136,64	185,14	14:48:48
8	PIT	153,51	124,45	125,16	110,84	126,50	185,67	14:50:42
9	12:38,511	5,63	123,78	125,08	143,41	19,01		15:03:20
10	01:45,190	154,84	125,31	125,90	142,39	137,07	187,28	15:05:05
11	01:46,456	155,40	126,14	123,62	137,23	135,44	187,28	15:06:52
12	01:44,526	157,24	126,50	126,08	142,37	137,94	192,86	15:08:36
13	01:44,957	157,21	126,51	124,05	142,20	137,37	197,56	15:10:21
14	01:43,946	157,00	127,31	126,89	143,81	138,71	194,01	15:12:05
15	01:44,521	153,26	126,75	127,11	144,30	137,94	190,03	15:13:50
16	01:44,448	154,66	126,58	126,54	144,25	138,04	187,28	15:15:34

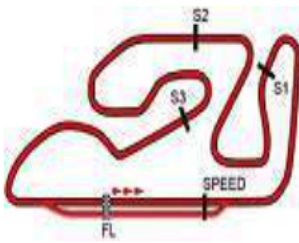
28 - MARTÍNEZ,Maximo P.Vmax: 2 T. Ideal: 01:42,465								
Lap	Time	Vel. S1	Vel. S2	Vel. S3	Vel. S4	Avg spd	V.Max	Hour

1	START	23,60	123,72	125,95	144,30	59,53		14:39:01
2	01:44,159	157,13	127,07	127,20	142,62	138,42	192,28	14:40:45
3	01:43,987	157,19	125,69	127,47	144,67	138,65	191,15	14:42:29
4	01:43,661	157,14	126,96	127,42	145,02	139,09	191,72	14:44:13
5	PIT	156,86	124,28	126,08	115,82	129,07	192,86	14:46:05
6	07:45,588	9,90	124,41	126,15	144,50	30,97		14:53:50
7	01:44,077	156,41	126,99	126,53	144,31	138,53	190,59	14:55:34
8	NULL	155,44	125,42	120,38	140,73	135,35	189,47	14:57:21
9	PIT	151,52	125,24	123,13	121,76	129,67	188,37	14:59:12
10	05:56,094	13,82	124,38	126,76	145,25	40,49		15:05:08
11	01:43,082	157,59	127,95	128,89	145,15	139,87	190,59	15:06:51
12	01:42,587	158,25	128,24	128,96	146,82	140,54	193,43	15:08:34
13	01:47,867	133,68	125,58	128,77	145,55	133,66	195,77	15:10:22
14	NULL	155,49	127,14	127,00	143,65	138,33	198,77	15:12:06
15	01:47,523	158,07	126,26	110,55	143,94	134,09	192,86	15:13:53
16	01:43,133	158,46	128,68	126,86	145,57	139,80	195,77	15:15:37

36 - MOHD SHARIL,Sharul E. P.Vmax: 1 T. Ideal: 01:43,392								
Lap	Time	Vel. S1	Vel. S2	Vel. S3	Vel. S4	Avg spd	V.Max	Hour

1	START	75,10	117,26	123,86	140,19	107,52		14:37:13
2	NULL	152,08	120,46	123,52	140,93	134,11	188,37	14:39:01
3	01:45,099	154,43	125,68	126,38	142,31	137,18	188,37	14:40:46
4	01:43,914	156,36	126,38	127,53	144,88	138,75	192,28	14:42:30
5	01:44,962	156,99	127,11	125,81	140,07	137,36	193,43	14:44:15
6	PIT	155,62	124,90	125,28	113,65	128,05	190,03	14:46:07
7	08:05,934	9,52	114,09	121,27	138,61	29,67		14:54:13
8	NULL	155,65	125,83	117,53	137,43	133,85	186,74	14:56:01
9	PIT	156,28	123,11	115,40	120,23	127,60	188,37	14:57:54
10	07:06,197	11,31	112,79	109,08	135,60	33,83		15:05:00
11	01:50,773	154,97	117,52	117,58	132,87	130,16	186,74	15:06:51
12	01:46,027	152,99	124,66	124,52	141,77	135,98	192,28	15:08:37
13	01:47,390	154,09	120,55	126,10	137,49	134,26	200,00	15:10:24
14	01:44,004	158,33	126,55	127,24	142,98	138,63	194,59	15:12:08





Circuit Ricardo Tormo
FIM CEV REPSOL Circuit Ricardo Tormo

VELOCIDAD EN SECTORES Qualifying Practice 2 GA Hawkers ETC

15	01:45,600	151,18	123,75	127,86	143,20	136,53	197,56	15:13:54
16	01:44,023	157,67	126,12	127,78	143,35	138,60	196,96	15:15:38

37 - TINKER, Corey								
P.Vmax: 20 T. Ideal: 01:45,144								
Lap	Time	Vel. S1	Vel. S2	Vel. S3	Vel. S4	Avg spd	V.Max	Hour
1	START	59,50	114,56	118,54	136,12	96,07		14:37:29
2	PIT	146,93	120,61	119,68	110,85	123,15	180,50	14:39:26
3	02:36,785	51,20	121,75	123,22	140,52	91,96		14:42:03
4	01:46,851	149,60	123,04	125,36	141,49	134,94	181,51	14:43:50
5	01:46,433	151,40	124,66	124,12	141,45	135,47	184,09	14:45:36
6	01:46,693	150,35	123,87	124,73	141,31	135,14	182,02	14:47:23
7	01:46,104	152,83	124,79	124,69	141,22	135,89	184,62	14:49:09
8	PIT	152,05	123,80	123,84	104,82	123,49	184,09	14:51:06
9	06:46,702	11,74	122,92	124,67	141,01	35,45		14:57:52
10	01:46,454	151,87	124,22	124,10	141,46	135,44	183,05	14:59:39
11	01:46,331	152,09	124,08	124,62	141,53	135,60	183,57	15:01:25
12	PIT	147,54	120,94	122,08	104,56	121,53	181,01	15:03:24
13	05:09,358	16,94	121,99	121,73	133,42	46,61		15:08:33
14	01:46,776	148,73	122,94	125,42	142,63	135,03	181,01	15:10:20
15	01:45,845	152,68	125,05	124,84	142,18	136,22	187,28	15:12:06
16	01:45,528	153,56	126,16	123,46	143,19	136,63	186,21	15:13:51
17	01:46,111	152,37	124,73	123,49	142,78	135,88	187,28	15:15:37

43 - BRINTON, A. D.								
P.Vmax: 4 T. Ideal: 01:43,807								
Lap	Time	Vel. S1	Vel. S2	Vel. S3	Vel. S4	Avg spd	V.Max	Hour
1	START	101,87	120,25	106,77	137,71	115,83		14:37:03
2	01:48,759	153,71	122,11	123,89	132,02	132,57	192,28	14:38:52
3	01:45,483	152,62	125,37	126,66	141,94	136,69	189,47	14:40:38
4	01:45,836	153,15	125,79	125,67	140,29	136,23	187,83	14:42:23
5	01:46,246	153,47	126,28	120,23	142,86	135,70	185,67	14:44:10
6	01:48,435	151,43	119,70	121,26	140,07	132,96	190,59	14:45:58
7	PIT	153,75	125,93	124,11	115,59	128,40	191,15	14:47:50
8	08:09,363	9,59	107,61	111,44	128,62	29,46		14:56:00
9	01:51,467	151,15	121,72	122,10	124,68	129,35	185,67	14:57:51
10	01:44,712	154,16	126,39	126,12	143,93	137,69	188,92	14:59:36
11	PIT	152,99	122,92	122,01	107,34	124,03	194,01	15:01:32
12	03:31,058	29,75	118,51	123,84	141,08	68,31		15:05:03
13	01:47,219	154,23	121,82	124,09	138,60	134,47	192,28	15:06:51
14	01:44,752	152,53	125,20	127,42	145,14	137,64	188,37	15:08:35
15	01:44,726	155,15	124,61	126,63	144,55	137,67	195,18	15:10:20
16	01:45,111	153,65	126,37	125,76	142,72	137,17	190,03	15:12:05
17	01:45,596	151,02	126,50	123,96	144,08	136,54	190,59	15:13:51
18	01:44,919	156,30	126,78	125,29	141,62	137,42	198,17	15:15:36

47 - BOGGIO, Edoardo M.								
P.Vmax: 7 T. Ideal: 01:43,140								
Lap	Time	Vel. S1	Vel. S2	Vel. S3	Vel. S4	Avg spd	V.Max	Hour
1	START	100,55	122,00	120,28	132,71	117,72		14:37:01
2	01:50,620	146,85	119,38	124,25	131,47	130,34	184,09	14:38:52
3	01:47,817	156,23	125,73	113,30	141,17	133,73	190,59	14:40:40
4	NULL	155,67	125,38	124,81	143,96	137,39	189,47	14:42:25
5	01:44,710	156,63	125,78	125,70	143,06	137,69	190,03	14:44:10
6	PIT	147,04	122,55	122,98	111,72	124,68	186,21	14:46:05
7	11:45,987	6,11	122,50	125,38	142,72	20,42		14:57:51
8	01:44,769	154,78	126,00	125,99	143,70	137,62	186,74	14:59:36
9	PIT	153,11	122,86	123,86	105,68	123,79	190,03	15:01:32
10	07:02,509	11,15	123,71	127,19	143,97	34,12		15:08:35
11	01:44,763	156,70	125,59	127,70	141,10	137,62	189,47	15:10:20
12	01:44,579	155,88	126,04	126,48	143,26	137,87	186,74	15:12:04
13	01:46,543	151,85	122,36	121,44	145,83	135,33	185,67	15:13:51

14	01:43,469	158,23	127,63	126,33	145,47	139,35	196,36	15:15:34
----	------------------	---------------	---------------	--------	--------	---------------	---------------	----------

51 - URIARTE, Brian								
P.Vmax: 5 T. Ideal: 01:42,883								
Lap	Time	Vel. S1	Vel. S2	Vel. S3	Vel. S4	Avg spd	V.Max	Hour
1	START	28,34	119,92	124,53	141,34	66,48		14:38:36
2	01:45,274	153,04	125,22	125,58	143,82	136,96	192,86	14:40:21
3	01:43,688	154,72	127,90	127,54	145,69	139,05	186,74	14:42:05
4	01:43,613	156,93	127,52	127,05	145,18	139,15	194,01	14:43:48
5	01:44,555	153,98	126,83	126,60	143,94	137,90	188,37	14:45:33
6	01:45,348	153,30	125,82	125,97	142,23	136,86	187,83	14:47:18
7	NULL	155,05	125,78	126,66	144,61	138,01	188,92	14:49:03
8	01:44,003	155,05	126,66	128,11	144,62	138,63	188,92	14:50:47
9	01:44,018	155,37	126,51	127,54	144,98	138,61	190,03	14:52:31
10	01:44,529	153,56	126,11	127,54	144,30	137,93	189,47	14:54:15
11	PIT	155,13	127,02	120,90	120,20	129,75	190,59	14:56:06
12	05:27,549	15,50	120,08	125,90	144,61	44,02		15:01:34
13	01:43,814	156,11	126,91	127,69	144,85	138,88	194,59	15:03:18
14	01:48,245	134,86	126,13	127,52	142,95	133,20	188,92	15:05:06
15	01:46,473	156,42	127,51	114,67	144,20	135,41	194,01	15:06:53
16	01:43,750	156,37	127,23	127,33	144,96	138,97	193,43	15:08:36
17	01:43,863	157,21	126,40	127,00	144,95	138,82	197,56	15:10:20
18	01:46,729	155,37	127,16	114,70	144,07	135,09	194,59	15:12:07
19	01:43,645	155,13	127,55	127,08	146,41	139,11	194,01	15:13:51
20	01:43,185	157,91	127,20	128,45	145,61	139,73	196,96	15:15:34

54 - FERRÁNDIZ, Alberto								
P.Vmax: 12 T. Ideal: 01:42,613								
Lap	Time	Vel. S1	Vel. S2	Vel. S3	Vel. S4	Avg spd	V.Max	Hour
1	START	25,27	123,08	123,75	140,39	61,91		14:38:52
2	NULL	156,33	126,36	119,43	142,62	136,03	188,92	14:40:38
3	01:44,181	156,50	126,81	126,91	143,54	138,39	191,15	14:42:22
4	PIT	156,28	127,29	127,58	124,33	132,98	187,83	14:44:10
5	NULL	7,75	124,53	127,11	143,73	25,18		14:53:43
6	01:44,013	155,48	127,03	127,39	144,50	138,62	187,83	14:55:27
7	01:43,741	156,10	127,79	127,42	144,54	138,98	187,83	14:57:11
8	01:43,714	156,23	127,14	127,51	145,19	139,02	187,83	14:58:55
9	01:43,421	157,15	127,70	127,79	145,08	139,41	188,37	15:00:38
10	PIT	156,81	127,67	127,62	128,48	134,52	188,37	15:02:25
11	06:09,820	13,25	115,95	127,47	145,20	38,99		15:08:35
12	01:43,148	158,40	127,46	128,52	145,07	139,78	193,43	15:10:18
13	01:49,004	154,66	121,88	115,01	138,92	132,27	187,28	15:12:07
14	NULL	159,03	128,47	127,09	146,11	140,11	193,43	15:13:50
15	01:45,684	159,19	125,83	118,42	143,61	136,43	194,01	15:15:36

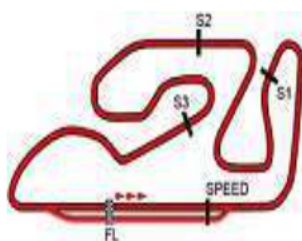
57 - GARNES, Johnny								
P.Vmax: 14 T. Ideal: 01:45,718								
Lap	Time	Vel. S1	Vel. S2	Vel. S3	Vel. S4	Avg spd	V.Max	Hour
1	START	1,79	113,56	120,46	137,38	6,52		15:11:51
2	01:46,133	155,34	122,80	123,54	142,39	135,85	191,72	15:13:38
3	NULL	154,51	124,65	121,86	141,33	135,50	191,72	15:15:24

73 - RIBEIRO, Gonçalo								
P.Vmax: 13 T. Ideal: 01:44,856								
Lap	Time	Vel. S1	Vel. S2	Vel. S3	Vel. S4	Avg spd	V.Max	Hour
1	START	112,37	117,06	121,44	139,05	122,16		14:36:57
2	NULL	150,55	123,12	123,01	140,59	134,34	185,67	14:38:44
3	01:46,444	152,77	124,64	123,70	140,73	135,45	184,62	14:40:31
4	01:46,219	152,75	124,71	124,01	141,46	135,74	184,09	14:42:17
5	01:46,385	152,44	124,16	124,29	141,22	135,53	186,21	14:44:03
6	01:46,634	151,40	124,34	124,19	140,75	135,21	184,62	14:45:50
7	NULL	151,94	125,52	124,32	140,42	135,60	183,05	14:47:36
8	PIT	147,70	117,01	113,55	101,61	117,63	183,57	14:49:39
9	09:58,345	7,40	121,60	122,60	140,47	24,10		14:59:37



HEADQUARTERS - Príncipe de Vergara, 183 - 28002 Madrid - Tel.: +34 91 782 02 20

www.fimcevrepso.com



Circuit Ricardo Tormo

FIM CEV REPSOL Circuit Ricardo Tormo

VELOCIDAD EN SECTORES Qualifying Practice 2 GA Hawkercs ETC

10	01:46,055	151,95	125,07	125,54	141,05	135,95	185,67	15:01:23	11	01:46,728	151,54	124,42	122,60	141,65	135,09	182,02	15:02:57
11	01:45,872	152,55	125,76	124,52	141,69	136,18	182,54	15:03:09	12	01:46,530	153,00	124,26	123,05	141,16	135,34	181,51	15:04:43
12	01:45,833	153,07	125,90	124,65	141,21	136,23	184,09	15:04:55	13	01:46,623	153,95	123,93	123,39	140,01	135,22	182,54	15:06:30
13	01:45,890	152,94	125,46	124,29	141,84	136,16	183,05	15:06:41	14	01:48,130	146,57	121,47	123,28	141,58	133,34	181,51	15:08:18
14	01:52,624	149,14	115,31	116,86	132,16	128,02	184,09	15:08:33									
15	01:47,798	149,25	121,47	122,90	141,29	133,75	186,21	15:10:21									
16	01:46,347	153,46	123,76	125,22	140,17	135,58	193,43	15:12:08									
17	01:45,199	154,41	126,37	126,05	141,42	137,05	191,72	15:13:53									
18	NULL	153,22	125,46	124,68	143,11	136,65	190,03	15:15:38									

77 - QUINTANS, Léandro P.Vmax: 20 T. Ideal: 01:48,509

Lap	Time	Vel. S1	Vel. S2	Vel. S3	Vel. S4	Avg spd	V.Max	Hour
1	START	71,67	116,01	119,76	134,76	103,83		14:37:18
2	01:50,042	147,39	118,56	120,24	138,08	131,02	186,21	14:39:08
3	01:49,013	148,98	120,71	121,40	138,05	132,26	186,21	14:40:57
4	01:48,530	149,81	121,66	121,63	138,38	132,85	186,21	14:42:45
5	01:48,913	149,61	120,96	121,55	137,59	132,38	186,74	14:44:34
6	01:48,992	149,93	121,23	119,96	138,22	132,28	186,21	14:46:23
7	01:49,640	148,81	120,10	120,57	136,76	131,50	185,67	14:48:13
8	PIT	148,40	120,59	120,21	108,02	122,51	185,67	14:50:11
9	05:45,549	14,83	108,07	116,89	135,92	41,72		14:55:56
10	01:50,125	147,76	119,01	119,90	137,21	130,92	185,14	14:57:46
11	01:49,064	149,23	120,80	121,23	137,68	132,20	186,74	14:59:35
12	NULL	133,63	117,86	120,19	138,23	127,76	183,57	15:01:28
13	01:53,738	149,23	120,28	103,07	137,09	126,77	185,14	15:03:22
14	01:50,369	143,21	120,27	120,61	137,80	130,63	187,28	15:05:12
15	01:49,452	148,00	120,78	120,67	137,42	131,73	186,21	15:07:02
16	01:49,939	148,87	120,80	119,84	135,32	131,15	186,21	15:08:52
17	01:48,956	149,64	121,11	120,46	138,25	132,33	186,21	15:10:41
18	01:50,023	148,41	118,99	119,82	137,27	131,05	185,14	15:12:31
19	01:49,405	149,11	120,60	120,70	136,93	131,79	185,14	15:14:20
20	01:49,933	148,69	119,47	119,44	137,29	131,15	186,21	15:16:10

81 - PARRILLA, César P.Vmax: 17 T. Ideal: 01:44,615

Lap	Time	Vel. S1	Vel. S2	Vel. S3	Vel. S4	Avg spd	V.Max	Hour
1	START	93,19	124,16	125,60	129,20	115,56		14:37:04
2	16:26,554	4,22	121,76	125,94	141,26	14,61	190,59	14:53:30
3	01:45,292	153,38	124,77	126,97	142,63	136,93	182,54	14:55:16
4	01:44,766	154,63	125,47	127,29	143,18	137,62	183,57	14:57:00
5	01:44,905	153,78	125,79	127,29	142,83	137,44	184,09	14:58:45
6	PIT	153,80	124,72	126,89	118,33	129,67	184,09	15:00:36
7	NULL	9,98	121,71	125,84	141,88	31,08		15:08:20
8	01:45,048	154,19	125,21	127,08	142,61	137,25	184,09	15:10:05
9	01:45,125	154,18	125,63	126,57	142,26	137,15	183,57	15:11:50
10	01:44,658	154,79	125,87	127,38	143,08	137,76	184,62	15:13:35
11	01:44,914	154,83	125,94	126,51	142,51	137,43	183,57	15:15:20

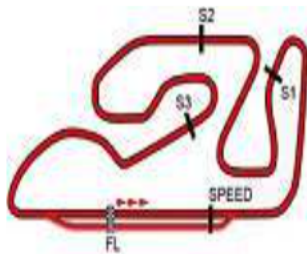
84 - GOURDON, Theo P.Vmax: 24 T. Ideal: 01:45,979

Lap	Time	Vel. S1	Vel. S2	Vel. S3	Vel. S4	Avg spd	V.Max	Hour
1	START	48,35	120,14	119,01	137,81	88,44		14:37:42
2	01:48,267	151,40	121,65	120,85	139,12	133,17	183,57	14:39:30
3	01:47,419	151,82	123,16	121,76	140,27	134,22	183,05	14:41:18
4	01:47,319	152,45	122,72	122,15	140,35	134,35	183,57	14:43:05
5	01:47,530	151,71	122,94	122,20	139,64	134,08	182,54	14:44:52
6	PIT	151,52	118,90	121,03	96,88	118,40	183,05	14:46:54
7	08:55,409	8,45	118,42	120,71	138,69	26,93		14:55:50
8	01:47,237	151,98	122,52	122,69	140,81	134,45	183,05	14:57:37
9	01:46,475	153,47	123,68	123,58	141,17	135,41	183,57	14:59:23
10	01:46,435	152,79	124,07	124,38	140,72	135,46	182,54	15:01:10



HEADQUARTERS - Príncipe de Vergara, 183 - 28002 Madrid - Tel: +34 91 782 02 20

www.fimcevrepso.com



Circuit Ricardo Tormo

FIM CEV REPSOL Circuit Ricardo Tormo

Velocidades máximas Qualifying Practice 2 GA Hawkercs ETC

Name	Country/Res	Brand	Best 5 max. speed					Media	Max.
36 MOHD SHARIL, Sharul E.	MAL	Honda	200,0	197,6	197,0	194,6	193,4	196,5	200,0
18 PIQUERAS, Angel	SPA	Honda	198,8	198,8	197,6	196,4	195,8	197,4	198,8
28 MARTÍNEZ, Máximo	SPA	Honda	198,8	195,8	195,8	193,4	192,9	195,3	198,8
43 BRINTON, A. D.	GBR	Honda	198,2	195,2	194,0	192,3	192,3	194,4	198,2
51 URIARTE, Brian	SPA	Honda	197,6	197,0	194,6	194,6	194,0	195,5	197,6
26 ALSINA, Pau	SPA	Honda	197,6	194,0	192,9	190,0	187,3	192,3	197,6
47 BOGGIO, Edoardo M.	ITA	Honda	196,4	190,6	190,0	190,0	189,5	191,3	196,4
12 ROULSTONE, Jacob	AUS	Honda	195,8	194,6	190,6	188,9	188,9	191,8	195,8
10 CRUCES, Adrián	SPA	Honda	195,2	194,0	192,9	190,6	188,9	192,3	195,2
7 PICCOLO, Flavio M.	ITA	Honda	194,6	193,4	193,4	190,6	190,6	192,5	194,6
54 FERRÁNDEZ, Alberto	SPA	Honda	194,0	193,4	193,4	191,2	188,9	192,2	194,0
25 PÉREZ, Gonzalo	SPA	Honda	193,4	193,4	192,9	190,6	189,5	192,0	193,4
73 RIBEIRO, Gonçalo	POR	Honda	193,4	191,7	190,0	186,2	186,2	189,5	193,4
57 GARNES, Johnny	GBR	Honda	191,7	191,7				191,7	191,7
5 PAWELEC, Oleg M.	POL	Honda	191,2	190,0	185,7	185,1	184,6	187,3	191,2
19 SOLÁ, Pol	SPA	Honda	191,2	190,6	190,6	190,0	190,0	190,5	191,2
81 PARRILLA, César	SPA	Honda	190,6	184,6	184,1	184,1	184,1	185,5	190,6
17 COLLINS, Torin	CAN	Honda	189,5	187,3	186,7	186,2	185,7	187,1	189,5
2 FOURTHIOTIS, S.	GRE	Honda	188,9	186,7	185,7	185,1	185,1	186,3	188,9
77 QUINTANS, Léandro	FRA	Honda	187,3	186,7	186,7	186,2	186,2	186,6	187,3
37 TINKER, Corey	GBR	Honda	187,3	187,3	186,2	184,6	184,1	185,9	187,3
20 VAN TRIGT, Owen	NED	Honda	185,7					185,7	185,7
88 GIABBANI, Clément	FRA	Honda	185,7	185,7	185,1	185,1	184,6	185,2	185,7
84 GOURDON, Theo	FRA	Honda	183,6	183,6	183,6	183,1	183,1	183,4	183,6



HEADQUARTERS – Príncipe de Vergara, 183 – 28002 Madrid – Tel.: +34 91 782 02 20

www.fimcevrepsol.com