

8 - 9 May
CIRCUIT RICARDO TORMO
FIM CEV REPSOL 2021

FIM CEV REPSOL Circuit Ricardo Tormo

7-8-9 MAY 2021

Circuit Ricardo Tormo

Length: 4005 metros

Results

Free Practice 1

Moto2

Pos.	N.	Rider	Team	Motorcycle	Nat.	Best Lap	iL	Laps	Gap	Interval	Speed	Tyr.	Cat.
1	21	LÓPEZ ,Alonso	BOSCOSCURO TEAM CIATTI	Boscoscuro	SPA	01:36,771	19	19			148,99		M2
2	7	NORRODIN,Adam	LIQUI MOLY INTACT SIC RAC	Kalex	MAL	01:36,859	14	16	00:00,088	00:00,088	148,86		M2
3	3	TULOVIC,Lukas	LIQUI MOLY INTACT SIC RAC	Kalex	GER	01:36,951	16	16	00:00,180	00:00,092	148,71		M2
4	9	KUBO,Keminth	VR46 MASTER CAMP TEAM	Kalex	THA	01:36,965	13	16	00:00,194	00:00,014	148,69		M2
5	54	ALDEGUER,Fermin	BOSCOSCURO TEAM CIATTI	Boscoscuro	SPA	01:37,290	6	7	00:00,519	00:00,325	148,2		M2
6	20	EKKY,Dimas	PERTAMINA MANDALIKA	Kalex	INA	01:37,380	14	18	00:00,609	00:00,090	148,06		M2
7	8	ZETTI,Alessandro	SF RACING	Kalex	ITA	01:37,491	18	18	00:00,720	00:00,111	147,89		M2
8	18	CARDELUS,Xavier	PROMORACING	Kalex	AND	01:37,663	12	18	00:00,892	00:00,172	147,63		M2
9	74	BIESIEKIRSKI,Piotr	PERTAMINA MANDALIKA SAG S	Kalex	POL	01:37,863	16	16	00:01,092	00:00,200	147,33		M2
10	25	VERDOIA,Andy	VR46 MASTER CAMP TEAM	Kalex	FRA	01:37,951	15	18	00:01,180	00:00,088	147,2		M2
11	23	HADA,Taiga	AGR TEAM	Kalex	JPN	01:38,106	14	15	00:01,335	00:00,155	146,96		M2
12	55	TOLEDO,Alex	EASYRACE	Kalex	SPA	01:38,107	14	17	00:01,336	00:00,001	146,96		M2
13	13	RATO,Mattia	PROMORACING	Kalex	ITA	01:38,196	13	19	00:01,425	00:00,089	146,83		M2
14	35	WILFORD, Sam	AGR TEAM	Kalex	GBR	01:38,481	16	18	00:01,710	00:00,285	146,4		M2
15	11	ESCRIG,Alex	FAU55 TEY RACING	Yamaha	SPA	01:38,522	16	16	00:01,751	00:00,041	146,34		STK
16	36	KROEZE,Sander	EASYRACE TEAM	Yamaha	NED	01:38,625	19	19	00:01,854	00:00,103	146,19		STK
17	70	ISHIZUKA,Takeshi	EASY RACE TEAM	Kalex	JPN	01:39,088	19	19	00:02,317	00:00,463	145,51		M2
18	81	PÉREZ,Mika	DAYAM77 RT	Yamaha	SPA	01:39,371	10	15	00:02,600	00:00,283	145,09		STK
19	50	VOSTATEK,Ondrej	FAU55 TEY RACING	Yamaha	CZE	01:39,609	12	19	00:02,838	00:00,238	144,75		STK
20	43	JEPERSEN, Simon	H43 TEAMNOBBY YAMAHA	Yamaha	DEN	01:39,613	6	10	00:02,842	00:00,004	144,74		STK
21	45	ORGIS,Leon	AVINTIA ESPONSORAMA JUNIO	Yamaha	GER	01:39,824	9	13	00:03,053	00:00,211	144,43		STK
22	10	MORENO,Guillermo	SIMA PAK37	Yamaha	MEX	01:40,217	12	19	00:03,446	00:00,393	143,87		STK
23	33	BERNET,Jeremy	EASYRACE TEAM	Kalex	SPA	01:40,356	19	19	00:03,585	00:00,139	143,67		M2
24	44	ORGIS, Kevin	AVINTIA ESPONSORAMA JUNIO	Yamaha	GER	01:41,099	10	16	00:04,328	00:00,743	142,61		STK
25	49	PÉREZ,Alex	AVINTIA ESPONSORAMA JUNIO	Yamaha	SPA	01:41,389	10	17	00:04,618	00:00,290	142,2		STK
26	83	CARPE,Antonio	DAYAM77 RACING TEAM	Yamaha	SPA	01:41,627	15	16	00:04,856	00:00,238	141,87		STK
27	52	BOERBOOM,Jorel	BOERBOOM RACING	Kalex	NED	01:42,465	2	3	00:05,694	00:00,838	140,71		M2
28	4	MARIA,kiko	LEOPARD GALP JUNIOR	Yamaha	POR	01:48,084	10	11	00:11,313	00:05,619	133,4		STK
29	40	MENOZZI,Federico	FAU55 TEY RACING	Yamaha	ITA	01:52,809	4	12	00:16,038	00:04,725	127,81		STK
30	98	DE VRIES,Tomás	DATRACING-CHASSIS FACTORY	C.F.-Honda	NED	START	1	1					M2

Circuit Ricardo Tormo

Final Official

Provisional Official

Length: 4005 m. Hour: 09:00

JURY:

C.of the Course:

C.Timekeeper:

Hour:

Hour:

07/05/2021

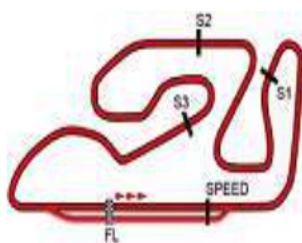
Hour: 9:53:11



HEADQUARTERS – Príncipe de Vergara, 183 – 28002 Madrid – Tel: +34 91 782 02 20

www.fimcevrepsol.com

Master Timing, Sport Timing Systems, cronometrajes.es - mastertiming.es by Eventronic www.eventronic.es 19FJAP63



Circuit Ricardo Tormo

FIM CEV REPSOL Circuit Ricardo Tormo

ANALYSIS / SECTORS Free Practice 1 Moto2

3		TULOVIC,Lukas		LIQUI MOLY INTACT SIC RAC			
GER		P.Vmax: 4				T. Ideal: 01:36,867	
Lap	Time	Sector 1	Sector 2	Sector 3	Sector 4	V.Max	Hour
1	START	01:31,325	00:27,711	00:23,481	00:26,686		09:02:48
2	01:38,807	00:22,817	00:26,227	00:23,298	00:26,465	242,70	09:04:27
3	01:37,529	00:22,471	00:25,895	00:22,797	00:26,366	243,61	09:06:04
4	01:38,138	00:22,558	00:26,039	00:22,899	00:26,642	245,45	09:07:42
5	01:37,339	00:22,475	00:25,717	00:22,762	00:26,385	243,61	09:09:20
6	01:38,655	00:22,929	00:26,271	00:22,973	00:26,482	245,45	09:10:58
7	01:37,321	00:22,279	00:25,742	00:22,759	00:26,541	242,70	09:12:36
8	PIT	00:22,681	00:26,052	00:23,039	00:32,418	241,79	09:14:20
9	15:30,039	14:13,482	00:26,589	00:23,344	00:26,624		09:29:50
10	01:37,517	00:22,410	00:25,858	00:22,817	00:26,432	240,00	09:31:27
11	01:37,537	00:22,335	00:25,852	00:22,955	00:26,395	240,00	09:33:05
12	01:37,092	00:22,260	00:25,784	00:22,730	00:26,318	241,79	09:34:42
13	01:37,380	00:22,198	00:25,932	00:22,808	00:26,442	244,53	09:36:19
14	01:37,244	00:22,197	00:25,812	00:22,814	00:26,421	240,00	09:37:57
15	01:37,071	00:22,181	00:25,813	00:22,792	00:26,285	240,00	09:39:34
16	01:36,951	00:22,158	00:25,694	00:22,798	00:26,301	240,89	09:41:11

4		MARIA,kiko		LEOPARD GALP JUNIOR			
POR		P.Vmax: 28				T. Ideal: 01:48,013	
Lap	Time	Sector 1	Sector 2	Sector 3	Sector 4	V.Max	Hour
1	START	01:48,545	00:33,198	00:30,768	00:32,725		09:03:24
2	01:55,778	00:26,244	00:30,856	00:28,101	00:30,577	228,98	09:05:20
3	01:52,526	00:25,406	00:30,295	00:27,059	00:29,766	229,79	09:07:12
4	01:51,022	00:25,103	00:29,972	00:26,607	00:29,340	229,79	09:09:03
5	PIT	00:25,972	00:31,964	00:35,347	00:39,751	228,98	09:11:16
6	PIT	09:30,031	00:33,221	00:27,778	00:40,738		09:22:28
7	10:20,444	08:53,052	00:30,593	00:26,949	00:29,850		09:32:48
8	01:49,824	00:24,887	00:29,393	00:26,329	00:29,215	228,98	09:34:38
9	01:48,552	00:24,509	00:29,173	00:25,930	00:28,940	228,17	09:36:27
10	01:48,084	00:24,529	00:28,959	00:25,605	00:28,991	229,79	09:38:15
11	01:58,180	00:30,656	00:30,670	00:27,121	00:29,733	230,61	09:40:13

7		NORRODIN,Adam		LIQUI MOLY INTACT SIC RAC			
MAL		P.Vmax: 4				T. Ideal: 01:36,751	
Lap	Time	Sector 1	Sector 2	Sector 3	Sector 4	V.Max	Hour
1	START	00:50,717	00:27,705	00:23,836	00:26,809		09:02:08
2	01:38,717	00:22,764	00:26,424	00:23,080	00:26,449	241,79	09:03:46
3	01:41,847	00:25,563	00:26,232	00:23,166	00:26,886	245,45	09:05:28
4	01:38,970	00:22,852	00:25,875	00:23,848	00:26,395	244,53	09:07:07
5	01:37,784	00:22,450	00:25,859	00:23,107	00:26,368	244,53	09:08:45
6	01:37,702	00:22,411	00:25,909	00:23,014	00:26,368	242,70	09:10:23
7	01:37,705	00:22,346	00:25,855	00:22,999	00:26,505	243,61	09:12:00
8	01:37,875	00:22,454	00:26,044	00:23,019	00:26,358	241,79	09:13:38
9	PIT	00:25,829	00:28,916	00:24,492	00:34,744	241,79	09:15:32
10	11:30,809	10:13,778	00:26,871	00:23,438	00:26,722		09:27:03
11	01:38,015	00:22,640	00:25,978	00:23,067	00:26,330	238,24	09:28:41
12	PIT	00:22,387	00:25,776	00:22,991	00:35,358	240,00	09:30:28
13	05:30,626	04:14,460	00:26,479	00:23,298	00:26,389		09:35:58
14	01:36,859	00:22,233	00:25,713	00:22,763	00:26,150	239,11	09:37:35
15	01:38,519	00:22,620	00:25,901	00:23,175	00:26,823	243,61	09:39:14
16	01:37,119	00:22,170	00:25,737	00:22,718	00:26,494	240,89	09:40:51

8		ZETTI,Alessandro		SF RACING			
ITA		P.Vmax: 16				T. Ideal: 01:37,390	
Lap	Time	Sector 1	Sector 2	Sector 3	Sector 4	V.Max	Hour
1	START	00:30,870	00:29,179	00:26,396	00:29,890		09:01:55

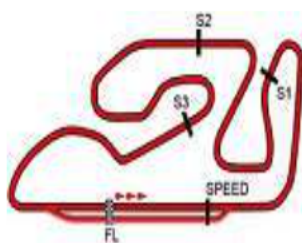
9		KUBO,Keminth		VR46 MASTER CAMP TEAM			
THA		P.Vmax: 18				T. Ideal: 01:36,737	
Lap	Time	Sector 1	Sector 2	Sector 3	Sector 4	V.Max	Hour
1	START	00:28,627	00:28,111	00:23,891	00:28,210		09:01:48
2	01:38,931	00:22,930	00:26,203	00:23,193	00:26,605	234,78	09:03:26
3	01:38,565	00:22,591	00:26,177	00:23,227	00:26,570	239,11	09:05:05
4	01:38,306	00:22,384	00:25,916	00:23,565	00:26,441	239,11	09:06:43
5	01:38,167	00:22,760	00:25,971	00:22,868	00:26,568	240,00	09:08:21
6	01:37,854	00:22,464	00:25,969	00:22,912	00:26,509	239,11	09:09:59
7	01:37,456	00:22,372	00:25,860	00:22,842	00:26,382	240,00	09:11:37
8	PIT	00:25,266	00:29,684	00:24,834	00:36,032	238,24	09:13:33
9	07:05,922	05:46,345	00:28,135	00:24,339	00:27,103		09:20:39
10	01:37,117	00:22,393	00:25,675	00:22,657	00:26,392	235,64	09:22:16
11	04:35,848	03:19,246	00:26,923	00:23,149	00:26,530	237,36	09:26:52
12	01:36,987	00:22,336	00:25,629	00:22,646	00:26,376	238,24	09:28:28
13	01:36,965	00:22,338	00:25,728	00:22,668	00:26,231	238,24	09:30:05
14	01:37,604	00:22,242	00:26,053	00:22,783	00:26,526	239,11	09:31:43
15	01:37,180	00:22,231	00:25,825	00:22,812	00:26,312	240,00	09:33:20
16	PIT	00:22,442	00:27,751	00:22,927	00:32,659	239,11	09:35:06

10		MORENO,Guillermo		SIMA PAK37			
MEX		P.Vmax: 20				T. Ideal: 01:39,824	
Lap	Time	Sector 1	Sector 2	Sector 3	Sector 4	V.Max	Hour
1	START	01:12,203	00:29,253	00:26,739	00:28,304		09:02:35
2	01:44,040	00:23,753	00:27,484	00:25,187	00:27,616	231,43	09:04:19
3	01:41,607	00:23,315	00:26,930	00:24,009	00:27,353	233,09	09:06:01
4	01:42,315	00:23,647	00:27,109	00:23,988	00:27,571	233,94	09:07:43
5	01:41,777	00:23,375	00:26,919	00:23,924	00:27,559	233,94	09:09:25
6	01:41,609	00:23,268	00:26,917	00:23,756	00:27,668	233,94	09:11:07
7	01:41,623	00:23,244	00:27,035	00:23,829	00:27,515	230,61	09:12:48
8	PIT	00:23,161	00:27,017	00:23,952	00:38,505	231,43	09:14:41
9	08:12,991	06:46,481	00:29,300	00:25,285	00:31,925		09:22:54
10	01:41,463	00:23,184	00:26,937	00:23,842	00:27,500	230,61	09:24:35
11	01:42,651	00:24,414	00:27,569	00:23,617	00:27,051	234,78	09:26:18
12	01:40,217	00:22,921	00:26,500	00:23,586	00:27,210	231,43	09:27:58
13	01:40,399	00:22,687	00:26,678	00:23,727	00:27,307	229,79	09:29:39
14	01:41,119	00:23,269	00:26,799	00:23,859	00:27,192	228,98	09:31:20
15	01:41,481	00:23,113	00:26,973	00:23,876	00:27,519	228,17	09:33:01
16	01:40,772	00:22,957	00:26,874	00:23,676	00:27,265	229,79	09:34:42
17	01:40,458	00:22,923	00:26,579	00:23,760	00:27,196	229,79	09:36:22
18	01:41,101	00:23,089	00:26,618	00:23,946	00:27,448	228,17	09:38:03



HEADQUARTERS - Príncipe de Vergara, 183 - 28002 Madrid - Tel: +34 91 782 02 20

www.fimcevrepso.com



Circuit Ricardo Tormo

FIM CEV REPSOL Circuit Ricardo Tormo

ANALYSIS / SECTORS Free Practice 1 Moto2

19 PIT 00:41,788 00:37,208 00:34,637 00:47,782 218,92 09:40:45

11	ESCRIG,Alex SPA	FAU55 TEY RACING				P.Vmax: 10	T. Ideal: 01:38,159
		Sector 1	Sector 2	Sector 3	Sector 4		

Lap	Time	Sector 1	Sector 2	Sector 3	Sector 4	V.Max	Hour
1	START	01:24,440	00:28,664	00:23,684	00:27,202		09:02:43
2	01:41,971	00:24,695	00:26,866	00:23,539	00:26,871	233,94	09:04:25
3	01:39,141	00:22,626	00:26,478	00:23,249	00:26,788	234,78	09:06:04
4	01:39,489	00:22,559	00:26,621	00:23,307	00:27,002	234,78	09:07:43
5	01:39,337	00:22,843	00:26,579	00:23,195	00:26,720	243,61	09:09:23
6	PIT	00:22,858	00:27,369	00:23,902	00:34,478	233,94	09:11:11
7	14:33,899	13:13,259	00:27,097	00:26,295	00:27,248		09:25:45
8	01:38,531	00:22,525	00:26,299	00:23,077	00:26,630	232,26	09:27:24
9	01:47,683	00:22,500	00:26,311	00:31,335	00:27,537	233,09	09:29:11
10	01:42,561	00:22,490	00:26,156	00:26,931	00:26,984	235,64	09:30:54
11	01:39,159	00:22,552	00:26,640	00:23,257	00:26,710	235,64	09:32:33
12	01:38,729	00:22,554	00:26,236	00:23,156	00:26,783	233,09	09:34:12
13	01:41,637	00:22,788	00:26,335	00:24,014	00:28,500	235,64	09:35:53
14	01:40,076	00:22,719	00:26,256	00:24,247	00:26,854	233,09	09:37:33
15	01:38,793	00:22,681	00:26,292	00:23,107	00:26,713	234,78	09:39:12
16	01:38,522	00:22,646	00:26,039	00:23,000	00:26,837	234,78	09:40:51

13	RATO,Mattia ITA	PROMORACING				P.Vmax: 14	T. Ideal: 01:37,907
		Sector 1	Sector 2	Sector 3	Sector 4		

Lap	Time	Sector 1	Sector 2	Sector 3	Sector 4	V.Max	Hour
1	START	00:31,403	00:27,643	00:23,689	00:27,102		09:01:49
2	01:39,536	00:22,914	00:26,456	00:23,456	00:26,710	241,79	09:03:28
3	01:39,083	00:22,664	00:26,319	00:23,329	00:26,771	242,70	09:05:07
4	01:39,046	00:22,637	00:26,275	00:23,383	00:26,751	241,79	09:06:46
5	01:38,845	00:22,573	00:26,219	00:23,240	00:26,813	242,70	09:08:25
6	01:46,418	00:24,579	00:26,663	00:28,006	00:27,170	240,89	09:10:11
7	01:39,266	00:22,618	00:26,375	00:23,380	00:26,893	240,00	09:11:51
8	PIT	00:22,604	00:26,439	00:23,298	00:34,319	240,89	09:13:37
9	10:34,758	09:17,420	00:27,176	00:23,373	00:26,789		09:24:12
10	01:38,615	00:22,687	00:26,084	00:23,193	00:26,651	237,36	09:25:51
11	01:38,197	00:22,428	00:26,016	00:23,250	00:26,503	240,89	09:27:29
12	01:44,514	00:22,674	00:26,098	00:28,739	00:27,003	242,70	09:29:13
13	01:38,196	00:22,467	00:26,048	00:23,121	00:26,560	240,89	09:30:52
14	01:38,440	00:22,444	00:25,934	00:23,595	00:26,467	241,79	09:32:30
15	01:38,268	00:22,385	00:26,052	00:23,289	00:26,542	242,70	09:34:08
16	01:46,058	00:23,415	00:26,525	00:28,222	00:27,896	241,79	09:35:54
17	01:38,588	00:22,551	00:26,143	00:23,178	00:26,716	240,00	09:37:33
18	01:38,572	00:22,609	00:26,142	00:23,174	00:26,647	239,11	09:39:12
19	01:38,409	00:22,490	00:26,081	00:23,161	00:26,677	239,11	09:40:50

18	CARDELUS,Xavier AND	PROMORACING				P.Vmax: 10	T. Ideal: 01:37,542
		Sector 1	Sector 2	Sector 3	Sector 4		

Lap	Time	Sector 1	Sector 2	Sector 3	Sector 4	V.Max	Hour
1	START	00:43,912	00:27,589	00:24,636	00:27,666		09:02:02
2	01:39,938	00:23,006	00:26,647	00:23,581	00:26,704	240,89	09:03:42
3	01:39,137	00:22,525	00:26,330	00:23,718	00:26,564	242,70	09:05:22
4	01:40,643	00:22,874	00:27,378	00:23,541	00:26,850	243,61	09:07:02
5	01:39,085	00:22,671	00:26,262	00:23,435	00:26,717	240,89	09:08:41
6	01:38,706	00:22,514	00:26,271	00:23,298	00:26,623	241,79	09:10:20
7	01:41,933	00:23,802	00:28,162	00:23,415	00:26,554	241,79	09:12:02
8	01:38,535	00:22,606	00:26,152	00:23,251	00:26,526	241,79	09:13:40
9	PIT	00:22,863	00:27,783	00:23,955	00:32,550	239,11	09:15:28
10	11:35,786	10:10,886	00:32,019	00:24,975	00:27,906		09:27:03
11	01:38,185	00:22,603	00:26,124	00:23,090	00:26,368	239,11	09:28:42

12	01:37,663	00:22,283	00:25,944	00:23,146	00:26,290	239,11	09:30:19
13	01:37,884	00:22,401	00:25,973	00:23,163	00:26,347	240,89	09:31:57
14	01:44,037	00:26,913	00:27,047	00:23,543	00:26,534	240,89	09:33:41
15	01:37,792	00:22,338	00:25,970	00:23,089	00:26,395	240,00	09:35:19
16	01:37,936	00:22,352	00:25,997	00:23,186	00:26,401	241,79	09:36:57
17	01:45,699	00:28,994	00:26,872	00:23,301	00:26,532	240,00	09:38:43
18	01:37,893	00:22,425	00:25,880	00:23,259	00:26,329	239,11	09:40:20

20	EKKY,Dimas INA	PERTAMINA MANDALIKA				P.Vmax: 14	T. Ideal: 01:37,286
		Sector 1	Sector 2	Sector 3	Sector 4		

Lap	Time	Sector 1	Sector 2	Sector 3	Sector 4	V.Max	Hour
1	START	00:51,018	00:27,605	00:23,836	00:26,912		09:02:08
2	01:39,007	00:22,792	00:26,351	00:23,217	00:26,647	242,70	09:03:47
3	01:40,266	00:22,535	00:26,196	00:24,728	00:26,807	242,70	09:05:27
4	01:39,309	00:22,533	00:26,186	00:23,877	00:26,713	241,79	09:07:07
5	PIT	00:22,635	00:26,777	00:23,338	00:37,190	241,79	09:08:57
6	04:11,112	02:52,949	00:27,773	00:23,472	00:26,918		09:13:08
7	01:38,917	00:22,552	00:26,343	00:23,265	00:26,757	239,11	09:14:47
8	01:38,988	00:22,534	00:26,431	00:23,162	00:26,861	240,00	09:16:26
9	01:38,907	00:22,511	00:26,295	00:23,182	00:26,919	240,89	09:18:05
10	PIT	00:23,753	00:28,710	00:24,965	00:36,928	239,11	09:19:59
11	06:58,036	05:30,803	00:33,399	00:25,607	00:28,227		09:26:57
12	01:38,367	00:22,648	00:26,142	00:22,941	00:26,636	240,00	09:28:35
13	01:37,487	00:22,351	00:25,847	00:22,875	00:26,414	240,89	09:30:13
14	01:37,380	00:22,283	00:25,864	00:22,883	00:26,350	240,89	09:31:50
15	01:37,567	00:22,288	00:25,778	00:22,962	00:26,539	240,89	09:33:28
16	01:46,356	00:26,911	00:29,062	00:23,617	00:26,766	241,79	09:35:14
17	01:37,749	00:22,447	00:25,881	00:22,882	00:26,539	238,24	09:36:52
18	PIT	00:22,350	00:25,922	00:28,031	00:40,343	240,00	09:38:48

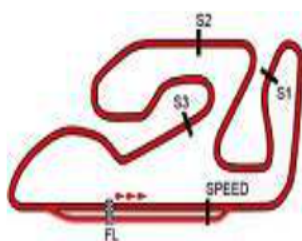
21	LÓPEZ ,Alonso SPA	BOSCOSCURO TEAM CIATTI				P.Vmax: 4	T. Ideal: 01:36,506
		Sector 1	Sector 2	Sector 3	Sector 4		

Lap	Time	Sector 1	Sector 2	Sector 3	Sector 4	V.Max	Hour
1	START	01:15,113	00:27,747	00:23,441	00:26,567		09:02:32
2	01:38,014	00:22,559	00:26,160	00:22,990	00:26,305	240,00	09:04:10
3	01:37,665	00:22,276	00:25,972	00:22,897	00:26,520	240,00	09:05:47
4	01:38,259	00:22,692	00:26,200	00:22,996	00:26,371	245,45	09:07:25
5	01:37,706	00:22,370	00:25,927	00:22,852	00:26,557	240,89	09:09:03
6	01:37,646	00:22,334	00:25,891	00:23,145	00:26,276	240,00	09:10:41
7	01:37,397	00:22,343	00:25,867	00:22,900	00:26,287	239,11	09:12:18
8	01:37,556	00:22,396	00:25,903	00:22,957	00:26,300	240,89	09:13:56
9	PIT	00:28,317	00:27,296	00:24,058	00:33,424	234,78	09:15:49
10	05:46,416	04:29,374	00:26,640	00:23,593	00:26,809		09:21:35
11	01:37,265	00:22,333	00:25,848	00:22,788	00:26,296	240,00	09:23:13
12	01:37,158	00:22,285	00:25,861	00:22,754	00:26,258	239,11	09:24:50
13	PIT	00:23,400	00:26,965	00:23,963	00:32,564	239,11	09:26:37
14	06:45,032	05:24,811	00:27,570	00:25,389	00:27,262		09:33:22
15	01:36,914	00:22,275	00:25,838	00:22,668	00:26,133	239,11	09:34:59
16	01:37,031	00:22,198	00:25,798	00:23,005	00:26,030	239,11	09:36:36
17	01:36,919	00:22,145	00:25,725	00:22,835	00:26,214	240,00	09:38:13
18	01:36,804	00:22,272	00:25,694	00:22,770	00:26,068	240,00	09:39:49
19	01:36,771	00:22,114	00:25,720	00:22,826	00:26,111	240,00	09:41:26

23	HADA,Taiga JPN	AGR TEAM				P.Vmax: 7	T. Ideal: 01:37,911
		Sector 1	Sector 2	Sector 3	Sector 4		

Lap	Time	Sector 1	Sector 2	Sector 3	Sector 4	V.Max	Hour
1	START	00:25,717	00:27,609	00:24,996	00:30,691		09:01:48
2	01:41,366	00:24,062	00:26,752	00:23,665	00:26,887	241,79	09:03:29
3	01:39,534	00:22,731	00:26,680	00:23,505	00:26,618	244,53	09:05:09





Circuit Ricardo Tormo

FIM CEV REPSOL Circuit Ricardo Tormo

ANALYSIS / SECTORS Free Practice 1 Moto2

4	01:38,790	00:22,592	00:26,274	00:23,254	00:26,670	243,61	09:06:47
5	PIT	00:22,861	00:26,321	00:23,310	00:30,952	244,53	09:08:31
6	05:29,602	04:12,198	00:26,996	00:23,619	00:26,789		09:14:00
7	01:39,245	00:22,691	00:26,273	00:23,261	00:27,020	238,24	09:15:40
8	01:39,043	00:22,774	00:26,205	00:23,221	00:26,843	238,24	09:17:19
9	PIT	00:23,024	00:26,644	00:23,608	00:31,269	241,79	09:19:03
10	06:42,367	05:21,766	00:28,913	00:24,773	00:26,915		09:25:46
11	01:47,135	00:30,505	00:26,919	00:23,191	00:26,520	240,89	09:27:33
12	PIT	00:28,009	00:30,717	00:26,619	00:37,598	218,18	09:29:36
13	07:00,866	05:42,167	00:27,501	00:24,476	00:26,722		09:36:37
14	01:38,106	00:22,445	00:25,978	00:22,982	00:26,701	240,89	09:38:15
15	01:45,235	00:28,722	00:26,659	00:23,348	00:26,506	244,53	09:40:00

25	VERDOIA,Andy	VR46 MASTER CAMP TEAM					
	FRA	P.Vmax: 10 T. Ideal: 01:37,951					
Lap Time	Sector 1	Sector 2	Sector 3	Sector 4	V.Max	Hour	
1	START	01:03,259	00:28,266	00:24,352	00:27,333		09:02:22
2	01:40,416	00:23,060	00:26,655	00:23,800	00:26,901	241,79	09:04:02
3	01:39,928	00:23,015	00:26,464	00:23,599	00:26,850	240,89	09:05:42
4	01:41,057	00:24,063	00:26,616	00:23,557	00:26,821	242,70	09:07:23
5	01:40,086	00:22,919	00:26,809	00:23,402	00:26,956	240,89	09:09:03
6	PIT	00:23,017	00:26,528	00:23,427	00:32,863	238,24	09:10:49
7	05:28,498	04:10,921	00:27,105	00:23,642	00:26,830		09:16:18
8	01:39,604	00:22,968	00:26,500	00:23,391	00:26,745	240,00	09:17:57
9	01:38,953	00:22,798	00:26,266	00:23,241	00:26,648	240,00	09:19:36
10	PIT	00:22,827	00:26,301	00:24,261	00:34,259	240,00	09:21:24
11	07:46,600	06:25,181	00:27,602	00:26,033	00:27,784		09:29:11
12	01:39,566	00:22,770	00:26,202	00:23,608	00:26,986	240,89	09:30:50
13	01:38,895	00:22,875	00:26,282	00:23,160	00:26,578	243,61	09:32:29
14	01:38,472	00:22,612	00:26,084	00:23,198	00:26,578	241,79	09:34:07
15	01:37,951	00:22,490	00:25,962	00:23,029	00:26,470	240,89	09:35:45
16	01:38,254	00:22,571	00:26,060	00:23,113	00:26,510	239,11	09:37:24
17	01:45,495	00:22,650	00:31,695	00:24,332	00:26,818	239,11	09:39:09
18	PIT	00:22,622	00:26,261	00:23,268	00:34,138	240,00	09:40:55

33	BERNET,Jeremy	EASYRACE TEAM					
	SPA	P.Vmax: 10 T. Ideal: 01:40,101					
Lap Time	Sector 1	Sector 2	Sector 3	Sector 4	V.Max	Hour	
1	START						09:03:08
2	01:43,782						09:04:52
3	01:44,499						09:06:36
4	01:42,763						09:08:19
5	01:42,464						09:10:02
6	01:43,238						09:11:45
7	PIT						09:13:37
8	08:46,135						09:22:23
9	01:41,236						09:24:04
10	01:42,009	24:29,158	00:26,754	00:24,373	00:27,286		09:25:46
11	01:42,262	00:23,763	00:26,830	00:24,402	00:27,267	242,70	09:27:29
12	01:40,696	00:23,401	00:26,528	00:23,692	00:27,075	225,00	09:29:09
13	01:40,733	00:23,436	00:26,720	00:23,572	00:27,005	240,89	09:30:50
14	01:40,925	00:23,161	00:26,827	00:24,011	00:26,926	241,79	09:32:31
15	01:40,684	00:23,330	00:26,759	00:23,623	00:26,972	240,89	09:34:12
16	01:40,513	00:23,219	00:26,532	00:23,749	00:27,013	240,00	09:35:52
17	01:40,887	00:23,315	00:26,714	00:23,721	00:27,137	240,00	09:37:33
18	01:41,121	00:23,399	00:26,609	00:23,650	00:27,463	236,50	09:39:14
19	01:40,356	00:23,093	00:26,510	00:23,718	00:27,035	243,61	09:40:54

35	WILFORD,Sam	AGR TEAM					
	GBR	P.Vmax: 2 T. Ideal: 01:38,397					
Lap Time	Sector 1	Sector 2	Sector 3	Sector 4	V.Max	Hour	
1	START	01:15,213	00:28,048	00:23,984	00:27,384		09:02:33
2	01:41,356	00:23,139	00:26,901	00:24,146	00:27,170	242,70	09:04:15
3	01:40,819	00:23,217	00:26,981	00:23,638	00:26,983	244,53	09:05:55
4	01:40,244	00:22,910	00:26,814	00:23,432	00:27,088	242,70	09:07:36
5	01:39,579	00:22,836	00:26,579	00:23,402	00:26,762	242,70	09:09:15
6	01:39,331	00:22,787	00:26,428	00:23,291	00:26,825	243,61	09:10:55
7	01:39,456	00:22,725	00:26,532	00:23,362	00:26,837	242,70	09:12:34
8	PIT	00:25,450	00:28,624	00:24,985	00:34,309	243,61	09:14:27
9	08:02,755	06:43,920	00:27,994	00:23,804	00:27,037		09:22:30
10	01:39,232	00:22,830	00:26,379	00:23,264	00:26,759	240,89	09:24:09
11	01:39,171	00:22,820	00:26,379	00:23,299	00:26,673	241,79	09:25:49
12	01:44,698	00:27,723	00:27,042	00:23,307	00:26,626	244,53	09:27:33
13	01:38,838	00:22,738	00:26,290	00:23,252	00:26,558	245,45	09:29:12
14	01:38,880	00:22,766	00:26,272	00:23,220	00:26,622	247,33	09:30:51
15	01:38,675	00:22,663	00:26,242	00:23,138	00:26,632	245,45	09:32:30
16	01:38,481	00:22,598	00:26,103	00:23,190	00:26,590	244,53	09:34:08
17	PIT	00:22,691	00:28,512	00:25,090	00:35,661	245,45	09:36:00
18	05:04,832	03:40,554	00:29,778	00:25,439	00:29,061		09:41:05

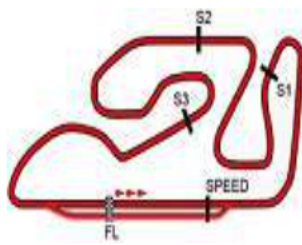
36	KROEZE,Sander	EASYRACE TEAM					
	NED	P.Vmax: 20 T. Ideal: 01:38,504					
Lap Time	Sector 1	Sector 2	Sector 3	Sector 4	V.Max	Hour	
1	START						09:02:49
2	01:41,082						09:04:30
3	01:39,967						09:06:10
4	PIT						09:07:57
5	10:24,533						09:18:22
6	01:39,816						09:20:01
7	01:38,877	00:22,779	00:26,163	00:23,183	00:26,752	234,78	09:21:40
8	01:38,816	00:22,732	00:26,182	00:23,115	00:26,787	233,94	09:23:19
9	01:39,926	00:23,322	00:26,602	00:23,236	00:26,766	234,78	09:24:59
10	01:38,841	00:22,827	00:26,092	00:23,116	00:26,806	233,94	09:26:38
11	01:38,875	00:22,767	00:26,097	00:23,129	00:26,882	234,78	09:28:17
12	01:47,135	00:28,077	00:27,167	00:24,084	00:27,807	231,43	09:30:04
13	01:39,290	00:22,944	00:26,260	00:23,175	00:26,911	230,61	09:31:43
14	01:39,233	00:22,877	00:26,246	00:23,225	00:26,885	230,61	09:33:22
15	01:38,730	00:22,710	00:26,102	00:23,096	00:26,822	233,94	09:35:01
16	01:38,836	00:22,806	00:26,152	00:23,101	00:26,777	231,43	09:36:40
17	01:38,638	00:22,731	00:26,129	00:23,061	00:26,717	231,43	09:38:19
18	01:38,846	00:22,874	00:26,117	00:23,062	00:26,793	230,61	09:39:57
19	01:38,625	00:22,738	00:26,093	00:22,985	00:26,809	231,43	09:41:36

40	MENOZZI,Federico	FAU55 TEY RACING					
	ITA	P.Vmax: 29 T. Ideal: 01:46,151					
Lap Time	Sector 1	Sector 2	Sector 3	Sector 4	V.Max	Hour	
1	START	01:44,566	00:29,899	00:38,166	00:30,267		09:03:22
2	02:17,209	00:24,635	00:55,352	00:27,946	00:29,276	220,41	09:05:39
3	02:22,618	00:42,845	00:44,842	00:26,047	00:28,884	221,92	09:08:01
4	01:52,809	00:24,495	00:28,236	00:27,467	00:32,611	220,41	09:09:54
5	02:15,127	00:37,290	00:35,288	00:33,259	00:29,290	220,41	09:12:09
6	PIT	00:24,366	00:28,064	00:24,852	00:37,838	221,16	09:14:04
7	12:07,062	10:28,651	00:41,856	00:27,087	00:29,468		09:26:12
8	01:55,222	00:32,754	00:28,503	00:25,096	00:28,869	218,92	09:28:07
9	02:09,354	00:33,084	00:34,583	00:27,817	00:33,870	219,66	09:30:16
10	01:53,739	00:30,504	00:28,374	00:25,038	00:29,823	218,92	09:32:10



HEADQUARTERS - Príncipe de Vergara, 183 - 28002 Madrid - Tel: +34 91 782 02 20

www.fimcevrepso.com



Circuit Ricardo Tormo

FIM CEV REPSOL Circuit Ricardo Tormo

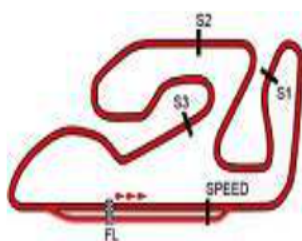
ANALYSIS / SECTORS Free Practice 1 Moto2

Lap	Time	Sector 1	Sector 2	Sector 3	Sector 4	V.Max	Hour
11	PIT	00:30,556	00:28,673	00:25,173	00:36,410	219,66	09:34:11
12	06:49,824	05:06,952	00:34,452	00:38,857	00:29,563		09:41:00
43	JEPERSEN, Simon DEN	H43 TEAMNOBBY YAMAHA P.Vmax: 25 T. Ideal: 01:39,554					
1	START						09:19:55
2	01:40,622						09:21:35
3	01:40,338	21:59,679	00:26,692	00:23,434	00:27,102		09:23:16
4	01:39,745	00:22,842	00:26,549	00:23,287	00:27,067	231,43	09:24:55
5	01:39,915	00:22,895	00:26,564	00:23,388	00:27,068	232,26	09:26:35
6	01:39,613	00:22,854	00:26,528	00:23,314	00:26,917	230,61	09:28:15
7	PIT	00:23,437	00:26,939	00:23,732	00:34,450	229,79	09:30:03
8	PIT	05:39,420	00:28,438	00:26,423	00:32,222		09:37:10
9	02:34,474	01:16,828	00:27,100	00:23,512	00:27,034		09:39:44
10	01:39,847	00:23,007	00:26,508	00:23,379	00:26,953	228,98	09:41:24
44	ORGIS, Kevin GER	AVINTIA ESPONSORAMA JUNIO P.Vmax: 20 T. Ideal: 01:40,872					
1	START	01:31,225	00:28,492	00:24,238	00:27,631		09:02:50
2	01:42,257	00:23,251	00:27,226	00:24,191	00:27,589	234,78	09:04:33
3	01:42,149	00:23,277	00:27,190	00:24,072	00:27,610	234,78	09:06:15
4	01:41,709	00:23,337	00:26,993	00:23,775	00:27,604	233,09	09:07:56
5	01:41,479	00:23,139	00:26,994	00:23,831	00:27,515	232,26	09:09:38
6	PIT	00:23,000	00:26,919	00:24,075	00:38,177	233,09	09:11:30
7	09:29,608	08:10,824	00:27,216	00:24,012	00:27,556		09:21:00
8	01:53,081	00:32,239	00:29,215	00:23,978	00:27,649	231,43	09:22:53
9	01:42,385	00:23,643	00:27,389	00:23,842	00:27,511	232,26	09:24:35
10	01:41,099	00:23,094	00:26,893	00:23,684	00:27,428	232,26	09:26:16
11	01:41,221	00:23,092	00:26,994	00:23,692	00:27,443	232,26	09:27:57
12	PIT	00:23,015	00:26,950	00:39,630	00:39,415	231,43	09:30:06
13	04:45,371	03:25,397	00:27,952	00:24,171	00:27,851		09:34:52
14	01:41,407	00:23,214	00:26,923	00:23,804	00:27,466	230,61	09:36:33
15	01:41,152	00:23,169	00:26,943	00:23,668	00:27,372	233,09	09:38:14
16	PIT	00:23,087	00:26,880	00:23,620	00:37,287	233,94	09:40:05
45	ORGIS, Leon GER	AVINTIA ESPONSORAMA JUNIO P.Vmax: 23 T. Ideal: 01:39,670					
1	START	01:42,359	00:27,986	00:24,080	00:27,777		09:03:01
2	01:43,282	00:23,521	00:27,535	00:24,772	00:27,454	231,43	09:04:44
3	01:40,763	00:23,074	00:26,843	00:23,729	00:27,117	231,43	09:06:25
4	PIT	00:24,922	00:27,093	00:24,155	00:36,619	233,94	09:08:18
5	12:39,927	11:21,930	00:27,167	00:23,561	00:27,269		09:20:58
6	01:42,173	00:23,161	00:27,778	00:23,890	00:27,344	229,79	09:22:40
7	01:39,978	00:22,976	00:26,620	00:23,353	00:27,029	230,61	09:24:20
8	01:39,973	00:23,006	00:26,476	00:23,462	00:27,029	233,09	09:26:00
9	01:39,824	00:22,819	00:26,589	00:23,346	00:27,070	232,26	09:27:40
10	PIT	00:24,135	00:27,270	00:27,204	00:36,416	231,43	09:29:35
11	05:17,762	03:56,967	00:27,863	00:24,477	00:28,455		09:34:52
12	PIT	00:23,453	00:27,148	00:36,279	00:35,327	231,43	09:36:55
13	03:37,126	02:18,641	00:27,179	00:23,822	00:27,484		09:40:32
49	PÉREZ, Alex SPA	AVINTIA ESPONSORAMA JUNIO P.Vmax: 25 T. Ideal: 01:41,227					
1	START	01:30,042	00:30,226	00:25,121	00:27,990		09:02:52
2	01:48,659	00:23,553	00:27,360	00:29,038	00:28,708	229,79	09:04:41
3	01:43,707	00:23,913	00:27,341	00:24,668	00:27,785	228,17	09:06:24
50	VOSTATEK, Ondrej CZE	FAU55 TEY RACING P.Vmax: 27 T. Ideal: 01:39,428					
1	START	01:11,300	00:28,049	00:23,932	00:27,700		09:02:30
2	01:41,597	00:23,316	00:27,054	00:23,925	00:27,302	223,45	09:04:11
3	01:41,336	00:23,242	00:26,935	00:23,685	00:27,474	228,98	09:05:53
4	01:44,886	00:23,923	00:29,708	00:23,944	00:27,311	226,57	09:07:37
5	01:40,618	00:23,205	00:26,900	00:23,411	00:27,102	228,98	09:09:18
6	01:43,849	00:25,114	00:27,952	00:23,450	00:27,333	228,98	09:11:02
7	01:47,287	00:23,122	00:26,717	00:29,600	00:27,848	227,37	09:12:49
8	01:40,981	00:23,096	00:26,727	00:23,560	00:27,598	229,79	09:14:30
9	PIT	00:23,977	00:28,460	00:24,660	00:33,087	225,00	09:16:20
10	09:27,038	08:04,743	00:27,283	00:25,650	00:29,362		09:25:47
11	01:40,840	00:23,121	00:26,671	00:23,857	00:27,191	227,37	09:27:28
12	01:39,609	00:22,939	00:26,436	00:23,257	00:26,977	230,61	09:29:08
13	01:39,611	00:22,928	00:26,422	00:23,201	00:27,060	225,78	09:30:48
14	01:39,914	00:22,947	00:26,411	00:23,286	00:27,270	226,57	09:32:27
15	01:39,935	00:23,063	00:26,462	00:23,379	00:27,031	225,78	09:34:07
16	01:47,596	00:23,047	00:26,793	00:29,521	00:28,235	225,00	09:35:55
17	01:39,746	00:23,062	00:26,393	00:23,227	00:27,064	228,98	09:37:35
18	01:39,691	00:22,911	00:26,514	00:23,147	00:27,119	231,43	09:39:14
19	01:39,892	00:22,970	00:26,485	00:23,387	00:27,050	230,61	09:40:54
52	BOERBOOM, Jorel NED	BOERBOOM RACING P.Vmax: 17 T. Ideal: 01:42,407					
1	START	00:41,505	00:29,395	00:25,036	00:27,859		09:02:02
2	01:42,465	00:23,531	00:27,154	00:24,291	00:27,489	239,11	09:03:45
3	01:43,653	00:23,473	00:27,239	00:25,020	00:27,921	240,89	09:05:29
54	ALDEGUER, Fermin SPA	BOSCOSCURO TEAM CIATTI P.Vmax: 7 T. Ideal: 01:37,255					
1	START	01:52,669	00:29,156	00:24,290	00:27,348		09:03:12
2	01:39,496	00:22,918	00:26,566	00:23,414	00:26,598	241,79	09:04:52
3	01:39,031	00:23,079	00:26,245	00:23,192	00:26,515	244,53	09:06:31
4	01:38,237	00:22,579	00:26,043	00:23,024	00:26,591	243,61	09:08:09
5	01:37,677	00:22,434	00:25,908	00:22,939	00:26,396	243,61	09:09:47
6	01:37,290	00:22,293	00:25,943	00:22,774	00:26,280	243,61	09:11:24
7	PIT	00:22,373	00:27,982	00:24,008	00:33,609	242,70	09:13:12
55	TOLEDO, Alex SPA	EASYRACE P.Vmax: 2 T. Ideal: 01:38,107					
1	START	01:25,844	00:27,737	00:23,808	00:27,199		09:02:43



HEADQUARTERS - Príncipe de Vergara, 183 - 28002 Madrid - Tel.: +34 91 782 02 20

www.fimcevrepso.com



Circuit Ricardo Tormo

FIM CEV REPSOL Circuit Ricardo Tormo

ANALYSIS / SECTORS Free Practice 1 Moto2

2	01:44,099	00:25,328	00:26,807	00:25,049	00:26,915	245,45	09:04:27
3	01:39,228	00:22,747	00:26,251	00:23,498	00:26,732	246,39	09:06:07
4	01:38,969	00:22,725	00:26,251	00:23,326	00:26,667	243,61	09:07:46
5	PIT	00:22,652	00:26,232	00:24,318	00:32,574	243,61	09:09:31
6	07:11,844	05:53,702	00:27,537	00:23,537	00:27,068		09:16:43
7	01:38,979	00:22,712	00:26,326	00:23,267	00:26,674	239,11	09:18:22
8	01:38,756	00:22,656	00:26,144	00:23,365	00:26,591	244,53	09:20:01
9	01:38,391	00:22,490	00:26,088	00:23,228	00:26,585	243,61	09:21:39
10	01:38,611	00:22,627	00:26,119	00:23,167	00:26,698	247,33	09:23:18
11	01:38,601	00:22,549	00:26,174	00:23,251	00:26,627	242,70	09:24:57
12	02:07,679	00:26,349	00:41,843	00:25,687	00:33,800	243,61	09:27:04
13	01:38,345	00:22,442	00:26,208	00:23,154	00:26,541	244,53	09:28:43
14	01:38,107	00:22,434	00:26,037	00:23,130	00:26,506	243,61	09:30:21
15	01:40,538	00:22,978	00:26,690	00:23,693	00:27,177	240,00	09:32:01
16	PIT	00:26,970	00:26,898	00:23,823	00:33,246	243,61	09:33:52
17	06:41,189	05:24,048	00:26,691	00:23,565	00:26,885		09:40:33

70	ISHIZUKA, Takeshi	EASY RACE TEAM				
	JPN	P.Vmax: 1 T. Ideal: 01:39,008				
Lap Time	Sector 1	Sector 2	Sector 3	Sector 4	V.Max	Hour
1	START					09:02:24
2	01:42,180					09:04:06
3	01:41,264					09:05:47
4	01:41,830					09:07:29
5	01:40,483					09:09:09
6	PIT					09:10:58
7	09:08,400					09:20:07
8	01:40,293					09:21:47
9	01:54,315					09:23:41
10	02:05,690					09:25:47
11	01:40,831	26:11,591	00:26,666	00:23,788	00:27,031	09:27:28
12	01:40,574	00:22,765	00:26,402	00:24,458	00:26,949	244,53 09:29:08
13	01:45,196	00:27,648	00:27,169	00:23,556	00:26,823	247,33 09:30:54
14	01:40,024	00:22,709	00:27,075	00:23,427	00:26,813	245,45 09:32:34
15	01:39,333	00:22,770	00:26,264	00:23,454	00:26,845	244,53 09:34:13
16	01:39,390	00:22,698	00:26,313	00:23,495	00:26,884	247,33 09:35:52
17	01:41,771	00:25,193	00:26,347	00:23,413	00:26,818	243,61 09:37:34
18	01:39,837	00:22,871	00:26,303	00:23,505	00:27,158	249,23 09:39:14
19	01:39,088	00:22,703	00:26,339	00:23,316	00:26,730	244,53 09:40:53

74	BIESIEKIRSKI, Piotr	PERTAMINA MANDALIKA SAG S				
	POL	P.Vmax: 7 T. Ideal: 01:37,627				
Lap Time	Sector 1	Sector 2	Sector 3	Sector 4	V.Max	Hour
1	START	00:36,852	00:28,113	00:23,688	00:27,210	09:01:55
2	01:39,420	00:22,763	00:26,570	00:23,314	00:26,773	242,70 09:03:34
3	01:38,993	00:22,494	00:26,108	00:23,665	00:26,726	244,53 09:05:13
4	01:38,599	00:22,480	00:26,188	00:23,248	00:26,683	243,61 09:06:52
5	01:38,537	00:22,500	00:26,152	00:23,196	00:26,689	244,53 09:08:30
6	PIT	00:26,143	00:28,551	00:23,934	00:35,056	243,61 09:10:24
7	PIT	07:01,702	00:27,061	00:23,439	00:34,114	09:18:50
8	05:22,266	04:05,869	00:26,507	00:23,125	00:26,765	09:24:12
9	01:39,626	00:22,669	00:27,123	00:23,131	00:26,703	244,53 09:25:52
10	01:38,144	00:22,575	00:25,947	00:22,965	00:26,657	244,53 09:27:30
11	PIT	00:22,503	00:26,062	00:24,467	00:34,050	244,53 09:29:17
12	05:34,569	04:16,834	00:26,727	00:23,367	00:27,641	09:34:52
13	01:38,457	00:22,655	00:26,046	00:23,050	00:26,706	240,00 09:36:30
14	01:38,300	00:22,395	00:26,160	00:23,068	00:26,677	242,70 09:38:09
15	01:37,867	00:22,400	00:25,971	00:23,003	00:26,493	242,70 09:39:46
16	01:37,863	00:22,326	00:25,860	00:22,948	00:26,729	242,70 09:41:24

81	PÉREZ, Mika	DAYAM77 RT				
	SPA	P.Vmax: 19 T. Ideal: 01:39,108				
Lap Time	Sector 1	Sector 2	Sector 3	Sector 4	V.Max	Hour
1	START	01:19,625	00:27,851	00:24,564	00:28,294	09:02:39
2	01:40,497	00:23,307	00:26,548	00:23,535	00:27,107	231,43 09:04:20
3	01:40,411	00:23,149	00:26,604	00:23,490	00:27,168	236,50 09:06:00
4	01:39,863	00:23,025	00:26,359	00:23,270	00:27,209	232,26 09:07:40
5	01:39,884	00:23,053	00:26,316	00:23,254	00:27,261	233,09 09:09:20
6	PIT	00:23,626	00:30,335	00:23,701	00:35,924	237,36 09:11:13
7	08:45,629	07:27,198	00:27,117	00:23,805	00:27,509	09:19:59
8	01:40,114	00:23,182	00:26,354	00:23,451	00:27,127	228,17 09:21:39
9	01:39,858	00:23,190	00:26,272	00:23,359	00:27,037	230,61 09:23:19
10	01:39,371	00:22,887	00:26,139	00:23,313	00:27,032	231,43 09:24:58
11	01:39,512	00:22,946	00:26,258	00:23,194	00:27,114	232,26 09:26:38
12	01:39,372	00:23,122	00:26,103	00:23,223	00:26,924	231,43 09:28:17
13	PIT	00:27,352	00:27,227	00:23,956	00:35,633	233,09 09:30:11
14	08:55,541	07:37,741	00:26,807	00:23,306	00:27,687	09:39:07
15	01:39,640	00:23,061	00:26,273	00:23,213	00:27,093	228,17 09:40:46

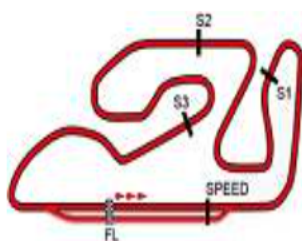
83	CARPE, Antonio	DAYAM77 RACING TEAM				
	SPA	P.Vmax: 24 T. Ideal: 01:41,464				
Lap Time	Sector 1	Sector 2	Sector 3	Sector 4	V.Max	Hour
1	START	01:33,631	00:30,736	00:25,977	00:29,306	09:02:58
2	01:48,211	00:24,961	00:29,089	00:25,778	00:28,383	228,98 09:04:47
3	01:52,160	00:25,861	00:33,581	00:24,515	00:28,203	229,79 09:06:39
4	01:43,449	00:24,224	00:27,460	00:24,168	00:27,597	229,79 09:08:22
5	01:44,034	00:23,774	00:27,190	00:24,882	00:28,188	233,09 09:10:06
6	01:42,607	00:23,506	00:27,238	00:23,954	00:27,909	229,79 09:11:49
7	PIT	00:23,618	00:27,706	00:24,275	00:40,387	228,98 09:13:45
8	07:07,687	05:44,318	00:29,437	00:25,034	00:28,898	09:20:52
9	01:42,756	00:23,585	00:27,398	00:24,052	00:27,721	228,17 09:22:35
10	01:41,830	00:23,485	00:27,053	00:23,753	00:27,539	228,98 09:24:17
11	01:45,011	00:23,377	00:27,359	00:26,005	00:28,270	229,79 09:26:02
12	PIT	00:26,998	00:28,788	00:25,217	00:37,791	229,79 09:28:01
13	07:34,357	06:12,331	00:29,335	00:24,588	00:28,103	09:35:35
14	01:42,482	00:23,582	00:27,194	00:23,965	00:27,741	227,37 09:37:18
15	01:41,627	00:23,492	00:26,877	00:23,801	00:27,457	227,37 09:38:59
16	01:42,122	00:23,526	00:27,158	00:23,875	00:27,563	228,17 09:40:41

98	DE VRIES, Tomás	DATRACING-CHASSIS FACTORY				
	NED	P.Vmax: 30 T. Ideal: 02:12,485				
Lap Time	Sector 1	Sector 2	Sector 3	Sector 4	V.Max	Hour
1	START	00:49,390	00:29,132	00:25,241	00:28,722	09:02:11



HEADQUARTERS - Príncipe de Vergara, 183 - 28002 Madrid - Tel.: +34 91 782 02 20

www.fimcevrepso.com



Circuit Ricardo Tormo

FIM CEV REPSOL Circuit Ricardo Tormo

VELOCIDAD EN SECTORES Free Practice 1 Moto2

3 - TULOVIC,Lukas								P.Vmax: 4	T. Ideal: 01:36,867
Lap	Time	Vel. S1	Vel. S2	Vel. S3	Vel. S4	Avg spd	V.Max	Hour	
1	START	41,78	124,07	129,55	154,46	85,21		09:02:48	
2	01:38,807	167,24	131,09	130,57	155,75	145,92	242,70	09:04:27	
3	01:37,529	169,82	132,77	133,44	156,34	147,83	243,61	09:06:04	
4	01:38,138	169,16	132,03	132,84	154,72	146,92	245,45	09:07:42	
5	01:37,339	169,79	133,69	133,64	156,23	148,12	243,61	09:09:20	
6	01:38,655	166,43	130,87	132,42	155,65	146,15	245,45	09:10:58	
7	01:37,321	171,28	133,56	133,66	155,31	148,15	242,70	09:12:36	
8	PIT	168,25	131,97	132,04	127,15	138,38	241,79	09:14:20	
9	15:30,039	4,47	129,30	130,31	154,82	15,50		09:29:50	
10	01:37,517	170,28	132,96	133,32	155,95	147,85	240,00	09:31:27	
11	01:37,537	170,85	132,99	132,52	156,17	147,82	240,00	09:33:05	
12	01:37,092	171,43	133,34	133,83	156,62	148,50	241,79	09:34:42	
13	01:37,380	171,91	132,58	133,37	155,89	148,06	244,53	09:36:19	
14	01:37,244	171,92	133,19	133,34	156,01	148,27	240,00	09:37:57	
15	01:37,071	172,04	133,19	133,47	156,82	148,53	240,00	09:39:34	
16	01:36,951	172,22	133,81	133,43	156,72	148,71	240,89	09:41:11	

4 - MARIA,kiko								P.Vmax: 28	T. Ideal: 01:48,013
Lap	Time	Vel. S1	Vel. S2	Vel. S3	Vel. S4	Avg spd	V.Max	Hour	
1	START	35,16	103,56	98,87	125,96	70,25		09:03:24	
2	01:55,778	145,40	111,42	108,25	134,81	124,53	228,98	09:05:20	
3	01:52,526	150,20	113,48	112,42	138,48	128,13	229,79	09:07:12	
4	01:51,022	152,01	114,71	114,33	140,49	129,87	229,79	09:09:03	
5	PIT	146,93	107,56	86,06	103,70	108,38	228,98	09:11:16	
6	PIT	6,69	103,49	109,51	101,18	21,46		09:22:28	
7	10:20,444	7,16	112,38	112,88	138,09	23,24		09:32:48	
8	01:49,824	153,33	116,97	115,54	141,09	131,28	228,98	09:34:38	
9	01:48,552	155,70	117,85	117,32	142,43	132,82	228,17	09:36:27	
10	01:48,084	155,57	118,72	118,80	142,18	133,40	229,79	09:38:15	
11	01:58,180	124,48	112,10	112,16	138,63	122,00	230,60	09:40:13	

7 - NORRODIN,Adam								P.Vmax: 4	T. Ideal: 01:36,751
Lap	Time	Vel. S1	Vel. S2	Vel. S3	Vel. S4	Avg spd	V.Max	Hour	
1	START	75,24	124,09	127,62	153,75	111,71		09:02:08	
2	01:38,717	167,63	130,11	131,80	155,85	146,05	241,79	09:03:46	
3	01:41,847	149,28	131,06	131,31	153,31	141,57	245,45	09:05:28	
4	01:38,970	166,99	132,87	127,56	156,17	145,68	244,53	09:07:07	
5	01:37,784	169,98	132,95	131,65	156,33	147,45	244,53	09:08:45	
6	01:37,702	170,27	132,70	132,18	156,33	147,57	242,70	09:10:23	
7	01:37,705	170,77	132,97	132,27	155,52	147,57	243,61	09:12:00	
8	01:37,875	169,95	132,01	132,15	156,39	147,31	241,79	09:13:38	
9	PIT	147,74	118,90	124,20	118,64	126,49	241,79	09:15:32	
10	11:30,809	6,22	127,94	129,79	154,25	20,87		09:27:03	
11	01:38,015	168,55	132,34	131,88	156,55	147,10	238,24	09:28:41	
12	PIT	170,46	133,38	132,31	116,58	135,37	240,00	09:30:28	
13	05:30,626	15,00	129,84	130,57	156,20	43,61		09:35:58	
14	01:36,859	171,64	133,71	133,64	157,63	148,86	239,11	09:37:35	
15	01:38,519	168,70	132,74	131,26	153,67	146,35	243,61	09:39:14	
16	01:37,119	172,12	133,58	133,90	155,58	148,46	240,89	09:40:51	

8 - ZETTI,Alessandro								P.Vmax: 16	T. Ideal: 01:37,390
Lap	Time	Vel. S1	Vel. S2	Vel. S3	Vel. S4	Avg spd	V.Max	Hour	
1	START	123,62	117,82	115,24	137,91	123,94		09:01:55	
2	01:40,866	163,34	128,02	129,27	152,02	142,94	239,11	09:03:36	
3	01:40,280	166,68	129,22	127,80	152,79	143,78	239,11	09:05:16	
4	01:39,601	165,66	130,34	129,79	154,09	144,76	240,89	09:06:56	
5	01:39,050	166,99	131,07	130,77	154,36	145,56	241,79	09:08:35	

6	01:38,964	167,83	130,92	130,86	154,27	145,69	240,00	09:10:14
7	PIT	167,84	130,82	130,15	119,29	134,82	240,89	09:12:01
8	05:09,795	16,51	124,31	127,84	151,77	46,54		09:17:11
9	01:39,199	167,05	130,09	131,68	153,66	145,34	238,24	09:18:50
10	01:39,127	166,69	130,54	131,41	154,10	145,45	240,00	09:20:29
11	01:39,301	166,15	130,55	131,19	153,73	145,19	238,24	09:22:08
12	PIT	154,46	120,08	121,88	117,63	127,21	238,24	09:24:01
13	09:22,304	8,02	120,72	98,88	150,36	25,64		09:33:24
14	01:38,544	167,49	131,59	132,06	154,96	146,31	240,00	09:35:02
15	01:37,854	169,08	133,02	132,47	155,68	147,34	240,00	09:36:40
16	01:38,491	167,81	132,36	131,26	154,95	146,39	241,79	09:38:19
17	01:37,622	169,89	133,17	133,23	155,48	147,69	241,79	09:39:56
18	01:37,491	169,60	134,00	132,87	155,90	147,89	239,11	09:41:34

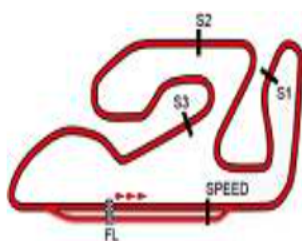
9 - KUBO,Kemintih								P.Vmax: 18	T. Ideal: 01:36,737
Lap	Time	Vel. S1	Vel. S2	Vel. S3	Vel. S4	Avg spd	V.Max	Hour	
1	START	133,30	122,30	127,33	146,12	132,47		09:01:48	
2	01:38,931	166,42	131,21	131,16	154,93	145,74	234,78	09:03:26	
3	01:38,565	168,92	131,34	130,97	155,14	146,28	239,11	09:05:05	
4	01:38,306	170,48	132,66	129,09	155,89	146,66	239,11	09:06:43	
5	01:38,167	167,66	132,38	133,02	155,15	146,87	240,00	09:08:21	
6	01:37,854	169,87	132,39	132,77	155,49	147,34	239,11	09:09:59	
7	01:37,456	170,57	132,95	133,18	156,24	147,94	240,00	09:11:37	
8	PIT	151,03	115,82	122,49	114,40	124,49	238,24	09:13:33	
9	07:05,922	11,02	122,20	124,98	152,09	33,85		09:20:39	
10	01:37,117	170,41	133,90	134,26	156,18	148,46	235,64	09:22:16	
11	04:35,848	19,15	127,70	131,41	155,37	52,27	237,36	09:26:52	
12	01:36,987	170,85	134,14	134,33	156,28	148,66	238,24	09:28:28	
13	01:36,965	170,83	133,63	134,20	157,14	148,69	238,24	09:30:05	
14	01:37,604	171,57	131,96	133,52	155,39	147,72	239,11	09:31:43	
15	01:37,180	171,65	133,13	133,35	156,66	148,36	240,00	09:33:20	
16	PIT	170,04	123,89	132,68	126,21	136,30	239,11	09:35:06	

10 - MORENO,Guillermo								P.Vmax: 20	T. Ideal: 01:39,824
Lap	Time	Vel. S1	Vel. S2	Vel. S3	Vel. S4	Avg spd	V.Max	Hour	
1	START	52,85	117,53	113,77	145,63	92,13		09:02:35	
2	01:44,040	160,65	125,09	120,78	149,26	138,58	231,43	09:04:19	
3	01:41,607	163,67	127,66	126,70	150,70	141,90	233,09	09:06:01	
4	01:42,315	161,37	126,82	126,81	149,50	140,92	233,94	09:07:43	
5	01:41,777	163,25	127,72	127,15	149,57	141,66	233,94	09:09:25	
6	01:41,609	164,00	127,73	128,05	148,98	141,90	233,94	09:11:07	
7	01:41,623	164,17	127,17	127,66	149,81	141,88	230,60	09:12:48	
8	PIT	164,76	127,25	127,00	107,05	128,01	231,43	09:14:41	
9	08:12,991	9,39	117,34	120,31	129,12	29,25		09:22:54	
10	01:41,463	164,60	127,63	127,59	149,89	142,10	230,60	09:24:35	
11	01:42,651	156,30	124,71	128,81	152,38	140,46	234,78	09:26:18	
12	01:40,217	166,48	129,74	128,97	151,49	143,87	231,43	09:27:58	
13	01:40,399	168,20	128,87	128,21	150,95	143,61	229,79	09:29:39	
14	01:41,119	164,00	128,29	127,50	151,59	142,58	228,98	09:31:20	
15	01:41,481	165,10	127,46	127,41	149,79	142,08	228,17	09:33:01	
16	01:40,772	166,22	127,93	128,48	151,18	143,08	229,79	09:34:42	
17	01:40,458	166,47	129,35	128,03	151,57	143,52	229,79	09:36:22	
18	01:41,101	165,27	129,16	127,04	150,17	142,61	228,17	09:38:03	
19	PIT	91,32	92,40	87,83	86,27	89,32	218,92	09:40:45	

11 - ESCRIG,Alex								P.Vmax: 10	T. Ideal: 01:38,159
Lap	Time	Vel. S1	Vel. S2	Vel. S3	Vel. S4	Avg spd	V.Max	Hour	
1	START	45,19	119,94	128,44	151,53	87,92		09:02:43	
2	01:41,971	154,53	127,97	129,23	153,40	141,39	233,94	09:04:25	



HEADQUARTERS - Príncipe de Vergara, 183 - 28002 Madrid - Tel.: +34 91 782 02 20



Circuit Ricardo Tormo

FIM CEV REPSOL Circuit Ricardo Tormo

VELOCIDAD EN SECTORES Free Practice 1 Moto2

3	01:39,141	168,66	129,84	130,84	153,87	145,43	234,78	09:06:04
4	01:39,489	169,16	129,15	130,52	152,66	144,92	234,78	09:07:43
5	01:39,337	167,05	129,35	131,15	154,27	145,14	243,61	09:09:23
6	PIT	166,94	125,62	127,27	119,55	132,75	233,94	09:11:11
7	14:33,899	4,81	126,88	115,69	151,28	16,50		09:25:45
8	01:38,531	169,41	130,73	131,82	154,79	146,33	232,26	09:27:24
9	01:47,683	169,60	130,67	97,08	149,69	133,89	233,09	09:29:11
10	01:42,561	169,68	131,44	112,96	152,76	140,58	235,64	09:30:54
11	01:39,159	169,21	129,05	130,80	154,32	145,40	235,64	09:32:33
12	01:38,729	169,19	131,04	131,37	153,90	146,04	233,09	09:34:12
13	01:41,637	167,46	130,55	126,68	144,63	141,86	235,64	09:35:53
14	01:40,076	167,97	130,94	125,46	153,50	144,07	233,09	09:37:33
15	01:38,793	168,25	130,76	131,65	154,31	145,94	234,78	09:39:12
16	01:38,522	168,51	132,03	132,26	153,59	146,34	234,78	09:40:51

13 - RATO, Mattia		P.Vmax: 14		T. Ideal: 01:37,907				
Lap	Time	Vel. S1	Vel. S2	Vel. S3	Vel. S4	Avg spd	V.Max	Hour

1	START	121,52	124,37	128,41	152,09	131,27		09:01:49
2	01:39,536	166,54	129,95	129,69	154,32	144,85	241,79	09:03:28
3	01:39,083	168,37	130,63	130,40	153,97	145,51	242,70	09:05:07
4	01:39,046	168,57	130,85	130,09	154,09	145,57	241,79	09:06:46
5	01:38,845	169,05	131,13	130,90	153,73	145,86	242,70	09:08:25
6	01:46,418	155,25	128,94	108,62	151,71	135,48	240,89	09:10:11
7	01:39,266	168,72	130,35	130,11	153,27	145,25	240,00	09:11:51
8	PIT	168,82	130,04	130,57	120,11	135,18	240,89	09:13:37
9	10:34,758	6,85	126,51	130,15	153,87	22,71		09:24:12
10	01:38,615	168,20	131,80	131,16	154,67	146,20	237,36	09:25:51
11	01:38,197	170,14	132,15	130,84	155,53	146,83	240,89	09:27:29
12	01:44,514	168,30	131,73	105,85	152,65	137,95	242,70	09:29:13
13	01:38,196	169,85	131,99	131,57	155,20	146,83	240,89	09:30:52
14	01:38,440	170,02	132,57	128,93	155,74	146,46	241,79	09:32:30
15	01:38,268	170,47	131,97	130,62	155,30	146,72	242,70	09:34:08
16	01:46,058	162,97	129,61	107,79	147,76	135,94	241,79	09:35:54
17	01:38,588	169,22	131,51	131,25	154,29	146,25	240,00	09:37:33
18	01:38,572	168,78	131,51	131,27	154,69	146,27	239,11	09:39:12
19	01:38,409	169,68	131,82	131,34	154,52	146,51	239,11	09:40:50

18 - CARDELUS, Xavier		P.Vmax: 10		T. Ideal: 01:37,542				
Lap	Time	Vel. S1	Vel. S2	Vel. S3	Vel. S4	Avg spd	V.Max	Hour

1	START	86,90	124,61	123,48	148,99	116,46		09:02:02
2	01:39,938	165,87	129,02	129,00	154,36	144,27	240,89	09:03:42
3	01:39,137	169,41	130,57	128,26	155,17	145,44	242,70	09:05:22
4	01:40,643	166,83	125,58	129,22	153,52	143,26	243,61	09:07:02
5	01:39,085	168,32	130,91	129,81	154,28	145,51	240,89	09:08:41
6	01:38,706	169,49	130,87	130,57	154,83	146,07	241,79	09:10:20
7	01:41,933	160,32	122,08	129,92	155,23	141,45	241,79	09:12:02
8	01:38,535	168,80	131,46	130,83	155,39	146,32	241,79	09:13:40
9	PIT	166,91	123,74	126,99	126,64	134,56	239,11	09:15:28
10	11:35,786	6,25	107,37	121,80	147,71	20,72		09:27:03
11	01:38,185	168,83	131,60	131,75	156,33	146,85	239,11	09:28:42
12	01:37,663	171,25	132,52	131,43	156,79	147,63	239,11	09:30:19
13	01:37,884	170,35	132,37	131,33	156,45	147,30	240,89	09:31:57
14	01:44,037	141,79	127,11	129,21	155,35	138,59	240,89	09:33:41
15	01:37,792	170,83	132,38	131,75	156,17	147,44	240,00	09:35:19
16	01:37,936	170,72	132,25	131,20	156,13	147,22	241,79	09:36:57
17	01:45,699	131,61	127,94	130,55	155,36	136,41	240,00	09:38:43
18	01:37,893	170,17	132,84	130,79	156,56	147,28	239,11	09:40:20

20 - EKKY, Dimas		P.Vmax: 14		T. Ideal: 01:37,286				
Lap	Time	Vel. S1	Vel. S2	Vel. S3	Vel. S4	Avg spd	V.Max	Hour

1	START	74,80	124,54	127,62	153,17	111,45		09:02:08
2	01:39,007	167,43	130,47	131,02	154,69	145,63	242,70	09:03:47
3	01:40,266	169,34	131,24	123,02	153,77	143,80	242,70	09:05:27
4	01:39,309	169,35	131,29	127,40	154,31	145,18	241,79	09:07:07
5	PIT	168,59	128,39	130,35	110,84	131,14	241,79	09:08:57
6	04:11,112	22,06	123,79	129,60	153,13	57,42		09:13:08
7	01:38,917	169,21	130,51	130,75	154,05	145,76	239,11	09:14:47
8	01:38,988	169,34	130,07	131,34	153,46	145,65	240,00	09:16:26
9	01:38,907	169,52	130,75	131,22	153,13	145,77	240,89	09:18:05
10	PIT	160,65	119,75	121,85	111,62	126,08	239,11	09:19:59
11	06:58,036	11,54	102,94	118,80	146,03	34,49		09:26:57
12	01:38,367	168,49	131,51	132,60	154,75	146,57	240,00	09:28:35
13	01:37,487	170,73	133,01	132,98	156,05	147,90	240,89	09:30:13
14	01:37,380	171,25	132,93	132,94	156,43	148,06	240,89	09:31:50
15	01:37,567	171,21	133,37	132,48	155,32	147,78	240,89	09:33:28
16	01:46,356	141,80	118,30	128,81	154,00	135,56	241,79	09:35:14
17	01:37,749	170,00	132,84	132,94	155,32	147,50	238,24	09:36:52
18	PIT	170,74	132,63	108,52	102,17	123,60	240,00	09:38:48

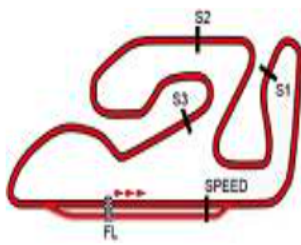
21 - LÓPEZ, Alonso		P.Vmax: 4		T. Ideal: 01:36,506				
Lap	Time	Vel. S1	Vel. S2	Vel. S3	Vel. S4	Avg spd	V.Max	Hour

1	START	50,80	123,91	129,77	155,15	94,32		09:02:32
2	01:38,014	169,16	131,42	132,32	156,70	147,10	240,00	09:04:10
3	01:37,665	171,31	132,37	132,86	155,43	147,63	240,00	09:05:47
4	01:38,259	168,16	131,22	132,28	156,31	146,73	245,45	09:07:25
5	01:37,706	170,59	132,60	133,12	155,21	147,57	240,89	09:09:03
6	01:37,646	170,86	132,79	131,43	156,87	147,66	240,00	09:10:41
7	01:37,397	170,79	132,91	132,84	156,81	148,03	239,11	09:12:18
8	01:37,556	170,39	132,73	132,51	156,73	147,79	240,89	09:13:56
9	PIT	134,76	125,95	126,44	123,32	127,49	234,78	09:15:49
10	05:46,416	14,17	129,05	128,94	153,75	41,62		09:21:35
11	01:37,265	170,87	133,01	133,49	156,75	148,23	240,00	09:23:13
12	01:37,158	171,24	132,94	133,69	156,98	148,40	239,11	09:24:50
13	PIT	163,08	127,50	126,95	126,58	134,88	239,11	09:26:37
14	06:45,032	11,75	124,70	119,82	151,20	35,60		09:33:22
15	01:36,914	171,31	133,06	134,20	157,73	148,77	239,11	09:34:59
16	01:37,031	171,91	133,27	132,23	158,36	148,59	239,11	09:36:36
17	01:36,919	172,32	133,64	133,22	157,24	148,76	240,00	09:38:13
18	01:36,804	171,34	133,81	133,60	158,12	148,94	240,00	09:39:49
19	01:36,771	172,56	133,67	133,27	157,86	148,99	240,00	09:41:26

23 - HADA, Taiga		P.Vmax: 7		T. Ideal: 01:37,911				
Lap	Time	Vel. S1	Vel. S2	Vel. S3	Vel. S4	Avg spd	V.Max	Hour

1	START	148,38	124,52	121,70	134,31	132,26		09:01:48
2	01:41,366	158,59	128,51	128,54	153,31	142,24	241,79	09:03:29
3	01:39,534	167,88	128,86	129,42	154,86	144,85	244,53	09:05:09
4	01:38,790	168,91	130,85	130,82	154,56	145,95	243,61	09:06:47
5	PIT	166,92	130,62	130,50	133,17	139,38	244,53	09:08:31
6	05:29,602	15,13	127,35	128,79	153,87	43,74		09:14:00
7	01:39,245	168,17	130,86	130,78	152,55	145,28	238,24	09:15:40
8	01:39,043	167,56	131,20	131,00	153,56	145,57	238,24	09:17:19
9	PIT	165,74	129,03	128,85	131,82	137,91	241,79	09:19:03
10	06:42,367	11,86	118,91	122,79	153,15	35,83		09:25:46
11	01:47,135	125,09	127,72	131,17	155,43	134,58	240,89	09:27:33
12	PIT	136,24	111,92	114,28	109,63	117,27	218,18	09:29:36
13	07:00,866	11,15	125,01	124,29	154,25	34,26		09:36:37





Circuit Ricardo Tormo
FIM CEV REPSOL Circuit Ricardo Tormo

VELOCIDAD EN SECTORES Free Practice 1 Moto2

14	01:38,106	170,02	132,34	132,36	154,38	146,96	240,89	09:38:15	12	01:44,698	137,65	127,14	130,52	154,81	137,71	244,53	09:27:33
15	01:45,235	132,86	128,96	130,29	155,51	137,01	244,53	09:40:00	13	01:38,838	167,82	130,77	130,83	155,21	145,88	245,45	09:29:12

25 - VERDOIA,Andy								
P.Vmax: 10 T. Ideal: 01:37,951								
Lap	Time	Vel. S1	Vel. S2	Vel. S3	Vel. S4	Avg spd	V.Max	Hour
1	START	60,32	121,63	124,92	150,81	100,68		09:02:22
2	01:40,416	165,48	128,98	127,82	153,23	143,58	241,79	09:04:02
3	01:39,928	165,80	129,91	128,90	153,52	144,28	240,89	09:05:42
4	01:41,057	158,58	129,17	129,13	153,69	142,67	242,70	09:07:23
5	01:40,086	166,50	128,24	129,99	152,92	144,06	240,89	09:09:03
6	PIT	165,79	129,60	129,85	125,43	136,23	238,24	09:10:49
7	05:28,498	15,21	126,84	128,67	153,63	43,89		09:16:18
8	01:39,604	166,14	129,74	130,05	154,12	144,75	240,00	09:17:57
9	01:38,953	167,38	130,89	130,89	154,68	145,71	240,00	09:19:36
10	PIT	167,17	130,72	125,39	120,32	133,94	240,00	09:21:24
11	07:46,600	9,91	124,56	116,85	148,36	30,90		09:29:11
12	01:39,566	167,59	131,21	128,85	152,75	144,81	240,89	09:30:50
13	01:38,895	166,82	130,81	131,35	155,09	145,79	243,61	09:32:29
14	01:38,472	168,76	131,80	131,13	155,09	146,42	241,79	09:34:07
15	01:37,951	169,68	132,42	132,09	155,72	147,20	240,89	09:35:45
16	01:38,254	169,07	131,93	131,61	155,49	146,74	239,11	09:37:24
17	01:45,495	168,48	108,47	125,02	153,70	136,67	239,11	09:39:09
18	PIT	168,69	130,92	130,74	120,75	135,65	240,00	09:40:55

33 - BERNET,Jeremy								
P.Vmax: 10 T. Ideal: 01:40,101								
Lap	Time	Vel. S1	Vel. S2	Vel. S3	Vel. S4	Avg spd	V.Max	Hour
1	START					76,09		09:03:08
2	01:43,782					49,16		09:04:52
3	01:44,499					36,25		09:06:36
4	01:42,763					28,81		09:08:19
5	01:42,464					23,91		09:10:02
6	01:43,238					20,42		09:11:45
7	PIT					17,62		09:13:37
8	08:46,135					10,73		09:22:23
9	01:41,236					9,97		09:24:04
10	01:42,009	2,60	128,50	124,81	151,07	141,34		09:25:46
11	01:42,262	160,59	128,14	124,66	151,17	140,99	242,70	09:27:29
12	01:40,696	163,07	129,60	128,40	152,24	143,18	225,00	09:29:09
13	01:40,733	162,83	128,67	129,05	152,64	143,13	240,89	09:30:50
14	01:40,925	164,76	128,15	126,69	153,09	142,86	241,79	09:32:31
15	01:40,684	163,57	128,48	128,77	152,83	143,20	240,89	09:34:12
16	01:40,513	164,35	129,58	128,09	152,59	143,44	240,00	09:35:52
17	01:40,887	163,67	128,70	128,24	151,90	142,91	240,00	09:37:33
18	01:41,121	163,08	129,20	128,63	150,09	142,58	236,50	09:39:14
19	01:40,356	165,24	129,69	128,26	152,47	143,67	243,61	09:40:54

35 - WILFORD,Sam								
P.Vmax: 2 T. Ideal: 01:38,397								
Lap	Time	Vel. S1	Vel. S2	Vel. S3	Vel. S4	Avg spd	V.Max	Hour
1	START	50,74	122,58	126,83	150,53	93,24		09:02:33
2	01:41,356	164,92	127,80	125,98	151,71	142,25	242,70	09:04:15
3	01:40,819	164,36	127,42	128,69	152,76	143,01	244,53	09:05:55
4	01:40,244	166,56	128,22	129,82	152,17	143,83	242,70	09:07:36
5	01:39,579	167,10	129,35	129,99	154,02	144,79	242,70	09:09:15
6	01:39,331	167,46	130,09	130,61	153,66	145,15	243,61	09:10:55
7	01:39,456	167,92	129,58	130,21	153,59	144,97	242,70	09:12:34
8	PIT	149,94	120,11	121,75	120,14	127,18	243,61	09:14:27
9	08:02,755	9,45	122,81	127,79	152,46	29,87		09:22:30
10	01:39,232	167,15	130,33	130,76	154,04	145,30	240,89	09:24:09
11	01:39,171	167,22	130,33	130,56	154,54	145,39	241,79	09:25:49

36 - KROEZE,Sander								
P.Vmax: 20 T. Ideal: 01:38,504								
Lap	Time	Vel. S1	Vel. S2	Vel. S3	Vel. S4	Avg spd	V.Max	Hour
1	START					84,47		09:02:49
2	01:41,082					53,05		09:04:30
3	01:39,967					38,79		09:06:10
4	PIT					30,15		09:07:57
5	10:24,533					13,07		09:18:22
6	01:39,816					144,45		09:20:01
7	01:38,877	167,52	131,41	131,22	154,08	145,82	234,78	09:21:40
8	01:38,816	167,87	131,31	131,60	153,88	145,91	233,94	09:23:19
9	01:39,926	163,62	129,24	130,92	154,00	144,29	234,78	09:24:59
10	01:38,841	167,17	131,76	131,60	153,77	145,87	233,94	09:26:38
11	01:38,875	167,61	131,74	131,52	153,34	145,82	234,78	09:28:17
12	01:47,135	135,91	126,55	126,31	148,24	134,58	231,43	09:30:04
13	01:39,290	166,32	130,92	131,26	153,17	145,21	230,60	09:31:43
14	01:39,233	166,81	130,99	130,98	153,32	145,29	230,60	09:33:22
15	01:38,730	168,03	131,71	131,71	153,68	146,03	233,94	09:35:01
16	01:38,836	167,32	131,46	131,68	153,94	145,88	231,43	09:36:40
17	01:38,638	167,88	131,58	131,91	154,28	146,17	231,43	09:38:19
18	01:38,846	166,83	131,64	131,91	153,85	145,86	230,60	09:39:57
19	01:38,625	167,82	131,76	132,35	153,75	146,19	231,43	09:41:36

40 - MENOZZI,Federico								
P.Vmax: 29 T. Ideal: 01:46,151								
Lap	Time	Vel. S1	Vel. S2	Vel. S3	Vel. S4	Avg spd	V.Max	Hour
1	START	36,49	114,99	79,70	136,19	71,06		09:03:22
2	02:17,209	154,90	62,11	108,85	140,80	105,08	220,41	09:05:39
3	02:22,618	89,07	76,67	116,79	142,71	101,10	221,92	09:08:01
4	01:52,809	155,79	121,76	110,75	126,40	127,81	220,41	09:09:54
5	02:15,127	102,33	97,43	91,46	140,73	106,70	220,41	09:12:09
6	PIT	156,61	122,51	122,40	108,94	125,24	221,16	09:14:04
7	12:07,062	6,07	82,14	112,30	139,88	19,83		09:26:12
8	01:55,222	116,50	120,62	121,21	142,78	125,13	218,92	09:28:07
9	02:09,354	115,34	99,41	109,36	121,70	111,46	219,66	09:30:16
10	01:53,739	125,10	121,17	121,50	138,22	126,76	218,92	09:32:10
11	PIT	124,89	119,90	120,84	113,21	119,34	219,66	09:34:11
12	06:49,824	12,43	99,79	78,29	139,43	35,18		09:41:00

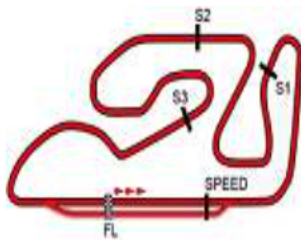
43 - JEPERSEN, Simon								
P.Vmax: 25 T. Ideal: 01:39,554								
Lap	Time	Vel. S1	Vel. S2	Vel. S3	Vel. S4	Avg spd	V.Max	Hour
1	START					12,06		09:19:55
2	01:40,622					11,12		09:21:35
3	01:40,338	2,89	128,80	129,81	152,09	143,69		09:23:16
4	01:39,745	167,06	129,50	130,63	152,29	144,55	231,43	09:24:55
5	01:39,915	166,67	129,42	130,07	152,28	144,30	232,26	09:26:35
6	01:39,613	166,97	129,60	130,48	153,14	144,74	230,60	09:28:15
7	PIT	162,82	127,62	128,18	119,65	132,81	229,79	09:30:03
8	PIT	11,24	120,89	115,13	127,93	33,81		09:37:10
9	02:34,474	49,67	126,86	129,38	152,47	93,34		09:39:44
10	01:39,847	165,86	129,70	130,12	152,93	144,40	228,98	09:41:24

44 - ORGIS, Kevin								
P.Vmax: 20 T. Ideal: 01:40,872								
Lap	Time	Vel. S1	Vel. S2	Vel. S3	Vel. S4	Avg spd	V.Max	Hour



HEADQUARTERS - Príncipe de Vergara, 183 - 28002 Madrid - Tel.: +34 91 782 02 20

www.fimcevrepso.com



Circuit Ricardo Tormo

FIM CEV REPSOL Circuit Ricardo Tormo

VELOCIDAD EN SECTORES Free Practice 1 Moto2

1	START	41,83	120,67	125,51	149,18	84,03	09:02:50	5	01:40,618	164,45	127,81	129,94	152,09	143,29	228,98	09:09:18	
2	01:42,257	164,12	126,28	125,75	149,41	141,00	234,78	09:04:33	6	01:43,849	151,95	123,00	129,72	150,81	138,84	228,98	09:11:02
3	01:42,149	163,94	126,44	126,37	149,29	141,15	234,78	09:06:15	7	01:47,287	165,04	128,68	102,77	148,02	134,39	227,37	09:12:49
4	01:41,709	163,52	127,37	127,95	149,33	141,76	233,09	09:07:56	8	01:40,981	165,22	128,63	129,12	149,36	142,78	229,79	09:14:30
5	01:41,479	164,92	127,36	127,65	149,81	142,08	232,26	09:09:38	9	PIT	159,15	120,80	123,36	124,58	130,85	225,00	09:16:20
6	PIT	165,91	127,72	126,36	107,97	128,54	233,09	09:11:30	10	09:27,038	7,87	126,01	118,60	140,39	25,43		09:25:47
7	09:29,608	7,77	126,32	126,69	149,59	25,31		09:21:00	11	01:40,840	165,04	128,90	127,51	151,59	142,98	227,37	09:27:28
8	01:53,081	118,37	117,68	126,87	149,08	127,50	231,43	09:22:53	12	01:39,609	166,35	130,05	130,80	152,80	144,75	230,60	09:29:08
9	01:42,385	161,40	125,52	127,59	149,83	140,82	232,26	09:24:35	13	01:39,611	166,43	130,12	131,12	152,33	144,74	225,78	09:30:48
10	01:41,099	165,24	127,84	128,44	150,28	142,61	232,26	09:26:16	14	01:39,914	166,30	130,17	130,64	151,16	144,30	226,57	09:32:27
11	01:41,221	165,25	127,36	128,40	150,20	142,44	232,26	09:27:57	15	01:39,935	165,46	129,92	130,12	152,49	144,27	225,78	09:34:07
12	PIT	165,80	127,57	76,76	104,58	111,76	231,43	09:30:06	16	01:47,596	165,57	128,32	103,05	145,99	134,00	225,00	09:35:55
13	04:45,371	18,58	123,00	125,85	148,00	50,52		09:34:52	17	01:39,746	165,47	130,26	130,97	152,31	144,55	228,98	09:37:35
14	01:41,407	164,38	127,70	127,79	150,08	142,18	230,60	09:36:33	18	01:39,691	166,56	129,67	131,42	152,00	144,63	231,43	09:39:14
15	01:41,152	164,70	127,60	128,53	150,59	142,54	233,09	09:38:14	19	01:39,892	166,13	129,81	130,07	152,38	144,34	230,60	09:40:54
16	PIT	165,29	127,90	128,79	110,55	130,04	233,94	09:40:05									
45 - ORGIS,Leon P.Vmax: 23 T. Ideal: 01:39,670																	
Lap	Time	Vel. S1	Vel. S2	Vel. S3	Vel. S4	Avg spd	V.Max	Hour									
1	START	37,28	122,85	126,33	148,40	79,13		09:03:01									
2	01:43,282	162,24	124,86	122,80	150,14	139,60	231,43	09:04:44									
3	01:40,763	165,38	128,08	128,20	152,01	143,09	231,43	09:06:25									
4	PIT	153,12	126,90	125,94	112,56	127,83	233,94	09:08:18									
5	12:39,927	5,60	126,55	129,11	151,16	18,97		09:20:58									
6	01:42,173	164,76	123,77	127,33	150,75	141,11	229,79	09:22:40									
7	01:39,978	166,09	129,15	130,26	152,50	144,21	230,60	09:24:20									
8	01:39,973	165,87	129,85	129,66	152,50	144,22	233,09	09:26:00									
9	01:39,824	167,23	129,30	130,30	152,27	144,43	232,26	09:27:40									
10	PIT	158,11	126,07	111,82	113,19	125,35	231,43	09:29:35									
11	05:17,762	16,10	123,39	124,28	144,86	45,37		09:34:52									
12	PIT	162,71	126,64	83,85	116,68	117,98	231,43	09:36:55									
13	03:37,126	27,52	126,49	127,70	149,98	66,40		09:40:32									
49 - PÉREZ,Alex P.Vmax: 25 T. Ideal: 01:41,227																	
Lap	Time	Vel. S1	Vel. S2	Vel. S3	Vel. S4	Avg spd	V.Max	Hour									
1	START	42,38	113,74	121,09	147,27	83,16		09:02:52									
2	01:48,659	162,02	125,66	104,76	143,58	132,69	229,79	09:04:41									
3	01:43,707	159,58	125,75	123,32	148,35	139,03	228,17	09:06:24									
4	01:44,984	147,42	126,55	125,08	149,29	137,34	228,17	09:08:09									
5	01:42,046	164,33	128,06	125,54	148,56	141,29	232,26	09:09:51									
6	PIT	160,61	125,12	125,03	115,75	129,69	228,98	09:11:43									
7	07:14,510	10,83	117,92	122,06	146,03	33,18		09:18:57									
8	01:57,392	154,01	91,64	113,39	145,81	122,82	220,41	09:20:55									
9	01:46,313	162,59	126,57	108,36	149,31	135,62	227,37	09:22:41									
10	01:41,389	163,87	128,56	127,00	150,41	142,20	228,98	09:24:22									
11	PIT	163,94	127,91	125,91	112,65	130,00	228,98	09:26:13									
12	05:40,996	14,72	117,23	123,81	148,29	42,28		09:31:54									
13	01:43,103	162,72	124,95	124,34	148,96	139,84	226,57	09:33:37									
14	01:41,707	163,04	127,83	126,70	150,46	141,76	224,22	09:35:19									
15	01:41,590	163,68	128,48	126,80	149,74	141,92	228,17	09:37:01									
16	01:46,168	164,08	114,31	123,04	146,63	135,80	225,78	09:38:47									
17	01:41,461	163,41	128,72	127,29	149,90	142,10	227,37	09:40:28									
50 - VOSTATEK,Ondrej P.Vmax: 27 T. Ideal: 01:39,428																	
Lap	Time	Vel. S1	Vel. S2	Vel. S3	Vel. S4	Avg spd	V.Max	Hour									
1	START	53,52	122,57	127,11	148,81	95,50		09:02:30									
2	01:41,597	163,66	127,08	127,15	150,98	141,91	223,45	09:04:11									
3	01:41,336	164,19	127,64	128,44	150,03	142,28	228,98	09:05:53									
4	01:44,886	159,51	115,73	127,05	150,93	137,46	226,57	09:07:37									
52 - BOERBOOM,Jorel P.Vmax: 17 T. Ideal: 01:42,407																	
Lap	Time	Vel. S1	Vel. S2	Vel. S3	Vel. S4	Avg spd	V.Max	Hour									
1	START	91,94	116,96	121,51	147,96	116,47		09:02:02									
2	01:42,465	162,17	126,61	125,23	149,95	140,71	239,11	09:03:45									
3	01:43,653	162,57	126,22	121,58	147,63	139,10	240,89	09:05:29									
54 - ALDEGUER,Fermin P.Vmax: 7 T. Ideal: 01:37,255																	
Lap	Time	Vel. S1	Vel. S2	Vel. S3	Vel. S4	Avg spd	V.Max	Hour									
1	START	33,87	117,92	125,24	150,72	74,53		09:03:12									
2	01:39,496	166,51	129,41	129,92	154,97	144,91	241,79	09:04:52									
3	01:39,031	165,35	131,00	131,17	155,46	145,59	244,53	09:06:31									
4	01:38,237	169,01	132,01	132,12	155,01	146,77	243,61	09:08:09									
5	01:37,677	170,10	132,70	132,61	156,16	147,61	243,61	09:09:47									
6	01:37,290	171,17	132,52	133,57	156,85	148,20	243,61	09:11:24									
7	PIT	170,56	122,86	126,71	122,65	133,53	242,70	09:13:12									
55 - TOLEDO,Alex P.Vmax: 2 T. Ideal: 01:38,107																	
Lap	Time	Vel. S1	Vel. S2	Vel. S3	Vel. S4	Avg spd	V.Max	Hour									
1	START	44,45	123,95	127,77	151,55	87,60		09:02:43									
2	01:44,099	150,66	128,25	121,44	153,15	138,50	245,45	09:04:27									
3	01:39,228	167,76	130,97	129,46	154,20	145,30	246,39	09:06:07									
4	01:38,969	167,92	130,97	130,41	154,57	145,68	243,61	09:07:46									
5	PIT	168,46	131,06	125,09	126,54	136,31	243,61	09:09:31									
6	07:11,844	10,79	124,85	129,24	152,28	33,39		09:16:43									
7	01:38,979	168,02	130,59	130,74	154,53	145,67	239,11	09:18:22									
8	01:38,756	168,43	131,50	130,19	155,01	146,00	244,53	09:20:01									
9	01:38,391	169,68	131,78	130,96	155,05	146,54	243,61	09:21:39									
10	01:38,611	168,65	131,63	131,31	154,39	146,21	247,33	09:23:18									
11	01:38,601	169,23	131,35	130,83	154,81	146,23	242,70	09:24:57									
12	02:07,679	144,83	82,16	118,43	121,95	112,92	243,61	09:27:04									
13	01:38,345	170,04	131,18	131,38	155,31	146,61	244,53	09:28:43									
14	01:38,107	170,10	132,04	131,52	155,51	146,96	243,61	09:30:21									
15	01:40,538	166,07	128,81	128,39	151,67	143,41	240,00	09:32:01									
16	PIT	141,49	127,82	127,69	123,98	129,97	243,61	09:33:52									
17	06:41,189	11,78	128,81	129,09	153,32	35,94		09:40:33									
70 - ISHIKAWA,Takeshi P.Vmax: 1 T. Ideal: 01:39,008																	
Lap	Time	Vel. S1	Vel. S2	Vel. S3	Vel. S4	Avg spd	V.Max	Hour									
1	START					99,44		09:02:24									
2	01:42,180					58,33		09:04:06									
3	01:41,264					41,38		09:05:47									
4	01:41,830					32,02		09:07:29									
5	01:40,483					26,18		09:09:09									
6	PIT					21,86		09:10:58									



