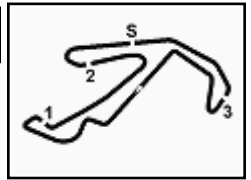


**7****Yamaha Cup
731/01**

Misano Circuit Sic 58.4.226 m

1 / 2**Pirelli Made in Italy Emilia-Romagna Round, 11-13 June 2021
Results Race 1**

Laps 10 = 42,260 Km - Time of Race 19'13.356 - Avg. 131,907 km/h

Pos	Grid	No. Rider	Nat	Team	Bike	LL	Gap	Rel.	Fastest Lap	Speed	Qualifying	Speed
1	6	2 I. GARCIA ABELLA	ESP	ARCO MotoR University team	Yamaha R3	10			1'53.955	169,5	1'54.732	168,2
2	3	16 M. REPAK	SVK	Repák Racing Team	Yamaha R3	10	0.427	0.427	1'53.995	169,0	1'54.106	163,4
3	8	47 F. SEABRIGHT	GBR	FHS Racing	Yamaha R3	10	0.428	0.001	1'53.627	172,8	1'54.933	168,2
4	2	76 J. GIRAL	ESP	ARCO MotoR University team	Yamaha R3	10	0.686	0.258	1'54.031	171,4	1'53.905	168,2
5	1	91 M. VANNUCCI	ITA	Junior Team AG Yamaha Pata	Yamaha R3	10	0.687	0.001	1'54.275	167,7	1'53.738	166,2
6	4	73 G. MORA	ITA	Junior Team AG Yamaha Pata	Yamaha R3	10	0.793	0.106	1'54.053	170,9	1'54.380	167,2
7	10	96 M. VICH GIL	ESP	DS Racing School	Yamaha R3	10	0.855	0.062	1'53.902	174,2	1'55.005	165,4
8	11	74 J. CONESA BENITO	ESP	Gasss Racing Team	Yamaha R3	10	1.053	0.198	1'53.752	172,0	1'55.070	170,1
9	5	13 E. COLOMBI	ITA	Moto X Racing	Yamaha R3	10	8.683	7.630	1'54.003	171,4	1'54.570	169,5
10	13	7 K. ERBAY	TUR	KNN54	Yamaha R3	10	13.168	4.485	1'54.869	168,0	1'55.737	164,4
11	7	41 I. PERISTERAS	GRE	Team ROC' n' DEA	Yamaha R3	10	15.389	2.221	1'53.834	172,0	1'54.844	169,3
12	17	88 E. AGOSTON BURR	BRA	AD78 Team Brasil	Yamaha R3	10	15.464	0.075	1'55.339	172,2	1'56.014	167,2
13	15	69 K. YAAKOV	USA	American racing Academy team	Yamaha R3	10	17.675	2.211	1'55.406	169,8	1'55.819	164,9
14	9	18 D. PALLADINO	ITA	Team ROC' n' DEA	Yamaha R3	10	22.217	4.542	1'55.367	170,9	1'54.987	170,6
15	23	10 G. CARBONNEL	FRA	Yamaha Motor France	Yamaha R3	10	22.305	0.088	1'56.005	167,4	1'57.166	164,6
16	21	31 L. BADIE	BEL	Yamaha R3 bLU cRU Benelux	Yamaha R3	10	22.306	0.001	1'55.991	170,3	1'56.955	169,0
17	18	51 T. WALCH	AUT	Racing Tristan Walch	Yamaha R3	10	22.605	0.299	1'55.965	167,4	1'56.261	165,6
18	25	54 G. SATICI	TUR	Satici Racing Team	Yamaha R3	10	23.471	0.866	1'55.946	166,9	1'58.178	163,1
19	24	34 G. HUDOVERNICK	SLO	Moto Klub Grading	Yamaha R3	10	23.472	0.001	1'55.691	170,1	1'57.286	166,7
20	16	61 U. HIDALGO MIMBRERO	ESP	ARCO MotoR University team	Yamaha R3	10	24.930	1.458	1'55.963	170,3	1'55.946	167,4
21	26	32 R. VALENTE MARTINS	POR	Viñales Junior Team	Yamaha R3	10	25.236	0.306	1'56.304	173,9	1'58.311	169,8
22	20	22 M. CUCCU	ITA	Viñales Junior Team	Yamaha R3	10	26.191	0.955	1'56.306	164,6	1'56.434	165,1
23	22	55 B. CROCKFORD	GBR	BRIXX Crescent Yamaha	Yamaha R3	10	35.836	9.645	1'56.359	167,4	1'57.121	164,9
24	27	46 D. NOVAK	POL	Yamaha RS Racing	Yamaha R3	10	55.133	19.297	1'59.106	169,5	1'59.498	168,2
-----Not Classified-----												
RET	12	12 H. MAIER	BRA	AD78 Team Brasil	Yamaha R3	9	1 Lap		1'53.876	172,0	1'55.076	169,5
RET	19	48 F. FERRARO	ITA	Team Chiodo Racing	Yamaha R3	6	4 Laps		1'57.624	168,8	1'56.272	169,3
RET	14	58 A. RODRIGUEZ MARTIN	ESP	Viñales Junior Team	Yamaha R3	2	8 Laps		1'56.340	169,0	1'55.817	165,9

AIR	Humidity:	47%	Temp:	28°C
TRACK	Condition:	Dry	Temp:	43°C

Records	Pole (SP)	2021	M.Vannucci	1'53.738	133,76 Km/h
	All Times (SP)	2021	M.Vannucci	1'53.738	133,76 Km/h
Race Fastest Lap	(New Record)	Lap 8	F.Seabright	1'53.627	133,89 Km/h

LAP LEADERS				
No. Rider	From	To	Laps	Total
91 M. VANNUCCI	1	2	2	
73 G. MORA	3	4	2	
91 M. VANNUCCI	5	5	1	
73 G. MORA	6	6	1	3
91 M. VANNUCCI	7	8	2	5
47 F. SEABRIGHT	9	9	1	1
2 I. GARCIA ABELLA	10	10	1	1

TOTAL LEADER LAPS		
No. Rider	Laps	
91 M. VANNUCCI	5	
73 G. MORA	3	
2 I. GARCIA ABELLA	1	
47 F. SEABRIGHT	1	

Start End The results are provisional until the end of the time limit for protests and appeals
12/06/2021 11:46 12:09 and the completion of the technical checks.

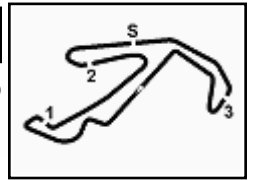
These data/results cannot be reproduced, stored and/or transmitted in whole or in part by any manner of electronic, mechanical, photocopying, recording, broadcasting or otherwise now known or herein after developed without the previous express consent by the copyright owner, except for reproduction in daily press and regular printed publications on sale to the public within 60 days of the event related to those data/results and always provided that copyright symbol appears together as follows below.

© DORNA WSBK ORGANIZATION Srl 2021



7

Yamaha Cup
731/01



Misano Circuit Sic 58 4.226 m

2 / 2

Pirelli Made in Italy Emilia-Romagna Round, 11-13 June 2021 Results Race 1

Race Highlights

Time	No. Rider	Description
11.46.57		Start
11.51.15	58 Rodriguez Martin	Crashed - Turn 3
11.51.47	58 Rodriguez Martin	Not Actively Competing
11.53.19	18 Palladino	Double Long Lap Penalty - Jump Start
11.56.53	2 Garcia Abella	Track Limits Warning
11.58.46	74 Conesa Benito	Track Limits Warning
12.00.51	48 Ferraro	Crashed - Turn 16
12.03.22	48 Ferraro	Not Actively Competing
12.04.59	41 Peristeras	On the Gravel - Re-Joined - Turn 8
12.05.11	12 Maier	Crashed - Turn 8
12.06.25		provisional results
12.08.50		Final Results
12.09.04		N. 18 penalized by 9 seconds
12.09.22		N. 47 - 91 drops 1 position
12.09.31		End Of Session

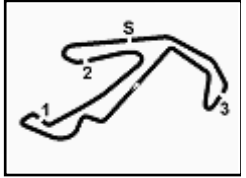
Start End The results are provisional until the end of the time limit for protests and appeals
12/06/2021 11:46 12:09 and the completion of the technical checks.

These data/results cannot be reproduced, stored and/or transmitted in whole or in part by any manner of electronic, mechanical, photocopying, recording, broadcasting or otherwise now known or herein after developed without the previous express consent by the copyright owner, except for reproduction in daily press and regular printed publications on sale to the public within 60 days of the event related to those data/results and always provided that copyright symbol appears together as follows below.

© DORNA WSBK ORGANIZATION Srl 2021

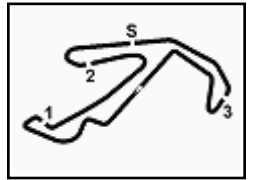


8

Yamaha Cup
731/01**Pirelli Made in Italy Emilia-Romagna Round, 11-13 June 2021
Championship Standings**

Misano Circuit Sic 58 4.226 m

Points	Points From First	Points From Previous	June 12	July 3	July 24	August 8	September 4	September 18												
			MISANO	DONINGTON	ASSEN	MOST	MAGNY-COURS	BARCELONA												
1	GARCIA ABELLA Iker (ESP)	25	25 1																	
2	REPAK Maxim (SVK)	20	5	20 2																
3	SEABRIGHT Fenton Harrison (GBR)	16	9	4	16 3															
4	GIRAL Julian (ESP)	13	12	3	13 4															
5	VANNUCCI Matteo (ITA)	11	14	2	11 5															
6	MORA Giacomo (ITA)	10	15	1	10 6															
7	VICH GIL Marc (ESP)	9	16	1	9 7															
8	CONESA BENITO Juan Antonio (ESP)	8	17	1	8 8															
9	COLOMBI Edoardo (ITA)	7	18	1	7 9															
10	ERBAY Kadir (TUR)	6	19	1	6 10															
11	PERISTERAS Ioannis-Konstantinos (GRE)	5	20	1	5 11															
12	AGOSTON BURR Eduardo (BRA)	4	21	1	4 12															
13	YAAKOV Kayla (USA)	3	22	1	3 13															
14	PALLADINO Diego (ITA)	2	23	1	2 14															
15	CARBONNEL Gregory (FRA)	1	24	1	1 15															

**9.1****Yamaha Cup
731/01**

Misano Circuit Sic 58 4.226 m

1 / 3

**Pirelli Made in Italy Emilia-Romagna Round, 11-13 June 2021
Lap Chart Race 1**

Lap										
	1	2	3	4	5	6	7	8	9	10
1	91	91	73	73	91	73	91	91	47	2
2	73	73	16	91	73	76	73	73	73	47
3	16	16	47	47	47	91	2	47	2	16
4	47	47	91	76	76	16	16	2	91	91
5	76	76	76	2	2	47	76	16	16	76
6	41	2	2	16	16	2	47	76	12	73
7	12	41	74	74	74	74	74	74	76	96
8	2	12	41	41	41	41	96	41	74	74
9	13	74	13	13	12	12	41	96	41	13
10	74	13	12	12	96	96	12	12	96	7
11	96	96	96	96	13	13	13	13	13	18
12	18	69	69	69	69	88	18	18	7	41
13	58	7	88	7	88	7	88	88	18	88
14	7	88	7	88	7	18	69	7	88	69
15	69	58	18	18	18	69	7	69	69	10
16	88	18	10	10	31	31	31	10	10	31
17	10	31	31	31	10	10	10	31	31	51
18	31	10	54	54	54	54	51	51	51	54
19	51	54	34	61	61	51	34	54	54	34
20	61	51	51	34	51	34	54	34	34	61
21	54	34	61	51	34	32	61	32	61	32
22	34	61	32	32	32	61	32	61	32	22
23	32	32	55	55	55	55	22	22	22	55
24	55	55	22	22	22	22	55	55	55	46
25	22	22	48	48	48	48	46	46	46	
26	48	48	46	46	46	46				
27	46	46								

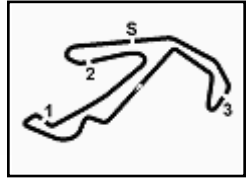
Final Result		
1	2 I. GARCIA ABELLA	Laps 10
2	16 M. REPAK	0.427
3	47 F. SEABRIGHT (P)	0.428
4	76 J. GIRAL	0.686
5	91 M. VANNUCCI (P)	0.687
6	73 G. MORA	0.793
7	96 M. VICH GIL	0.855
8	74 J. CONESA BENITO	1.053
9	13 E. COLOMBI	8.683
10	7 K. ERBAY	13.168
11	41 I. PERISTERAS	15.389
12	88 E. AGOSTON BURR	15.464
13	69 K. YAAKOV	17.675
14	18 D. PALLADINO (P)	22.217
15	10 G. CARBONNEL	22.305
16	31 L. BADIE	22.306
17	51 T. WALCH	22.605
18	54 G. SATICI	23.471
19	34 G. HUDOVERNICK	23.472
20	61 U. HIDALGO MIMBRE	24.930
21	32 R. VALENTE MARTIN	25.236
22	22 M. CUCCU	26.191
23	55 B. CROCKFORD	35.836
24	46 D. NOVAK	55.133
RET	12 H. MAIER	1 Lap
RET	48 F. FERRARO	4 Laps
RET	58 A. RODRIGUEZ MART	8 Laps

12/06/2021

These data/results cannot be reproduced, stored and/or transmitted in whole or in part by any manner of electronic, mechanical, photocopying, recording, broadcasting or otherwise now known or herein after developed without the previous express consent by the copyright owner, except for reproduction in daily press and regular printed publications on sale to the public within 60 days of the event related to those data/results and always provided that copyright symbol appears together as follows below.

© DORNA WSBK ORGANIZATION Srl 2021

PERUGIA TIMING

**9.1****Yamaha Cup
731/01**

Misano Circuit Sic 58 4.226 m

Pirelli Made in Italy Emilia-Romagna Round, 11-13 June 2021**Lap Chart Race 1**

2 / 3

Lap 1		
1	91 M.Vannucci	2'00.781
2	73 G.Mora	0.101
3	16 M.Repak	0.260
4	47 F.Seabright	0.331
5	76 J.Giral	0.392
6	41 I.Peristeras	0.507
7	12 H.Maier	0.882
8	2 I.Garcia Abella	0.934
9	13 E.Colombi	1.323
10	74 J.Conesa Benito	1.340
11	96 M.Vich Gil	1.766
12	18 D.Palladino	3.457
13	58 A.Rodriguez Martin	3.605
14	7 K.Erbay	3.792
15	69 K.Yaakov	4.010
16	88 E.Agoston Burr	4.291
17	10 G.Carbonnel	5.280
18	31 L.Badie	5.493
19	51 T.Walch	6.353
20	61 U.Hidalgo Mimbreno	6.412
21	54 G.Satici	6.508
22	34 G.Hudovernick	6.874
23	32 R.Valente Martins	7.233
24	55 B.Crockford	7.801
25	22 M.Cuccu	8.275
26	48 F.Ferraro	9.775
27	46 D.Novak	10.505

Lap 2		
1	91 M.Vannucci	3'55.056
2	73 G.Mora	0.008
3	16 M.Repak	0.066
4	47 F.Seabright	0.251
5	76 J.Giral	0.488
6	2 I.Garcia Abella	0.614
7	41 I.Peristeras	0.896
8	12 H.Maier	1.031
9	74 J.Conesa Benito	1.099
10	13 E.Colombi	1.733
11	96 M.Vich Gil	1.869
12	69 K.Yaakov	5.141
13	7 K.Erbay	5.438
14	88 E.Agoston Burr	5.626
15	58 A.Rodriguez Martin	5.670
16	18 D.Palladino	5.841
17	31 L.Badie	7.209
18	10 G.Carbonnel	7.359
19	54 G.Satici	8.960
20	51 T.Walch	9.135
21	34 G.Hudovernick	9.355
22	61 U.Hidalgo Mimbreno	9.535
23	32 R.Valente Martins	10.298
24	55 B.Crockford	10.598
25	22 M.Cuccu	10.877
26	48 F.Ferraro	13.947
27	46 D.Novak	15.610

Lap 3		
1	73 G.Mora	5'49.349
2	16 M.Repak	0.004
3	47 F.Seabright	0.173
4	91 M.Vannucci	0.207
5	76 J.Giral	0.409
6	2 I.Garcia Abella	0.441
7	74 J.Conesa Benito	0.558
8	41 I.Peristeras	0.996
9	13 E.Colombi	1.443
10	12 H.Maier	1.816
11	96 M.Vich Gil	1.844
12	69 K.Yaakov	6.900
13	88 E.Agoston Burr	6.981
14	7 K.Erbay	7.092
15	18 D.Palladino	7.341

16	10 G.Carbonnel	9.497
17	31 L.Badie	9.508
18	54 G.Satici	11.289
19	34 G.Hudovernick	11.586
20	51 T.Walch	11.878
21	61 U.Hidalgo Mimbreno	11.909
22	32 R.Valente Martins	12.372
23	55 B.Crockford	12.721
24	22 M.Cuccu	13.039
25	48 F.Ferraro	17.962
26	46 D.Novak	21.099

Lap 4		
1	73 G.Mora	7'43.792
2	91 M.Vannucci	0.255
3	47 F.Seabright	0.291
4	76 J.Giral	0.306
5	2 I.Garcia Abella	0.363
6	16 M.Repak	0.378
7	74 J.Conesa Benito	0.678
8	41 I.Peristeras	0.884
9	13 E.Colombi	1.242
10	12 H.Maier	1.304
11	96 M.Vich Gil	2.255
12	69 K.Yaakov	8.438
13	7 K.Erbay	8.471
14	88 E.Agoston Burr	8.697
15	18 D.Palladino	8.921
16	10 G.Carbonnel	11.448
17	31 L.Badie	11.536
18	54 G.Satici	13.609
19	61 U.Hidalgo Mimbreno	14.007
20	34 G.Hudovernick	14.488
21	51 T.Walch	14.549
22	32 R.Valente Martins	14.814
23	55 B.Crockford	15.088
24	22 M.Cuccu	15.218
25	48 F.Ferraro	21.542
26	46 D.Novak	25.762

Lap 5		
1	91 M.Vannucci	9'38.547
2	73 G.Mora	0.015
3	47 F.Seabright	0.109
4	76 J.Giral	0.186
5	2 I.Garcia Abella	0.462
6	16 M.Repak	0.588
7	74 J.Conesa Benito	0.658
8	41 I.Peristeras	0.962
9	12 H.Maier	1.101
10	96 M.Vich Gil	1.402
11	13 E.Colombi	1.837
12	69 K.Yaakov	9.810
13	88 E.Agoston Burr	9.812
14	7 K.Erbay	10.006
15	18 D.Palladino	10.307
16	31 L.Badie	13.057
17	10 G.Carbonnel	13.157
18	54 G.Satici	14.849
19	61 U.Hidalgo Mimbreno	15.215
20	51 T.Walch	16.117
21	34 G.Hudovernick	16.396
22	32 R.Valente Martins	16.497
23	55 B.Crockford	16.692
24	22 M.Cuccu	18.003
25	48 F.Ferraro	24.411
26	46 D.Novak	30.133

Lap 6		
1	73 G.Mora	11'33.006
2	76 J.Giral	0.042
3	91 M.Vannucci	0.068
4	16 M.Repak	0.124
5	47 F.Seabright	0.200
6	2 I.Garcia Abella	0.327

7	74 J.Conesa Benito	0.414
8	41 I.Peristeras	0.644
9	12 H.Maier	0.802
10	96 M.Vich Gil	1.005
11	13 E.Colombi	1.982
12	88 E.Agoston Burr	10.920
13	7 K.Erbay	10.980
14	18 D.Palladino	11.414
15	69 K.Yaakov	11.908
16	31 L.Badie	14.884
17	10 G.Carbonnel	15.007
18	54 G.Satici	17.932
19	51 T.Walch	18.053
20	34 G.Hudovernick	18.269
21	32 R.Valente Martins	18.342
22	61 U.Hidalgo Mimbreno	18.804
23	55 B.Crockford	19.106
24	22 M.Cuccu	20.366
25	48 F.Ferraro	27.639
26	46 D.Novak	35.627

Lap 7		
1	91 M.Vannucci	13'27.562
2	73 G.Mora	0.361
3	2 I.Garcia Abella	0.430
4	16 M.Repak	0.457
5	76 J.Giral	0.702
6	47 F.Seabright	0.813
7	74 J.Conesa Benito	0.916
8	96 M.Vich Gil	1.219
9	41 I.Peristeras	1.909
10	12 H.Maier	1.973
11	13 E.Colombi	3.110
12	18 D.Palladino	12.225
13	88 E.Agoston Burr	12.469
14	69 K.Yaakov	12.894
15	7 K.Erbay	13.059
16	31 L.Badie	16.818
17	10 G.Carbonnel	17.208
18	51 T.Walch	19.776
19	34 G.Hudovernick	20.551
20	54 G.Satici	20.566
21	61 U.Hidalgo Mimbreno	20.800
22	32 R.Valente Martins	21.062
23	22 M.Cuccu	22.116
24	55 B.Crockford	24.764
25	46 D.Novak	41.019

Lap 8		
1	91 M.Vannucci	15'21.960
2	73 G.Mora	0.016
3	47 F.Seabright	0.042
4	2 I.Garcia Abella	0.182
5	16 M.Repak	0.265
6	76 J.Giral	0.335
7	74 J.Conesa Benito	0.443
8	41 I.Peristeras	1.345
9	96 M.Vich Gil	1.439
10	12 H.Maier	1.451
11	13 E.Colombi	5.956
12	18 D.Palladino	13.281
13	88 E.Agoston Burr	13.410
14	7 K.Erbay	13.530
15	69 K.Yaakov	14.760
16	10 G.Carbonnel	18.815
17	31 L.Badie	18.837
18	51 T.Walch	21.541
19	54 G.Satici	22.196
20	34 G.Hudovernick	22.914
21	32 R.Valente Martins	23.534
22	61 U.Hidalgo Mimbreno	23.612
23	22 M.Cuccu	24.031
24	55 B.Crockford	29.091
25	46 D.Novak	46.681

Lap 9		
1	47 F.Seabright	17'17.197
2	73 G.Mora	0.014
3	2 I.Garcia Abella	0.113
4	91 M.Vannucci	0.153
5	16 M.Repak	0.212
6	12 H.Maier	0.473
7	76 J.Giral	0.545
8	74 J.Conesa Benito	0.709
9	41 I.Peristeras	0.847
10	96 M.Vich Gil	1.111
11	13 E.Colombi	7.843
12	7 K.Erbay	13.801
13	18 D.Palladino	13.954
14	88 E.Agoston Burr	14.347
15	69 K.Yaakov	16.089
16	10 G.Carbonnel	20.729
17	31 L.Badie	20.766
18	51 T.Walch	22.269
19	54 G.Satici	22.905
20	34 G.Hudovernick	23.368
21	61 U.Hidalgo Mimbreno	24.635
22	32 R.Valente Martins	24.903
23	22 M.Cuccu	25.446
24	55 B.Crockford	32.989
25	46 D.Novak	51.147

Lap 10		
1	2 I.Garcia Abella	19'13.356
2	47 F.Seabright	0.262
3	16 M.Repak	0.427
4	91 M.Vannucci	0.532
5	76 J.Giral	0.686
6	73 G.Mora	0.793
7	96 M.Vich Gil	0.855
8	74 J.Conesa Benito	1.053
9	13 E.Colombi	8.683
10	7 K.Erbay	13.168
11	18 D.Palladino	13.217
12	41 I.Peristeras	15.389
13	88 E.Agoston Burr	15.464
14	69 K.Yaakov	17.675
15	10 G.Carbonnel	22.305
16	31 L.Badie	22.306
17	51 T.Walch	22.605
18	54 G.Satici	23.471
19	34 G.Hudovernick	23.472
20	61 U.Hidalgo Mimbreno	24.930
21	32 R.Valente Martins	25.236
22	22 M.Cuccu	26.191
23	55 B.Crockford	35.836
24	46 D.Novak	55.133

12/06/2021

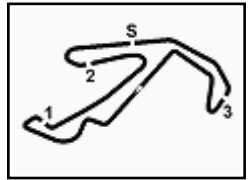
These data/results cannot be reproduced, stored and/or transmitted in whole or in part by any manner of electronic, mechanical, photocopying, recording, broadcasting or otherwise now known or herein after developed without the previous express consent by the copyright owner, except for reproduction in daily press and regular printed publications on sale to the public within 60 days of the event related to those data/results and always provided that copyright symbol appears together as follows below.

© DORNA WSBK ORGANIZATION Srl 2021

PERUGIA TIMING



9.1

Yamaha Cup
731/01

Misano Circuit Sic 58 4.226 m

3 / 3

Pirelli Made in Italy Emilia-Romagna Round, 11-13 June 2021

Lap Chart Race 1

Race Pace Comparison

	2 Gar	16 Rep	47 Sea	76 Gir	91 Van	73 Mor	96 Vic	74 Con	13 Col	7 Erb	41 Per	88 Ago	69 Yaa	18 Pal
1	2'01.715	2'01.041	2'01.112	2'01.173	2'00.781	2'00.882	2'02.547	2'02.121	2'02.104	2'04.573	2'01.288	2'05.072	2'04.791	2'04.238
2	1'53.955	1'54.081	1'54.195	1'54.371	1'54.275	1'54.182	1'54.378	1'54.034	1'54.685	1'55.921	1'54.664	1'55.610	1'55.406	1'56.659
3	1'54.120	1'54.231	1'54.215	1'54.214	1'54.500	1'54.285	1'54.268	1'53.752	1'54.003	1'55.947	1'54.393	1'55.648	1'56.052	1'55.793
4	1'54.365	1'54.817	1'54.561	1'54.340	1'54.491	1'54.443	1'54.854	1'54.563	1'54.242	1'55.822	1'54.331	1'56.159	1'55.981	1'56.023
5	1'54.854	1'54.965	1'54.573	1'54.635	1'54.500	1'54.770	1'53.902	1'54.735	1'55.350	1'56.290	1'54.833	1'55.870	1'56.127	1'56.141
6	1'54.324	1'53.995	1'54.550	1'54.315	1'54.527	1'54.444	1'54.062	1'54.215	1'54.604	1'55.433	1'54.141	1'55.567	1'56.557	1'55.566
7	1'54.659	1'54.889	1'55.169	1'55.216	1'54.488	1'54.917	1'54.770	1'55.058	1'55.684	1'56.635	1'55.821	1'56.105	1'55.542	1'55.367
8	1'54.150	1'54.206	1'53.627	1'54.031	1'54.398	1'54.053	1'54.618	1'53.925	1'57.244	1'54.869	1'53.834	1'55.339	1'56.264	1'55.454
9	1'55.168	1'55.184	1'55.195	1'55.447	1'55.390	1'55.235	1'54.909	1'55.503	1'57.124	1'55.508	1'54.739	1'56.174	1'56.566	1'55.910
10	1'56.046	1'56.374	1'56.421	1'56.300	1'56.538	1'56.938	1'55.903	1'56.503	1'56.999	1'55.526	2'10.701	1'57.276	1'57.745	1'55.422

	10 Car	31 Bad	51 Wal	54 Sat	34 Hud	61 Hid	32 Val	22 Cuc	55 Cro	46 Nov	12 Mai	48 Fer	58 Rod
1	2'06.061	2'06.274	2'07.134	2'07.289	2'07.655	2'07.193	2'08.014	2'09.056	2'08.582	2'11.286	2'01.663	2'10.556	2'04.386
2	1'56.354	1'55.991	1'57.057	1'56.727	1'56.756	1'57.398	1'57.340	1'56.877	1'57.072	1'59.380	1'54.424	1'58.447	1'56.340
3	1'56.431	1'56.592	1'57.036	1'56.622	1'56.524	1'56.667	1'56.367	1'56.455	1'56.416	1'59.782	1'55.078	1'58.308	
4	1'56.394	1'56.471	1'57.114	1'56.763	1'57.345	1'56.541	1'56.885	1'56.622	1'56.810	1'59.106	1'53.931	1'58.023	
5	1'56.464	1'56.276	1'56.323	1'55.995	1'56.663	1'55.963	1'56.438	1'57.540	1'56.359	1'59.126	1'54.552	1'57.624	
6	1'56.309	1'56.286	1'56.395	1'57.542	1'56.332	1'58.048	1'56.304	1'56.822	1'56.873	1'59.953	1'54.160	1'57.687	
7	1'56.757	1'56.490	1'56.279	1'57.190	1'56.838	1'56.552	1'57.276	1'56.306	2'00.214	1'59.948	1'55.727		
8	1'56.005	1'56.417	1'56.163	1'56.028	1'56.761	1'57.210	1'56.870	1'56.313	1'58.725	2'00.060	1'53.876		
9	1'57.151	1'57.166	1'55.965	1'55.946	1'55.691	1'56.260	1'56.606	1'56.652	1'59.135	1'59.703	1'54.259		
10	1'57.735	1'57.699	1'56.495	1'56.725	1'56.263	1'56.454	1'56.492	1'56.904	1'59.006	2'00.145			

12/06/2021

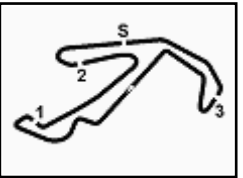
These data/results cannot be reproduced, stored and/or transmitted in whole or in part by any manner of electronic, mechanical, photocopying, recording, broadcasting or otherwise now known or herein after developed without the previous express consent by the copyright owner, except for reproduction in daily press and regular printed publications on sale to the public within 60 days of the event related to those data/results and always provided that copyright symbol appears together as follows below.

© DORNA WSBK ORGANIZATION Srl 2021

PERUGIA TIMING



9.2

Yamaha Cup
731/01

Pirelli Made in Italy Emilia-Romagna Round, 11-13 June 2021

Best Sector & Speed Race 1

Misano Circuit Sic 58 4.226 m

RESULTS			
1	2 I. GARCIA ABELLA	Yamaha R3	Laps 10
2	16 M. REPAK	Yamaha R3	0.427
3	47 F. SEABRIGHT	Yamaha R3	0.428
4	76 J. GIRAL	Yamaha R3	0.686
5	91 M. VANNUCCI	Yamaha R3	0.687
6	73 G. MORA	Yamaha R3	0.793
7	96 M. VICH GIL	Yamaha R3	0.855
8	74 J. CONESA BENITO	Yamaha R3	1.053
9	13 E. COLOMBI	Yamaha R3	8.683
10	7 K. ERBAY	Yamaha R3	13.168
11	41 I. PERISTERAS	Yamaha R3	15.389
12	88 E. AGOSTON BURR	Yamaha R3	15.464
13	69 K. YAAKOV	Yamaha R3	17.675
14	18 D. PALLADINO	Yamaha R3	22.217
15	10 G. CARBONNEL	Yamaha R3	22.305
16	31 L. BADIE	Yamaha R3	22.306
17	51 T. WALCH	Yamaha R3	22.605
18	54 G. SATICI	Yamaha R3	23.471
19	34 G. HUDOVERNICK	Yamaha R3	23.472
20	61 U. HIDALGO MIMBRERO	Yamaha R3	24.930
21	32 R. VALENTE MARTINS	Yamaha R3	25.236
22	22 M. CUCCU	Yamaha R3	26.191
23	55 B. CROCKFORD	Yamaha R3	35.836
24	46 D. NOVAK	Yamaha R3	55.133
RET	12 H. MAIER	Yamaha R3	1 Lap
RET	48 F. FERRARO	Yamaha R3	4 Laps
RET	58 A. RODRIGUEZ MARTIN	Yamaha R3	8 Laps

SPEED		
1	96 M. VICH GIL	174.2
2	32 R. VALENTE MARTINS	173.9
3	47 F. SEABRIGHT	172.8
4	88 E. AGOSTON BURR	172.2
5	41 I. PERISTERAS	172.0
6	74 J. CONESA BENITO	172.0
7	12 H. MAIER	172.0
8	13 E. COLOMBI	171.4
9	76 J. GIRAL	171.4
10	18 D. PALLADINO	170.9
11	73 G. MORA	170.9
12	61 U. HIDALGO MIMBRERO	170.3
13	31 L. BADIE	170.3
14	34 G. HUDOVERNICK	170.1
15	69 K. YAAKOV	169.8
16	46 D. NOVAK	169.5
17	2 I. GARCIA ABELLA	169.5
18	58 A. RODRIGUEZ MARTIN	169.0
19	16 M. REPAK	169.0
20	48 F. FERRARO	168.8
21	7 K. ERBAY	168.0
22	91 M. VANNUCCI	167.7
23	51 T. WALCH	167.4
24	55 B. CROCKFORD	167.4
25	10 G. CARBONNEL	167.4
26	54 G. SATICI	166.9
27	22 M. CUCCU	164.6

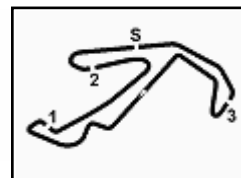
SEG. 1			SEG. 2			SEG. 3			SEG. 4		
1	16 M. REPAK	28.761	1	74 J. CONESA BENITO	26.984	1	47 F. SEABRIGHT	32.171	1	74 J. CONESA BENITO	24.453
2	91 M. VANNUCCI	28.860	2	16 M. REPAK	27.009	2	12 H. MAIER	32.203	2	76 J. GIRAL	24.491
3	73 G. MORA	28.894	3	96 M. VICH GIL	27.035	3	16 M. REPAK	32.221	3	2 I. GARCIA ABELLA	24.543
4	12 H. MAIER	29.020	4	13 E. COLOMBI	27.114	4	13 E. COLOMBI	32.264	4	41 I. PERISTERAS	24.670
5	2 I. GARCIA ABELLA	29.023	5	76 J. GIRAL	27.118	5	41 I. PERISTERAS	32.303	5	47 F. SEABRIGHT	24.688
6	47 F. SEABRIGHT	29.092	6	73 G. MORA	27.156	6	74 J. CONESA BENITO	32.402	6	96 M. VICH GIL	24.692
7	13 E. COLOMBI	29.114	7	47 F. SEABRIGHT	27.180	7	73 G. MORA	32.433	7	12 H. MAIER	24.713
8	41 I. PERISTERAS	29.231	8	41 I. PERISTERAS	27.202	8	76 J. GIRAL	32.511	8	16 M. REPAK	24.734
9	96 M. VICH GIL	29.234	9	2 I. GARCIA ABELLA	27.222	9	2 I. GARCIA ABELLA	32.548	9	7 K. ERBAY	24.741
10	7 K. ERBAY	29.244	10	91 M. VANNUCCI	27.235	10	96 M. VICH GIL	32.587	10	18 D. PALLADINO	24.755
11	76 J. GIRAL	29.250	11	12 H. MAIER	27.241	11	88 E. AGOSTON BURR	32.629	11	13 E. COLOMBI	24.759
12	88 E. AGOSTON BURR	29.437	12	69 K. YAAKOV	27.414	12	91 M. VANNUCCI	32.670	12	91 M. VANNUCCI	24.788
13	61 U. HIDALGO MIMBRER	29.464	13	18 D. PALLADINO	27.461	13	18 D. PALLADINO	32.738	13	88 E. AGOSTON BURR	24.831
14	18 D. PALLADINO	29.473	14	88 E. AGOSTON BURR	27.462	14	54 G. SATICI	32.769	14	31 L. BADIE	24.865
15	74 J. CONESA BENITO	29.497	15	7 K. ERBAY	27.605	15	31 L. BADIE	32.817	15	73 G. MORA	24.895
16	54 G. SATICI	29.544	16	34 G. HUDOVERNICK	27.609	16	32 R. VALENTE MARTINS	32.842	16	54 G. SATICI	24.926
17	34 G. HUDOVERNICK	29.586	17	61 U. HIDALGO MIMBRER	27.648	17	69 K. YAAKOV	32.844	17	10 G. CARBONNEL	24.992
18	51 T. WALCH	29.660	18	31 L. BADIE	27.720	18	55 B. CROCKFORD	32.971	18	69 K. YAAKOV	25.064
19	10 G. CARBONNEL	29.666	19	55 B. CROCKFORD	27.751	19	7 K. ERBAY	32.977	19	51 T. WALCH	25.068
20	22 M. CUCCU	29.745	20	22 M. CUCCU	27.843	20	34 G. HUDOVERNICK	32.983	20	58 A. RODRIGUEZ MARTIN	25.072
21	69 K. YAAKOV	29.787	21	10 G. CARBONNEL	27.848	21	51 T. WALCH	33.013	21	34 G. HUDOVERNICK	25.093
22	31 L. BADIE	29.801	22	32 R. VALENTE MARTINS	27.850	22	48 F. FERRARO	33.014	22	22 M. CUCCU	25.096
23	32 R. VALENTE MARTINS	29.998	23	51 T. WALCH	27.882	23	61 U. HIDALGO MIMBRER	33.076	23	55 B. CROCKFORD	25.124
24	58 A. RODRIGUEZ MARTIN	30.019	24	54 G. SATICI	27.928	24	22 M. CUCCU	33.116	24	32 R. VALENTE MARTINS	25.158
25	55 B. CROCKFORD	30.081	25	58 A. RODRIGUEZ MARTIN	27.936	25	10 G. CARBONNEL	33.151	25	61 U. HIDALGO MIMBRER	25.192
26	48 F. FERRARO	30.239	26	48 F. FERRARO	28.144	26	58 A. RODRIGUEZ MARTIN	33.202	26	48 F. FERRARO	25.466
27	46 D. NOVAK	30.692	27	46 D. NOVAK	28.263	27	46 D. NOVAK	33.667	27	46 D. NOVAK	25.868

12/06/2021

These data/results cannot be reproduced, stored and/or transmitted in whole or in part by any manner of electronic, mechanical, photocopying, recording, broadcasting or otherwise now known or herein after developed without the previous express consent by the copyright owner, except for reproduction in daily press and regular printed publications on sale to the public within 60 days of the event related to those data/results and always provided that copyright symbol appears together as follows below.

© DORNA WSBK ORGANIZATION Srl 2021

PERUGIA TIMING

**9.3****Yamaha Cup
731/01****Pirelli Made in Italy Emilia-Romagna Round, 11-13 June 2021****Chronological Analysis Race 1**

Misano Circuit Sic 58 4.226 m

Start at 11:46'45.039

1 / 3

1° 2 I. GARCIA ABELLA (1'53.955)							
Lap	Seg.1	Seg.2	Seg.3	Seg.4	Lap Time	km/h	Local Time
1		27.877	32.561	24.650	2'01.715	167,4	11:48'46.754
2	29.422	27.442	32.548	24.543	1'53.955	166,2	11:50'40.709
3	29.431	27.251	32.608	24.830	1'54.120	169,3	11:52'34.829
4	29.287	27.368	32.953	24.757	1'54.365	169,5	11:54'29.194
5	29.462	27.464	33.134	24.794	1'54.854	167,2	11:56'24.048
6	29.639	27.254	32.626	24.805	1'54.324	167,7	11:58'18.372
7	29.894	27.226	32.647	24.892	1'54.659	168,5	12:00'13.031
8	29.023	27.395	32.887	24.845	1'54.150	165,4	12:02'07.181
9	29.865	27.222	33.137	24.944	1'55.168	167,7	12:04'02.349
10	29.770	27.827	33.570	24.879	1'56.046	164,4	12:05'58.395
Race Time 19'13.356							

2° 16 M. REPAK (1'53.995)							
Lap	Seg.1	Seg.2	Seg.3	Seg.4	Lap Time	km/h	Local Time
1		27.391	33.123	25.270	2'01.041	162,7	11:48'46.080
2	29.207	27.107	32.825	24.942	1'54.081	167,4	11:50'40.161
3	29.271	27.205	32.855	24.900	1'54.231	162,7	11:52'34.392
4	28.761	27.719	32.991	25.346	1'54.817	162,2	11:54'29.209
5	29.767	27.415	32.903	24.880	1'54.965	167,2	11:56'24.174
6	29.288	27.009	32.856	24.842	1'53.995	167,7	11:58'18.169
7	28.946	27.769	33.440	24.734	1'54.889	161,4	12:00'13.058
8	29.521	27.697	32.221	24.767	1'54.206	169,0	12:02'07.264
9	29.656	27.198	33.384	24.946	1'55.184	163,6	12:04'02.448
10	29.385	27.744	34.257	24.988	1'56.374	159,8	12:05'58.822
Race Time 19'13.783							

3° 47 F. SEABRIGHT (1'53.627)							
Lap	Seg.1	Seg.2	Seg.3	Seg.4	Lap Time	km/h	Local Time
1		27.694	32.278	25.128	2'01.112	168,0	11:48'46.151
2	29.344	27.627	32.536	24.688	1'54.195	163,6	11:50'40.346
3	29.414	27.199	32.661	24.941	1'54.215	167,4	11:52'34.561
4	29.411	27.418	32.835	24.897	1'54.561	166,4	11:54'29.122
5	29.689	27.360	32.686	24.838	1'54.573	170,9	11:56'23.695
6	29.423	27.496	32.837	24.794	1'54.550	172,8	11:58'18.245
7	29.881	27.180	33.129	24.979	1'55.169	170,1	12:00'13.414
8	29.458	27.191	32.171	24.807	1'53.627	168,0	12:02'07.001
9	29.092	27.796	33.119	25.188	1'55.195	162,4	12:04'02.236
10	29.707	28.125	33.700	24.889	1'56.421	167,2	12:05'58.657
Race Time 19'13.618 + 0.166Pen							

4° 76 J. GIRAL (1'54.031)							
Lap	Seg.1	Seg.2	Seg.3	Seg.4	Lap Time	km/h	Local Time
1		27.640	32.786	25.018	2'01.173	165,6	11:48'46.212
2	29.609	27.387	32.740	24.635	1'54.371	169,5	11:50'40.583
3	29.386	27.248	32.664	24.916	1'54.214	167,7	11:52'34.797
4	29.447	27.118	33.045	24.730	1'54.340	166,9	11:54'29.137
5	29.250	27.478	33.122	24.785	1'54.635	166,4	11:56'23.772
6	29.539	27.271	32.640	24.865	1'54.315	171,2	11:58'18.087
7	29.642	27.232	33.216	25.126	1'55.216	165,9	12:00'13.303
8	29.464	27.565	32.511	24.491	1'54.031	171,4	12:02'07.334
9	29.863	27.238	33.526	24.820	1'55.447	167,7	12:04'02.781
10	29.580	27.810	33.956	24.954	1'56.300	161,4	12:05'59.081
Race Time 19'14.042							

5° 91 M. VANNUCCI (1'54.275)							
Lap	Seg.1	Seg.2	Seg.3	Seg.4	Lap Time	km/h	Local Time
1		27.690	32.923	25.166	2'00.781	165,1	11:48'45.820
2	28.860	27.486	32.899	25.030	1'54.275	161,2	11:50'40.095
3	29.049	27.714	32.818	24.919	1'54.500	167,7	11:52'34.595
4	29.232	27.269	32.916	25.074	1'54.491	164,9	11:54'29.086
5	29.125	27.482	32.984	24.909	1'54.500	161,0	11:56'23.586
6	29.090	27.470	32.867	25.100	1'54.527	161,4	11:58'18.113
7	29.795	27.235	32.670	24.788	1'54.488	167,7	12:00'12.601
8	28.966	27.564	32.914	24.954	1'54.398	161,4	12:02'06.999

9	29.466	27.368	33.626	24.930	1'55.390	159,8	12:04'02.389
10	29.343	27.924	34.281	24.990	1'56.538	160,2	12:05'58.927
Race Time 19'13.888 + 0.155Pen							

6° 73 G. MORA (1'54.053)							
Lap	Seg.1	Seg.2	Seg.3	Seg.4	Lap Time	km/h	Local Time
1		27.365	32.754	25.367	2'00.882	168,5	11:48'45.921
2	29.099	27.316	32.608	25.159	1'54.182	165,9	11:50'40.103
3	29.481	27.156	32.636	25.012	1'54.285	168,8	11:52'34.388
4	29.253	27.672	32.433	25.085	1'54.443	168,2	11:54'28.831
5	29.265	27.815	32.650	25.040	1'54.770	170,9	11:56'23.601
6	29.322	27.386	32.602	25.134	1'54.444	167,2	11:58'18.045
7	29.454	27.540	32.986	24.937	1'54.917	169,0	12:00'12.962
8	28.894	27.436	32.625	25.098	1'54.053	166,7	12:02'07.015
9	29.643	27.408	33.289	24.895	1'55.235	165,4	12:04'02.250
10	29.274	27.964	34.728	24.972	1'56.938	157,4	12:05'59.188
Race Time 19'14.149							

7° 96 M. VICH GIL (1'53.902)							
Lap	Seg.1	Seg.2	Seg.3	Seg.4	Lap Time	km/h	Local Time
1		27.568	33.077	24.764	2'02.547	164,4	11:48'47.586
2	29.770	27.177	32.706	24.725	1'54.378	170,6	11:50'41.964
3	29.598	27.055	32.754	24.861	1'54.268	168,2	11:52'36.232
4	29.386	27.108	33.632	24.728	1'54.854	170,1	11:54'31.086
5	29.234	27.035	32.784	24.849	1'53.902	170,9	11:56'24.988
6	29.537	27.147	32.587	24.791	1'54.062	169,8	11:58'19.050
7	30.151	27.210	32.717	24.692	1'54.770	168,2	12:00'13.820
8	29.524	27.143	32.732	25.219	1'54.618	171,7	12:02'08.438
9	29.597	27.477	32.804	25.031	1'54.909	174,2	12:04'03.347
10	29.789	27.547	33.871	24.696	1'55.903	164,6	12:05'59.250
Race Time 19'14.211							

8° 74 J. CONESA BENITO (1'53.752)							
Lap	Seg.1	Seg.2	Seg.3	Seg.4	Lap Time	km/h	Local Time
1		27.253	32.810	24.769	2'02.121	164,4	11:48'47.160
2	29.980	26.984	32.489	24.581	1'54.034	171,2	11:50'41.194
3	29.526	27.220	32.402	24.604	1'53.752	167,4	11:52'34.946
4	29.497	27.189	33.210	24.667	1'54.563	167,4	11:54'29.509
5	29.895	27.126	32.990	24.724	1'54.735	167,4	11:56'24.244
6	29.594	27.216	32.696	24.709	1'54.215	169,3	11:58'18.459
7	30.205	27.171	32.749	24.933	1'55.058	167,2	12:00'13.517
8	29.599	27.133	32.729	24.464	1'53.925	168,5	12:02'07.442
9	29.897	27.433	33.364	24.809	1'55.503	172,0	12:04'02.945
10	29.807	27.833	34.410	24.453	1'56.503	163,1	12:05'59.448
Race Time 19'14.409							

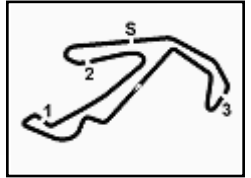
9° 13 E. COLOMBI (1'54.003)							
Lap	Seg.1	Seg.2	Seg.3	Seg.4	Lap Time	km/h	Local Time
1		27.510	32.821	24.844	2'02.104	167,2	11:48'47.143
2	29.842	27.489	32.264	25.090	1'54.685	169,0	11:50'41.828
3	29.557	27.114	32.573	24.759	1'54.003	170,9	11:52'35.831
4	29.114	27.491	32.639	24.998	1'54.242	171,4	11:54'30.073
5	29.815	27.477	32.525	25.533	1'55.350	169,3	11:56'25.423
6	29.458	27.372	32.655	25.119	1'54.604	166,4	11:58'20.027
7	29.703	27.648	32.920	25.413	1'55.684	165,9	12:00'15.711
8	29.849	28.321	33.266	25.808	1'57.244	163,1	12:02'12.955
9	29.957	28.079	33.718	25.370	1'57.124	161,9	12:04'01.079
10	29.919	28.068	33.463	25.549	1'56.999	161,4	12:06'07.078
Race Time 19'22.039							

10° 7 K. ERBAY (1'54.869)							
Lap	Seg.1	Seg.2	Seg.3	Seg.4	Lap Time	km/h	Local Time
1		28.160	32.991	24.758	2'04.573	168,0	11:48'49.612
2	29.649	27.605	33.470	25.197	1'55.921	162,2	11:50'45.533
3	30.105	27.712	33.079	25.051	1'55.947	166,4	11:52'41.480
4	30.003	27.675	33.209	24.935	1'55.822	166,2	11:54'37.302
5	29.935	27.946	33.402	25.007	1'56.290	161,0	11:56'33.592

12/06/2021 P = Pits In/Out - C = Lap Time Cancelled

These data/results cannot be reproduced, stored and/or transmitted in whole or in part by any manner of electronic, mechanical, photocopying, recording, broadcasting or otherwise now known or herein after developed without the previous express consent by the copyright owner, except for reproduction in daily press and regular printed publications on sale to the public within 60 days of the event related to those data/results and always provided that copyright symbol appears together as follows below.

© DORNA WSBK ORGANIZATION Srl 2021

**9.3****Yamaha Cup
731/01**

Pirelli Made in Italy Emilia-Romagna Round, 11-13 June 2021

Chronological Analysis Race 1

Misano Circuit Sic 58 4.226 m

Start at 11:46'45.039

2 / 3

6	29.566	27.727	33.399	24.741	1'55.433	161,0	11:58'29.025	3	29.739	28.100	33.302	25.290	1'56.431	162,9	11:52'43.885
7	29.591	28.092	33.426	25.526	1'56.635	160,7	12:00'25.660	4	29.839	28.157	33.204	25.194	1'56.394	164,4	11:54'40.279
8	29.335	27.661	32.977	24.896	1'54.869	165,1	12:02'20.529	5	29.787	28.081	33.400	25.196	1'56.464	163,1	11:56'36.743
9	29.834	27.698	32.995	24.981	1'55.508	166,9	12:04'16.037	6	29.728	28.074	33.515	24.992	1'56.309	161,9	11:58'33.052
10	29.244	28.007	33.410	24.865	1'55.526	160,7	12:06'11.563	7	29.666	28.077	33.719	25.295	1'56.757	160,5	12:00'29.809
								Race Time 19'26.524							
								8 29.747 27.848 33.176 25.234 1'56.005 161,9 12:02'25.814							
								9 30.042 28.691 33.151 25.267 1'57.151 167,4 12:04'22.965							
								10 30.084 28.672 33.687 25.292 1'57.735 160,5 12:06'20.700							
								Race Time 19'35.661							

11° 41 I. PERISTERAS (1'53.834)							
Lap	Seg.1	Seg.2	Seg.3	Seg.4	Lap Time	km/h	Local Time
1		27.504	32.477	24.883	2'01.288	171,4	11:48'46.327
2	30.224	27.203	32.507	24.730	1'54.664	168,8	11:50'40.991
3	30.148	27.272	32.303	24.670	1'54.393	169,3	11:52'35.384
4	29.333	27.377	32.605	25.016	1'54.331	169,5	11:54'29.715
5	29.551	27.574	32.810	24.898	1'54.833	171,4	11:56'24.548
6	29.789	27.202	32.415	24.735	1'54.141	172,0	11:58'18.689
7	30.326	27.411	33.240	24.844	1'55.821	164,4	12:00'14.510
8	29.312	27.278	32.519	24.725	1'53.834	168,5	12:02'08.344
9	29.231	27.313	33.180	25.015	1'54.739	172,0	12:04'03.083
10	29.828	40.227	34.967	25.679	2'10.701	163,6	12:06'13.784
Race Time 19'28.745							

16° 31 L. BADIE (1'55.991)							
Lap	Seg.1	Seg.2	Seg.3	Seg.4	Lap Time	km/h	Local Time
1		28.125	33.491	25.234	2'06.274	170,3	11:48'51.313
2	30.081	27.991	32.817	25.102	1'55.991	168,2	11:50'47.304
3	30.180	27.720	33.606	25.086	1'56.592	161,9	11:52'43.896
4	30.072	27.893	33.435	25.071	1'56.471	162,2	11:54'40.367
5	29.916	27.827	33.210	25.323	1'56.276	166,2	11:56'36.643
6	30.020	27.862	33.255	25.149	1'56.286	163,1	11:58'32.929
7	30.011	27.824	33.466	25.189	1'56.490	162,2	12:00'29.419
8	29.801	27.997	33.754	24.865	1'56.417	161,2	12:02'25.836
9	30.235	28.409	33.515	25.007	1'57.166	162,4	12:04'23.002
10	30.244	28.459	33.892	25.104	1'57.699	162,4	12:06'20.701
Race Time 19'35.662							

12° 88 E. AGOSTON BURR (1'55.339)							
Lap	Seg.1	Seg.2	Seg.3	Seg.4	Lap Time	km/h	Local Time
1		27.987	32.857	25.066	2'05.072	170,3	11:48'50.111
2	29.868	27.607	32.875	25.260	1'55.610	172,2	11:50'45.721
3	30.317	27.462	32.629	25.240	1'55.648	171,2	11:52'41.369
4	29.617	27.943	33.329	25.270	1'56.159	162,2	11:54'37.528
5	30.208	27.652	33.026	24.984	1'55.870	167,4	11:56'33.398
6	29.553	27.996	33.139	24.879	1'55.567	167,4	11:58'28.965
7	30.040	27.719	33.276	25.070	1'56.105	165,9	12:00'25.070
8	29.437	27.676	33.246	24.980	1'55.339	162,2	12:02'20.409
9	29.753	28.473	33.117	24.831	1'56.174	166,9	12:04'16.583
10	29.746	28.483	33.384	25.663	1'57.276	166,2	12:06'13.859
Race Time 19'28.820							

17° 51 T. WALCH (1'55.965)							
Lap	Seg.1	Seg.2	Seg.3	Seg.4	Lap Time	km/h	Local Time
1		28.138	33.338	25.678	2'07.134	167,4	11:48'52.173
2	30.358	28.048	33.329	25.322	1'57.057	164,9	11:50'49.230
3	30.084	28.176	33.454	25.322	1'57.036	167,2	11:52'46.266
4	29.757	27.910	33.926	25.521	1'57.114	165,1	11:54'43.380
5	30.169	27.966	33.013	25.175	1'56.323	165,4	11:56'39.703
6	29.733	28.062	33.155	25.445	1'56.395	163,6	11:58'36.098
7	29.825	27.882	33.431	25.141	1'56.279	162,2	12:00'32.377
8	29.759	28.029	33.307	25.068	1'56.163	162,7	12:02'28.540
9	29.660	27.963	33.263	25.079	1'55.965	163,4	12:04'24.505
10	29.806	28.022	33.534	25.133	1'56.495	165,4	12:06'21.000
Race Time 19'35.961							

13° 69 K. YAAKOV (1'55.406)							
Lap	Seg.1	Seg.2	Seg.3	Seg.4	Lap Time	km/h	Local Time
1		27.876	32.877	25.082	2'04.791	166,7	11:48'49.830
2	29.874	27.414	32.865	25.253	1'55.406	169,8	11:50'45.236
3	29.787	27.895	33.087	25.283	1'56.052	163,6	11:52'41.288
4	29.981	27.548	33.236	25.216	1'55.981	162,9	11:54'37.269
5	30.251	27.867	32.895	25.114	1'56.127	169,3	11:56'33.396
6	30.246	27.779	33.468	25.064	1'56.557	166,7	11:58'29.953
7	29.821	27.745	32.844	25.132	1'55.542	167,4	12:00'25.495
8	29.798	28.131	33.028	25.307	1'56.264	164,4	12:02'21.759
9	30.031	28.002	33.215	25.318	1'56.566	163,9	12:04'18.325
10	30.032	28.720	33.550	25.443	1'57.745	163,1	12:06'16.070
Race Time 19'31.031							

18° 54 G. SATICI (1'55.946)							
Lap	Seg.1	Seg.2	Seg.3	Seg.4	Lap Time	km/h	Local Time
1		28.311	33.268	25.422	2'07.289	165,9	11:48'52.328
2	30.415	28.139	32.769	25.404	1'56.727	166,9	11:50'49.055
3	29.987	28.221	33.241	25.173	1'56.622	163,4	11:52'45.677
4	29.809	28.264	33.481	25.209	1'56.763	161,9	11:54'42.440
5	29.544	28.213	33.170	25.068	1'55.995	164,4	11:56'38.435
6	30.230	28.474	33.248	25.590	1'57.542	161,0	11:58'35.977
7	29.728	28.432	33.498	25.532	1'57.190	162,2	12:00'33.167
8	29.992	27.928	33.104	25.004	1'56.028	163,6	12:02'29.195
9	29.556	28.225	33.239	24.926	1'55.946	163,6	12:04'25.141
10	29.639	28.022	33.310	25.754	1'56.725	163,9	12:06'21.866
Race Time 19'36.827							

14° 18 D. PALLADINO (1'55.367)							
Lap	Seg.1	Seg.2	Seg.3	Seg.4	Lap Time	km/h	Local Time
1		27.889	32.986	25.071	2'04.238	168,2	11:48'49.277
2	29.733	27.869	33.923	25.134	1'56.659	164,4	11:50'45.936
3	30.349	27.461	32.749	25.234	1'55.793	170,9	11:52'41.729
4	30.032	27.607	33.288	25.096	1'56.023	170,9	11:54'37.752
5	30.196	27.933	33.014	24.998	1'56.141	167,7	11:56'33.893
6	29.956	27.614	33.210	24.786	1'55.566	167,2	11:58'29.459
7	29.691	27.987	32.738	24.951	1'55.367	170,3	12:00'24.826
8	29.473	27.977	33.030	24.974	1'55.454	165,9	12:02'20.280
9	29.570	27.935	33.650	24.755	1'55.910	161,9	12:04'16.190
10	29.486	27.852	33.098	24.986	1'55.422	165,9	12:06'11.612
Race Time 19'26.573 + 9.000Pen							

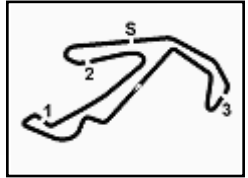
19° 34 G. HUDOVERNICK (1'55.691)							
Lap	Seg.1	Seg.2	Seg.3	Seg.4	Lap Time	km/h	Local Time
1		28.245	33.154	25.802	2'07.655	169,5	11:48'52.694
2	30.470	27.881	32.983	25.422	1'56.756	169,0	11:50'49.450
3	30.228	27.906	33.161	25.229	1'56.524	168,2	11:52'45.974
4	29.845	27.823	33.815	25.862	1'57.345	166,9	11:54'43.319
5	30.021	28.313	33.038	25.291	1'56.663	170,1	11:56'39.982
6	29.892	27.801	33.195	25.444	1'56.332	169,0	11:58'36.314
7	30.009	27.968	33.580	25.281	1'56.838	163,1	12:00'33.152
8	30.322	27.904	33.166	25.369	1'56.761	165,4	12:02'29.913
9	29.586	27.854	33.158	25.093	1'55.691	167,2	12:04'25.604
10	29.743	27.609	33.376	25.535	1'56.263	168,2	12:06'21.867
Race Time 19'36.828							

15° 10 G. CARBONNEL (1'56.005)							
Lap	Seg.1	Seg.2	Seg.3	Seg.4	Lap Time	km/h	Local Time
1		28.021	33.201	25.232	2'06.061	166,2	11:48'51.100
2	29.905	28.161	33.189	25.099	1'56.354	164,1	11:50'47.454

12/06/2021 P = Pits In/Out - C = Lap Time Cancelled

These data/results cannot be reproduced, stored and/or transmitted in whole or in part by any manner of electronic, mechanical, photocopying, recording, broadcasting or otherwise now known or herein after developed without the previous express consent by the copyright owner, except for reproduction in daily press and regular printed publications on sale to the public within 60 days of the event related to those data/results and always provided that copyright symbol appears together as follows below.

© DORNA WSBK ORGANIZATION Srl 2021

**9.3****Yamaha Cup
731/01****Pirelli Made in Italy Emilia-Romagna Round, 11-13 June 2021
Chronological Analysis Race 1**

Misano Circuit Sic 58 4.226 m

Start at 11:46'45.039

3 / 3

20° 61 U. HIDALGO MIMBRERO (1'55.963)							
Lap	Seg.1	Seg.2	Seg.3	Seg.4	Lap Time	km/h	Local Time
1		28.019	33.631	25.706	2'07.193	166,4	11:48'52.232
2	30.060	28.383	33.674	25.281	1'57.398	170,3	11:50'49.630
3	30.225	27.809	33.421	25.212	1'56.667	170,1	11:52'46.297
4	30.087	27.654	33.532	25.268	1'56.541	164,9	11:54'42.838
5	29.464	28.021	33.286	25.192	1'55.963	166,2	11:56'38.801
6	29.858	28.332	33.303	26.555	1'58.048	163,1	11:58'36.849
7	30.551	27.648	33.111	25.242	1'56.552	163,6	12:00'33.401
8	30.309	27.940	33.076	25.885	1'57.210	169,3	12:02'30.611
9	29.736	27.943	33.231	25.350	1'56.260	164,4	12:04'26.871
10	29.942	27.926	33.345	25.241	1'56.454	164,4	12:06'23.325
Race Time 19'38.286							

RET 12 H. MAIER (1'53.876)							
Lap	Seg.1	Seg.2	Seg.3	Seg.4	Lap Time	km/h	Local Time
1		27.635	32.759	25.141	2'01.663	167,7	11:48'46.702
2	29.974	27.241	32.496	24.713	1'54.424	170,9	11:50'41.126
3	29.462	27.579	32.735	25.302	1'55.078	166,9	11:52'36.204
4	29.020	27.449	32.498	24.964	1'53.931	168,0	11:54'30.135
5	29.406	27.333	32.885	24.928	1'54.552	170,9	11:56'24.687
6	29.278	27.405	32.704	24.773	1'54.160	167,7	11:58'18.847
7	29.921	27.678	33.129	24.999	1'55.727	165,4	12:00'14.574
8	29.430	27.332	32.203	24.911	1'53.876	169,8	12:02'08.450
9	29.236	27.344	32.589	25.090	1'54.259	172,0	12:04'02.709
Race Time 17'17.670							

21° 32 R. VALENTE MARTINS (1'56.304)							
Lap	Seg.1	Seg.2	Seg.3	Seg.4	Lap Time	km/h	Local Time
1		28.610	33.130	25.373	2'08.014	170,6	11:48'53.053
2	30.590	28.035	33.338	25.377	1'57.340	167,4	11:50'50.393
3	30.240	27.869	32.910	25.348	1'56.367	167,4	11:52'46.760
4	30.193	28.063	32.854	25.775	1'56.885	167,4	11:54'43.645
5	30.370	27.850	33.060	25.158	1'56.438	173,9	11:56'40.083
6	30.184	27.876	32.985	25.259	1'56.304	168,5	11:58'36.387
7	30.817	28.276	33.023	25.160	1'57.276	167,2	12:00'33.663
8	30.392	28.091	32.842	25.545	1'56.870	170,1	12:02'30.533
9	30.332	27.891	32.942	25.441	1'56.606	167,4	12:04'27.139
10	29.998	28.291	32.991	25.212	1'56.492	166,7	12:06'23.631
Race Time 19'38.592							

RET 48 F. FERRARO (1'57.624)							
Lap	Seg.1	Seg.2	Seg.3	Seg.4	Lap Time	km/h	Local Time
1		29.882	33.118	26.511	2'10.556	168,8	11:48'55.595
2	30.671	28.584	33.228	25.964	1'58.447	165,1	11:50'54.042
3	30.832	28.414	33.355	25.707	1'58.308	164,6	11:52'52.350
4	30.582	28.344	33.374	25.723	1'58.023	163,9	11:54'50.373
5	30.847	28.297	33.014	25.466	1'57.624	164,9	11:56'47.997
6	30.239	28.240	33.382	25.826	1'57.687	163,9	11:58'45.684
Race Time 12'00.645							

22° 22 M. CUCCU (1'56.306)							
Lap	Seg.1	Seg.2	Seg.3	Seg.4	Lap Time	km/h	Local Time
1		29.548	33.248	25.348	2'09.056	163,9	11:48'54.095
2	30.081	28.080	33.369	25.347	1'56.877	164,4	11:50'50.972
3	30.306	27.925	33.116	25.108	1'56.455	164,6	11:52'47.427
4	30.056	27.988	33.250	25.328	1'56.622	164,6	11:54'44.049
5	30.475	28.336	33.475	25.254	1'57.540	160,0	11:56'41.589
6	29.745	28.165	33.616	25.296	1'56.822	161,0	11:58'38.411
7	29.770	27.937	33.377	25.222	1'56.306	161,7	12:00'34.717
8	29.764	27.843	33.331	25.375	1'56.313	163,1	12:02'31.030
9	30.076	27.981	33.499	25.096	1'56.652	161,7	12:04'27.682
10	29.822	28.344	33.477	25.261	1'56.904	161,9	12:06'24.586
Race Time 19'39.547							

RET 58 A. RODRIGUEZ MARTIN (1'56.340)							
Lap	Seg.1	Seg.2	Seg.3	Seg.4	Lap Time	km/h	Local Time
1		28.096	33.297	25.072	2'04.386	164,9	11:48'49.425
2	30.019	27.936	33.202	25.183	1'56.340	169,0	11:50'45.765
Race Time 4'00.726							

23° 55 B. CROCKFORD (1'56.359)							
Lap	Seg.1	Seg.2	Seg.3	Seg.4	Lap Time	km/h	Local Time
1		28.659	33.574	25.724	2'08.582	166,9	11:48'53.621
2	30.280	28.087	33.193	25.512	1'57.072	167,4	11:50'50.693
3	30.247	27.751	33.278	25.140	1'56.416	166,2	11:52'47.109
4	30.081	28.037	33.048	25.644	1'56.810	165,9	11:54'43.919
5	30.291	27.860	33.084	25.124	1'56.359	167,4	11:56'40.278
6	30.137	27.871	32.971	25.894	1'56.873	167,2	11:58'37.151
7	30.506	30.379	33.833	25.496	2'00.214	162,9	12:00'37.365
8	30.389	28.633	33.879	25.824	1'58.725	162,2	12:02'36.090
9	30.763	28.442	34.238	25.692	1'59.135	161,7	12:04'35.225
10	30.504	28.551	34.084	25.867	1'59.006	161,0	12:06'34.231
Race Time 19'49.192							

24° 46 D. NOVAK (1'59.106)							
Lap	Seg.1	Seg.2	Seg.3	Seg.4	Lap Time	km/h	Local Time
1		29.830	33.667	26.483	2'11.286	169,5	11:48'56.325
2	31.085	28.263	33.953	26.079	1'59.380	166,7	11:50'55.705
3	31.112	28.663	33.876	26.131	1'59.782	165,4	11:52'55.487
4	30.692	28.524	33.866	26.024	1'59.106	164,4	11:54'54.593
5	30.864	28.468	33.782	26.012	1'59.126	165,1	11:56'53.719
6	31.034	28.584	34.209	26.126	1'59.953	163,4	11:58'53.672
7	31.168	28.441	34.013	26.326	1'59.948	163,1	12:00'53.620
8	31.215	28.876	33.954	26.015	2'00.060	163,9	12:02'53.680

12/06/2021 P = Pits In/Out - C = Lap Time Cancelled

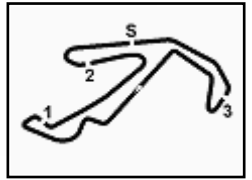
These data/results cannot be reproduced, stored and/or transmitted in whole or in part by any manner of electronic, mechanical, photocopying, recording, broadcasting or otherwise now known or herein after developed without the previous express consent by the copyright owner, except for reproduction in daily press and regular printed publications on sale to the public within 60 days of the event related to those data/results and always provided that copyright symbol appears together as follows below.

© DORNA WSBK ORGANIZATION Srl 2021



9.4

Yamaha Cup
731/01



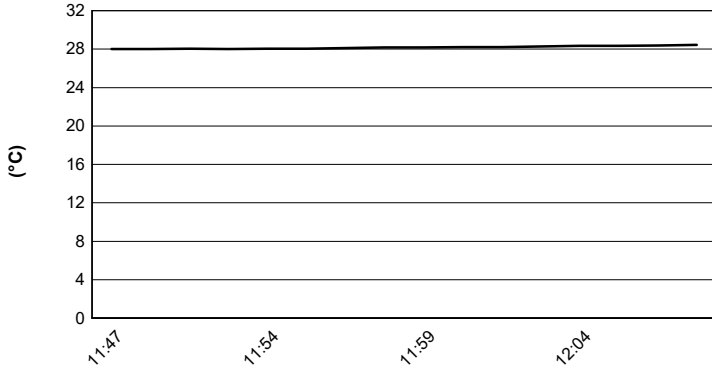
Misano Circuit Sic 58 4.226 m

Pirelli Made in Italy Emilia-Romagna Round, 11-13 June 2021

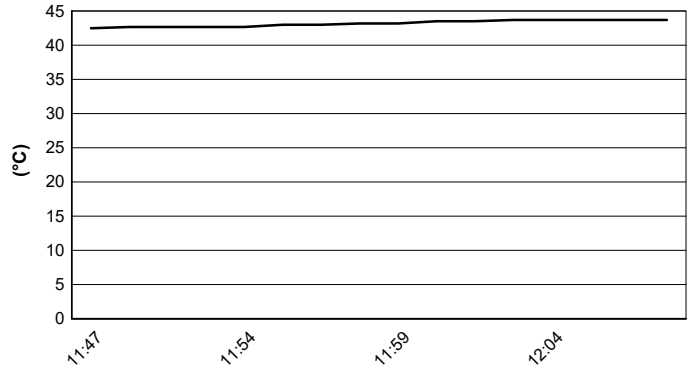
Weather Report Race 1

Session started 11:47 - Session ended 12:09

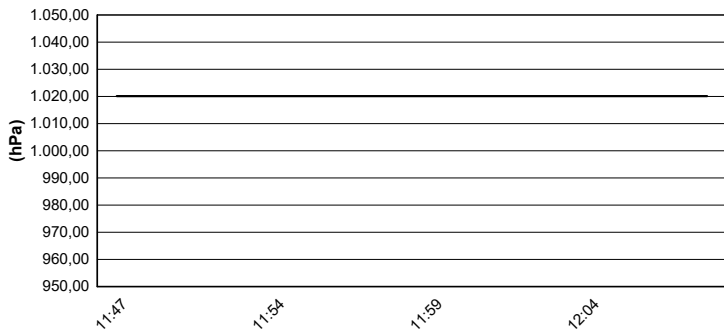
Air Temperature



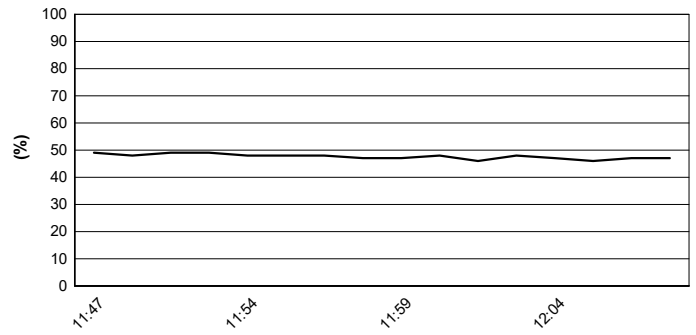
Track Temperature



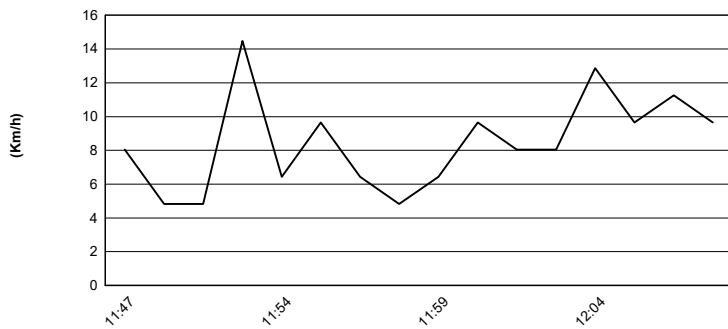
Air Pressure



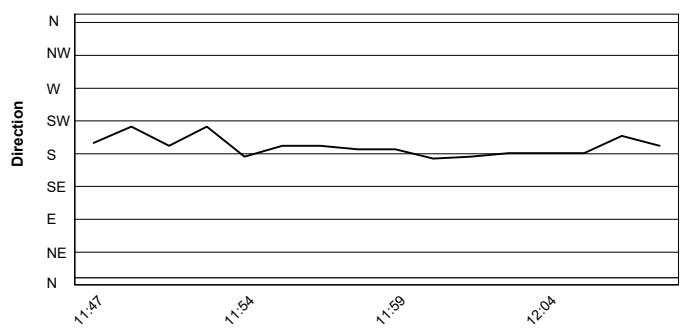
Humidity



Wind Speed



Wind Direction



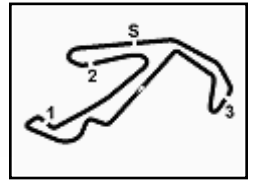
12/06/2021

These data/results cannot be reproduced, stored and/or transmitted in whole or in part by any manner of electronic, mechanical, photocopying, recording, broadcasting or otherwise now known or herein after developed without the previous express consent by the copyright owner, except for reproduction in daily press and regular printed publications on sale to the public within 60 days of the event related to those data/results and always provided that copyright symbol appears together as follows below.

© DORNA WSBK ORGANIZATION Srl 2021



Yamaha Cup
731/01



Misano Circuit Sic 58 4.226 m

Pirelli Made in Italy Emilia-Romagna Round, 11-13 June 2021
Starting Grid Race 2 (10 Laps x 4,226 km = 42,260 km)

1	1	91 VANNUCCI M. Yamaha 1'53.738	2	76 GIRAL J. Yamaha 1'53.905	3	16 REPAK M. Yamaha 1'54.106
2	4	73 MORA G. Yamaha 1'54.380	5	13 COLOMBI E. Yamaha 1'54.570	6	2 GARCIA ABELLA I. Yamaha 1'54.732
3	7	41 PERISTERAS I. Yamaha 1'54.844	8	47 SEABRIGHT F. Yamaha 1'54.933	9	18 PALLADINO D. Yamaha 1'54.987
4	10	96 VICH GIL M. Yamaha 1'55.005	11	74 CONESA BENITO J. Yamaha 1'55.070	12	12 MAIER H. Yamaha 1'55.076
5	13	7 ERBAY K. Yamaha 1'55.737	14	58 RODRIGUEZ MARTIN Yamaha 1'55.817	15	69 YAAKOV K. Yamaha 1'55.819
6	16	61 HIDALGO MIMBRERO Yamaha 1'55.946	17	88 AGOSTON BURR E. Yamaha 1'56.014	18	51 WALCH T. Yamaha 1'56.261
7	19	48 FERRARO F. Yamaha 1'56.272	20	22 CUCCU M. Yamaha 1'56.434	21	31 BADIE L. Yamaha 1'56.955
8	22	55 CROCKFORD B. Yamaha 1'57.121	23	10 CARBONNEL G. Yamaha 1'57.166	24	34 HUDOVERNICK G. Yamaha 1'57.286
9	25	54 SATICI G. Yamaha 1'58.178	26	32 VALENTE MARTINS Yamaha 1'58.311	27	46 NOVAK D. Yamaha 1'59.498

12/06/2021 The Race Director

These data/results cannot be reproduced, stored and/or transmitted in whole or in part by any manner of electronic, mechanical, photocopying, recording, broadcasting or otherwise now known or herein after developed without the previous express consent by the copyright owner, except for reproduction in daily press and regular printed publications on sale to the public within 60 days of the event related to those data/results and always provided that copyright symbol appears together as follows below. © DORNA WSBK ORGANIZATION Srl 2021

PERUGIA TIMING