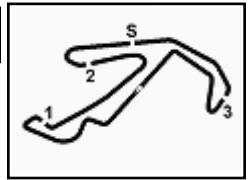


**10****Yamaha Cup  
731/01**

Misano Circuit Sic 58 4.226 m

**1 / 2****Pirelli Made in Italy Emilia-Romagna Round, 11-13 June 2021  
Results Race 2**

Laps 10 = 42,260 Km - Time of Race 19'10.559 - Avg. 132,228 km/h

| Pos                      | Grid | No. Rider                     | Nat | Team                         | Bike      | LL | Gap           | Rel.  | Fastest Lap | Speed | Qualifying | Speed |
|--------------------------|------|-------------------------------|-----|------------------------------|-----------|----|---------------|-------|-------------|-------|------------|-------|
| 1                        | 3    | <b>16 M. REPAK</b>            | SVK | Repák Racing Team            | Yamaha R3 | 10 |               |       | 1'53.538    | 165,9 | 1'54.106   | 163,4 |
| 2                        | 1    | <b>91 M. VANNUCCI</b>         | ITA | Junior Team AG Yamaha Pata   | Yamaha R3 | 10 | <b>0.120</b>  | 0.120 | 1'53.972    | 169,5 | 1'53.738   | 166,2 |
| 3                        | 4    | <b>73 G. MORA</b>             | ITA | Junior Team AG Yamaha Pata   | Yamaha R3 | 10 | <b>0.231</b>  | 0.111 | 1'53.681    | 171,7 | 1'54.380   | 167,2 |
| 4                        | 8    | <b>47 F. SEABRIGHT</b>        | GBR | FHS Racing                   | Yamaha R3 | 10 | <b>0.666</b>  | 0.435 | 1'53.941    | 170,6 | 1'54.933   | 168,2 |
| 5                        | 6    | <b>2 I. GARCIA ABELLA</b>     | ESP | ARCO MotoR University team   | Yamaha R3 | 10 | <b>1.061</b>  | 0.395 | 1'54.065    | 170,9 | 1'54.732   | 168,2 |
| 6                        | 2    | <b>76 J. GIRAL</b>            | ESP | ARCO MotoR University team   | Yamaha R3 | 10 | <b>1.429</b>  | 0.368 | 1'54.036    | 172,2 | 1'53.905   | 168,2 |
| 7                        | 11   | <b>74 J. CONESA BENITO</b>    | ESP | Gasss Racing Team            | Yamaha R3 | 10 | <b>1.495</b>  | 0.066 | 1'54.194    | 171,7 | 1'55.070   | 170,1 |
| 8                        | 7    | <b>41 I. PERISTERAS</b>       | GRE | Team ROC' n' DEA             | Yamaha R3 | 10 | <b>2.324</b>  | 0.829 | 1'54.190    | 172,2 | 1'54.844   | 169,3 |
| 9                        | P 9  | <b>18 D. PALLADINO</b>        | ITA | Team ROC' n' DEA             | Yamaha R3 | 10 | <b>9.764</b>  | 7.440 | 1'53.719    | 172,8 | 1'54.987   | 170,6 |
| 10                       | 17   | <b>88 E. AGOSTON BURR</b>     | BRA | AD78 Team Brasil             | Yamaha R3 | 10 | <b>10.786</b> | 1.022 | 1'54.400    | 169,3 | 1'56.014   | 167,2 |
| 11                       | 10   | <b>96 M. VICH GIL</b>         | ESP | DS Racing School             | Yamaha R3 | 10 | <b>10.938</b> | 0.152 | 1'54.989    | 169,5 | 1'55.005   | 165,4 |
| 12                       | 13   | <b>7 K. ERBAY</b>             | TUR | KNN54                        | Yamaha R3 | 10 | <b>16.276</b> | 5.338 | 1'55.063    | 169,0 | 1'55.737   | 164,4 |
| 13                       | 21   | <b>31 L. BADIE</b>            | BEL | Yamaha R3 bLU cRU Benelux    | Yamaha R3 | 10 | <b>16.295</b> | 0.019 | 1'54.837    | 170,3 | 1'56.955   | 169,0 |
| 14                       | 14   | <b>58 A. RODRIGUEZ MARTIN</b> | ESP | Viñales Junior Team          | Yamaha R3 | 10 | <b>16.609</b> | 0.314 | 1'55.447    | 170,6 | 1'55.817   | 165,9 |
| 15                       | 5    | <b>13 E. COLOMBI</b>          | ITA | Moto X Racing                | Yamaha R3 | 10 | <b>17.033</b> | 0.424 | 1'55.336    | 170,1 | 1'54.570   | 169,5 |
| 16                       | P 12 | <b>12 H. MAIER</b>            | BRA | AD78 Team Brasil             | Yamaha R3 | 10 | <b>19.779</b> | 2.746 | 1'54.716    | 169,3 | 1'55.076   | 169,5 |
| 17                       | 23   | <b>10 G. CARBONNEL</b>        | FRA | Yamaha Motor France          | Yamaha R3 | 10 | <b>20.717</b> | 0.938 | 1'55.774    | 168,5 | 1'57.166   | 164,6 |
| 18                       | 18   | <b>51 T. WALCH</b>            | AUT | Racing Tristan Walch         | Yamaha R3 | 10 | <b>21.052</b> | 0.335 | 1'55.645    | 168,2 | 1'56.261   | 165,6 |
| 19                       | P 15 | <b>69 K. YAAKOV</b>           | USA | American racing Academy team | Yamaha R3 | 10 | <b>21.891</b> | 0.839 | 1'55.670    | 170,3 | 1'55.819   | 164,9 |
| 20                       | 16   | <b>61 U. HIDALGO MIMBRERO</b> | ESP | ARCO MotoR University team   | Yamaha R3 | 10 | <b>24.731</b> | 2.840 | 1'56.154    | 169,3 | 1'55.946   | 167,4 |
| 21                       | 25   | <b>54 G. SATICI</b>           | TUR | Satici Racing Team           | Yamaha R3 | 10 | <b>33.303</b> | 8.572 | 1'56.198    | 165,6 | 1'58.178   | 163,1 |
| 22                       | 26   | <b>32 R. VALENTE MARTINS</b>  | POR | Viñales Junior Team          | Yamaha R3 | 10 | <b>33.992</b> | 0.689 | 1'56.558    | 170,1 | 1'58.311   | 169,8 |
| 23                       | 27   | <b>46 D. NOVAK</b>            | POL | Yamaha RS Racing             | Yamaha R3 | 10 | <b>38.439</b> | 4.447 | 1'57.043    | 171,7 | 1'59.498   | 168,2 |
| 24                       | 22   | <b>55 B. CROCKFORD</b>        | GBR | BRIXX Crescent Yamaha        | Yamaha R3 | 10 | <b>38.756</b> | 0.317 | 1'57.317    | 167,7 | 1'57.121   | 164,9 |
| 25                       | 20   | <b>22 M. CUCCU</b>            | ITA | Viñales Junior Team          | Yamaha R3 | 10 | <b>39.785</b> | 1.029 | 1'57.207    | 166,4 | 1'56.434   | 165,1 |
| 26                       | P 24 | <b>34 G. HUDOVERNICK</b>      | SLO | Moto Klub Grading            | Yamaha R3 | 10 | <b>42.170</b> | 2.385 | 1'56.681    | 168,8 | 1'57.286   | 166,7 |
| -----Not Classified----- |      |                               |     |                              |           |    |               |       |             |       |            |       |
| RET                      | 19   | <b>48 F. FERRARO</b>          | ITA | Team Chiodo Racing           | Yamaha R3 | 9  | <b>1 Lap</b>  |       | 1'56.522    | 170,9 | 1'56.272   | 169,3 |

|       |            |     |       |      |
|-------|------------|-----|-------|------|
| AIR   | Humidity:  | 46% | Temp: | 29°C |
| TRACK | Condition: | Dry | Temp: | 48°C |

|                  |                 |       |             |          |             |
|------------------|-----------------|-------|-------------|----------|-------------|
| Records          | Pole (SP)       | 2021  | M.Vannucci  | 1'53.738 | 133,76 Km/h |
|                  | Race (RC1)      | 2021  | F.Seabright | 1'53.627 | 133,89 Km/h |
|                  | All Times (RC1) | 2021  | F.Seabright | 1'53.627 | 133,89 Km/h |
| Race Fastest Lap | (New Record)    | Lap 9 | M.Repak     | 1'53.538 | 134,00 Km/h |

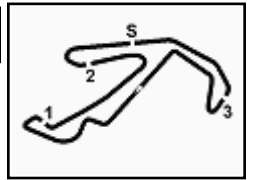
| LAP LEADERS |             |      |    |      |       |
|-------------|-------------|------|----|------|-------|
| No.         | Rider       | From | To | Laps | Total |
| 91          | M. VANNUCCI | 1    | 5  | 5    |       |
| 16          | M. REPAK    | 6    | 6  | 1    |       |
| 91          | M. VANNUCCI | 7    | 8  | 2    | 7     |
| 16          | M. REPAK    | 9    | 10 | 2    | 3     |

| TOTAL LEADER LAPS |                  |      |
|-------------------|------------------|------|
| No.               | Rider            | Laps |
| 91                | M. VANNUCCI      | 12   |
| 16                | M. REPAK         | 3    |
| 73                | G. MORA          | 3    |
| 2                 | I. GARCIA ABELLA | 1    |
| 47                | F. SEABRIGHT     | 1    |

Start                      End                      The results are provisional until the end of the time limit for protests and appeals  
12/06/2021    16:15                      16:39                      and the completion of the technical checks.

These data/results cannot be reproduced, stored and/or transmitted in whole or in part by any manner of electronic, mechanical, photocopying, recording, broadcasting or otherwise now known or herein after developed without the previous express consent by the copyright owner, except for reproduction in daily press and regular printed publications on sale to the public within 60 days of the event related to those data/results and always provided that copyright symbol appears together as follows below.

© DORNA WSBK ORGANIZATION Srl 2021

**10****Yamaha Cup**  
731/01

Misano Circuit Sic 58 4.226 m

2 / 2

**Pirelli Made in Italy Emilia-Romagna Round, 11-13 June 2021**  
**Results Race 2****Race Highlights**

| Time     | No. Rider      | Description   |
|----------|----------------|---|
| 16.12.59 |                | Warm-up Lap Start   |
| 16.15.59 |                | Start   |
| 16.25.08 | 12 Maier       | Double Long Lap Penalty - Jump Start                            |
| 16.25.09 | 18 Palladino   | Double Long Lap Penalty - Jump Start                            |
| 16.25.09 | 34 Hudovernick | Double Long Lap Penalty - Jump Start                            |
| 16.25.09 | 48 Ferraro     | Double Long Lap Penalty - Jump Start                            |
| 16.34.24 | 48 Ferraro     | Crashed - Turn 6  |
| 16.34.40 | 48 Ferraro     | Not Actively Competing  |
| 16.35.32 |                | Provisional Results   |
| 16.36.45 | 18 Palladino   | penalized by 9" for not completing two long lap penalty         |
| 16.37.09 | 12 Maier       | penalized by 9" for not completing two long lap penalty         |
| 16.37.23 | 34 Hudovernick | penalized by 9" for not completing two long lap penalty         |
| 16.39.12 | 69 Yaakov      | Penalized to Drop 1 Position - Exceeded Track Limit on Last Lap |
| 16.39.19 |                | Final Results   |
| 16.39.28 |                | End Of Session  |

Start                      End                      The results are provisional until the end of the time limit for protests and appeals  
12/06/2021              16:15                      16:39                      and the completion of the technical checks.

These data/results cannot be reproduced, stored and/or transmitted in whole or in part by any manner of electronic, mechanical, photocopying, recording, broadcasting or otherwise now known or herein after developed without the previous express consent by the copyright owner, except for reproduction in daily press and regular printed publications on sale to the public within 60 days of the event related to those data/results and always provided that copyright symbol appears together as follows below.

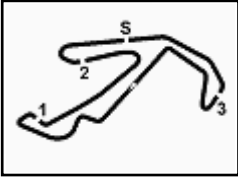
© DORNA WSBK ORGANIZATION Srl 2021



11

Yamaha Cup

731/01



Misano Circuit Sic 58 4.226 m

# Pirelli Made in Italy Emilia-Romagna Round, 11-13 June 2021

## Championship Standings

| Points  | Points From First | Points From Previous | June 12               | July 3    | July 24 | August 8 | September 4 | September 18 |  |  |  |  |  |  |  |  |  |  |  |
|---|-------------------|----------------------|-----------------------|-----------|---------|----------|-------------|--------------|--|--|--|--|--|--|--|--|--|--|--|
|   |                   |                      | MISANO                | DONINGTON | ASSEN   | MOST     | MAGNY-COURS | BARCELONA    |  |  |  |  |  |  |  |  |  |  |  |
| <b>1 REPAK</b><br>Maxim (SVK)                     | <b>45</b>         |                      | <b>20 25</b><br>2 1   |           |         |          |             |              |  |  |  |  |  |  |  |  |  |  |  |
| <b>2 GARCIA ABELLA</b><br>Iker (ESP)              | <b>36</b>         | 9                    | <b>25 11</b><br>1 2   |           |         |          |             |              |  |  |  |  |  |  |  |  |  |  |  |
| <b>3 VANNUCCI</b><br>Matteo (ITA)                 | <b>31</b>         | 14                   | <b>5 11 20</b><br>5 3 |           |         |          |             |              |  |  |  |  |  |  |  |  |  |  |  |
| <b>4 SEABRIGHT</b><br>Fenton Harrison (GBR)       | <b>29</b>         | 16                   | <b>2 16 13</b><br>3 4 |           |         |          |             |              |  |  |  |  |  |  |  |  |  |  |  |
| <b>5 MORA</b><br>Giacomo (ITA)                    | <b>26</b>         | 19                   | <b>3 10 16</b><br>6 5 |           |         |          |             |              |  |  |  |  |  |  |  |  |  |  |  |
| <b>6 GIRAL</b><br>Julian (ESP)                    | <b>23</b>         | 22                   | <b>3 13 10</b><br>4 6 |           |         |          |             |              |  |  |  |  |  |  |  |  |  |  |  |
| <b>7 CONESA BENITO</b><br>Juan Antonio (ESP)      | <b>17</b>         | 28                   | <b>6 8 9</b><br>8 7   |           |         |          |             |              |  |  |  |  |  |  |  |  |  |  |  |
| <b>8 VICH GIL</b><br>Marc (ESP)                   | <b>14</b>         | 31                   | <b>3 9 5</b><br>7 8   |           |         |          |             |              |  |  |  |  |  |  |  |  |  |  |  |
| <b>9 PERISTERAS</b><br>Ioannis-Konstantinos (GRE) | <b>13</b>         | 32                   | <b>1 5 8</b><br>11 9  |           |         |          |             |              |  |  |  |  |  |  |  |  |  |  |  |
| <b>10 AGOSTON BURR</b><br>Eduardo (BRA)           | <b>10</b>         | 35                   | <b>3 4 6</b><br>12 10 |           |         |          |             |              |  |  |  |  |  |  |  |  |  |  |  |
| <b>11 ERBAY</b><br>Kadir (TUR)                    | <b>10</b>         | 35                   | <b>0 6 4</b><br>10 10 |           |         |          |             |              |  |  |  |  |  |  |  |  |  |  |  |
| <b>12 PALLADINO</b><br>Diego (ITA)                | <b>9</b>          | 36                   | <b>1 2 7</b><br>14 12 |           |         |          |             |              |  |  |  |  |  |  |  |  |  |  |  |
| <b>13 COLOMBI</b><br>Edoardo (ITA)                | <b>8</b>          | 37                   | <b>1 7 1</b><br>9 13  |           |         |          |             |              |  |  |  |  |  |  |  |  |  |  |  |
| <b>14 BADIE</b><br>Levi (BEL)                     | <b>3</b>          | 42                   | <b>5 3</b><br>14      |           |         |          |             |              |  |  |  |  |  |  |  |  |  |  |  |
| <b>15 YAAKOV</b><br>Kayla (USA)                   | <b>3</b>          | 42                   | <b>0 3</b><br>13 14   |           |         |          |             |              |  |  |  |  |  |  |  |  |  |  |  |
| <b>16 RODRIGUEZ MARTIN</b><br>Adrian (ESP)        | <b>2</b>          | 43                   | <b>1 2</b><br>16      |           |         |          |             |              |  |  |  |  |  |  |  |  |  |  |  |
| <b>17 CARBONNEL</b><br>Gregory (FRA)              | <b>1</b>          | 44                   | <b>1 1</b><br>15 17   |           |         |          |             |              |  |  |  |  |  |  |  |  |  |  |  |

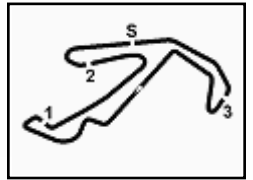
12/06/2021

First Line: Championship Standings - Second Line: Ranking Progression

These data/results cannot be reproduced, stored and/or transmitted in whole or in part by any manner of electronic, mechanical, photocopying, recording, broadcasting or otherwise now known or herein after developed without the previous express consent by the copyright owner, except for reproduction in daily press and regular printed publications on sale to the public within 60 days of the event related to those data/results and always provided that copyright symbol appears together as follows below.

© DORNA WSBK ORGANIZATION Srl 2021

PERUGIA TIMING

**12.1****Yamaha Cup  
731/01**

Misano Circuit Sic 58 4.226 m

1 / 3

**Pirelli Made in Italy Emilia-Romagna Round, 11-13 June 2021  
Lap Chart Race 2**

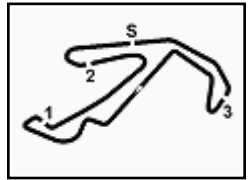
|    |    | Lap |    |    |    |    |    |    |    |    |  |
|----|----|-----|----|----|----|----|----|----|----|----|--|
|    | 1  | 2   | 3  | 4  | 5  | 6  | 7  | 8  | 9  | 10 |  |
| 1  | 91 | 91  | 91 | 91 | 91 | 16 | 91 | 91 | 16 | 16 |  |
| 2  | 73 | 73  | 16 | 73 | 16 | 73 | 41 | 16 | 91 | 91 |  |
| 3  | 16 | 16  | 73 | 16 | 73 | 91 | 47 | 47 | 73 | 73 |  |
| 4  | 47 | 47  | 41 | 41 | 47 | 41 | 73 | 73 | 47 | 47 |  |
| 5  | 76 | 41  | 47 | 47 | 41 | 47 | 16 | 2  | 41 | 18 |  |
| 6  | 41 | 76  | 76 | 76 | 2  | 76 | 76 | 41 | 2  | 2  |  |
| 7  | 2  | 2   | 2  | 2  | 18 | 2  | 2  | 76 | 18 | 76 |  |
| 8  | 74 | 74  | 74 | 74 | 76 | 18 | 18 | 18 | 76 | 74 |  |
| 9  | 96 | 18  | 18 | 18 | 74 | 74 | 74 | 74 | 74 | 41 |  |
| 10 | 18 | 96  | 88 | 88 | 88 | 88 | 88 | 88 | 88 | 12 |  |
| 11 | 12 | 88  | 12 | 12 | 12 | 96 | 12 | 12 | 12 | 88 |  |
| 12 | 88 | 12  | 96 | 96 | 96 | 12 | 96 | 96 | 96 | 96 |  |
| 13 | 58 | 58  | 13 | 13 | 13 | 58 | 58 | 7  | 7  | 7  |  |
| 14 | 13 | 13  | 58 | 58 | 58 | 7  | 7  | 58 | 58 | 31 |  |
| 15 | 10 | 10  | 7  | 7  | 7  | 13 | 13 | 13 | 13 | 58 |  |
| 16 | 69 | 7   | 10 | 69 | 69 | 31 | 31 | 31 | 31 | 13 |  |
| 17 | 7  | 69  | 69 | 10 | 31 | 10 | 10 | 69 | 69 | 10 |  |
| 18 | 31 | 31  | 31 | 31 | 51 | 69 | 69 | 10 | 10 | 69 |  |
| 19 | 51 | 51  | 51 | 51 | 10 | 51 | 51 | 51 | 51 | 51 |  |
| 20 | 34 | 61  | 61 | 61 | 61 | 61 | 61 | 61 | 61 | 61 |  |
| 21 | 61 | 54  | 34 | 54 | 54 | 54 | 34 | 32 | 32 | 34 |  |
| 22 | 54 | 34  | 54 | 34 | 34 | 32 | 54 | 54 | 54 | 54 |  |
| 23 | 32 | 32  | 32 | 32 | 32 | 34 | 32 | 34 | 34 | 32 |  |
| 24 | 55 | 55  | 48 | 48 | 48 | 48 | 48 | 48 | 48 | 46 |  |
| 25 | 22 | 22  | 55 | 55 | 55 | 55 | 55 | 55 | 46 | 55 |  |
| 26 | 48 | 48  | 22 | 22 | 22 | 22 | 46 | 46 | 55 | 22 |  |
| 27 | 46 | 46  | 46 | 46 | 46 | 46 | 22 | 22 | 22 | 22 |  |

| Final Result |                              |         |
|--------------|------------------------------|---------|
| 1            | <b>16 M. REPAK</b>           | Laps 10 |
| 2            | <b>91 M. VANNUCCI</b>        | 0.120   |
| 3            | <b>73 G. MORA</b>            | 0.231   |
| 4            | <b>47 F. SEABRIGHT</b>       | 0.666   |
| 5            | <b>2 I. GARCIA ABELLA</b>    | 1.061   |
| 6            | <b>76 J. GIRAL</b>           | 1.429   |
| 7            | <b>74 J. CONESA BENITO</b>   | 1.495   |
| 8            | <b>41 I. PERISTERAS</b>      | 2.324   |
| 9            | <b>18 D. PALLADINO (P)</b>   | 9.764   |
| 10           | <b>88 E. AGOSTON BURR</b>    | 10.786  |
| 11           | <b>96 M. VICH GIL</b>        | 10.938  |
| 12           | <b>7 K. ERBAY</b>            | 16.276  |
| 13           | <b>31 L. BADIE</b>           | 16.295  |
| 14           | <b>58 A. RODRIGUEZ MART</b>  | 16.609  |
| 15           | <b>13 E. COLOMBI</b>         | 17.033  |
| 16           | <b>12 H. MAIER (P)</b>       | 19.779  |
| 17           | <b>10 G. CARBONNEL</b>       | 20.717  |
| 18           | <b>51 T. WALCH</b>           | 21.052  |
| 19           | <b>69 K. YAAKOV (P)</b>      | 21.891  |
| 20           | <b>61 U. HIDALGO MIMBRE</b>  | 24.731  |
| 21           | <b>54 G. SATICI</b>          | 33.303  |
| 22           | <b>32 R. VALENTE MARTIN</b>  | 33.992  |
| 23           | <b>46 D. NOVAK</b>           | 38.439  |
| 24           | <b>55 B. CROCKFORD</b>       | 38.756  |
| 25           | <b>22 M. CUCCU</b>           | 39.785  |
| 26           | <b>34 G. HUDOVERNICK (P)</b> | 42.170  |
| RET          | <b>48 F. FERRARO</b>         | 1 Lap   |

12/06/2021

These data/results cannot be reproduced, stored and/or transmitted in whole or in part by any manner of electronic, mechanical, photocopying, recording, broadcasting or otherwise now known or herein after developed without the previous express consent by the copyright owner, except for reproduction in daily press and regular printed publications on sale to the public within 60 days of the event related to those data/results and always provided that copyright symbol appears together as follows below.

© DORNA WSBK ORGANIZATION Srl 2021

**12.1****Yamaha Cup  
731/01****Pirelli Made in Italy Emilia-Romagna Round, 11-13 June 2021****Lap Chart Race 2**

Misano Circuit Sic 58 4.226 m

**2 / 3**

| Lap 1 |                       |          |
|-------|-----------------------|----------|
| 1     | 91 M.Vannucci         | 2'00.633 |
| 2     | 73 G.Mora             | 0.439    |
| 3     | 16 M.Repak            | 0.478    |
| 4     | 47 F.Seabright        | 0.723    |
| 5     | 76 J.Giral            | 0.743    |
| 6     | 41 I.Peristeras       | 0.884    |
| 7     | 2 I.Garcia Abella     | 1.018    |
| 8     | 74 J.Conesa Benito    | 1.176    |
| 9     | 96 M.Vich Gil         | 1.708    |
| 10    | 18 D.Palladino        | 1.773    |
| 11    | 12 H.Maier            | 2.524    |
| 12    | 88 E.Agoston Burr     | 2.671    |
| 13    | 58 A.Rodriguez Martin | 2.901    |
| 14    | 13 E.Colombi          | 3.198    |
| 15    | 10 G.Carbonnel        | 4.911    |
| 16    | 69 K.Yaakov           | 5.140    |
| 17    | 7 K.Erbay             | 5.205    |
| 18    | 31 L.Badie            | 6.492    |
| 19    | 51 T.Walch            | 6.626    |
| 20    | 34 G.Hudovernick      | 6.660    |
| 21    | 61 U.Hidalgo Mimbreno | 6.884    |
| 22    | 54 G.Satici           | 7.623    |
| 23    | 32 R.Valente Martins  | 7.812    |
| 24    | 55 B.Crockford        | 8.048    |
| 25    | 22 M.Cuccu            | 8.298    |
| 26    | 48 F.Ferraro          | 8.641    |
| 27    | 46 D.Novak            | 8.816    |

| Lap 2 |                       |          |
|-------|-----------------------|----------|
| 1     | 91 M.Vannucci         | 3'54.822 |
| 2     | 73 G.Mora             | 0.962    |
| 3     | 16 M.Repak            | 0.985    |
| 4     | 47 F.Seabright        | 1.019    |
| 5     | 41 I.Peristeras       | 1.174    |
| 6     | 76 J.Giral            | 1.246    |
| 7     | 2 I.Garcia Abella     | 1.371    |
| 8     | 74 J.Conesa Benito    | 1.507    |
| 9     | 18 D.Palladino        | 1.787    |
| 10    | 96 M.Vich Gil         | 2.721    |
| 11    | 88 E.Agoston Burr     | 2.882    |
| 12    | 12 H.Maier            | 3.051    |
| 13    | 58 A.Rodriguez Martin | 4.281    |
| 14    | 13 E.Colombi          | 4.541    |
| 15    | 10 G.Carbonnel        | 6.959    |
| 16    | 7 K.Erbay             | 6.991    |
| 17    | 69 K.Yaakov           | 7.445    |
| 18    | 31 L.Badie            | 8.199    |
| 19    | 51 T.Walch            | 8.504    |
| 20    | 61 U.Hidalgo Mimbreno | 9.320    |
| 21    | 54 G.Satici           | 9.632    |
| 22    | 34 G.Hudovernick      | 9.852    |
| 23    | 32 R.Valente Martins  | 10.181   |
| 24    | 55 B.Crockford        | 11.923   |
| 25    | 22 M.Cuccu            | 12.130   |
| 26    | 48 F.Ferraro          | 12.697   |
| 27    | 46 D.Novak            | 12.850   |

| Lap 3 |                       |          |
|-------|-----------------------|----------|
| 1     | 91 M.Vannucci         | 5'49.527 |
| 2     | 16 M.Repak            | 0.579    |
| 3     | 73 G.Mora             | 0.597    |
| 4     | 41 I.Peristeras       | 0.859    |
| 5     | 47 F.Seabright        | 0.953    |
| 6     | 76 J.Giral            | 0.996    |
| 7     | 2 I.Garcia Abella     | 1.130    |
| 8     | 74 J.Conesa Benito    | 1.232    |
| 9     | 18 D.Palladino        | 1.411    |
| 10    | 88 E.Agoston Burr     | 3.371    |
| 11    | 12 H.Maier            | 3.493    |
| 12    | 96 M.Vich Gil         | 3.722    |
| 13    | 13 E.Colombi          | 5.218    |
| 14    | 58 A.Rodriguez Martin | 5.421    |
| 15    | 7 K.Erbay             | 8.058    |

|    |                       |        |
|----|-----------------------|--------|
| 16 | 10 G.Carbonnel        | 8.258  |
| 17 | 69 K.Yaakov           | 8.557  |
| 18 | 31 L.Badie            | 8.781  |
| 19 | 51 T.Walch            | 9.536  |
| 20 | 61 U.Hidalgo Mimbreno | 10.957 |
| 21 | 34 G.Hudovernick      | 11.828 |
| 22 | 54 G.Satici           | 12.227 |
| 23 | 32 R.Valente Martins  | 12.523 |
| 24 | 48 F.Ferraro          | 15.161 |
| 25 | 55 B.Crockford        | 15.222 |
| 26 | 22 M.Cuccu            | 15.329 |
| 27 | 46 D.Novak            | 15.979 |

| Lap 4 |                       |          |
|-------|-----------------------|----------|
| 1     | 91 M.Vannucci         | 7'44.120 |
| 2     | 73 G.Mora             | 0.087    |
| 3     | 16 M.Repak            | 0.160    |
| 4     | 41 I.Peristeras       | 0.456    |
| 5     | 47 F.Seabright        | 0.653    |
| 6     | 76 J.Giral            | 0.715    |
| 7     | 2 I.Garcia Abella     | 1.219    |
| 8     | 74 J.Conesa Benito    | 1.269    |
| 9     | 18 D.Palladino        | 1.301    |
| 10    | 88 E.Agoston Burr     | 3.915    |
| 11    | 12 H.Maier            | 3.943    |
| 12    | 96 M.Vich Gil         | 4.118    |
| 13    | 13 E.Colombi          | 6.871    |
| 14    | 58 A.Rodriguez Martin | 6.982    |
| 15    | 7 K.Erbay             | 9.103    |
| 16    | 69 K.Yaakov           | 9.664    |
| 17    | 10 G.Carbonnel        | 9.735    |
| 18    | 31 L.Badie            | 9.810    |
| 19    | 51 T.Walch            | 10.635   |
| 20    | 61 U.Hidalgo Mimbreno | 12.975   |
| 21    | 54 G.Satici           | 14.345   |
| 22    | 34 G.Hudovernick      | 14.405   |
| 23    | 32 R.Valente Martins  | 14.874   |
| 24    | 48 F.Ferraro          | 18.287   |
| 25    | 55 B.Crockford        | 18.773   |
| 26    | 22 M.Cuccu            | 18.891   |
| 27    | 46 D.Novak            | 19.200   |

| Lap 5 |                       |          |
|-------|-----------------------|----------|
| 1     | 91 M.Vannucci         | 9'38.229 |
| 2     | 16 M.Repak            | 0.014    |
| 3     | 73 G.Mora             | 0.268    |
| 4     | 47 F.Seabright        | 0.911    |
| 5     | 41 I.Peristeras       | 0.949    |
| 6     | 2 I.Garcia Abella     | 1.175    |
| 7     | 18 D.Palladino        | 1.371    |
| 8     | 76 J.Giral            | 1.553    |
| 9     | 74 J.Conesa Benito    | 1.629    |
| 10    | 88 E.Agoston Burr     | 5.376    |
| 11    | 12 H.Maier            | 5.408    |
| 12    | 96 M.Vich Gil         | 5.578    |
| 13    | 13 E.Colombi          | 8.835    |
| 14    | 58 A.Rodriguez Martin | 9.044    |
| 15    | 7 K.Erbay             | 10.213   |
| 16    | 69 K.Yaakov           | 11.834   |
| 17    | 31 L.Badie            | 11.898   |
| 18    | 51 T.Walch            | 12.171   |
| 19    | 10 G.Carbonnel        | 12.503   |
| 20    | 61 U.Hidalgo Mimbreno | 15.492   |
| 21    | 54 G.Satici           | 17.415   |
| 22    | 34 G.Hudovernick      | 17.450   |
| 23    | 32 R.Valente Martins  | 17.858   |
| 24    | 48 F.Ferraro          | 22.850   |
| 25    | 55 B.Crockford        | 23.234   |
| 26    | 22 M.Cuccu            | 23.369   |
| 27    | 46 D.Novak            | 23.545   |

| Lap 6 |               |           |
|-------|---------------|-----------|
| 1     | 16 M.Repak    | 11'32.810 |
| 2     | 73 G.Mora     | 0.049     |
| 3     | 91 M.Vannucci | 0.172     |

|    |                       |        |
|----|-----------------------|--------|
| 4  | 41 I.Peristeras       | 0.740  |
| 5  | 47 F.Seabright        | 0.783  |
| 6  | 76 J.Giral            | 1.008  |
| 7  | 2 I.Garcia Abella     | 1.311  |
| 8  | 18 D.Palladino        | 1.337  |
| 9  | 74 J.Conesa Benito    | 1.473  |
| 10 | 88 E.Agoston Burr     | 6.010  |
| 11 | 96 M.Vich Gil         | 6.014  |
| 12 | 12 H.Maier            | 6.245  |
| 13 | 58 A.Rodriguez Martin | 10.338 |
| 14 | 7 K.Erbay             | 10.695 |
| 15 | 13 E.Colombi          | 10.988 |
| 16 | 31 L.Badie            | 13.425 |
| 17 | 10 G.Carbonnel        | 13.787 |
| 18 | 69 K.Yaakov           | 13.832 |
| 19 | 51 T.Walch            | 14.169 |
| 20 | 61 U.Hidalgo Mimbreno | 17.065 |
| 21 | 54 G.Satici           | 20.094 |
| 22 | 32 R.Valente Martins  | 20.119 |
| 23 | 34 G.Hudovernick      | 20.352 |
| 24 | 48 F.Ferraro          | 25.774 |
| 25 | 55 B.Crockford        | 25.970 |
| 26 | 22 M.Cuccu            | 26.148 |
| 27 | 46 D.Novak            | 26.570 |

| Lap 7 |                       |           |
|-------|-----------------------|-----------|
| 1     | 91 M.Vannucci         | 13'27.418 |
| 2     | 41 I.Peristeras       | 0.621     |
| 3     | 47 F.Seabright        | 0.627     |
| 4     | 73 G.Mora             | 0.754     |
| 5     | 16 M.Repak            | 0.926     |
| 6     | 76 J.Giral            | 0.991     |
| 7     | 2 I.Garcia Abella     | 1.098     |
| 8     | 18 D.Palladino        | 1.245     |
| 9     | 74 J.Conesa Benito    | 1.306     |
| 10    | 88 E.Agoston Burr     | 7.135     |
| 11    | 12 H.Maier            | 7.172     |
| 12    | 96 M.Vich Gil         | 7.269     |
| 13    | 58 A.Rodriguez Martin | 12.885    |
| 14    | 7 K.Erbay             | 12.986    |
| 15    | 13 E.Colombi          | 13.074    |
| 16    | 31 L.Badie            | 14.473    |
| 17    | 10 G.Carbonnel        | 15.612    |
| 18    | 69 K.Yaakov           | 15.813    |
| 19    | 51 T.Walch            | 15.914    |
| 20    | 61 U.Hidalgo Mimbreno | 18.744    |
| 21    | 34 G.Hudovernick      | 23.747    |
| 22    | 54 G.Satici           | 23.765    |
| 23    | 32 R.Valente Martins  | 24.190    |
| 24    | 48 F.Ferraro          | 28.388    |
| 25    | 55 B.Crockford        | 28.978    |
| 26    | 46 D.Novak            | 29.117    |
| 27    | 22 M.Cuccu            | 29.319    |

| Lap 8 |                       |           |
|-------|-----------------------|-----------|
| 1     | 91 M.Vannucci         | 15'22.067 |
| 2     | 16 M.Repak            | 0.367     |
| 3     | 47 F.Seabright        | 0.691     |
| 4     | 73 G.Mora             | 0.744     |
| 5     | 2 I.Garcia Abella     | 0.899     |
| 6     | 41 I.Peristeras       | 0.970     |
| 7     | 76 J.Giral            | 1.138     |
| 8     | 18 D.Palladino        | 1.309     |
| 9     | 74 J.Conesa Benito    | 1.511     |
| 10    | 88 E.Agoston Burr     | 8.265     |
| 11    | 12 H.Maier            | 8.367     |
| 12    | 96 M.Vich Gil         | 8.509     |
| 13    | 7 K.Erbay             | 13.736    |
| 14    | 58 A.Rodriguez Martin | 14.074    |
| 15    | 13 E.Colombi          | 14.580    |
| 16    | 31 L.Badie            | 15.054    |
| 17    | 69 K.Yaakov           | 16.834    |
| 18    | 10 G.Carbonnel        | 17.046    |
| 19    | 51 T.Walch            | 17.282    |
| 20    | 61 U.Hidalgo Mimbreno | 20.675    |

| Lap 9 |                       |           |
|-------|-----------------------|-----------|
| 1     | 16 M.Repak            | 17'15.972 |
| 2     | 91 M.Vannucci         | 0.067     |
| 3     | 73 G.Mora             | 1.137     |
| 4     | 47 F.Seabright        | 1.312     |
| 5     | 41 I.Peristeras       | 1.393     |
| 6     | 2 I.Garcia Abella     | 1.574     |
| 7     | 18 D.Palladino        | 1.632     |
| 8     | 76 J.Giral            | 1.791     |
| 9     | 74 J.Conesa Benito    | 1.888     |
| 10    | 88 E.Agoston Burr     | 9.705     |
| 11    | 12 H.Maier            | 9.917     |
| 12    | 96 M.Vich Gil         | 9.994     |
| 13    | 7 K.Erbay             | 15.339    |
| 14    | 58 A.Rodriguez Martin | 15.749    |
| 15    | 13 E.Colombi          | 16.011    |
| 16    | 31 L.Badie            | 16.045    |
| 17    | 69 K.Yaakov           | 18.787    |
| 18    | 10 G.Carbonnel        | 18.915    |
| 19    | 51 T.Walch            | 19.235    |
| 20    | 61 U.Hidalgo Mimbreno | 23.010    |
| 21    | 32 R.Valente Martins  | 30.382    |
| 22    | 54 G.Satici           | 30.471    |
| 23    | 34 G.Hudovernick      | 30.942    |
| 24    | 48 F.Ferraro          | 33.892    |
| 25    | 46 D.Novak            | 35.165    |
| 26    | 55 B.Crockford        | 35.395    |
| 27    | 22 M.Cuccu            | 36.974    |

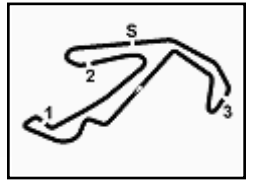
| Lap 10 |                       |           |
|--------|-----------------------|-----------|
| 1      | 16 M.Repak            | 19'10.559 |
| 2      | 91 M.Vannucci         | 0.120     |
| 3      | 73 G.Mora             | 0.231     |
| 4      | 47 F.Seabright        | 0.666     |
| 5      | 18 D.Palladino        | 0.764     |
| 6      | 2 I.Garcia Abella     | 1.061     |
| 7      | 76 J.Giral            | 1.429     |
| 8      | 74 J.Conesa Benito    | 1.495     |
| 9      | 41 I.Peristeras       | 2.324     |
| 10     | 12 H.Maier            | 10.779    |
| 11     | 88 E.Agoston Burr     | 10.786    |
| 12     | 96 M.Vich Gil         | 10.938    |
| 13     | 7 K.Erbay             | 16.276    |
| 14     | 31 L.Badie            | 16.295    |
| 15     | 58 A.Rodriguez Martin | 16.609    |
| 16     | 13 E.Colombi          | 17.033    |
| 17     | 10 G.Carbonnel        | 20.717    |
| 18     | 69 K.Yaakov           | 20.891    |
| 19     | 51 T.Walch            | 21.052    |
| 20     | 61 U.Hidalgo Mimbreno | 24.731    |
| 21     | 34 G.Hudovernick      | 33.170    |
| 22     | 54 G.Satici           | 33.303    |
| 23     | 32 R.Valente Martins  | 33.992    |
| 24     | 46 D.Novak            | 38.439    |
| 25     | 55 B.Crockford        | 38.756    |
| 26     | 22 M.Cuccu            | 39.785    |

12/06/2021

These data/results cannot be reproduced, stored and/or transmitted in whole or in part by any manner of electronic, mechanical, photocopying, recording, broadcasting or otherwise now known or herein after developed without the previous express consent by the copyright owner, except for reproduction in daily press and regular printed publications on sale to the public within 60 days of the event related to those data/results and always provided that copyright symbol appears together as follows below.

© DORNA WSBK ORGANIZATION Srl 2021

**PERUGIA TIMING**

**12.1****Yamaha Cup  
731/01**

Misano Circuit Sic 58 4.226 m

3 / 3

**Pirelli Made in Italy Emilia-Romagna Round, 11-13 June 2021  
Lap Chart Race 2****Race Pace Comparison**

|    | <b>16 Rep</b>   | <b>91 Van</b>   | <b>73 Mor</b>   | <b>47 Sea</b>   | <b>2 Gar</b>    | <b>76 Gir</b>   | <b>74 Con</b>   | <b>41 Per</b>   | <b>18 Pal</b>   | <b>88 Ago</b>   | <b>96 Vic</b>   | <b>7 Erb</b>    | <b>31 Bad</b>   | <b>58 Rod</b>   |
|----|-----------------|-----------------|-----------------|-----------------|-----------------|-----------------|-----------------|-----------------|-----------------|-----------------|-----------------|-----------------|-----------------|-----------------|
| 1  | 2'01.111        | 2'00.633        | 2'01.072        | 2'01.356        | 2'01.651        | 2'01.376        | 2'01.809        | 2'01.517        | 2'02.406        | 2'03.304        | 2'02.341        | 2'05.838        | 2'07.125        | 2'03.534        |
| 2  | 1'54.696        | 1'54.189        | 1'54.712        | 1'54.485        | 1'54.542        | 1'54.692        | 1'54.520        | 1'54.479        | 1'54.203        | <b>1'54.400</b> | 1'55.202        | 1'55.975        | 1'55.896        | 1'55.569        |
| 3  | 1'54.299        | 1'54.705        | 1'54.340        | 1'54.639        | 1'54.464        | 1'54.455        | 1'54.430        | 1'54.390        | 1'54.329        | 1'55.194        | 1'55.706        | 1'55.772        | 1'55.287        | 1'55.845        |
| 4  | 1'54.174        | 1'54.593        | 1'54.083        | 1'54.293        | 1'54.682        | 1'54.312        | 1'54.630        | <b>1'54.190</b> | 1'54.483        | 1'55.137        | <b>1'54.989</b> | 1'55.638        | 1'55.622        | 1'56.154        |
| 5  | 1'53.963        | 1'54.109        | 1'54.290        | 1'54.367        | <b>1'54.065</b> | 1'54.947        | 1'54.469        | 1'54.602        | 1'54.179        | 1'55.570        | 1'55.569        | 1'55.219        | 1'56.197        | 1'56.171        |
| 6  | 1'54.567        | 1'54.753        | 1'54.362        | 1'54.453        | 1'54.717        | <b>1'54.036</b> | 1'54.425        | 1'54.372        | 1'54.547        | 1'55.215        | 1'55.017        | <b>1'55.063</b> | 1'56.108        | 1'55.875        |
| 7  | 1'55.534        | 1'54.436        | 1'55.313        | 1'54.452        | 1'54.395        | 1'54.591        | 1'54.441        | 1'54.489        | 1'54.516        | 1'55.733        | 1'55.863        | 1'56.899        | 1'55.656        | 1'57.155        |
| 8  | 1'54.090        | 1'54.649        | 1'54.639        | 1'54.713        | 1'54.450        | 1'54.796        | 1'54.854        | 1'54.998        | 1'54.713        | 1'55.779        | 1'55.889        | 1'55.399        | 1'55.230        | 1'55.838        |
| 9  | <b>1'53.538</b> | <b>1'53.972</b> | 1'54.298        | 1'54.526        | 1'54.580        | 1'54.558        | 1'54.282        | 1'54.328        | 1'54.228        | 1'55.345        | 1'55.390        | 1'55.508        | 1'54.896        | 1'55.580        |
| 10 | 1'54.587        | 1'54.640        | <b>1'53.681</b> | <b>1'53.941</b> | 1'54.074        | 1'54.225        | <b>1'54.194</b> | 1'55.518        | <b>1'53.719</b> | 1'55.668        | 1'55.531        | 1'55.524        | <b>1'54.837</b> | <b>1'55.447</b> |

|    | <b>13 Col</b>   | <b>12 Mai</b>   | <b>10 Car</b>   | <b>51 Wal</b>   | <b>69 Yaa</b>   | <b>61 Hid</b>   | <b>54 Sat</b>   | <b>32 Val</b>   | <b>46 Nov</b>   | <b>55 Cro</b>   | <b>22 Cuc</b>   | <b>34 Hud</b>   | <b>48 Fer</b>   |
|----|-----------------|-----------------|-----------------|-----------------|-----------------|-----------------|-----------------|-----------------|-----------------|-----------------|-----------------|-----------------|-----------------|
| 1  | 2'03.831        | 2'03.157        | 2'05.544        | 2'07.259        | 2'05.773        | 2'07.517        | 2'08.256        | 2'08.445        | 2'09.449        | 2'08.681        | 2'08.931        | 2'07.293        | 2'09.274        |
| 2  | 1'55.532        | <b>1'54.716</b> | 1'56.237        | 1'56.067        | 1'56.494        | 1'56.625        | <b>1'56.198</b> | <b>1'56.558</b> | 1'58.223        | 1'58.064        | 1'58.021        | 1'57.381        | 1'58.245        |
| 3  | 1'55.382        | 1'55.147        | 1'56.004        | 1'55.737        | 1'55.817        | 1'56.342        | 1'57.300        | 1'57.047        | 1'57.834        | 1'58.004        | 1'57.904        | <b>1'56.681</b> | 1'57.169        |
| 4  | 1'56.246        | 1'55.043        | 1'56.070        | 1'55.692        | 1'55.700        | 1'56.611        | 1'56.711        | 1'56.944        | 1'57.814        | 1'58.144        | 1'58.155        | 1'57.170        | 1'57.719        |
| 5  | 1'56.073        | 1'55.574        | 1'56.877        | <b>1'55.645</b> | 1'56.279        | 1'56.626        | 1'57.179        | 1'57.093        | 1'58.454        | 1'58.570        | 1'58.587        | 1'57.154        | 1'58.672        |
| 6  | 1'56.734        | 1'55.418        | 1'55.865        | 1'56.579        | 1'56.579        | <b>1'56.154</b> | 1'57.260        | 1'56.842        | 1'57.606        | <b>1'57.317</b> | 1'57.360        | 1'57.483        | 1'57.505        |
| 7  | 1'56.694        | 1'55.535        | 1'56.433        | 1'56.353        | 1'56.589        | 1'56.287        | 1'58.279        | 1'58.679        | 1'57.155        | 1'57.616        | 1'57.779        | 1'58.003        | 1'57.222        |
| 8  | 1'56.155        | 1'55.844        | 1'56.083        | 1'56.017        | <b>1'55.670</b> | 1'56.580        | 1'57.857        | 1'57.227        | 1'57.559        | 1'57.438        | 1'59.002        | 1'57.926        | 1'57.536        |
| 9  | <b>1'55.336</b> | 1'55.455        | <b>1'55.774</b> | 1'55.858        | 1'55.858        | 1'56.240        | 1'57.403        | 1'57.519        | <b>1'57.043</b> | 1'57.533        | <b>1'57.207</b> | 1'57.823        | <b>1'56.522</b> |
| 10 | 1'55.609        | 1'55.449        | 1'56.389        | 1'56.404        | 1'56.691        | 1'56.308        | 1'57.419        | 1'58.197        | 1'57.861        | 1'57.948        | 1'57.398        | 1'56.815        |                 |

12/06/2021

These data/results cannot be reproduced, stored and/or transmitted in whole or in part by any manner of electronic, mechanical, photocopying, recording, broadcasting or otherwise now known or herein after developed without the previous express consent by the copyright owner, except for reproduction in daily press and regular printed publications on sale to the public within 60 days of the event related to those data/results and always provided that copyright symbol appears together as follows below.

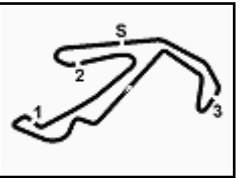
© DORNA WSBK ORGANIZATION Srl 2021



12.2

Yamaha Cup

731/01



## Pirelli Made in Italy Emilia-Romagna Round, 11-13 June 2021

## Best Sector &amp; Speed Race 2

Misano Circuit Sic 58 4.226 m

## RESULTS

| Pos | Driver                 | Team      | Laps   |
|-----|------------------------|-----------|--------|
| 1   | 16 M. REPAK            | Yamaha R3 | 10     |
| 2   | 91 M. VANNUCCI         | Yamaha R3 | 0.120  |
| 3   | 73 G. MORA             | Yamaha R3 | 0.231  |
| 4   | 47 F. SEABRIGHT        | Yamaha R3 | 0.666  |
| 5   | 2 I. GARCIA ABELLA     | Yamaha R3 | 1.061  |
| 6   | 76 J. GIRAL            | Yamaha R3 | 1.429  |
| 7   | 74 J. CONESA BENITO    | Yamaha R3 | 1.495  |
| 8   | 41 I. PERISTERAS       | Yamaha R3 | 2.324  |
| 9   | 18 D. PALLADINO        | Yamaha R3 | 9.764  |
| 10  | 88 E. AGOSTON BURR     | Yamaha R3 | 10.786 |
| 11  | 96 M. VICH GIL         | Yamaha R3 | 10.938 |
| 12  | 7 K. ERBAY             | Yamaha R3 | 16.276 |
| 13  | 31 L. BADIE            | Yamaha R3 | 16.295 |
| 14  | 58 A. RODRIGUEZ MARTIN | Yamaha R3 | 16.609 |
| 15  | 13 E. COLOMBI          | Yamaha R3 | 17.033 |
| 16  | 12 H. MAIER            | Yamaha R3 | 19.779 |
| 17  | 10 G. CARBONNEL        | Yamaha R3 | 20.717 |
| 18  | 51 T. WALCH            | Yamaha R3 | 21.052 |
| 19  | 69 K. YAAKOV           | Yamaha R3 | 21.891 |
| 20  | 61 U. HIDALGO MIMBRERO | Yamaha R3 | 24.731 |
| 21  | 54 G. SATICI           | Yamaha R3 | 33.303 |
| 22  | 32 R. VALENTE MARTINS  | Yamaha R3 | 33.992 |
| 23  | 46 D. NOVAK            | Yamaha R3 | 38.439 |
| 24  | 55 B. CROCKFORD        | Yamaha R3 | 38.756 |
| 25  | 22 M. CUCCU            | Yamaha R3 | 39.785 |
| 26  | 34 G. HUDOVERNICK      | Yamaha R3 | 42.170 |
| RET | 48 F. FERRARO          | Yamaha R3 | 1 Lap  |

## SPEED

| Pos | Driver                 | Team      | Speed |
|-----|------------------------|-----------|-------|
| 1   | 18 D. PALLADINO        | Yamaha R3 | 172.8 |
| 2   | 41 I. PERISTERAS       | Yamaha R3 | 172.2 |
| 3   | 76 J. GIRAL            | Yamaha R3 | 172.2 |
| 4   | 74 J. CONESA BENITO    | Yamaha R3 | 171.7 |
| 5   | 46 D. NOVAK            | Yamaha R3 | 171.7 |
| 6   | 73 G. MORA             | Yamaha R3 | 171.7 |
| 7   | 48 F. FERRARO          | Yamaha R3 | 170.9 |
| 8   | 2 I. GARCIA ABELLA     | Yamaha R3 | 170.9 |
| 9   | 58 A. RODRIGUEZ MARTIN | Yamaha R3 | 170.6 |
| 10  | 47 F. SEABRIGHT        | Yamaha R3 | 170.6 |
| 11  | 69 K. YAAKOV           | Yamaha R3 | 170.3 |
| 12  | 31 L. BADIE            | Yamaha R3 | 170.3 |
| 13  | 13 E. COLOMBI          | Yamaha R3 | 170.1 |
| 14  | 32 R. VALENTE MARTINS  | Yamaha R3 | 170.1 |
| 15  | 96 M. VICH GIL         | Yamaha R3 | 169.5 |
| 16  | 91 M. VANNUCCI         | Yamaha R3 | 169.5 |
| 17  | 88 E. AGOSTON BURR     | Yamaha R3 | 169.3 |
| 18  | 61 U. HIDALGO MIMBRERO | Yamaha R3 | 169.3 |
| 19  | 12 H. MAIER            | Yamaha R3 | 169.3 |
| 20  | 7 K. ERBAY             | Yamaha R3 | 169.0 |
| 21  | 34 G. HUDOVERNICK      | Yamaha R3 | 168.8 |
| 22  | 10 G. CARBONNEL        | Yamaha R3 | 168.5 |
| 23  | 51 T. WALCH            | Yamaha R3 | 168.2 |
| 24  | 55 B. CROCKFORD        | Yamaha R3 | 167.7 |
| 25  | 22 M. CUCCU            | Yamaha R3 | 166.4 |
| 26  | 16 M. REPAK            | Yamaha R3 | 165.9 |
| 27  | 54 G. SATICI           | Yamaha R3 | 165.6 |

## SEG. 1

|    |                        |        |
|----|------------------------|--------|
| 1  | 16 M. REPAK            | 28.753 |
| 2  | 91 M. VANNUCCI         | 28.817 |
| 3  | 73 G. MORA             | 28.894 |
| 4  | 47 F. SEABRIGHT        | 29.137 |
| 5  | 2 I. GARCIA ABELLA     | 29.206 |
| 6  | 7 K. ERBAY             | 29.225 |
| 7  | 41 I. PERISTERAS       | 29.257 |
| 8  | 76 J. GIRAL            | 29.306 |
| 9  | 31 L. BADIE            | 29.307 |
| 10 | 74 J. CONESA BENITO    | 29.342 |
| 11 | 18 D. PALLADINO        | 29.350 |
| 12 | 12 H. MAIER            | 29.406 |
| 13 | 13 E. COLOMBI          | 29.408 |
| 14 | 88 E. AGOSTON BURR     | 29.425 |
| 15 | 96 M. VICH GIL         | 29.471 |
| 16 | 10 G. CARBONNEL        | 29.652 |
| 17 | 58 A. RODRIGUEZ MARTIN | 29.675 |
| 18 | 61 U. HIDALGO MIMBRERO | 29.697 |
| 19 | 51 T. WALCH            | 29.737 |
| 20 | 69 K. YAAKOV           | 29.796 |
| 21 | 54 G. SATICI           | 29.921 |
| 22 | 22 M. CUCCU            | 29.956 |
| 23 | 34 G. HUDOVERNICK      | 30.018 |
| 24 | 32 R. VALENTE MARTINS  | 30.028 |
| 25 | 48 F. FERRARO          | 30.030 |
| 26 | 46 D. NOVAK            | 30.243 |
| 27 | 55 B. CROCKFORD        | 30.318 |

## SEG. 2

|    |                        |        |
|----|------------------------|--------|
| 1  | 74 J. CONESA BENITO    | 26.998 |
| 2  | 76 J. GIRAL            | 27.036 |
| 3  | 2 I. GARCIA ABELLA     | 27.086 |
| 4  | 18 D. PALLADINO        | 27.102 |
| 5  | 41 I. PERISTERAS       | 27.160 |
| 6  | 47 F. SEABRIGHT        | 27.282 |
| 7  | 73 G. MORA             | 27.315 |
| 8  | 96 M. VICH GIL         | 27.369 |
| 9  | 88 E. AGOSTON BURR     | 27.399 |
| 10 | 16 M. REPAK            | 27.412 |
| 11 | 91 M. VANNUCCI         | 27.447 |
| 12 | 12 H. MAIER            | 27.524 |
| 13 | 58 A. RODRIGUEZ MARTIN | 27.551 |
| 14 | 13 E. COLOMBI          | 27.566 |
| 15 | 61 U. HIDALGO MIMBRERO | 27.640 |
| 16 | 7 K. ERBAY             | 27.645 |
| 17 | 69 K. YAAKOV           | 27.652 |
| 18 | 31 L. BADIE            | 27.657 |
| 19 | 34 G. HUDOVERNICK      | 27.684 |
| 20 | 32 R. VALENTE MARTINS  | 27.740 |
| 21 | 51 T. WALCH            | 27.752 |
| 22 | 46 D. NOVAK            | 27.819 |
| 23 | 10 G. CARBONNEL        | 27.835 |
| 24 | 55 B. CROCKFORD        | 27.858 |
| 25 | 54 G. SATICI           | 27.875 |
| 26 | 22 M. CUCCU            | 27.886 |
| 27 | 48 F. FERRARO          | 27.893 |

## SEG. 3

|    |                        |        |
|----|------------------------|--------|
| 1  | 47 F. SEABRIGHT        | 32.351 |
| 2  | 76 J. GIRAL            | 32.354 |
| 3  | 2 I. GARCIA ABELLA     | 32.369 |
| 4  | 73 G. MORA             | 32.425 |
| 5  | 18 D. PALLADINO        | 32.444 |
| 6  | 41 I. PERISTERAS       | 32.495 |
| 7  | 74 J. CONESA BENITO    | 32.500 |
| 8  | 16 M. REPAK            | 32.504 |
| 9  | 91 M. VANNUCCI         | 32.523 |
| 10 | 69 K. YAAKOV           | 32.611 |
| 11 | 31 L. BADIE            | 32.632 |
| 12 | 13 E. COLOMBI          | 32.635 |
| 13 | 10 G. CARBONNEL        | 32.685 |
| 14 | 88 E. AGOSTON BURR     | 32.693 |
| 15 | 12 H. MAIER            | 32.713 |
| 16 | 7 K. ERBAY             | 32.823 |
| 17 | 51 T. WALCH            | 32.887 |
| 18 | 96 M. VICH GIL         | 32.924 |
| 19 | 58 A. RODRIGUEZ MARTIN | 32.953 |
| 20 | 54 G. SATICI           | 33.019 |
| 21 | 48 F. FERRARO          | 33.100 |
| 22 | 32 R. VALENTE MARTINS  | 33.143 |
| 23 | 61 U. HIDALGO MIMBRERO | 33.218 |
| 24 | 34 G. HUDOVERNICK      | 33.252 |
| 25 | 46 D. NOVAK            | 33.332 |
| 26 | 55 B. CROCKFORD        | 33.416 |
| 27 | 22 M. CUCCU            | 33.537 |

## SEG. 4

|    |                        |        |
|----|------------------------|--------|
| 1  | 18 D. PALLADINO        | 24.397 |
| 2  | 74 J. CONESA BENITO    | 24.539 |
| 3  | 76 J. GIRAL            | 24.557 |
| 4  | 2 I. GARCIA ABELLA     | 24.557 |
| 5  | 47 F. SEABRIGHT        | 24.571 |
| 6  | 16 M. REPAK            | 24.634 |
| 7  | 91 M. VANNUCCI         | 24.647 |
| 8  | 73 G. MORA             | 24.654 |
| 9  | 41 I. PERISTERAS       | 24.665 |
| 10 | 96 M. VICH GIL         | 24.672 |
| 11 | 12 H. MAIER            | 24.708 |
| 12 | 88 E. AGOSTON BURR     | 24.732 |
| 13 | 58 A. RODRIGUEZ MARTIN | 24.774 |
| 14 | 31 L. BADIE            | 24.778 |
| 15 | 7 K. ERBAY             | 24.825 |
| 16 | 69 K. YAAKOV           | 24.950 |
| 17 | 51 T. WALCH            | 24.993 |
| 18 | 13 E. COLOMBI          | 25.021 |
| 19 | 10 G. CARBONNEL        | 25.101 |
| 20 | 34 G. HUDOVERNICK      | 25.123 |
| 21 | 61 U. HIDALGO MIMBRERO | 25.125 |
| 22 | 54 G. SATICI           | 25.125 |
| 23 | 32 R. VALENTE MARTINS  | 25.163 |
| 24 | 46 D. NOVAK            | 25.297 |
| 25 | 22 M. CUCCU            | 25.304 |
| 26 | 55 B. CROCKFORD        | 25.336 |
| 27 | 48 F. FERRARO          | 25.417 |

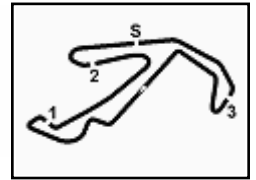
12/06/2021

These data/results cannot be reproduced, stored and/or transmitted in whole or in part by any manner of electronic, mechanical, photocopying, recording, broadcasting or otherwise now known or herein after developed without the previous express consent by the copyright owner, except for reproduction in daily press and regular printed publications on sale to the public within 60 days of the event related to those data/results and always provided that copyright symbol appears together as follows below.

© DORNA WSBK ORGANIZATION Srl 2021

PERUGIA TIMING



**12.3****Yamaha Cup  
731/01****Pirelli Made in Italy Emilia-Romagna Round, 11-13 June 2021  
Chronological Analysis Race 2**

Misano Circuit Sic 58 4.226 m

Start at 16:15'49.872

1 / 3

| 1° 16 M. REPAK (1'53.538) |               |               |               |               |                 |              |              |
|---------------------------|---------------|---------------|---------------|---------------|-----------------|--------------|--------------|
| Lap                       | Seg.1         | Seg.2         | Seg.3         | Seg.4         | Lap Time        | km/h         | Local Time   |
| 1                         |               | 27.719        | 32.981        | 24.869        | 2'01.111        | 162,2        | 16:17'50.983 |
| 2                         | 29.277        | 27.439        | 33.212        | 24.768        | 1'54.696        | 165,1        | 16:19'45.679 |
| 3                         | 29.039        | 27.522        | 32.837        | 24.901        | 1'54.299        | 163,6        | 16:21'39.978 |
| 4                         | 28.941        | <b>27.412</b> | 32.897        | 24.924        | 1'54.174        | 164,9        | 16:23'34.152 |
| 5                         | 29.156        | 27.423        | 32.750        | <b>24.634</b> | 1'53.963        | 162,4        | 16:25'28.115 |
| 6                         | 28.852        | 27.827        | 32.822        | 25.066        | 1'54.567        | 165,6        | 16:27'22.682 |
| 7                         | 29.257        | 27.856        | 33.112        | 25.309        | 1'55.534        | 165,1        | 16:29'18.216 |
| 8                         | 29.075        | 27.439        | 32.887        | 24.689        | 1'54.090        | 162,2        | 16:31'12.306 |
| 9                         | 28.813        | 27.543        | <b>32.504</b> | 24.678        | <b>1'53.538</b> | <b>165,9</b> | 16:33'05.844 |
| 10                        | <b>28.753</b> | 27.643        | 33.336        | 24.855        | 1'54.587        | 160,5        | 16:35'00.431 |
| Race Time 19'10.559       |               |               |               |               |                 |              |              |

|                     |        |        |        |        |          |       |              |
|---------------------|--------|--------|--------|--------|----------|-------|--------------|
| 9                   | 29.383 | 27.438 | 33.029 | 24.730 | 1'54.580 | 165,1 | 16:33'07.418 |
| 10                  | 29.314 | 27.455 | 32.667 | 24.638 | 1'54.074 | 167,2 | 16:35'01.492 |
| Race Time 19'11.620 |        |        |        |        |          |       |              |

| 2° 91 M. VANNUCCI (1'53.972) |               |               |               |               |                 |              |              |
|------------------------------|---------------|---------------|---------------|---------------|-----------------|--------------|--------------|
| Lap                          | Seg.1         | Seg.2         | Seg.3         | Seg.4         | Lap Time        | km/h         | Local Time   |
| 1                            |               | 27.644        | 32.990        | 24.950        | 2'00.633        | 160,7        | 16:17'50.505 |
| 2                            | 28.865        | 27.553        | 32.976        | 24.795        | 1'54.189        | 161,0        | 16:19'44.694 |
| 3                            | 29.291        | 27.601        | 33.003        | 24.810        | 1'54.705        | 161,0        | 16:21'39.399 |
| 4                            | 28.968        | 27.526        | 33.220        | 24.879        | 1'54.593        | 161,2        | 16:23'33.992 |
| 5                            | <b>28.817</b> | 27.484        | 33.049        | 24.759        | 1'54.109        | 160,5        | 16:25'28.101 |
| 6                            | 29.074        | 27.496        | 33.241        | 24.942        | 1'54.753        | 161,7        | 16:27'22.854 |
| 7                            | 29.552        | 27.458        | <b>32.523</b> | 24.903        | 1'54.436        | <b>169,5</b> | 16:29'17.290 |
| 8                            | 28.927        | 27.567        | 32.988        | 25.167        | 1'54.649        | 161,2        | 16:31'11.939 |
| 9                            | 28.908        | 27.519        | 32.898        | <b>24.647</b> | <b>1'53.972</b> | 161,4        | 16:33'05.911 |
| 10                           | 28.967        | <b>27.447</b> | 33.305        | 24.921        | 1'54.640        | 165,1        | 16:35'00.551 |
| Race Time 19'10.679          |               |               |               |               |                 |              |              |

| 6° 76 J. GIRAL (1'54.036) |               |               |               |               |                 |              |              |
|---------------------------|---------------|---------------|---------------|---------------|-----------------|--------------|--------------|
| Lap                       | Seg.1         | Seg.2         | Seg.3         | Seg.4         | Lap Time        | km/h         | Local Time   |
| 1                         |               | 27.641        | 32.856        | 24.933        | 2'01.376        | 165,6        | 16:17'51.248 |
| 2                         | 29.782        | 27.475        | 32.878        | <b>24.557</b> | 1'54.692        | 169,5        | 16:19'45.940 |
| 3                         | 29.728        | 27.275        | 32.748        | 24.704        | 1'54.455        | 166,9        | 16:21'40.395 |
| 4                         | 29.579        | 27.327        | 32.641        | 24.765        | 1'54.312        | 168,8        | 16:23'34.707 |
| 5                         | 29.452        | 27.382        | 33.394        | 24.719        | 1'54.947        | 164,9        | 16:25'29.654 |
| 6                         | <b>29.306</b> | <b>27.036</b> | 32.973        | 24.721        | <b>1'54.036</b> | 165,9        | 16:27'23.690 |
| 7                         | 29.419        | 27.137        | 32.875        | 25.160        | 1'54.591        | 170,9        | 16:29'18.281 |
| 8                         | 29.808        | 27.256        | 32.862        | 24.870        | 1'54.796        | 168,5        | 16:31'13.077 |
| 9                         | 29.531        | 27.620        | 32.767        | 24.640        | 1'54.558        | <b>172,2</b> | 16:33'07.635 |
| 10                        | 29.713        | 27.422        | <b>32.354</b> | 24.736        | 1'54.225        | 170,6        | 16:35'01.860 |
| Race Time 19'11.988       |               |               |               |               |                 |              |              |

| 3° 73 G. MORA (1'53.681) |               |               |               |               |                 |              |              |
|--------------------------|---------------|---------------|---------------|---------------|-----------------|--------------|--------------|
| Lap                      | Seg.1         | Seg.2         | Seg.3         | Seg.4         | Lap Time        | km/h         | Local Time   |
| 1                        |               | 27.708        | 32.612        | 25.013        | 2'01.072        | 166,4        | 16:17'50.944 |
| 2                        | 29.105        | 27.560        | 33.152        | 24.895        | 1'54.712        | 163,6        | 16:19'45.656 |
| 3                        | 29.343        | 27.402        | 32.535        | 25.060        | 1'54.340        | 169,3        | 16:21'39.996 |
| 4                        | 29.229        | <b>27.315</b> | 32.514        | 25.025        | 1'54.083        | 167,4        | 16:23'34.079 |
| 5                        | 29.497        | 27.352        | 32.746        | 24.695        | 1'54.290        | 166,2        | 16:25'28.369 |
| 6                        | 29.068        | 27.481        | 32.945        | 24.868        | 1'54.362        | 166,7        | 16:27'22.731 |
| 7                        | 29.543        | 27.376        | 33.340        | 25.054        | 1'55.313        | 161,7        | 16:29'18.044 |
| 8                        | 29.599        | 27.388        | 32.849        | 24.803        | 1'54.639        | <b>171,7</b> | 16:31'12.683 |
| 9                        | 29.256        | 27.817        | <b>32.425</b> | 24.800        | 1'54.298        | 168,8        | 16:33'06.981 |
| 10                       | <b>28.894</b> | 27.491        | 32.642        | <b>24.654</b> | <b>1'53.681</b> | 164,9        | 16:35'00.662 |
| Race Time 19'10.790      |               |               |               |               |                 |              |              |

| 7° 74 J. CONESA BENITO (1'54.194) |               |               |               |               |                 |              |              |
|-----------------------------------|---------------|---------------|---------------|---------------|-----------------|--------------|--------------|
| Lap                               | Seg.1         | Seg.2         | Seg.3         | Seg.4         | Lap Time        | km/h         | Local Time   |
| 1                                 |               | 27.534        | <b>32.500</b> | 24.794        | 2'01.809        | <b>171,7</b> | 16:17'51.681 |
| 2                                 | 29.717        | 27.203        | 33.061        | <b>24.539</b> | 1'54.520        | 165,6        | 16:19'46.201 |
| 3                                 | 29.939        | <b>26.998</b> | 32.857        | 24.636        | 1'54.430        | 169,3        | 16:21'40.631 |
| 4                                 | 29.531        | 27.376        | 32.801        | 24.922        | 1'54.630        | 167,7        | 16:23'35.261 |
| 5                                 | 29.757        | 27.077        | 33.083        | 24.552        | 1'54.469        | 167,2        | 16:25'29.730 |
| 6                                 | <b>29.342</b> | 27.342        | 32.981        | 24.760        | 1'54.425        | 167,7        | 16:27'24.155 |
| 7                                 | 29.569        | 27.191        | 32.791        | 24.890        | 1'54.441        | 168,2        | 16:29'18.596 |
| 8                                 | 29.818        | 27.324        | 32.897        | 24.815        | 1'54.854        | 169,0        | 16:31'13.450 |
| 9                                 | 29.510        | 27.359        | 32.849        | 24.564        | 1'54.282        | 169,5        | 16:33'07.732 |
| 10                                | 29.771        | 27.154        | 32.609        | 24.660        | <b>1'54.194</b> | 168,0        | 16:35'01.926 |
| Race Time 19'12.054               |               |               |               |               |                 |              |              |

| 4° 47 F. SEABRIGHT (1'53.941) |               |               |               |               |                 |              |              |
|-------------------------------|---------------|---------------|---------------|---------------|-----------------|--------------|--------------|
| Lap                           | Seg.1         | Seg.2         | Seg.3         | Seg.4         | Lap Time        | km/h         | Local Time   |
| 1                             |               | 27.532        | 32.509        | 25.168        | 2'01.356        | 168,0        | 16:17'51.228 |
| 2                             | 29.314        | 27.541        | 32.449        | 25.181        | 1'54.485        | <b>170,6</b> | 16:19'45.713 |
| 3                             | 30.088        | <b>27.282</b> | 32.431        | 24.838        | 1'54.639        | 165,1        | 16:21'40.352 |
| 4                             | 29.362        | 27.428        | 32.539        | 24.964        | 1'54.293        | 169,3        | 16:23'34.645 |
| 5                             | 29.328        | 27.847        | <b>32.351</b> | 24.841        | 1'54.367        | 169,8        | 16:25'29.012 |
| 6                             | <b>29.137</b> | 27.552        | 33.142        | 24.622        | 1'54.453        | 163,9        | 16:27'23.465 |
| 7                             | 29.209        | 27.389        | 32.675        | 25.179        | 1'54.452        | <b>170,6</b> | 16:29'17.917 |
| 8                             | 29.465        | 27.601        | 32.717        | 24.930        | 1'54.713        | 166,2        | 16:31'12.630 |
| 9                             | 29.435        | 27.498        | 32.769        | 24.824        | 1'54.526        | 163,6        | 16:33'07.156 |
| 10                            | 29.319        | 27.599        | 32.452        | <b>24.571</b> | <b>1'53.941</b> | 165,1        | 16:35'01.097 |
| Race Time 19'11.225           |               |               |               |               |                 |              |              |

| 8° 41 I. PERISTERAS (1'54.190) |               |               |               |               |                 |              |              |
|--------------------------------|---------------|---------------|---------------|---------------|-----------------|--------------|--------------|
| Lap                            | Seg.1         | Seg.2         | Seg.3         | Seg.4         | Lap Time        | km/h         | Local Time   |
| 1                              |               | 27.454        | 32.680        | 24.807        | 2'01.517        | 168,5        | 16:17'51.389 |
| 2                              | 29.408        | 27.193        | 33.160        | 24.718        | 1'54.479        | 169,3        | 16:19'45.868 |
| 3                              | 29.567        | 27.385        | 32.579        | 24.859        | 1'54.390        | 166,4        | 16:21'40.258 |
| 4                              | 29.334        | 27.230        | 32.756        | 24.870        | <b>1'54.190</b> | 168,2        | 16:23'34.448 |
| 5                              | 29.412        | 27.789        | 32.694        | 24.707        | 1'54.602        | 169,3        | 16:25'29.050 |
| 6                              | 29.381        | 27.220        | 33.079        | 24.692        | 1'54.372        | 168,0        | 16:27'23.422 |
| 7                              | 29.535        | <b>27.160</b> | 32.563        | 25.231        | 1'54.489        | 170,1        | 16:29'17.911 |
| 8                              | <b>29.257</b> | 27.860        | 32.993        | 24.888        | 1'54.998        | 170,9        | 16:31'12.909 |
| 9                              | 29.589        | 27.579        | <b>32.495</b> | <b>24.665</b> | 1'54.328        | <b>172,2</b> | 16:33'07.237 |
| 10                             | 30.764        | 27.374        | 32.539        | 24.841        | 1'55.518        | 168,8        | 16:35'02.755 |
| Race Time 19'12.883            |               |               |               |               |                 |              |              |

| 5° 2 I. GARCIA ABELLA (1'54.065) |               |               |               |               |                 |              |              |
|----------------------------------|---------------|---------------|---------------|---------------|-----------------|--------------|--------------|
| Lap                              | Seg.1         | Seg.2         | Seg.3         | Seg.4         | Lap Time        | km/h         | Local Time   |
| 1                                |               | 27.541        | 32.936        | 24.837        | 2'01.651        | 169,0        | 16:17'51.523 |
| 2                                | 29.704        | 27.366        | 32.915        | <b>24.557</b> | 1'54.542        | 167,7        | 16:19'46.065 |
| 3                                | 29.949        | 27.387        | <b>32.369</b> | 24.759        | 1'54.464        | 170,1        | 16:21'40.529 |
| 4                                | 29.308        | 27.610        | 32.668        | 25.096        | 1'54.682        | <b>170,9</b> | 16:23'35.211 |
| 5                                | <b>29.206</b> | 27.490        | 32.585        | 24.784        | <b>1'54.065</b> | <b>170,9</b> | 16:25'29.276 |
| 6                                | 29.337        | 27.242        | 33.232        | 24.906        | 1'54.717        | 160,2        | 16:27'23.993 |
| 7                                | 29.403        | <b>27.086</b> | 32.725        | 25.181        | 1'54.395        | 170,6        | 16:29'18.388 |
| 8                                | 29.461        | 27.325        | 32.907        | 24.757        | 1'54.450        | 166,7        | 16:31'12.838 |

| 9° 18 D. PALLADINO (1'53.719)  |               |               |               |               |                 |              |              |
|--------------------------------|---------------|---------------|---------------|---------------|-----------------|--------------|--------------|
| Lap                            | Seg.1         | Seg.2         | Seg.3         | Seg.4         | Lap Time        | km/h         | Local Time   |
| 1                              |               | 27.638        | 32.749        | 24.829        | 2'02.406        | 169,8        | 16:17'52.278 |
| 2                              | 29.504        | 27.289        | 32.909        | 24.501        | 1'54.203        | 168,8        | 16:19'46.481 |
| 3                              | 29.846        | 27.188        | 32.704        | 24.591        | 1'54.329        | 172,5        | 16:21'40.810 |
| 4                              | 29.606        | 27.279        | 32.822        | 24.776        | 1'54.483        | 170,6        | 16:23'35.293 |
| 5                              | 29.539        | 27.140        | 32.895        | 24.605        | 1'54.179        | 172,5        | 16:25'29.472 |
| 6                              | <b>29.350</b> | 27.291        | 33.167        | 24.739        | 1'54.547        | 165,6        | 16:27'24.019 |
| 7                              | 29.478        | 27.125        | 32.898        | 25.015        | 1'54.516        | 172,2        | 16:29'18.535 |
| 8                              | 29.756        | 27.261        | 32.937        | 24.759        | 1'54.713        | <b>172,8</b> | 16:31'13.248 |
| 9                              | 29.527        | <b>27.102</b> | 33.017        | 24.582        | 1'54.228        | 171,4        | 16:33'07.476 |
| 10                             | 29.608        | 27.270        | <b>32.444</b> | <b>24.397</b> | <b>1'53.719</b> | 170,1        | 16:35'01.195 |
| Race Time 19'11.323 + 9.000Pen |               |               |               |               |                 |              |              |

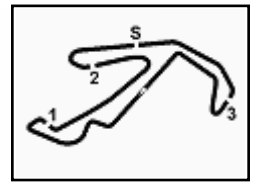
| 10° 88 E. AGOSTON BURR (1'54.400) |        |        |               |               |                 |              |              |
|-----------------------------------|--------|--------|---------------|---------------|-----------------|--------------|--------------|
| Lap                               | Seg.1  | Seg.2  | Seg.3         | Seg.4         | Lap Time        | km/h         | Local Time   |
| 1                                 |        | 27.715 | 32.871        | 24.984        | 2'03.304        | <b>169,3</b> | 16:17'53.176 |
| 2                                 | 29.471 | 27.504 | <b>32.693</b> | <b>24.732</b> | <b>1'54.400</b> | 167,4        | 16:19'47.576 |
| 3                                 | 29.559 | 27.732 | 33.041        | 24.862        | 1'55.194        | 163,6        | 16:21'42.770 |
| 4                                 | 29.550 | 27.573 | 33.101        | 24.913        | 1'55.137        | 164,4        | 16:23'37.907 |
| 5                                 | 29.675 | 27.688 | 33.303        | 24.904        | 1'55.570        | 163,1        | 16:25'33.477 |

12/06/2021 P = Pits In/Out - C = Lap Time Cancelled

These data/results cannot be reproduced, stored and/or transmitted in whole or in part by any manner of electronic, mechanical, photocopying, recording, broadcasting or otherwise now known or herein after developed without the previous express consent by the copyright owner, except for reproduction in daily press and regular printed publications on sale to the public within 60 days of the event related to those data/results and always provided that copyright symbol appears together as follows below.

© DORNA WSBK ORGANIZATION Srl 2021



**12.3****Yamaha Cup  
731/01****Pirelli Made in Italy Emilia-Romagna Round, 11-13 June 2021  
Chronological Analysis Race 2**

Misano Circuit Sic 58.4.226 m

**2 / 3**

Start at 16:15'49.872

|    |               |               |        |        |          |       |              |   |        |        |               |        |          |       |              |
|----|---------------|---------------|--------|--------|----------|-------|--------------|---|--------|--------|---------------|--------|----------|-------|--------------|
| 6  | <b>29.425</b> | 27.807        | 33.074 | 24.909 | 1'55.215 | 163,9 | 16:27'28.692 | 3 | 29.750 | 27.774 | <b>32.635</b> | 25.223 | 1'55.382 | 166,9 | 16:21'44.617 |
| 7  | 29.757        | <b>27.399</b> | 33.374 | 25.203 | 1'55.733 | 164,4 | 16:29'24.425 | 4 | 29.704 | 27.794 | 33.304        | 25.444 | 1'56.246 | 162,4 | 16:23'40.863 |
| 8  | 29.620        | 27.808        | 33.332 | 25.019 | 1'55.779 | 162,2 | 16:31'20.204 | 5 | 30.062 | 27.608 | 33.184        | 25.219 | 1'56.073 | 161,7 | 16:25'36.936 |
| 9  | 29.464        | 27.727        | 33.289 | 24.865 | 1'55.345 | 162,4 | 16:33'15.549 | 6 | 29.631 | 27.810 | 33.455        | 25.838 | 1'56.734 | 161,2 | 16:27'33.670 |
| 10 | 29.528        | 27.942        | 33.329 | 24.869 | 1'55.668 | 162,2 | 16:35'11.217 | 7 | 29.743 | 27.946 | 33.869        | 25.136 | 1'56.694 | 163,9 | 16:29'30.364 |

Race Time 19'21.345

**11° 96 M. VICH GIL (1'54.989)**

| Lap | Seg.1         | Seg.2         | Seg.3         | Seg.4         | Lap Time        | km/h         | Local Time   |
|-----|---------------|---------------|---------------|---------------|-----------------|--------------|--------------|
| 1   |               | <b>27.369</b> | 33.177        | 24.992        | 2'02.341        | 168,5        | 16:17'52.213 |
| 2   | 29.854        | 27.572        | 32.949        | 24.827        | 1'55.202        | 167,4        | 16:19'47.415 |
| 3   | 30.010        | 27.768        | 33.084        | 24.844        | 1'55.706        | 165,4        | 16:21'43.121 |
| 4   | 29.582        | 27.531        | 33.021        | 24.855        | <b>1'54.989</b> | 166,7        | 16:23'38.110 |
| 5   | 29.834        | 27.621        | 33.222        | 24.892        | 1'55.569        | 165,4        | 16:25'33.679 |
| 6   | 29.631        | 27.734        | <b>32.924</b> | 24.728        | 1'55.017        | 167,2        | 16:27'28.696 |
| 7   | <b>29.471</b> | 27.796        | 33.506        | 25.090        | 1'55.863        | 162,7        | 16:29'24.559 |
| 8   | 29.906        | 27.821        | 33.429        | 24.733        | 1'55.889        | <b>169,5</b> | 16:31'20.448 |
| 9   | 29.686        | 27.641        | 33.391        | <b>24.672</b> | 1'55.390        | 163,1        | 16:33'15.838 |
| 10  | 29.589        | 27.868        | 33.327        | 24.747        | 1'55.531        | <b>169,5</b> | 16:35'11.369 |

Race Time 19'21.497

**12° 7 K. ERBAY (1'55.063)**

| Lap | Seg.1         | Seg.2         | Seg.3         | Seg.4         | Lap Time        | km/h         | Local Time   |
|-----|---------------|---------------|---------------|---------------|-----------------|--------------|--------------|
| 1   |               | 28.194        | 33.001        | 25.147        | 2'05.838        | <b>169,0</b> | 16:17'55.710 |
| 2   | 29.869        | 27.774        | 33.360        | 24.972        | 1'55.975        | 161,9        | 16:19'51.685 |
| 3   | 29.963        | 27.743        | 33.167        | 24.899        | 1'55.772        | 162,2        | 16:21'47.457 |
| 4   | 29.421        | 27.871        | 33.223        | 25.123        | 1'55.638        | 161,9        | 16:23'43.095 |
| 5   | 29.523        | 27.817        | 32.978        | 24.901        | 1'55.219        | 161,9        | 16:25'38.314 |
| 6   | <b>29.225</b> | <b>27.645</b> | <b>32.823</b> | 25.370        | <b>1'55.063</b> | 165,6        | 16:27'33.377 |
| 7   | 29.720        | 28.176        | 33.787        | 25.216        | 1'56.899        | 165,9        | 16:29'30.276 |
| 8   | 29.401        | 27.918        | 33.255        | <b>24.825</b> | 1'55.399        | 160,7        | 16:31'25.675 |
| 9   | 29.399        | 28.044        | 33.204        | 24.861        | 1'55.508        | 161,4        | 16:33'21.183 |
| 10  | 29.442        | 27.904        | 33.261        | 24.917        | 1'55.524        | 160,5        | 16:35'16.707 |

Race Time 19'26.835

**13° 31 L. BADIE (1'54.837)**

| Lap | Seg.1         | Seg.2         | Seg.3         | Seg.4         | Lap Time        | km/h         | Local Time   |
|-----|---------------|---------------|---------------|---------------|-----------------|--------------|--------------|
| 1   |               | 28.832        | 33.297        | 25.506        | 2'07.125        | 168,2        | 16:17'56.997 |
| 2   | 29.737        | 27.995        | 33.199        | 24.965        | 1'55.896        | 164,1        | 16:19'52.893 |
| 3   | 29.708        | 27.692        | 32.839        | 25.048        | 1'55.287        | 168,0        | 16:21'48.180 |
| 4   | 29.997        | <b>27.657</b> | 32.968        | 25.000        | 1'55.622        | 169,0        | 16:23'43.802 |
| 5   | 30.438        | 27.780        | 33.062        | 24.917        | 1'56.197        | 162,9        | 16:25'39.999 |
| 6   | 30.026        | 28.143        | 32.908        | 25.031        | 1'56.108        | 165,6        | 16:27'36.107 |
| 7   | 29.587        | 27.989        | 33.134        | 24.946        | 1'55.656        | 162,7        | 16:29'31.763 |
| 8   | 29.685        | 27.822        | 32.906        | 24.817        | 1'55.230        | 163,4        | 16:31'26.993 |
| 9   | <b>29.307</b> | 27.899        | 32.683        | 25.007        | 1'54.896        | 169,3        | 16:33'21.889 |
| 10  | 29.753        | 27.674        | <b>32.632</b> | <b>24.778</b> | <b>1'54.837</b> | <b>170,3</b> | 16:35'16.726 |

Race Time 19'26.854

**14° 58 A. RODRIGUEZ MARTIN (1'55.447)**

| Lap | Seg.1         | Seg.2         | Seg.3         | Seg.4         | Lap Time        | km/h         | Local Time   |
|-----|---------------|---------------|---------------|---------------|-----------------|--------------|--------------|
| 1   |               | 27.808        | <b>32.953</b> | 25.198        | 2'03.534        | <b>170,6</b> | 16:17'53.406 |
| 2   | 29.826        | <b>27.551</b> | 33.095        | 25.097        | 1'55.569        | 165,6        | 16:19'48.975 |
| 3   | 29.762        | 27.694        | 33.258        | 25.131        | 1'55.845        | 164,4        | 16:21'44.820 |
| 4   | 29.830        | 27.706        | 32.955        | 25.663        | 1'56.154        | 167,2        | 16:23'40.974 |
| 5   | <b>29.675</b> | 27.857        | 33.399        | 25.240        | 1'56.171        | 165,4        | 16:25'37.145 |
| 6   | 29.748        | 27.639        | 33.145        | 25.343        | 1'55.875        | 165,1        | 16:27'33.020 |
| 7   | 29.976        | 28.273        | 33.595        | 25.311        | 1'57.155        | 162,7        | 16:29'30.175 |
| 8   | 29.947        | 27.811        | 33.196        | 24.884        | 1'55.838        | 164,1        | 16:31'26.013 |
| 9   | 29.735        | 27.808        | 33.009        | 25.028        | 1'55.580        | 165,1        | 16:33'21.593 |
| 10  | 29.689        | 27.682        | 33.302        | <b>24.774</b> | <b>1'55.447</b> | 165,1        | 16:35'17.040 |

Race Time 19'27.168

**15° 13 E. COLOMBI (1'55.336)**

| Lap | Seg.1  | Seg.2         | Seg.3  | Seg.4  | Lap Time | km/h  | Local Time   |
|-----|--------|---------------|--------|--------|----------|-------|--------------|
| 1   |        | <b>27.566</b> | 32.919 | 25.200 | 2'03.831 | 168,2 | 16:17'53.703 |
| 2   | 29.781 | 27.687        | 32.900 | 25.164 | 1'55.532 | 166,7 | 16:19'49.235 |

**16° 12 H. MAIER (1'54.716)**

| Lap | Seg.1         | Seg.2         | Seg.3         | Seg.4         | Lap Time        | km/h         | Local Time   |
|-----|---------------|---------------|---------------|---------------|-----------------|--------------|--------------|
| 1   |               | 27.723        | 33.134        | 25.017        | 2'03.157        | 164,6        | 16:17'53.029 |
| 2   | <b>29.406</b> | 27.803        | 32.799        | <b>24.708</b> | <b>1'54.716</b> | <b>169,3</b> | 16:19'47.745 |
| 3   | 29.796        | <b>27.524</b> | 33.020        | 24.807        | 1'55.147        | 165,9        | 16:21'42.892 |
| 4   | 29.571        | 27.643        | <b>32.713</b> | 25.116        | 1'55.043        | 167,7        | 16:23'37.935 |
| 5   | 29.820        | 27.687        | 32.943        | 25.124        | 1'55.574        | 166,4        | 16:25'33.509 |
| 6   | 29.520        | 27.878        | 33.266        | 24.754        | 1'55.418        | 164,4        | 16:27'28.927 |
| 7   | 29.665        | 27.561        | 32.934        | 25.375        | 1'55.535        | 166,7        | 16:29'24.462 |
| 8   | 29.725        | 27.990        | 33.162        | 24.967        | 1'55.844        | 165,4        | 16:31'20.306 |
| 9   | 29.498        | 27.831        | 33.208        | 24.918        | 1'55.455        | 165,1        | 16:33'15.761 |
| 10  | 29.452        | 27.909        | 33.035        | 25.053        | 1'55.449        | 166,2        | 16:35'11.210 |

Race Time 19'21.338 + 9.000Pen

**17° 10 G. CARBONNEL (1'55.774)**

| Lap | Seg.1         | Seg.2         | Seg.3         | Seg.4         | Lap Time        | km/h         | Local Time   |
|-----|---------------|---------------|---------------|---------------|-----------------|--------------|--------------|
| 1   |               | 28.107        | 33.237        | 25.339        | 2'05.544        | 163,6        | 16:17'55.416 |
| 2   | 29.792        | 28.281        | 33.030        | 25.134        | 1'56.237        | 167,7        | 16:19'51.653 |
| 3   | 29.871        | 28.013        | 32.928        | 25.192        | 1'56.004        | 165,4        | 16:21'47.657 |
| 4   | 29.847        | 27.918        | 33.204        | <b>25.101</b> | 1'56.070        | 163,9        | 16:23'43.727 |
| 5   | 30.311        | 28.538        | 32.908        | 25.120        | 1'56.877        | 164,4        | 16:25'40.604 |
| 6   | 29.813        | <b>27.835</b> | 33.052        | 25.165        | 1'55.865        | 167,7        | 16:27'36.469 |
| 7   | 30.406        | 27.925        | 32.905        | 25.197        | 1'56.433        | <b>168,5</b> | 16:29'32.902 |
| 8   | <b>29.652</b> | 28.053        | 33.255        | 25.123        | 1'56.083        | 162,7        | 16:31'28.985 |
| 9   | 29.810        | 28.032        | 32.807        | 25.125        | <b>1'55.774</b> | 165,9        | 16:33'24.759 |
| 10  | 29.945        | 28.433        | <b>32.685</b> | 25.326        | 1'56.389        | 165,4        | 16:35'21.148 |

Race Time 19'31.276

**18° 51 T. WALCH (1'55.645)**

| Lap | Seg.1         | Seg.2         | Seg.3         | Seg.4         | Lap Time        | km/h         | Local Time   |
|-----|---------------|---------------|---------------|---------------|-----------------|--------------|--------------|
| 1   |               | 28.178        | 33.565        | 25.496        | 2'07.259        | 167,2        | 16:17'57.131 |
| 2   | 29.996        | <b>27.752</b> | 33.320        | 24.999        | 1'56.067        | 165,9        | 16:19'53.198 |
| 3   | 29.923        | 27.840        | 32.936        | 25.038        | 1'55.737        | 165,9        | 16:21'48.935 |
| 4   | <b>29.737</b> | 27.878        | 33.021        | 25.056        | 1'55.692        | 165,6        | 16:23'44.627 |
| 5   | 29.882        | 27.883        | <b>32.887</b> | <b>24.993</b> | <b>1'55.645</b> | <b>168,2</b> | 16:25'40.272 |
| 6   | 29.910        | 27.830        | 33.709        | 25.130        | 1'56.579        | 163,4        | 16:27'36.851 |
| 7   | 30.362        | 27.829        | 33.158        | 25.004        | 1'56.353        | 166,4        | 16:29'33.204 |
| 8   | 29.883        | 27.921        | 33.087        | 25.126        | 1'56.017        | 167,7        | 16:31'29.221 |
| 9   | 29.864        | 27.891        | 33.058        | 25.045        | 1'55.858        | 166,7        | 16:33'25.079 |
| 10  | 29.931        | 28.225        | 32.904        | 25.344        | 1'56.404        | 167,7        | 16:35'21.483 |

Race Time 19'31.611

**19° 69 K. YAALOV (1'55.670)**

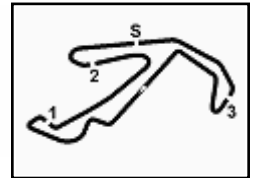
| Lap | Seg.1         | Seg.2         | Seg.3         | Seg.4         | Lap Time        | km/h         | Local Time   |
|-----|---------------|---------------|---------------|---------------|-----------------|--------------|--------------|
| 1   |               | 28.260        | 33.023        | 25.268        | 2'05.773        | 165,9        | 16:17'55.645 |
| 2   | 29.820        | 27.933        | 33.607        | 25.134        | 1'56.494        | 167,2        | 16:19'52.139 |
| 3   | 30.152        | 27.995        | 32.720        | <b>24.950</b> | 1'55.817        | 166,9        | 16:21'47.956 |
| 4   | 29.859        | 28.029        | <b>32.611</b> | 25.201        | 1'55.700        | <b>170,3</b> | 16:23'43.656 |
| 5   | 30.080        | 28.465        | 32.672        | 25.062        | 1'56.279        | 166,9        | 16:25'39.935 |
| 6   | 29.921        | 28.784        | 32.865        | 25.009        | 1'56.579        | 170,1        | 16:27'36.514 |
| 7   | 30.534        | <b>27.652</b> | 33.195        | 25.208        | 1'56.589        | 165,1        | 16:29'33.103 |
| 8   | 29.858        | 27.705        | 33.022        | 25.085        | <b>1'55.670</b> | 167,7        | 16:31'28.773 |
| 9   | <b>29.796</b> | 27.882        | 33.014        | 25.166        | 1'55.858        | 164,1        | 16:33'24.631 |
| 10  | 30.243        | 27.761        | 33.131        | 25.556        | 1'56.691        | 163,4        | 16:35'21.322 |

Race Time 19'31.450 + 1.000Pen

12/06/2021 P = Pits In/Out - C = Lap Time Cancelled

These data/results cannot be reproduced, stored and/or transmitted in whole or in part by any manner of electronic, mechanical, photocopying, recording, broadcasting or otherwise now known or herein after developed without the previous express consent by the copyright owner, except for reproduction in daily press and regular printed publications on sale to the public within 60 days of the event related to those data/results and always provided that copyright symbol appears together as follows below.

© DORNA WSBK ORGANIZATION Srl 2021

**12.3**Yamaha Cup  
731/01**Pirelli Made in Italy Emilia-Romagna Round, 11-13 June 2021  
Chronological Analysis Race 2**

Misano Circuit Sic 58 4.226 m

Start at 16:15'49.872

**3 / 3**

| 20° 61 U. HIDALGO MIMBRERO (1'56.154) |               |               |               |               |                 |              |              |
|---------------------------------------|---------------|---------------|---------------|---------------|-----------------|--------------|--------------|
| Lap                                   | Seg.1         | Seg.2         | Seg.3         | Seg.4         | Lap Time        | km/h         | Local Time   |
| 1                                     |               | 28.642        | 34.407        | 25.205        | 2'07.517        | <b>169,3</b> | 16:17'57.389 |
| 2                                     | 30.455        | <b>27.640</b> | 33.303        | 25.227        | 1'56.625        | 164,4        | 16:19'54.014 |
| 3                                     | 29.898        | 27.813        | 33.351        | 25.280        | 1'56.342        | 163,9        | 16:21'50.356 |
| 4                                     | 29.853        | 28.025        | 33.432        | 25.301        | 1'56.611        | 164,1        | 16:23'46.967 |
| 5                                     | 30.051        | 27.990        | 33.269        | 25.316        | 1'56.626        | 163,9        | 16:25'43.593 |
| 6                                     | 29.769        | 27.869        | 33.329        | 25.187        | <b>1'56.154</b> | 164,4        | 16:27'39.747 |
| 7                                     | 29.875        | 27.887        | <b>33.218</b> | 25.307        | 1'56.287        | 164,6        | 16:29'36.034 |
| 8                                     | <b>29.697</b> | 28.125        | 33.551        | 25.207        | 1'56.580        | 162,7        | 16:31'32.614 |
| 9                                     | 29.746        | 28.040        | 33.329        | <b>25.125</b> | 1'56.240        | 163,6        | 16:33'28.854 |
| 10                                    | 29.715        | 28.039        | 33.274        | 25.280        | 1'56.308        | 164,1        | 16:35'25.162 |
| Race Time 19'35.290                   |               |               |               |               |                 |              |              |

|                     |               |        |        |        |          |       |              |
|---------------------|---------------|--------|--------|--------|----------|-------|--------------|
| 9                   | <b>30.318</b> | 28.284 | 33.434 | 25.497 | 1'57.533 | 166,7 | 16:33'41.239 |
| 10                  | 30.348        | 28.292 | 33.590 | 25.718 | 1'57.948 | 163,6 | 16:35'39.187 |
| Race Time 19'49.315 |               |        |        |        |          |       |              |

| 21° 54 G. SATICI (1'56.198) |               |               |               |               |                 |              |              |
|-----------------------------|---------------|---------------|---------------|---------------|-----------------|--------------|--------------|
| Lap                         | Seg.1         | Seg.2         | Seg.3         | Seg.4         | Lap Time        | km/h         | Local Time   |
| 1                           |               | 28.232        | 34.330        | 25.846        | 2'08.256        | 164,1        | 16:17'58.128 |
| 2                           | <b>29.921</b> | 28.075        | <b>33.019</b> | 25.183        | <b>1'56.198</b> | 165,1        | 16:19'54.326 |
| 3                           | 30.317        | 27.972        | 33.675        | 25.336        | 1'57.300        | 163,4        | 16:21'51.626 |
| 4                           | 29.987        | <b>27.875</b> | 33.329        | 25.520        | 1'56.711        | <b>165,6</b> | 16:23'48.337 |
| 5                           | 30.035        | 28.426        | 33.291        | 25.427        | 1'57.179        | 165,1        | 16:25'45.516 |
| 6                           | 30.438        | 28.068        | 33.335        | 25.419        | 1'57.260        | 162,2        | 16:27'42.776 |
| 7                           | 30.702        | 28.686        | 33.490        | 25.401        | 1'58.279        | 163,4        | 16:29'41.055 |
| 8                           | 30.354        | 28.549        | 33.621        | 25.333        | 1'57.857        | 161,0        | 16:31'38.912 |
| 9                           | 30.263        | 27.937        | 34.062        | 25.141        | 1'57.403        | 161,0        | 16:33'36.315 |
| 10                          | 29.978        | 28.351        | 33.965        | <b>25.125</b> | 1'57.419        | 160,7        | 16:35'33.734 |
| Race Time 19'43.862         |               |               |               |               |                 |              |              |

| 25° 22 M. CUCCU (1'57.207) |               |               |               |               |                 |              |              |
|----------------------------|---------------|---------------|---------------|---------------|-----------------|--------------|--------------|
| Lap                        | Seg.1         | Seg.2         | Seg.3         | Seg.4         | Lap Time        | km/h         | Local Time   |
| 1                          |               | 28.296        | 33.692        | 25.996        | 2'08.931        | <b>166,4</b> | 16:17'58.803 |
| 2                          | 30.572        | 28.259        | 33.847        | 25.343        | 1'58.021        | 161,0        | 16:19'56.824 |
| 3                          | 30.392        | 28.117        | 34.007        | 25.388        | 1'57.904        | 157,7        | 16:21'54.728 |
| 4                          | 30.867        | 28.187        | <b>33.537</b> | 25.564        | 1'58.155        | 165,1        | 16:23'52.883 |
| 5                          | 31.038        | 28.267        | 33.688        | 25.594        | 1'58.587        | 164,1        | 16:25'51.470 |
| 6                          | 30.587        | <b>27.886</b> | 33.564        | 25.323        | 1'57.360        | 164,4        | 16:27'48.830 |
| 7                          | 30.757        | 27.904        | 33.743        | 25.375        | 1'57.779        | 161,2        | 16:29'46.609 |
| 8                          | 30.495        | 28.329        | 34.836        | 25.342        | 1'59.002        | 158,8        | 16:31'45.611 |
| 9                          | 30.008        | 28.104        | 33.791        | <b>25.304</b> | <b>1'57.207</b> | 161,0        | 16:33'42.818 |
| 10                         | <b>29.956</b> | 28.225        | 33.750        | 25.467        | 1'57.398        | 160,7        | 16:35'40.216 |
| Race Time 19'50.344        |               |               |               |               |                 |              |              |

| 22° 32 R. VALENTE MARTINS (1'56.558) |               |               |               |               |                 |              |              |
|--------------------------------------|---------------|---------------|---------------|---------------|-----------------|--------------|--------------|
| Lap                                  | Seg.1         | Seg.2         | Seg.3         | Seg.4         | Lap Time        | km/h         | Local Time   |
| 1                                    |               | 28.261        | 33.592        | 25.887        | 2'08.445        | 168,2        | 16:17'58.317 |
| 2                                    | 30.279        | 27.950        | 33.166        | <b>25.163</b> | <b>1'56.558</b> | 167,4        | 16:19'54.875 |
| 3                                    | 30.184        | 27.946        | 33.463        | 25.454        | 1'57.047        | <b>170,1</b> | 16:21'51.922 |
| 4                                    | <b>30.028</b> | 28.232        | <b>33.143</b> | 25.541        | 1'56.944        | 167,4        | 16:23'48.866 |
| 5                                    | 30.342        | 27.849        | 33.525        | 25.377        | 1'57.093        | <b>170,1</b> | 16:25'45.959 |
| 6                                    | 30.519        | <b>27.740</b> | 33.370        | 25.213        | 1'56.842        | 166,2        | 16:27'42.801 |
| 7                                    | 31.663        | 28.298        | 33.249        | 25.469        | 1'58.679        | 168,8        | 16:29'41.480 |
| 8                                    | 30.415        | 28.188        | 33.342        | 25.282        | 1'57.227        | 164,4        | 16:31'38.707 |
| 9                                    | 30.260        | 28.390        | 33.459        | 25.410        | 1'57.519        | 165,1        | 16:33'36.226 |
| 10                                   | 30.324        | 28.243        | 33.932        | 25.698        | 1'58.197        | 161,9        | 16:35'34.423 |
| Race Time 19'44.551                  |               |               |               |               |                 |              |              |

| 26° 34 G. HUDOVERNICK (1'56.681) |               |               |               |               |                 |              |              |
|----------------------------------|---------------|---------------|---------------|---------------|-----------------|--------------|--------------|
| Lap                              | Seg.1         | Seg.2         | Seg.3         | Seg.4         | Lap Time        | km/h         | Local Time   |
| 1                                |               | 28.107        | 33.720        | 25.189        | 2'07.293        | <b>168,8</b> | 16:17'57.165 |
| 2                                | 30.494        | 28.022        | 33.393        | 25.472        | 1'57.381        | 166,9        | 16:19'54.546 |
| 3                                | 30.348        | 27.852        | <b>33.252</b> | 25.229        | <b>1'56.681</b> | 165,6        | 16:21'51.227 |
| 4                                | <b>30.018</b> | 27.915        | 33.537        | 25.700        | 1'57.170        | 163,1        | 16:23'48.397 |
| 5                                | 30.270        | 27.780        | 33.899        | 25.205        | 1'57.154        | 161,9        | 16:25'45.551 |
| 6                                | 30.663        | 27.862        | 33.694        | 25.264        | 1'57.483        | 166,7        | 16:27'43.034 |
| 7                                | 30.638        | 28.238        | 33.678        | 25.449        | 1'58.003        | 161,9        | 16:29'41.037 |
| 8                                | 30.588        | 28.128        | 34.087        | <b>25.123</b> | 1'57.926        | 158,8        | 16:31'38.963 |
| 9                                | 30.522        | 27.747        | 34.207        | 25.347        | 1'57.823        | 162,7        | 16:33'36.786 |
| 10                               | 30.027        | <b>27.684</b> | 33.813        | 25.291        | 1'56.815        | 166,2        | 16:35'33.601 |
| Race Time 19'43.729 + 9.000Pen   |               |               |               |               |                 |              |              |

| 23° 46 D. NOVAK (1'57.043) |               |               |               |               |                 |              |              |
|----------------------------|---------------|---------------|---------------|---------------|-----------------|--------------|--------------|
| Lap                        | Seg.1         | Seg.2         | Seg.3         | Seg.4         | Lap Time        | km/h         | Local Time   |
| 1                          |               | 28.394        | 33.404        | 26.088        | 2'09.449        | <b>171,7</b> | 16:17'59.321 |
| 2                          | 30.957        | 28.234        | 33.476        | 25.556        | 1'58.223        | 170,3        | 16:19'57.544 |
| 3                          | 30.812        | <b>27.819</b> | 33.578        | 25.625        | 1'57.834        | 169,5        | 16:21'55.378 |
| 4                          | 30.693        | 27.888        | 33.716        | 25.517        | 1'57.814        | 167,7        | 16:23'53.192 |
| 5                          | 30.936        | 28.226        | 33.828        | 25.464        | 1'58.454        | 161,0        | 16:25'51.646 |
| 6                          | 30.641        | 27.838        | 33.705        | 25.422        | 1'57.606        | 165,6        | 16:27'49.252 |
| 7                          | 30.557        | 27.879        | <b>33.332</b> | 25.387        | 1'57.155        | 167,7        | 16:29'46.407 |
| 8                          | 30.428        | 28.159        | 33.675        | <b>25.297</b> | 1'57.559        | 166,4        | 16:31'43.966 |
| 9                          | <b>30.243</b> | 27.883        | 33.393        | 25.524        | <b>1'57.043</b> | 167,7        | 16:33'41.009 |
| 10                         | 30.315        | 28.117        | 33.770        | 25.659        | 1'57.861        | 164,9        | 16:35'38.870 |
| Race Time 19'48.998        |               |               |               |               |                 |              |              |

| RET 48 F. FERRARO (1'56.522) |        |               |               |               |                 |              |              |
|------------------------------|--------|---------------|---------------|---------------|-----------------|--------------|--------------|
| Lap                          | Seg.1  | Seg.2         | Seg.3         | Seg.4         | Lap Time        | km/h         | Local Time   |
| 1                            |        | 28.429        | 33.293        | 26.259        | 2'09.274        | <b>170,9</b> | 16:17'59.146 |
| 2                            | 30.798 | 28.123        | 33.666        | 25.658        | 1'58.245        | 166,9        | 16:19'57.391 |
| 3                            | 30.308 | 27.941        | 33.184        | 25.736        | 1'57.169        | 165,9        | 16:21'54.560 |
| 4                            | 30.335 | 28.308        | 33.296        | 25.780        | 1'57.719        | 164,6        | 16:23'52.279 |
| 5                            | 31.249 | 28.389        | 33.225        | 25.809        | 1'58.672        | 163,9        | 16:25'50.951 |
| 6                            | 30.450 | 28.066        | 33.194        | 25.795        | 1'57.505        | 165,1        | 16:27'48.456 |
| 7                            | 30.352 | 27.946        | 33.354        | 25.570        | 1'57.222        | 164,4        | 16:29'45.678 |
| 8                            | 30.258 | 27.894        | 33.919        | 25.465        | 1'57.536        | 157,4        | 16:31'43.214 |
| 9                            | 30.112 | <b>27.893</b> | <b>33.100</b> | <b>25.417</b> | <b>1'56.522</b> | 165,1        | 16:33'39.736 |
| Race Time 17'49.864          |        |               |               |               |                 |              |              |

| 24° 55 B. CROCKFORD (1'57.317) |               |               |               |               |                 |              |              |
|--------------------------------|---------------|---------------|---------------|---------------|-----------------|--------------|--------------|
| Lap                            | Seg.1         | Seg.2         | Seg.3         | Seg.4         | Lap Time        | km/h         | Local Time   |
| 1                              |               | 28.325        | 33.904        | 25.995        | 2'08.681        | <b>167,7</b> | 16:17'58.553 |
| 2                              | 30.577        | 28.383        | 33.700        | 25.404        | 1'58.064        | 162,7        | 16:19'56.617 |
| 3                              | 30.424        | 28.159        | 33.872        | 25.549        | 1'58.004        | 162,2        | 16:21'54.621 |
| 4                              | 30.780        | 28.108        | 33.642        | 25.614        | 1'58.144        | 164,9        | 16:23'52.765 |
| 5                              | 30.936        | 28.408        | 33.615        | 25.611        | 1'58.570        | 164,6        | 16:25'51.335 |
| 6                              | 30.550        | <b>27.858</b> | 33.474        | 25.435        | <b>1'57.317</b> | 164,6        | 16:27'48.652 |
| 7                              | 30.773        | 27.877        | <b>33.416</b> | 25.550        | 1'57.616        | 164,1        | 16:29'46.268 |
| 8                              | <b>30.318</b> | 28.181        | 33.603        | <b>25.336</b> | 1'57.438        | 162,9        | 16:31'43.706 |

12/06/2021 P = Pits In/Out - C = Lap Time Cancelled

These data/results cannot be reproduced, stored and/or transmitted in whole or in part by any manner of electronic, mechanical, photocopying, recording, broadcasting or otherwise now known or herein after developed without the previous express consent by the copyright owner, except for reproduction in daily press and regular printed publications on sale to the public within 60 days of the event related to those data/results and always provided that copyright symbol appears together as follows below.

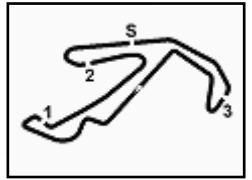
© DORNA WSBK ORGANIZATION Srl 2021

PERUGIA TIMING



12.4

Yamaha Cup  
731/01



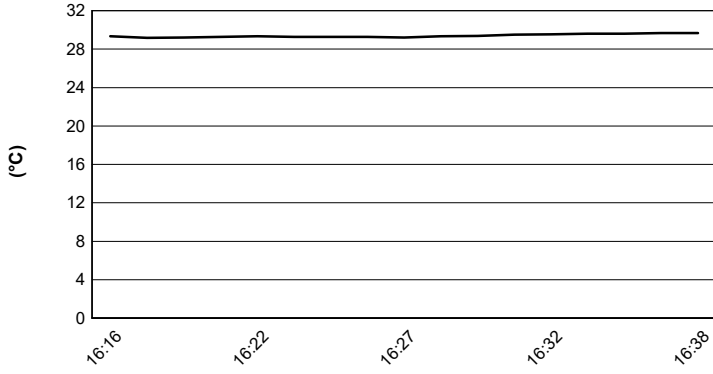
# Pirelli Made in Italy Emilia-Romagna Round, 11-13 June 2021

## Weather Report Race 2

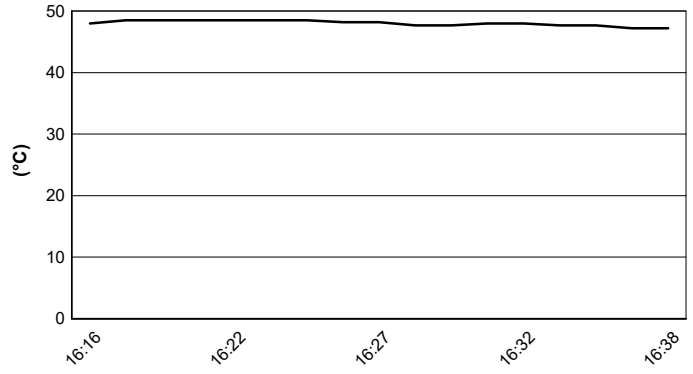
Misano Circuit Sic 58 4.226 m

Session started 16:16 - Session ended 16:39


### Air Temperature



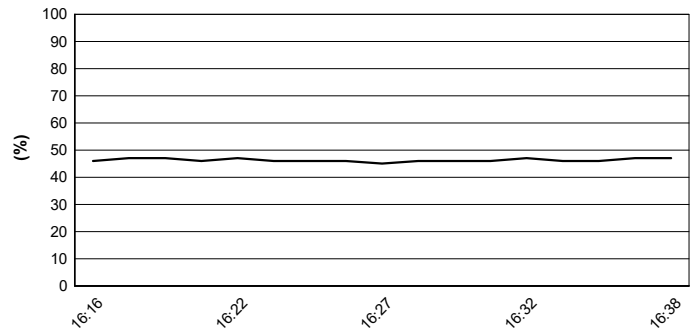
### Track Temperature



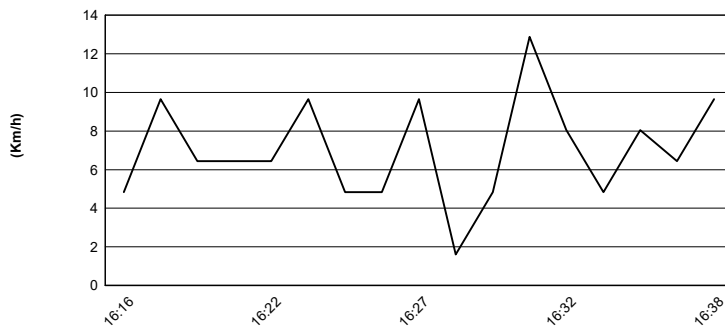
### Air Pressure



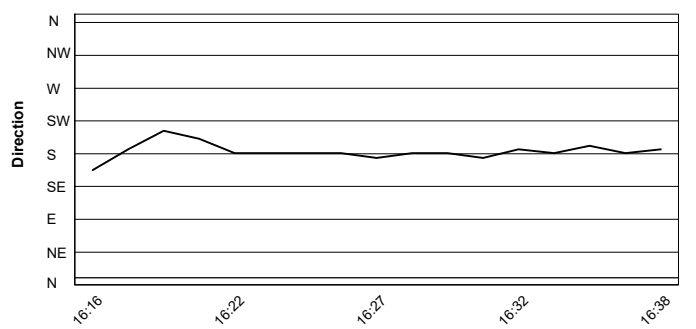
### Humidity



### Wind Speed



### Wind Direction



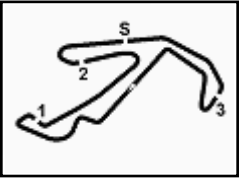
12/06/2021

These data/results cannot be reproduced, stored and/or transmitted in whole or in part by any manner of electronic, mechanical, photocopying, recording, broadcasting or otherwise now known or herein after developed without the previous express consent by the copyright owner, except for reproduction in daily press and regular printed publications on sale to the public within 60 days of the event related to those data/results and always provided that copyright symbol appears together as follows below.

© DORNA WSBK ORGANIZATION Srl 2021



12.5

Yamaha Cup  
731/01

Misano Circuit Sic 58 4.226 m

**Pirelli Made in Italy Emilia-Romagna Round, 11-13 June 2021**  
**Best Laps & Speed**

1 / 2

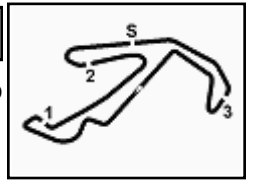
| No. | Rider<br>Bike                       | Nat | Best Lap        |          | FP       |                 | SP              |          | RC1             |                 | RC2             |                 |  |  |  |  |  |  |
|-----|-------------------------------------|-----|-----------------|----------|----------|-----------------|-----------------|----------|-----------------|-----------------|-----------------|-----------------|--|--|--|--|--|--|
|     |                                     |     | LL              | SPD      | LL       | SPD             | LL              | SPD      | LL              | SPD             | LL              | SPD             |  |  |  |  |  |  |
| 1   | 16 M. REPAK<br>Yamaha R3            | SVK | <b>1'53.538</b> | 45 169,0 | 1'55.020 | 11 166,6        | 1'54.106        | 14 163,3 | 1'53.995        | 10 <b>169,0</b> | 1'53.538        | 10 165,9        |  |  |  |  |  |  |
| 2   | 47 F. SEABRIGHT<br>Yamaha R3        | GBR | <b>1'53.627</b> | 47 172,8 | 1'55.138 | 13 169,0        | 1'54.933        | 14 168,2 | <b>1'53.627</b> | 10 <b>172,8</b> | 1'53.941        | 10 170,6        |  |  |  |  |  |  |
| 3   | 73 G. MORA<br>Yamaha R3             | ITA | <b>1'53.681</b> | 43 171,7 | 1'55.349 | 9 169,8         | 1'54.380        | 14 167,1 | 1'54.053        | 10 170,8        | <b>1'53.681</b> | 10 <b>171,7</b> |  |  |  |  |  |  |
| 4   | 18 D. PALLADINO<br>Yamaha R3        | ITA | <b>1'53.719</b> | 48 172,8 | 1'56.149 | 14 167,7        | 1'54.987        | 14 170,6 | 1'55.367        | 10 170,8        | <b>1'53.719</b> | 10 <b>172,8</b> |  |  |  |  |  |  |
| 5   | 91 M. VANNUCCI<br>Yamaha R3         | ITA | <b>1'53.738</b> | 48 170,8 | 1'54.020 | 14 <b>170,8</b> | <b>1'53.738</b> | 14 166,1 | 1'54.275        | 10 167,7        | 1'53.972        | 10 169,5        |  |  |  |  |  |  |
| 6   | 74 J. CONESA BENITO<br>Yamaha R3    | ESP | <b>1'53.752</b> | 48 171,9 | 1'54.835 | 14 169,0        | 1'55.070        | 14 170,0 | <b>1'53.752</b> | 10 <b>171,9</b> | 1'54.194        | 10 171,7        |  |  |  |  |  |  |
| 7   | 41 I. PERISTERAS<br>Yamaha R3       | GRE | <b>1'53.834</b> | 49 172,2 | 1'55.110 | 15 170,0        | 1'54.844        | 14 169,2 | <b>1'53.834</b> | 10 171,9        | 1'54.190        | 10 <b>172,2</b> |  |  |  |  |  |  |
| 8   | 12 H. MAIER<br>Yamaha R3            | BRA | <b>1'53.876</b> | 45 171,9 | 1'56.117 | 13 169,5        | 1'55.076        | 13 169,5 | <b>1'53.876</b> | 9 <b>171,9</b>  | 1'54.716        | 10 169,2        |  |  |  |  |  |  |
| 9   | 96 M. VICH GIL<br>Yamaha R3         | ESP | <b>1'53.902</b> | 45 174,1 | 1'56.530 | 12 170,3        | 1'55.005        | 13 165,3 | <b>1'53.902</b> | 10 <b>174,1</b> | 1'54.989        | 10 169,5        |  |  |  |  |  |  |
| 10  | 76 J. GIRAL<br>Yamaha R3            | ESP | <b>1'53.905</b> | 46 172,2 | 1'55.882 | 14 165,3        | <b>1'53.905</b> | 12 168,2 | 1'54.031        | 10 171,4        | 1'54.036        | 10 <b>172,2</b> |  |  |  |  |  |  |
| 11  | 2 I. GARCIA ABELLA<br>Yamaha R3     | ESP | <b>1'53.955</b> | 47 170,8 | 1'55.130 | 13 166,6        | 1'54.732        | 14 168,2 | <b>1'53.955</b> | 10 169,5        | 1'54.065        | 10 <b>170,8</b> |  |  |  |  |  |  |
| 12  | 13 E. COLOMBI<br>Yamaha R3          | ITA | <b>1'54.003</b> | 46 171,4 | 1'56.185 | 14 169,8        | 1'54.570        | 12 169,5 | <b>1'54.003</b> | 10 <b>171,4</b> | 1'55.336        | 10 170,0        |  |  |  |  |  |  |
| 13  | 88 E. AGOSTON BURR<br>Yamaha R3     | BRA | <b>1'54.400</b> | 49 173,0 | 1'56.797 | 14 <b>173,0</b> | 1'56.014        | 15 167,1 | 1'55.339        | 10 172,2        | <b>1'54.400</b> | 10 169,2        |  |  |  |  |  |  |
| 14  | 31 L. BADIE<br>Yamaha R3            | BEL | <b>1'54.837</b> | 46 170,3 | 1'57.838 | 15 168,7        | 1'56.955        | 11 169,0 | 1'55.991        | 10 <b>170,3</b> | <b>1'54.837</b> | 10 <b>170,3</b> |  |  |  |  |  |  |
| 15  | 7 K. ERBAY<br>Yamaha R3             | TUR | <b>1'54.869</b> | 49 170,6 | 1'56.274 | 14 <b>170,6</b> | 1'55.737        | 15 164,3 | <b>1'54.869</b> | 10 167,9        | 1'55.063        | 10 169,0        |  |  |  |  |  |  |
| 16  | 69 K. YAAKOV<br>Yamaha R3           | USA | <b>1'55.406</b> | 45 173,6 | 1'55.773 | 12 <b>173,6</b> | 1'55.819        | 13 164,8 | <b>1'55.406</b> | 10 169,8        | 1'55.670        | 10 170,3        |  |  |  |  |  |  |
| 17  | 58 A. RODRIGUEZ MARTIN<br>Yamaha R3 | ESP | <b>1'55.447</b> | 38 170,6 | 1'56.691 | 12 168,4        | 1'55.817        | 14 165,9 | 1'56.340        | 2 169,0         | <b>1'55.447</b> | 10 <b>170,6</b> |  |  |  |  |  |  |
| 18  | 51 T. WALCH<br>Yamaha R3            | AUT | <b>1'55.645</b> | 47 168,2 | 1'56.820 | 14 167,1        | 1'56.261        | 13 165,6 | 1'55.965        | 10 167,4        | <b>1'55.645</b> | 10 <b>168,2</b> |  |  |  |  |  |  |
| 19  | 34 G. HUDOVERNICK<br>Yamaha R3      | SLO | <b>1'55.691</b> | 46 170,0 | 1'57.632 | 13 168,4        | 1'57.286        | 13 166,6 | <b>1'55.691</b> | 10 <b>170,0</b> | 1'56.681        | 10 168,7        |  |  |  |  |  |  |
| 20  | 10 G. CARBONNEL<br>Yamaha R3        | FRA | <b>1'55.774</b> | 50 169,5 | 1'57.796 | 15 <b>169,5</b> | 1'57.166        | 15 164,6 | 1'56.005        | 10 167,4        | <b>1'55.774</b> | 10 168,4        |  |  |  |  |  |  |
| 21  | 54 G. SATICI<br>Yamaha R3           | TUR | <b>1'55.946</b> | 48 167,4 | 1'58.433 | 13 <b>167,4</b> | 1'58.178        | 15 163,1 | <b>1'55.946</b> | 10 166,9        | 1'56.198        | 10 165,6        |  |  |  |  |  |  |
| 22  | 61 U. HIDALGO MIMBRERO<br>Yamaha R3 | ESP | <b>1'55.946</b> | 49 170,8 | 1'56.548 | 15 <b>170,8</b> | <b>1'55.946</b> | 14 167,4 | 1'55.963        | 10 170,3        | 1'56.154        | 10 169,2        |  |  |  |  |  |  |
| 23  | 48 F. FERRARO<br>Yamaha R3          | ITA | <b>1'56.272</b> | 43 170,8 | 1'59.197 | 14 169,8        | <b>1'56.272</b> | 14 169,2 | 1'57.624        | 6 168,7         | 1'56.522        | 9 <b>170,8</b>  |  |  |  |  |  |  |
| 24  | 32 R. VALENTE MARTINS<br>Yamaha R3  | POR | <b>1'56.304</b> | 48 173,9 | 1'59.140 | 14 166,6        | 1'58.311        | 14 169,8 | <b>1'56.304</b> | 10 <b>173,9</b> | 1'56.558        | 10 170,0        |  |  |  |  |  |  |
| 25  | 22 M. CUCCU<br>Yamaha R3            | ITA | <b>1'56.306</b> | 47 166,4 | 1'56.388 | 14 166,1        | 1'56.434        | 13 165,1 | <b>1'56.306</b> | 10 164,6        | 1'57.207        | 10 <b>166,4</b> |  |  |  |  |  |  |

12/06/2021

These data/results cannot be reproduced, stored and/or transmitted in whole or in part by any manner of electronic, mechanical, photocopying, recording, broadcasting or otherwise now known or herein after developed without the previous express consent by the copyright owner, except for reproduction in daily press and regular printed publications on sale to the public within 60 days of the event related to those data/results and always provided that copyright symbol appears together as follows below.

© DORNA WSBK ORGANIZATION Srl 2021

PERUGIA TIMING

**12.5****Yamaha Cup**  
731/01

Misano Circuit Sic 58 4.226 m

**Pirelli Made in Italy Emilia-Romagna Round, 11-13 June 2021**  
**Best Laps & Speed**

2 / 2

| No. | Rider<br>Bike                       | Nat | Best Lap        |       | FP       |       | SP       |       | RC1             |       | RC2             |              |  |  |  |  |  |  |
|-----|-------------------------------------|-----|-----------------|-------|----------|-------|----------|-------|-----------------|-------|-----------------|--------------|--|--|--|--|--|--|
|     |                                     |     | LL              | SPD   | LL       | SPD   | LL       | SPD   | LL              | SPD   | LL              | SPD          |  |  |  |  |  |  |
| 26  | <b>55 B. CROCKFORD</b><br>Yamaha R3 | GBR | <b>1'56.359</b> |       | 1'56.778 |       | 1'57.121 |       | <b>1'56.359</b> |       | 1'57.317        |              |  |  |  |  |  |  |
|     |                                     |     | 45              | 167,7 | 15       | 166,9 | 10       | 164,8 | 10              | 167,4 | 10              | <b>167,7</b> |  |  |  |  |  |  |
| 27  | <b>46 D. NOVAK</b><br>Yamaha R3     | POL | <b>1'57.043</b> |       | 2'01.822 |       | 1'59.498 |       | 1'59.106        |       | <b>1'57.043</b> |              |  |  |  |  |  |  |
|     |                                     |     | 46              | 171,7 | 14       | 167,9 | 12       | 168,2 | 10              | 169,5 | 10              | <b>171,7</b> |  |  |  |  |  |  |

12/06/2021

These data/results cannot be reproduced, stored and/or transmitted in whole or in part by any manner of electronic, mechanical, photocopying, recording, broadcasting or otherwise now known or herein after developed without the previous express consent by the copyright owner, except for reproduction in daily press and regular printed publications on sale to the public within 60 days of the event related to those data/results and always provided that copyright symbol appears together as follows below.

© DORNA WSBK ORGANIZATION Srl 2021

**PERUGIA TIMING**