


3671 m.

## LIQUI MOLY MOTORRAD GRAND PRIX DEUTSCHLAND

## Race Nr. 2

## Classification after 18 laps = 66.078 km

Pos		Rider	Nation	Team	Motorcycle	Total Time	Km/h	Gap
1	25	92 Rossi MOOR	HUN	FAIRIUM Next Generation Riders	KTM	28'02.362	141.3	
2	20	59 Jakub GURECKY	CZE	JRT Brno Circuit	KTM	28'02.418	141.3	0.056
3	16	6 Jacopo HOSCIUC	ROU	Hos Racing Team	KTM	28'02.734	141.3	0.372
4	13	28 Kevin FARKAS	HUN	FAIRIUM Next Generation Riders	KTM	28'02.948	141.3	0.586
5	11	81 Lorenz LUCIANO	BEL	Junior Black Knights Team	KTM	28'03.057	141.3	0.695
6	10	68 Kas BEEKMANS	NED	Team KNMV	KTM	28'03.168	141.3	0.806
7	9	94 Niklas KITZBICHLER	AUT	Racing-Team-Kitzbichler	KTM	28'03.270	141.3	0.908
8	8	23 Stepan ZUDA	CZE	Motoracing23 Klub V ACR	KTM	28'10.485	140.7	8.123
9	7	56 Jonas KOCOUREK	CZE	JRT Brno Circuit	KTM	28'15.784	140.2	13.422
10	6	44 Tibor VARGA	HUN	Forty Racing Team	KTM	28'17.681	140.1	15.319
11	5	10 Valentino HERRLICH	GER	Busch und Wagner Racing Team	KTM	28'22.063	139.7	19.701
12	4	12 Martin VINCZE	HUN	Chrobák Motorsport Egyesület	KTM	28'22.223	139.7	19.861
13	3	48 Lenox PHOMMARA	SWI	Phommara Team	KTM	28'31.713	138.9	29.351
14	2	27 Loris VENEMAN	NED	Kahuna Security Racing	KTM	28'31.799	138.9	29.437
15	1	65 Damian BOESSENKOOL	NED	Team KNMV	KTM	28'31.909	138.9	29.547
16		20 Dustin SCHNEIDER	GER	PrüstelGP Juniorteam	KTM	28'31.990	138.9	29.628
17		19 Rio OLOFSEN	NED	Team KNMV	KTM	28'47.957	137.6	45.595
18		2 Jordan BARTUCCA	SWI	Allesauto Racing	KTM	28'50.639	137.4	48.277
19		15 Julius COENEN	GER	Helena und Julius Racing Team -	KTM	28'50.901	137.4	48.539
20		93 Korbinian BRANDL	GER	RBR - Racing	KTM	28'51.279	137.4	48.917
21		24 Julius Cesar RÖRIG	GER	MCA Racing	KTM	28'51.639	137.3	49.277
22		25 Kimi GUNDERMANN	SWI	KG - Racing	KTM	28'51.653	137.3	49.291
<b>Finished through pits</b>								
		18 Noa CUYPERS	BEL	Junior Black Knights Team	KTM	29'09.524	135.9	1'07.162
<b>Not Classified</b>								
		7 Mateusz MOLIK	POL	Speed Day Junior Racing Team	KTM	23'46.792	138.9	3 laps
		77 Noel WILLEMSEN	GER	PrüstelGP Juniorteam	KTM	1'35.873	137.8	17 laps

Race condition: **Dry**Air: **28°**Humidity: **53%**Ground: **36°**

Pole Position:

Fastest Lap (New record):

Best Race Lap:

All Time Lap Record:

Lap	Rider	Time	Km/h
Lap 14	Niklas KITZBICHLER	1'32.474	142.9 Km/h
2021	Jakub GURECKY	1'32.771	142.4 Km/h
2021	Jakub GURECKY	1'32.274	143.2 Km/h

16:15'10

16:28'24

16:30'31

16:31'42

16:33'57 Noel WILLEMSEN

16:51'34 Stepan ZUDA

16:54'52 Mateusz MOLIK

16:59'43 Noa CUYPERS

**SIGHTING LAP START****WARM UP LAP START****RACE START**No jump start

stopped with machine problems

track limits warning

stopped with machine problems

entered pits and retired


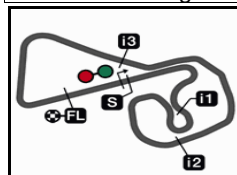
The results are provisional until the end of the limit for protest and appeals.

Time limit for protest expires 30' after publication of the results - ..... Time: .....

DORNA DATA PROCESSING TIMING SERVICE DORNA DATA PROCESSING TIMING SERVICE DORNA DATA PROCESSING TIMING SERVICE DORNA DATA PROCESSING TIMING SERVICE DORNA DATA PROCESSING TIMING SERVICE DORNA DATA PROCESSING TIMING SERVICE DORNA DATA PROCESSING TIMING SERVICE DORNA DATA PROCESSING TIMING SERVICE DORNA DATA PROCESSING TIMING SERVICE DORNA DATA PROCESSING TIMING SERVICE DORNA DATA PROCESSES



Sachsenring

Results and timing service provided by **NTC**

3671 m.


**LIQUI MOLY MOTORRAD GRAND PRIX DEUTSCHLAND****Race Nr. 2****Top Speed & Average**

 Rider	Nation	Motorcycle	Top 5 speeds					Average	Top
20 Dustin SCHNEIDER	GER	KTM	192.8	191.1	190.4	188.8	188.1	190.2	<b>192.8</b>
25 Kimi GUNDERMANN	SWI	KTM	192.5	192.1	189.4	189.1	189.1	190.2	<b>192.5</b>
7 Mateusz MOLIK	POL	KTM	190.8	189.1	188.8	187.8	187.5	188.8	<b>190.8</b>
28 Kevin FARKAS	HUN	KTM	190.8	190.1	189.4	189.1	188.4	189.6	<b>190.8</b>
2 Jordan BARTUCCA	SWI	KTM	190.4	188.4	187.1	186.5	186.2	187.7	<b>190.4</b>
15 Julius COENEN	GER	KTM	190.4	187.8	186.8	185.5	185.5	187.2	<b>190.4</b>
44 Tibor VARGA	HUN	KTM	190.4	189.4	189.1	188.1	187.8	188.8	<b>190.4</b>
12 Martin VINCZE	HUN	KTM	189.4	188.1	187.8	187.8	187.1	188.0	<b>189.4</b>
23 Stepan ZUDA	CZE	KTM	189.1	187.5	184.9	183.0	182.7	185.0	<b>189.1</b>
92 Rossi MOOR	HUN	KTM	189.1	187.5	185.5	185.5	184.6	186.4	<b>189.1</b>
94 Niklas KITZBICHLER	AUT	KTM	188.8	188.4	188.1	188.1	187.1	187.9	<b>188.8</b>
18 Noa CUYPER	BEL	KTM	188.4	187.5	184.3	184.3	183.6	185.6	<b>188.4</b>
56 Jonas KOCOUREK	CZE	KTM	188.1	186.8	186.8	186.5	185.5	186.5	<b>188.1</b>
10 Valentino HERRLICH	GER	KTM	187.8	187.1	186.8	186.2	186.2	186.8	<b>187.8</b>
19 Rio OLOFSEN	NED	KTM	187.8	183.9	183.6	181.5	180.6	183.5	<b>187.8</b>
81 Lorenz LUCIANO	BEL	KTM	187.8	187.1	185.5	185.5	185.2	186.2	<b>187.8</b>
6 Jacopo HOSCIUC	ROU	KTM	187.5	186.5	185.8	185.5	184.6	186.0	<b>187.5</b>
59 Jakub GURECKY	CZE	KTM	187.5	185.5	184.3	183.0	182.4	184.5	<b>187.5</b>
93 Korbinian BRANDL	GER	KTM	187.5	186.2	185.5	184.3	183.9	185.2	<b>187.5</b>
48 Lenox PHOMMARA	SWI	KTM	187.1	186.8	186.2	185.8	185.5	186.1	<b>187.1</b>
65 Damian BOESSENKOOL	NED	KTM	187.1	184.9	184.9	184.9	184.6	185.2	<b>187.1</b>
77 Noel WILLEMSSEN	GER	KTM	186.2					186.2	<b>186.2</b>
24 Julius Cesar RÖRIG	GER	KTM	185.8	184.9	184.6	184.3	183.3	184.4	<b>185.8</b>
68 Kas BEEKMANS	NED	KTM	185.8	185.5	185.2	185.2	185.2	185.4	<b>185.8</b>
27 Loris VENEMAN	NED	KTM	185.5	183.0	182.4	182.4	181.8	183.0	<b>185.5</b>

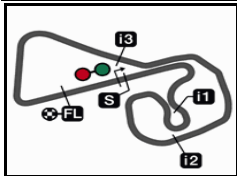
DORNA DATA PROCESSING TIMING SERVICE DORNA DATA PROCESSING TIMING SERVICE DORNA DATA PROCESSING TIMING SERVICE DORNA DATA PROCESSING TIMING SERVICE DORNA DATA PROCESSING TIMING SERVICE DORNA DATA PROCESSING TIMING SERVICE DORNA DATA PROCESSING TIMING SERVICE DORNA DATA PROCESSING TIMING SERVICE DORNA DATA PROCESSING TIMING SERVICE DORNA DATA PROCCEESSS

**Sachsenring, Sunday, June 20, 2021**

Sachsenring

Results and timing service provided by  **TISSOT**

**NTC**



# LIQUI MOLY MOTORRAD GRAND PRIX DEUTSCHLAND

## Race Nr. 2

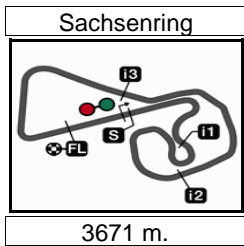
### Fastest Laps Sequence

3671 m.

Lap	Race Time	 Rider	Nation	Motorcycle	Time	Km/h	Riders's Lap
2	<b>3'07.417</b>	81 Lorenz LUCIANO	BEL	KTM	<b>1'33.464</b>	141.3	2
2	<b>3'07.652</b>	6 Jacopo HOSCIUC	ROU	KTM	<b>1'33.335</b>	141.5	2
2	<b>3'07.878</b>	94 Niklas KITZBICHLER	AUT	KTM	<b>1'32.898</b>	142.2	2
3	<b>4'40.783</b>	59 Jakub GURECKY	CZE	KTM	<b>1'32.812</b>	142.3	3
4	<b>6'13.394</b>	59 Jakub GURECKY	CZE	KTM	<b>1'32.611</b>	142.7	4
14	<b>21'48.335</b>	94 Niklas KITZBICHLER	AUT	KTM	<b>1'32.474</b>	142.9	14

DORNA DATA PROCESSING TIMING SERVICE DORNA DATA PROCESSING TIMING SERVICE DORNA DATA PROCESSING TIMING SERVICE DORNA DATA PROCESSING TIMING SERVICE DORNA DATA PROCESSING TIMING SERVICE DORNA DATA PROCESSING TIMING SERVICE DORNA DATA PROCESSING TIMING SERVICE DORNA DATA PROCESSING TIMING SERVICE DORNA DATA PROCESSING TIMING SERVICE DORNA DATA PROCCESSSS





**LIQUI MOLY MOTORRAD GRAND PRIX DEUTSCHLAND**  
**Race Nr. 2**  
**Chronological Analysis of Performances**

\* Lap / Sector time cancelled      **T1** Time from finish line to 1st intermediate      **T3** Time from 2nd intermed. to 3rd intermed.  
**P** Crossing the finish line in pit lane      **T2** Time from 1st intermed. to 2nd intermed.      **T4** Time from 3rd intermediate to finish line

Lap	Lap Time	T1	T2	T3	T4	Speed	Lap	Lap Time	T1	T2	T3	T4	Speed	
<b>1st</b>	<b>92</b>	<b>Rossi MOOR</b>					FAIRIUM Next Gener HUN	3	<b>1'33.284</b>	<b>21.712</b>	25.155	21.546	24.871	184.6
1	1'33.777	21.936	25.271	21.796	24.774		4	<b>1'32.972</b>	21.808	25.070	21.492	24.602	183.6	
2	<b>1'33.748</b>	22.143	25.236	21.497	24.872	178.5	5	<b>1'33.046</b>	21.746	25.134	21.461	24.705	182.4	
3	<b>1'33.083</b>	21.671	25.201	21.492	24.719	183.9	6	<b>1'33.339</b>	21.969	25.099	21.417	24.854	182.1	
4	<b>1'32.987</b>	21.968	<b>24.951</b>	<b>21.423</b>	24.645	179.7	7	<b>1'34.153</b>	22.342	25.238	21.717	24.856	180.3	
5	<b>1'32.954</b>	21.616	25.135	21.528	24.675	184.6	8	<b>1'33.508</b>	21.870	25.207	21.474	24.957	183.6	
6	<b>1'33.679</b>	21.993	25.163	21.603	24.920	178.8	9	<b>1'33.407</b>	21.836	25.253	21.425	24.893	183.6	
7	<b>1'34.055</b>	22.278	25.138	21.877	24.762	178.8	10	<b>1'33.338</b>	21.866	25.391	21.541	24.540	183.6	
8	<b>1'33.380</b>	21.719	25.096	21.499	25.066	<b>189.1</b>	11	<b>1'33.852</b>	22.165	25.336	21.672	24.679	182.7	
9	<b>1'33.390</b>	22.008	25.196	21.518	24.668	184.3	12	<b>1'33.367</b>	21.834	25.269	21.597	24.667	185.5	
10	<b>1'32.956</b>	21.700	25.171	21.538	24.547	183.0	13	<b>1'33.506</b>	22.118	25.294	21.556	24.538	176.4	
11	<b>1'34.345</b>	22.345	25.391	21.782	24.827	178.2	14	<b>1'33.040</b>	21.846	<b>25.001</b>	21.371	24.822	180.3	
12	<b>1'32.972</b>	21.907	25.218	21.453	<b>24.394</b>	185.5	15	<b>1'33.599</b>	21.859	25.246	21.470	25.024	185.8	
13	<b>1'32.965</b>	<b>21.517</b>	25.170	21.569	24.709	185.5	16	<b>1'33.325</b>	21.958	25.123	21.375	24.869	186.5	
14	<b>1'33.945</b>	21.944	25.309	21.768	24.924	178.2	17	1'33.977 *	22.600	25.188	21.562	24.627 *	177.6	
15	<b>1'33.230</b>	21.951	25.073	21.586	24.620	187.5	18	<b>1'33.369</b>	22.068	25.253	21.551	<b>24.497</b>	178.5	
16	<b>1'33.921</b>	21.902	25.252	21.690	25.077	181.5								
17	<b>1'33.567</b>	22.177	25.105	21.676	24.609	176.7	<b>4th</b>	<b>28</b>	<b>Kevin FARKAS</b>					FAIRIUM Next Gener HUN
18	<b>1'33.408</b>	22.066	25.104	21.520	24.718	178.8	1	1'35.692	23.171	25.683	21.980	24.858		

2	<b>1'33.191</b>	21.900	25.400	21.529	24.362	<b>190.8</b>
3	<b>1'33.081</b>	21.549	25.260	21.720	24.552	190.1
4	<b>1'33.049</b>	21.771	25.212	21.527	24.539	186.8
5	<b>1'32.919</b>	<b>21.504</b>	25.304	21.525	24.586	188.4
6	<b>1'33.216</b>	21.752	25.210	21.405	24.849	187.5
7	<b>1'33.717</b>	21.807	25.283	21.584	25.043	187.5
8	<b>1'32.929</b>	21.634	<b>25.178</b>	21.463	24.654	189.1
9	<b>1'33.378</b>	21.757	25.250	21.432	24.939	184.9
10	<b>1'33.314</b>	21.932	25.371	21.610	24.401	184.3
11	<b>1'34.643</b>	22.283	25.333	21.789	25.238	183.0
12	<b>1'33.078</b>	21.699	25.310	<b>21.368</b>	24.701	187.1
13	<b>1'33.465</b>	22.141	25.241	21.739	<b>24.344</b>	183.6
14	<b>1'33.614</b>	21.967	25.233	21.815	24.599	185.2
15	<b>1'33.326</b>	21.715	25.301	21.728	24.582	186.2
16	<b>1'33.170</b>	21.621	25.189	21.627	24.733	189.4
17	<b>1'33.656</b>	21.955	25.290	21.666	24.745	185.8
18	<b>1'33.510</b>	21.886	25.185	21.672	24.767	184.6

1	1'33.878	21.709	25.420	21.783	24.966	98.5
2	<b>1'34.093</b>	22.502	25.307	21.397	24.887	181.8
3	<b>1'32.812</b>	21.823	25.127	<b>21.234</b>	24.628	182.4
4	<b>1'32.611</b>	21.573	25.010	21.531	24.497	184.3
5	<b>1'33.259</b>	21.933	25.103	21.504	24.719	180.6
6	<b>1'33.714</b>	22.115	25.058	21.538	25.003	181.8
7	<b>1'33.808</b>	22.004	25.182	21.801	24.821	181.5
8	<b>1'33.276</b>	<b>21.462</b>	25.289	21.535	24.990	<b>187.5</b>
9	<b>1'33.165</b>	21.889	25.334	21.476	24.466	181.8
10	<b>1'33.444</b>	21.972	25.265	21.512	24.695	183.0
11	<b>1'34.070</b>	22.389	25.356	21.881	<b>24.444</b>	178.2
12	<b>1'33.039</b>	21.847	25.165	21.583	24.444	180.6
13	<b>1'33.208</b>	21.909	<b>24.998</b>	21.559	24.742	181.2
14	<b>1'33.463</b>	21.981	25.251	21.747	24.484	181.8
15	<b>1'34.042</b>	21.880	25.326	21.657	25.179	181.8
16	<b>1'33.583</b>	22.031	25.077	21.480	24.995	185.5
17	<b>1'33.557</b>	21.902	25.197	21.686	24.772	180.9
18	<b>1'33.396</b>	22.134	25.077	21.514	24.671	181.8

5th	<b>81</b>	<b>Lorenz LUCIANO</b>					Junior Black Knights BEL
1	1'33.953	22.479	25.413	21.423	24.638		
2	<b>1'33.464</b>	22.150	25.333	<b>21.268</b>	24.713	183.0	
3	1'33.666 *	22.097	25.238	21.333	24.998 *	180.9	
4	<b>1'32.874</b>	21.852	<b>25.013</b>	21.427	24.582	<b>187.8</b>	
5	<b>1'33.324</b>	22.151	25.263	21.269	24.641	181.8	
6	<b>1'33.243</b>	21.845	25.045	21.344	25.009	184.6	

**Fastest Lap:** Niklas KITZBICHLER      Racing-Team-Kitzbich AUT      **1'32.474**      21.591      24.920      21.310      24.653

DORNA DATA PROCESSING TIMING SERVICE DORNA DATA PROCESSING TIMING SERVICE DORNA DATA PROCESSING TIMING SERVICE DORNA DATA PROCESSING TIMING SERVICE DORNA DATA PROCESSING TIMING SERVICE DORNA DATA PROCESSING TIMING SERVICE DORNA DATA PROCCEESSS



# Race Nr. 2

NTC

Lap	Lap Time	T1	T2	T3	T4	Speed	Lap	Lap Time	T1	T2	T3	T4	Speed	
7	1'33.453	21.726	25.238	21.816	24.673	184.9	<b>8th 23</b> Stepan ZUDA Motoracing23 Klub V CZE	1	1'38.003	24.966	26.407	22.010	24.620	130.2
8	1'33.199	21.898	25.117	21.526	24.658	180.0		2	<b>1'34.814</b>	22.171	25.510	21.707	25.426	<b>189.1</b>
9	1'33.343	21.861	25.241	21.691	24.550	179.1		3	<b>1'33.566</b>	21.814	25.565	21.486	24.701	187.5
10	1'33.611	21.953	25.300	21.561	24.797	180.3		4	<b>1'33.587</b>	21.962	25.366	21.556	24.703	182.7
11	1'34.566	22.478	25.320	21.867	24.901	181.8		5	1'32.967 *	21.906	25.243	<b>21.310</b>	24.508*	183.0
12	1'33.290	21.841	25.303	21.519	24.627	185.2		6	<b>1'33.403</b>	21.881	25.346	21.479	24.697	184.9
13	<b>1'32.806</b>	<b>21.707</b>	25.129	21.534	<b>24.436</b>	181.2		7	1'33.398 *	21.875	25.369	21.466	24.688*	182.4
14	1'33.246	21.807	25.159	21.674	24.606	185.5		8	<b>1'33.501</b>	21.952	<b>25.226</b>	21.502	24.821	181.5
15	1'33.489	21.872	25.220	21.659	24.738	185.5		9	<b>1'33.806</b>	22.022	25.520	21.570	24.694	181.5
16	1'34.073	22.023	25.172	21.650	25.228	181.5		10	<b>1'33.300</b>	21.817	25.409	21.485	<b>24.589</b>	182.1
17	1'33.966	22.343	25.316	21.602	24.705	182.4		11	<b>1'33.515</b>	21.982	25.318	21.491	24.724	181.8
18	1'33.491	22.103	25.160	21.481	24.747	187.1		12	<b>1'33.539</b>	21.924	25.350	21.608	24.657	180.3

6th 68 Kas BEEKMANS		Team KNMV				NED
1	1'34.432	22.600	25.339	21.702	24.791	
2	<b>1'33.642</b>	22.040	25.274	21.322	25.006	184.6
3	<b>1'33.148</b>	22.046	25.081	<b>21.188</b>	24.833	185.2
4	<b>1'32.970</b>	22.210	25.048	21.369	<b>24.343</b>	185.2
5	<b>1'33.333</b>	21.991	25.248	21.380	24.714	181.8
6	<b>1'33.765</b>	21.939	25.111	21.510	25.205	180.6
7	<b>1'33.726</b>	21.818	25.235	21.520	25.153	185.2
8	<b>1'33.068</b>	<b>21.661</b>	25.085	21.631	24.691	185.5
9	<b>1'33.430</b>	21.865	25.165	21.406	24.994	184.9
10	<b>1'33.359</b>	21.830	25.342	21.555	24.632	183.9
11	<b>1'33.948</b>	22.079	25.326	21.674	24.869	183.6
12	<b>1'33.332</b>	21.807	25.299	21.420	24.806	183.9
13	<b>1'33.904</b>	22.813	25.294	21.375	24.422	180.9
14	<b>1'33.066</b>	21.733	25.153	21.683	24.497	184.6
15	<b>1'33.679</b>	22.003	25.272	21.761	24.643	181.8
16	<b>1'33.078</b>	21.693	<b>25.013</b>	21.630	24.742	<b>185.8</b>
17	<b>1'33.989</b>	22.206	25.321	21.473	24.989	184.3
18	<b>1'33.299</b>	21.852	25.230	21.366	24.851	185.2

7th 94 Niklas KITZBICHLE		Racing-Team-Kitzbich				AUT
1	1'34.980	23.217	25.680	21.635	<b>24.448</b>	
2	<b>1'32.898</b>	21.795	25.087	21.284	24.732	186.2
3	<b>1'33.423</b>	21.790	25.170	21.395	25.068	188.1
4	<b>1'33.135</b>	21.954	25.158	21.364	24.659	188.4
5	<b>1'33.037</b>	<b>21.484</b>	25.132	21.500	24.921	186.8
6	<b>1'33.236</b>	21.832	25.205	21.432	24.767	186.8
7	<b>1'33.855</b>	22.095	25.228	21.611	24.921	185.2
8	<b>1'32.817</b>	21.598	25.264	<b>21.246</b>	24.709	182.7
9	<b>1'33.581</b>	21.831	25.139	21.666	24.945	184.6
10	<b>1'33.379</b>	21.981	25.122	21.496	24.780	180.6
11	<b>1'34.077</b>	21.811	25.542	21.830	24.894	183.9
12	<b>1'33.513</b>	21.730	25.239	21.751	24.793	184.9
13	1'33.930 *	21.985	25.316	22.143*	24.486	177.3
14	<b>1'32.474</b>	21.591	<b>24.920</b>	21.310	24.653	187.1
15	<b>1'33.654</b>	21.716	25.134	21.735	25.069	<b>188.8</b>
16	<b>1'33.558</b>	21.767	25.025	21.612	25.154	188.1
17	<b>1'34.141</b>	22.347	25.244	21.776	24.774	180.0
18	<b>1'33.582</b>	21.889	25.166	21.927	24.600	187.1

9th 56 Jonas KOCOUREK		JRT Brno Circuit				CZE
1	1'35.334	23.043	25.662	21.746	24.883	
2	<b>1'33.812</b>	22.108	25.396	21.511	24.797	186.8
3	<b>1'33.734</b>	21.963	25.355	21.572	24.844	<b>188.1</b>
4	<b>1'33.880</b>	<b>21.762</b>	25.487	21.915	<b>24.716</b>	186.8
5	<b>1'35.130</b>	22.070	25.698	22.254	25.108	186.5
6	<b>1'34.697</b>	22.159	25.375	22.045	25.118	183.9
7	<b>1'33.520</b>	21.968	25.207	21.485	24.860	185.2
8	<b>1'33.365</b>	21.906	<b>25.174</b>	<b>21.480</b>	24.805	184.9
9	<b>1'33.891</b>	22.049	25.380	21.695	24.767	185.5
10	<b>1'33.470</b>	21.828	25.297	21.492	24.853	185.5
11	<b>1'33.591</b>	21.955	25.314	21.542	24.780	184.6
12	<b>1'33.964</b>	21.901	25.298	21.767	24.998	183.0
13	<b>1'33.696</b>	21.918	25.269	21.618	24.891	181.8
14	<b>1'34.314</b>	21.930	25.383	21.767	25.234	183.0
15	<b>1'34.868</b>	22.076	25.568	22.052	25.172	181.2
16	<b>1'34.358</b>	21.969	25.383	21.934	25.072	180.9
17	<b>1'35.201</b>	22.089	25.620	22.367	25.125	180.9
18	<b>1'34.959</b>	22.237	25.574	21.993	25.155	178.5

10th 44 Tibor VARGA		Forty Racing Team				HUN
1	1'36.547	23.641	25.944	21.830	25.132	
2	<b>1'33.581</b>	22.063	25.440	<b>21.330</b>	24.748	189.4
3	<b>1'33.529</b>	21.880	25.640	21.522	<b>24.487</b>	187.8
4	<b>1'33.340</b>	<b>21.770</b>	<b>25.305</b>	21.375	24.890	187.8
5	<b>1'34.951</b>	22.131	25.686	21.992	25.142	<b>190.4</b>
6	1'34.929 *	22.609	25.552	21.748	25.020*	182.7
7	<b>1'34.333</b>	22.331	25.510	21.574	24.918	189.1
8	<b>1'33.819</b>	21.897	25.324	21.655	24.943	188.1
9	<b>1'34.403</b>	22.224	25.579	21.820	24.780	183.6
10	<b>1'33.939</b>	22.145	25.440	21.562	24.792	183.3
11	<b>1'34.826</b>	22.478	25.429	21.935	24.984	183.0
12	<b>1'34.667</b>	22.143	25.691	22.015	24.818	184.3

<b>Fastest Lap:</b> Niklas KITZBICHLER	Racing-Team-Kitzbich	AUT	<b>1'32.474</b>	21.591	24.920	21.310	24.653
--	----------------------	-----	-----------------	--------	--------	--------	--------

DORNA DATA PROCESSING TIMING SERVICE DORNA DATA PROCESSING TIMING SERVICE DORNA DATA PROCESSING TIMING SERVICE DORNA DATA PROCESSING TIMING SERVICE DORNA DATA PROCESSING TIMING SERVICE DORNA DATA PROCESSING TIMING SERVICE DORNA DATA PROCESSING TIMING SERVICE DORNA DATA PROCESSES



# Race Nr. 2

NTC

Lap	Lap Time	T1	T2	T3	T4	Speed	Lap	Lap Time	T1	T2	T3	T4	Speed
13	1'33.791	21.919	25.365	21.699	24.808	183.9	6	1'35.166	22.053	25.692	22.245	25.176	185.5
14	1'34.115	22.045	25.411	21.842	24.817	182.7	7	1'35.654	22.093	25.503	22.568	25.490	184.3
15	1'34.178	22.068	25.486	21.811	24.813	183.6	8	1'35.055	22.107	25.816	21.962	25.170	182.4
16	1'34.190	22.128	25.543	21.770	24.749	182.4	9	1'34.989	22.103	25.826	22.025	25.035	184.6
17	1'34.421 *	22.040	25.588	21.799	24.994*	183.9	10	1'35.405	22.242	26.115	21.819	25.229	184.6
18	1'34.122	22.046	25.466	21.796	24.814	183.3	11	1'35.433	22.260	25.955	21.920	25.298	182.1

## 11th 10 Valentino HERRLIC Busch und Wagner R GER

1	1'34.884	22.875	25.329	21.710	24.970	
2	1'33.712	22.289	25.394	21.195	24.834	183.9
3	1'33.795	22.256	25.331	21.693	24.515	186.2
4	1'34.087	22.041	25.602	21.758	24.686	186.2
5	1'35.153	22.474	25.641	22.098	24.940	181.8
6	1'35.049	22.560	25.399	21.992	25.098	179.4
7	1'34.087	22.270	25.495	21.748	24.574	187.8
8	1'34.363	21.893	25.430	21.877	25.163	184.9
9	1'34.340	21.985	25.588	21.899	24.868	186.8
10	1'34.140	22.519	25.455	21.484	24.682	181.8
11	1'34.242	21.888	25.555	22.040	24.759	187.1
12	1'35.110	22.356	25.745	22.260	24.749	180.6
13	1'34.286	22.021	25.634	21.988	24.643	184.3
14	1'34.572	22.005	25.662	22.069	24.836	184.9
15	1'34.788	22.175	25.613	22.092	24.908	182.4
16	1'34.909	22.252	25.582	22.259	24.816	183.3
17	1'35.469	22.233	25.667	22.313	25.256	181.8
18	1'35.077	22.167	25.766	22.250	24.894	181.2

## 12th 12 Martin VINCZE Chrobák Motorsport E HUN

1	1'34.187	22.222	25.654	21.530	24.781	
2	1'34.543 *	22.405	25.700	21.399	25.039*	187.8
3	1'33.740	21.962	25.477	21.779	24.522	189.4
4	1'34.071	21.811	25.711	21.866	24.683	186.5
5	1'35.541	22.102	25.866	22.398	25.175	181.5
6	1'34.692	22.360	25.601	21.707	25.024	184.9
7	1'34.327	22.071	25.600	21.811	24.845	186.2
8	1'34.138	21.824	25.444	21.660	25.210	187.8
9	1'34.337	22.196	25.584	21.718	24.839	184.9
10	1'33.876	22.204	25.424	21.543	24.705	187.1
11	1'34.629	22.171	25.579	21.945	24.934	183.9
12	1'35.113	22.405	25.696	22.095	24.917	180.0
13	1'34.340	21.946	25.562	21.949	24.883	184.3
14	1'34.381	22.038	25.551	21.896	24.896	183.9
15	1'34.780	21.951	25.701	22.084	25.044	183.0
16	1'35.004	21.873	25.817	22.211	25.103	184.6
17	1'35.238	21.790	25.905	22.401	25.142	188.1
18	1'35.286	22.020	25.924	22.247	25.095	181.8

## 13th 48 Lenox PHOMMAR Phommara Team SWI

1	1'37.567	24.543	26.369	21.578	25.077	132.8
2	1'34.573	22.098	25.512	21.950	25.013	186.8
3	1'34.470	22.066	25.657	21.775	24.972	187.1
4	1'33.924	21.950	25.572	21.670	24.732	186.2
5	1'34.291	21.995	25.354	21.912	25.030	185.8

## 14th 27 Loris VENEMAN Kahuna Security Raci NED

1	1'36.984	23.952	26.140	21.743	25.149	
2	1'34.978	22.246	25.886	21.968	24.878	183.0
3	1'34.779	22.418	25.705	21.744	24.912	179.4
4	1'34.334	21.998	25.576	21.793	24.967	185.5
5	1'34.127	22.334	25.532	21.358	24.903	180.6
6	1'34.960	22.093	25.659	21.960	25.248	181.5
7	1'35.381	22.134	25.602	22.261	25.384	182.4
8	1'35.202	22.349	25.727	22.073	25.053	180.3
9	1'35.153	22.207	25.714	22.062	25.170	182.4
10	1'35.409	22.199	25.762	21.973	25.475	181.5
11	1'35.289	22.384	25.800	21.826	25.279	181.8
12	1'35.177	22.498	25.494	22.060	25.125	176.4
13	1'34.355	22.231	25.480	21.819	24.825	180.6
14	1'34.751	22.402	25.537	21.957	24.855	177.0
15	1'35.143	22.319	25.657	22.244	24.923	177.6
16	1'34.900	22.434	25.587	22.133	24.746	178.2
17	1'35.263	22.479	25.772	21.940	25.072	178.2
18	1'35.614	22.646	25.924	21.996	25.048	178.5

## 15th 65 Damian BOESSENK Team KNMV NED

1	1'37.330	24.054	26.159	21.701	25.416	119.3
2	1'35.661	22.696	25.610	21.978	25.377	187.1
3	1'34.833	22.444	25.690	21.779	24.920	182.7
4	1'34.860	22.053	25.609	21.983	25.215	184.3
5	1'34.943	22.197	25.729	22.038	24.979	183.3
6	1'34.696	22.027	25.705	22.147	24.817	184.9
7	1'34.913	22.192	25.655	22.319	24.747	180.6
8	1'34.422	21.998	25.315	22.065	25.044	184.6
9	1'34.813	22.150	25.410	21.881	25.372	184.9
10	1'35.172	22.486	25.581	21.758	25.347	180.3
11	1'35.081	22.230	25.694	22.108	25.049	184.6
12	1'34.729	22.085	25.483	22.004	25.157	183.9
13	1'35.175	22.222	25.516	21.954	25.483	179.1
14	1'35.088	22.596	25.562	22.004	24.926	179.7
15	1'34.533	22.295	25.444	21.916	24.878	183.6
16	1'34.779	22.079	25.621	22.127	24.952	183.9
17	1'35.447	22.562	26.033	21.596	25.256	180.0
18	1'35.434	22.215	25.872	22.003	25.344	184.9

**Fastest Lap:** Niklas KITZBICHLER Racing-Team-Kitzbich AUT **1'32.474** 21.591 24.920 21.310 24.653

DORNA DATA PROCESSING TIMING SERVICE DORNA DATA PROCESSING TIMING SERVICE DORNA DATA PROCESSING TIMING SERVICE DORNA DATA PROCESSING TIMING SERVICE DORNA DATA PROCESSING TIMING SERVICE DORNA DATA PROCESSING TIMING SERVICE DORNA DATA PROCESSING TIMING SERVICE DORNA DATA PROCCEESSS



# Race Nr. 2

**NTC**

Lap	Lap Time	T1	T2	T3	T4	Speed	Lap	Lap Time	T1	T2	T3	T4	Speed	
<b>16th</b>	<b>20</b>	<b>Dustin SCHNEIDER</b> PrüstelGP Juniorteam GER						13	<b>1'36.610</b>	22.586	25.913	22.812	25.299	180.9
							14	<b>1'35.809</b>	22.307	25.806	22.258	25.438	179.4	
1	1'37.768	24.099	26.327	21.655	25.687	118.5	15	<b>1'35.561</b>	22.228	25.680	22.132	25.521	179.7	
2	<b>1'35.417</b>	22.590	25.665	21.724	25.438	180.3	16	<b>1'36.230</b>	22.514	25.942	22.211	25.563	180.0	
3	<b>1'34.799</b>	22.402	25.714	21.674	25.009	184.6	17	<b>1'36.045</b>	22.490	25.706	22.207	25.642	179.7	
4	<b>1'34.878</b>	22.358	25.449	21.873	25.198	175.3	18	<b>1'35.533</b>	22.377	25.723	22.263	25.170	179.1	
5	<b>1'34.870</b>	22.179	25.663	22.000	25.028	180.9	<b>19th</b> <b>15</b> <b>Julius COENEN</b> Helena und Julius Ra GER							
6	<b>1'34.946</b>	22.093	25.670	22.084	25.099	183.0	1	1'39.781	24.927	27.339	22.181	25.334	127.9	
7	<b>1'34.767</b>	21.984	25.591	22.298	<b>24.894</b>	187.8	2	<b>1'37.153</b>	23.233	26.345	22.300	25.275	<b>190.4</b>	
8	<b>1'34.323</b>	21.949	25.404	21.885	25.085	188.8	3	<b>1'35.976</b>	22.785	26.067	21.880	25.244	183.6	
9	<b>1'34.925</b>	22.202	25.533	21.769	25.421	184.9	4	<b>1'35.621</b>	22.657	26.029	<b>21.736</b>	25.199	184.9	
10	<b>1'35.511</b>	22.400	25.567	21.839	25.705	185.8	5	<b>1'35.902</b>	22.636	26.085	21.972	25.209	187.8	
11	<b>1'35.199</b>	22.531	25.677	22.007	24.984	180.6	6	<b>1'35.510</b>	22.474	26.006	21.894	25.136	186.8	
12	<b>1'35.019</b>	22.381	<b>25.308</b>	21.811	25.519	174.7	7	<b>1'35.528</b>	22.466	26.027	21.937	25.098	182.4	
13	<b>1'34.652</b>	<b>21.788</b>	25.403	21.784	25.677	<b>192.8</b>	8	<b>1'36.141</b>	22.497	26.184	22.128	25.332	181.8	
14	<b>1'35.150</b>	22.283	25.570	22.195	25.102	188.1	9	<b>1'35.934</b>	22.541	26.031	22.020	25.342	180.9	
15	<b>1'34.721</b>	22.159	25.669	21.788	25.105	191.1	10	<b>1'35.698</b>	22.462	26.038	22.106	25.092	182.1	
16	<b>1'34.270</b>	21.894	25.377	22.029	24.970	190.4	11	<b>1'35.671</b>	22.389	<b>25.877</b>	22.241	25.164	182.7	
17	<b>1'35.435</b>	22.511	25.970	<b>21.616</b>	25.338	183.3	12	<b>1'35.844</b>	22.570	25.958	22.222	25.094	182.4	
18	<b>1'35.340</b>	22.348	25.862	21.930	25.200	187.8	13	<b>1'37.150</b>	22.536	26.010	23.285	25.319	183.0	
<b>17th</b> <b>19</b> <b>Rio OLOFSEN</b> Team KNMV NED							14	<b>1'35.986</b>	22.475	25.930	22.410	25.171	185.5	
1	1'39.190	24.772	27.079	22.174	25.165	124.4	15	<b>1'35.295</b>	<b>22.286</b>	25.890	21.884	25.235	184.3	
2	<b>1'35.880</b>	22.734	25.853	22.151	25.142	<b>187.8</b>	16	<b>1'36.229</b>	22.658	26.235	22.188	25.148	185.5	
3	<b>1'35.771</b>	22.576	26.081	<b>22.020</b>	25.094	183.6	17	<b>1'35.645</b>	22.493	26.026	22.014	25.112	185.2	
4	<b>1'35.996</b>	22.350	26.159	22.348	25.139	183.9	18	<b>1'35.837</b>	22.824	26.007	22.000	<b>25.006</b>	179.1	
5	<b>1'35.246</b>	22.262	25.760	22.050	25.174	180.6	<b>20th</b> <b>93</b> <b>Korbinian BRANDL</b> RBR - Racing GER							
6	<b>1'35.199</b>	22.373	<b>25.646</b>	22.084	25.096	180.3	1	1'38.738	24.408	26.878	22.241	25.211	126.0	
7	<b>1'35.398</b>	22.258	25.850	22.249	<b>25.041</b>	180.3	2	<b>1'35.553</b>	22.327	25.913	21.943	25.370	184.3	
8	<b>1'35.690</b>	22.244	25.820	22.289	25.337	180.0	3	<b>1'36.241</b>	22.389	26.056	22.200	25.596	183.0	
9	<b>1'36.955</b>	22.866	25.868	22.598	25.623	179.4	4	<b>1'36.702</b>	22.427	26.290	22.379	25.606	180.0	
10	<b>1'36.291</b>	22.392	26.060	22.443	25.396	181.5	5	<b>1'35.341</b>	22.217	25.844	<b>21.881</b>	25.399	182.4	
11	<b>1'36.314</b>	22.259	25.812	23.098	25.145	179.7	6	<b>1'35.357</b>	22.298	25.824	22.021	25.214	182.1	
12	<b>1'35.308</b>	22.307	25.652	22.176	25.173	179.7	7	<b>1'35.156</b>	22.319	<b>25.704</b>	21.903	25.230	181.5	
13	<b>1'35.565</b>	<b>22.228</b>	25.822	22.299	25.216	180.0	8	<b>1'35.626</b>	22.286	25.801	22.331	25.208	182.1	
14	<b>1'35.869</b>	22.343	25.963	22.315	25.248	179.1	9	<b>1'36.490</b>	22.376	25.894	22.651	25.569	182.1	
15	<b>1'35.560</b>	22.268	25.838	22.215	25.239	179.4	10	<b>1'36.631</b>	22.856	26.061	22.380	25.334	178.8	
16	<b>1'36.205</b>	22.384	26.184	22.325	25.312	178.8	11	<b>1'37.249</b>	22.428	26.025	23.146	25.650	183.9	
17	<b>1'35.557</b>	22.245	25.859	22.271	25.182	178.8	12	<b>1'36.055</b>	<b>22.092</b>	26.155	22.257	25.551	186.2	
18	<b>1'35.963</b>	22.287	25.995	22.414	25.267	178.2	13	<b>1'36.610</b>	22.457	26.028	22.603	25.522	183.9	
<b>18th</b> <b>2</b> <b>Jordan BARTUCCA</b> Allesauto Racing SWI							14	<b>1'35.668</b>	22.329	25.802	22.090	25.447	179.7	
1	1'37.520	24.219	26.323	21.705	25.273	120.5	15	<b>1'35.968</b>	22.376	25.955	22.130	25.507	181.5	
2	<b>1'35.103</b>	22.325	25.449	22.024	25.305	<b>190.4</b>	16	<b>1'36.507</b>	22.654	26.390	22.045	25.418	<b>187.5</b>	
3	<b>1'34.472</b>	22.450	<b>25.271</b>	21.617	25.134	182.1	17	<b>1'35.629</b>	22.380	25.986	22.098	25.165	185.5	
4	<b>1'33.926</b>	22.191	25.469	<b>21.472</b>	<b>24.794</b>	185.8	18	<b>1'35.758</b>	22.607	25.963	22.026	<b>25.162</b>	181.2	
5	<b>1'34.381</b>	22.207	25.504	21.521	25.149	183.0	<b>21st</b> <b>24</b> <b>Julius Cesar RÖRIG</b> MCA Racing GER							
6	<b>1'35.067</b>	22.271	25.423	21.933	25.440	186.5	1	1'38.964	24.438	27.129	22.190	25.207	119.4	
7	<b>1'34.987</b>	22.099	25.473	22.188	25.227	186.2	2	<b>1'36.358</b>	23.336	25.955	<b>21.809</b>	25.258	183.3	
8	<b>1'35.662</b>	22.674	25.648	22.209	25.131	180.0	3	<b>1'37.172</b>	23.157	26.223	22.127	25.665	183.3	
9	<b>1'35.044</b>	22.051	25.724	22.003	25.266	187.1	4	<b>1'36.215</b>	22.709	25.894	22.052	25.560	178.8	
10	<b>1'35.362</b>	22.195	25.795	21.837	25.535	185.5	5	<b>1'35.877</b>	22.650	26.116	22.019	25.092	184.6	
11	<b>1'48.032</b>	<b>22.019</b>	25.847	33.932	26.234	188.4	<b>Fastest Lap:</b> Niklas KITZBICHLER Racing-Team-Kitzbich AUT <b>1'32.474</b> 21.591 24.920 21.310 24.653							
12	<b>1'35.295</b>	22.313	25.657	22.295	25.030	182.4	<small>DORNA DATA PROCESSING TIMING SERVICE DORNA DATA PROCESSING TIMING SERVICE DORNA DATA PROCESSING TIMING SERVICE DORNA DATA PROCESSING TIMING SERVICE DORNA DATA PROCESSING TIMING SERVICE DORNA DATA PROCESSING TIMING SERVICE DORNA DATA PROCCEESSS</small>							



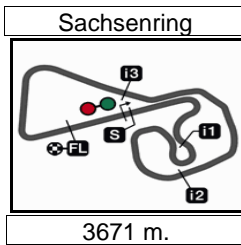
**Race Nr. 2**
**NTC**

Lap	Lap Time	T1	T2	T3	T4	Speed	Lap	Lap Time	T1	T2	T3	T4	Speed
6	1'36.545	22.718	25.930	22.207	25.690	185.8	<b>24th</b>	<b>7</b>	<b>Mateusz MOLIK</b>	Speed Day Junior Ra			POL
7	1'35.896	22.792	25.974	21.947	25.183	182.7							
8	1'36.088	23.063	25.725	21.866	25.434	178.8							
9	1'35.924	22.905	25.915	22.101	25.003	178.8	1	1'37.243	23.787	26.107	21.760	25.589	
10	1'35.783	22.731	25.912	22.034	25.106	184.3	2	1'35.494	21.817	25.965	21.992	25.720	190.8
11	1'35.856	22.895	25.774	22.162	25.025	175.0	3	1'34.937	22.510	25.772	21.774	24.881	184.9
12	1'35.701	22.716	25.725	22.193	25.067	180.3	4	1'34.966	21.936	25.856	22.113	25.061	186.8
13	1'35.657	22.369	25.341	22.423	25.524	178.8	5	1'34.850	22.024	25.908	21.989	24.929	183.0
14	1'36.222	22.534	25.828	22.399	25.461	184.9	6	1'34.981	21.992	25.859	22.100	25.030	183.6
15	1'35.393	22.693	25.533	21.949	25.218	178.8	7	1'34.651	21.848	25.814	22.069	24.920	183.9
16	1'36.456	22.781	26.113	22.104	25.458	179.4	8	1'34.366	21.823	25.572	21.829	25.142	184.3
17	1'35.694	22.458	25.817	22.163	25.256	182.7	9	1'34.998	21.980	25.682	21.822	25.514	187.8
18	1'35.838	22.544	25.865	22.128	25.301	179.1	10	1'35.458	22.169	25.758	21.776	25.755	185.8
							11	1'35.042	22.111	25.696	22.195	25.040	189.1
<b>22nd</b>	<b>25</b>	<b>Kimi GUNDERMAN</b>		KG – Racing	SWI		12	1'35.256	22.369	25.610	21.746	25.531	186.2
1	1'39.984	25.157	27.369	22.144	25.314	125.1	13	1'34.635	22.158	25.601	21.701	25.175	187.5
2	1'37.025	22.839	26.426	22.266	25.494	192.5	14	1'35.143	22.130	25.716	22.271	25.026	185.5
3	1'36.233	22.856	26.310	21.984	25.083	185.5	15	1'34.772	22.205	25.761	21.824	24.982	188.8
4	1'35.671	22.541	26.151	21.882	25.097	192.1							
5	1'36.117	22.693	26.346	22.007	25.071	189.1	<b>25th</b>	<b>77</b>	<b>Noel WILLEMSSEN</b>	PrüstelGP Juniorteam GER			
6	1'35.960	22.482	26.155	21.829	25.494	189.1	1	1'35.873	23.363	25.768	21.796	24.946	
7	1'36.409	23.141	26.278	21.819	25.171	180.9	unfinished	22.063	25.458	21.765		186.2	
8	1'35.738	22.852	25.850	21.756	25.280	185.5							
9	1'35.732	22.620	26.024	22.015	25.073	185.8							
10	1'36.082	22.693	25.995	22.012	25.382	183.6							
11	1'36.120	23.006	26.143	21.865	25.106	185.2							
12	1'35.492	22.486	25.842	22.023	25.141	188.4							
13	1'35.615	22.525	25.800	22.242	25.048	183.3							
14	1'36.059	22.588	25.874	22.237	25.360	184.6							
15	1'35.213	22.418	25.690	21.809	25.296	185.8							
16	1'36.180	22.721	26.030	22.145	25.284	189.4							
17	1'35.602	22.408	26.071	21.938	25.185	189.1							
18	1'36.421	22.780	25.986	21.969	25.686	183.6							
<b>23rd</b>	<b>18</b>	<b>Noa CUYBERS</b>		Junior Black Knights	BEL								
1	1'39.538	24.644	27.008	22.159	25.727	125.0							
2	1'36.138	23.068	26.020	21.807	25.243	187.5							
3	1'36.495	22.539	26.277	22.163	25.516	188.4							
4	1'36.189	22.689	25.996	22.071	25.433	183.0							
5	1'35.902	22.486	26.120	22.051	25.245	183.6							
6	1'36.704	22.810	26.011	22.023	25.860	181.8							
7	1'36.293	22.751	25.949	22.070	25.523	181.5							
8	1'35.619	22.594	25.735	21.831	25.459	184.3							
9	1'35.862	22.611	26.044	22.007	25.200	182.1							
10	1'36.070	22.558	25.806	22.081	25.625	183.0							
11	1'36.111	22.713	26.438	21.896	25.064	180.0							
12	1'37.065	22.185	25.880	23.628	25.372	184.3							
13	1'37.026 *	22.670	25.942	22.295	26.119 *	183.0							
14	1'37.133	22.742	26.127	22.453	25.811	180.3							
15	1'37.103	22.770	26.102	22.358	25.873	180.0							
16	1'38.607	23.238	26.654	22.834	25.881	177.9							
17	1'38.889	23.237	26.596	23.020	26.036	176.1							
18	1'42.780 P	23.183	27.306	23.332	28.959	175.6							

**Fastest Lap:** Niklas KITZBICHLER Racing-Team-Kitzbich AUT **1'32.474** 21.591 24.920 21.310 24.653

DORNA DATA PROCESSING TIMING SERVICE DORNA DATA PROCESSING TIMING SERVICE DORNA DATA PROCESSING TIMING SERVICE DORNA DATA PROCESSING TIMING SERVICE DORNA DATA PROCESSING TIMING SERVICE DORNA DATA PROCCESSS



Results and timing service provided by **TISSOT**

**NTC**

**LIQUI MOLY MOTORRAD GRAND PRIX DEUTSCHLAND**  
**Official Starting Grid**

Race : 18 laps = 66.078 km



1	<b>1</b> 1'32.274 <b>59 Jakub GURECKY</b> KTM	<b>2</b> 1'32.834 <b>81 Lorenz LUCIANO</b> KTM	<b>3</b> 1'33.106 <b>92 Rossi MOOR</b> KTM
2	<b>4</b> 1'33.399 <b>68 Kas BEEKMANS</b> KTM	<b>5</b> 1'33.401 <b>6 Jacopo HOSCIUC</b> KTM	<b>6</b> 1'33.736 <b>12 Martin VINCZE</b> KTM
3	<b>7</b> 1'33.785 <b>56 Jonas KOCOUREK</b> KTM	<b>8</b> 1'33.847 <b>94 Niklas KITZBICHLER</b> KTM	<b>9</b> 1'33.990 <b>10 Valentino HERRLICH</b> KTM
4	<b>10</b> 1'34.216 <b>77 Noel WILLEMSSEN</b> KTM	<b>11</b> 1'34.273 <b>44 Tibor VARGA</b> KTM	<b>12</b> 1'34.783 <b>7 Mateusz MOLIK</b> KTM
5	<b>13</b> 1'34.800 <b>20 Dustin SCHNEIDER</b> KTM	<b>14</b> 1'34.801 <b>27 Loris VENEMAN</b> KTM	<b>15</b> 1'35.039 <b>28 Kevin FARKAS</b> KTM
6	<b>16</b> 1'35.063 <b>65 Damian BOESSENKOOL</b> KTM	<b>17</b> 1'35.188 <b>2 Jordan BARTUCCA</b> KTM	<b>18</b> 1'35.212 <b>24 Julius Cesar RÖRIG</b> KTM
7	<b>19</b> 1'36.324 <b>18 Noa CUYPERS</b> KTM	<b>20</b> 1'36.506 <b>19 Rio OLOFSEN</b> KTM	<b>21</b> 1'36.633 <b>15 Julius COENEN</b> KTM
8	<b>22</b> 1'37.792 <b>93 Korbinian BRANDL</b> KTM	<b>23</b> 1'38.428 <b>25 Kimi GUNDERMANN</b> KTM	<b>24</b> <b>23 Stepan ZUDA</b> KTM

The results are provisional until the end of the limit for protest and appeals and until the ratification of the Event Management Committee.


Time limit for protest expires 60' at the latest after publication of the results - ..... Time: .....

DORNA DATA PROCESSING TIMING SERVICE DORNA DATA PROCESSING TIMING SERVICE DORNA DATA PROCESSING TIMING SERVICE DORNA DATA PROCESSING TIMING SERVICE DORNA DATA PROCESSING TIMING SERVICE DORNA DATA PROCESSING TIMING SERVICE DORNA DATA PROCESSING TIMING SERVICE DORNA DATA PROCESSING TIMING SERVICE DORNA DATA PROCESSING TIMING SERVICE DORNA DATA PROCESSING





Sachsenring

Results and timing service provided by  **TISSOT****NTC**

3671 m.

# LIQUI MOLY MOTORRAD GRAND PRIX DEUTSCHLAND

## Race Nr. 2

### Lap Chart

Pos     1   2   3   4   5   6   7   8   9   10   11   12   13   14   15   16   17   18   19   20   21   22   23   24   25  
 Grid    59 81 **92** 68   6   12 56 94 10 77 44   7 20 27 28 65   2 24 18 19 15 93 25 23 48

1 **92** 59 81 12   6 68 10 94 56 28 77 44 27   7 65   2 48 20 23 93 24 19 18 15 25  
 2 81 **92**   6 94 59 68 10 12 28 56 44 27 48   2   7 23 65 20 93 19 24 18 15 25  
 3 **92** 59   6 81 68 94 28 10 12 56 44 23 48 27   2   7 65 20 93 19 18 24 15 25  
 4 59 **92**   6 81 68 94 28 10 12 56 44 23 48   2 27   7 65 20 19 93 18 15 24 25  
 5 **92** 59   6 81 94 68 28 10 56 44 12 23 48 27   2   7 65 20 19 93 18 15 24 25  
 6 **92**   6 59 81 94 28 68 23 56 10 12 44 48 27   2 65   7 20 19 93 15 18 25 24  
 7 81 59 **92**   6 94 28 68 23 56 10 12 44   2 27 48   7 65 20 19 93 15 24 18 25  
 8 81 94 59 **92** 28   6 68 23 56 44 10 12 48 27   2   7 65 20 19 93 15 18 24 25  
 9 81 59 94 **92** 28   6 68 23 56 44 10 12 48 27   2 65   7 20 93 19 15 18 25 24  
 10 **92** 59 81 94 28   6 68 23 56 44 12 10 48 27   2 65   7 20 19 93 15 18 24 25  
 L 11 59 **92** 94   6 81 68 28 23 56 10 12 44 48 27 65   7 20 19 15 93   2 24 18 25  
 a 12 59 **92**   6 94 81 68 28 23 56 44 10 12 65 27 48   7 20 19 15   2 93 24 25 18  
 P 13 **92** 59 81   6 28 94 68 23 56 44 10 12 27 48 65   7 20 19   2 93 15 24 25 18  
 S 14 59 81 **92** 94   6 68 28 23 56 44 10 12 27 48 65   7 20 19   2 93 15 25 24 18  
 15 **92** 81 59 94   6 28 68 23 56 44 10 12 27 48 65   7 20 19   2 15 93 25 24 18  
 16 **92**   6 59 94 81 28 68 23 56 44 10 12 48 27 65 20 19   2 15 25 93 24 18  
 17 **92** 59   6 28 81 94 68 23 56 44 12 10 27 48 65 20 19 15   2 25 93 24 18  
 18 **92** 59   6 28 81 68 94 23 56 44 10 12 48 27 65 20 19   2 15 93 24 25 18

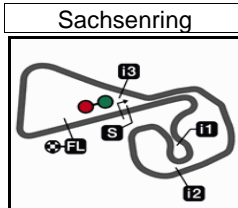
 Winner

 Lapped rider

DORNA DATA PROCESSING TIMING SERVICE DORNA DATA PROCESSING TIMING SERVICE DORNA DATA PROCESSING TIMING SERVICE DORNA DATA PROCESSING TIMING SERVICE DORNA DATA PROCESSING TIMING SERVICE DORNA DATA  
PROCESSING TIMING SERVICE DORNA DATA PROCESSING TIMING SERVICE DORNA DATA PROCESSING TIMING SERVICE DORNA DATA PROCCEESSS



Sachsenring, Sunday, June 20, 2021



3671 m.

## LIQUI MOLY MOTORRAD GRAND PRIX DEUTSCHLAND

## Race Nr. 2

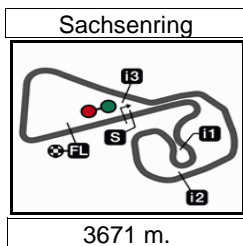
## Fastest Lap of Each Rider

	Rider	Nation	Team	Motorcycle	Time	Lap Total	Gap
1	94 Niklas KITZBICHLER	AUT	Racing-Team-Kitzbichler	KTM	<b>1'32.474</b>	14 18	
2	59 Jakub GURECKY	CZE	JRT Brno Circuit	KTM	<b>1'32.611</b>	4 18	0.137 0.137
3	81 Lorenz LUCIANO	BEL	Junior Black Knights Team	KTM	<b>1'32.806</b>	13 18	0.332 0.195
4	28 Kevin FARKAS	HUN	FAIRIUM Next Generation Riders Te	KTM	<b>1'32.919</b>	5 18	0.445 0.113
5	92 Rossi MOOR	HUN	FAIRIUM Next Generation Riders Te	KTM	<b>1'32.954</b>	5 18	0.480 0.035
6	68 Kas BEEKMANS	NED	Team KNMV	KTM	<b>1'32.970</b>	4 18	0.496 0.016
7	6 Jacopo HOSCIUC	ROU	Hos Racing Team	KTM	<b>1'32.972</b>	4 18	0.498 0.002
8	23 Stepan ZUDA	CZE	Motoracing23 Klub V ACR	KTM	<b>1'33.300</b>	10 18	0.826 0.328
9	44 Tibor VARGA	HUN	Forty Racing Team	KTM	<b>1'33.340</b>	4 18	0.866 0.040
10	56 Jonas KOCOUREK	CZE	JRT Brno Circuit	KTM	<b>1'33.365</b>	8 18	0.891 0.025
11	10 Valentino HERRLICH	GER	Busch und Wagner Racing Team	KTM	<b>1'33.712</b>	2 18	1.238 0.347
12	12 Martin VINCZE	HUN	Chrobák Motorsport Egyesület	KTM	<b>1'33.740</b>	3 18	1.266 0.028
13	48 Lenox PHOMMARA	SWI	Phommara Team	KTM	<b>1'33.924</b>	4 18	1.450 0.184
14	2 Jordan BARTUCCA	SWI	Allesauto Racing	KTM	<b>1'33.926</b>	4 18	1.452 0.002
15	27 Loris VENEMAN	NED	Kahuna Security Racing	KTM	<b>1'34.127</b>	5 18	1.653 0.201
16	20 Dustin SCHNEIDER	GER	PrüstelGP Juniorteam	KTM	<b>1'34.270</b>	16 18	1.796 0.143
17	7 Mateusz MOLIK	POL	Speed Day Junior Racing Team	KTM	<b>1'34.366</b>	8 15	1.892 0.096
18	65 Damian BOESSENKOOL	NED	Team KNMV	KTM	<b>1'34.422</b>	8 18	1.948 0.056
19	93 Korbinian BRANDL	GER	RBR - Racing	KTM	<b>1'35.156</b>	7 18	2.682 0.734
20	19 Rio OLOFSEN	NED	Team KNMV	KTM	<b>1'35.199</b>	6 18	2.725 0.043
21	25 Kimi GUNDERMANN	SWI	KG – Racing	KTM	<b>1'35.213</b>	15 18	2.739 0.014
22	15 Julius COENEN	GER	Helena und Julius Racing Team - H	KTM	<b>1'35.295</b>	15 18	2.821 0.082
23	24 Julius Cesar RÖRIG	GER	MCA Racing	KTM	<b>1'35.393</b>	15 18	2.919 0.098
24	18 Noa CUYPERS	BEL	Junior Black Knights Team	KTM	<b>1'35.619</b>	8 18	3.145 0.226









Results and timing service provided by **TISSOT**

After the **LIQUI MOLY MOTORRAD GRAND PRIX DEUTSCHLAND**

**NTC**

## 2021 Riders Performance

(Qualifying Position - Starting Position - Race Position)

Rider	Points	FRA	FRA	DEU	DEU	GER	GER	NED	NED	STY	STY	DUT	DUT	RBR	RBR					
1 GURECKY Jakub	140	3	3	3	3	1	1													
		3-2	3-1	3-1	3-1	1-1	1-2	-	-	-	-	-	-	-	-	-	-	-	-	-
2 LUCIANO Lorenz	98	2	2	4	4	2	2													
		2-1	2-2	4-10	4-2	2-3	2-5	-	-	-	-	-	-	-	-	-	-	-	-	-
3 MOOR Rossi	68	1	1	1	1	3	3													
		1-NL	1-15	1-5	1-5	3-2	3-1	-	-	-	-	-	-	-	-	-	-	-	-	-
4 KOCOUREK Jonas	66	5	5	6	6	7	7													
		5-3	5-NC	6-2	6-3	7-9	7-9	-	-	-	-	-	-	-	-	-	-	-	-	-
5 BEEKMANS Kas	61	6	6	11	11	4	4													
		6-7	6-5	11-8	11-6	4-4	4-6	-	-	-	-	-	-	-	-	-	-	-	-	-
6 HOSCIUC Jacopo	55	4	4	2	2	5	5													
		4-13	4-3	2-NC	2-7	5-5	5-3	-	-	-	-	-	-	-	-	-	-	-	-	-
7 PHOMMARA Lenox	55	8	8	16	16	DS	DS													
		8-4	8-6	16-3	16-4	25-NC	25-13	-	-	-	-	-	-	-	-	-	-	-	-	-
8 KITZBICHLER Niklas	52	10	10	14	14	8	8													
		10-6	10-4	14-12	14-9	8-7	8-7	-	-	-	-	-	-	-	-	-	-	-	-	-
9 VARGA Tibor	33	12	12	7	7	11	11													
		14-9	12-NC	7-6	7-12	11-10	11-10	-	-	-	-	-	-	-	-	-	-	-	-	-
10 FARKAS Kevin	32	15	15	19	19	15	15													
		15-10	15-NC	19-14	19-15	15-6	15-4	-	-	-	-	-	-	-	-	-	-	-	-	-
11 VINCZE Martin	29	11	11	8	8	6	6													
		11-14	11-11	8-7	8-11	6-12	6-12	-	-	-	-	-	-	-	-	-	-	-	-	-
12 ZUDA Stepan	26			5	5	NC	NC													
		-	-	5-9	5-13	24-8	24-8	-	-	-	-	-	-	-	-	-	-	-	-	-
13 BARTUCCA Jordan	23	NC	NC	12	12	17	17													
		21-NC	21-8	12-4	12-NC	17-14	17-18	-	-	-	-	-	-	-	-	-	-	-	-	-

NC=Not classified NL=Not finished first lap NP=Not started race re-start N2=Not finished first lap race re-start EX=Excluded NS=Not Started DS=Disqualified

These data/results cannot be reproduced, stored and/or transmitted in whole or in part by any manner of electronic, mechanical, photocopying, recording, broadcasting or otherwise now known or herein after developed without the previous express consent by the copyright owner, except for reproduction in daily press and regular printed publications on sale to the public within 60 days of the event related to those data/results and always provided that copyright symbol appears together as follows below.  
© DORNA, 2021



	Rider	Points	FRA	FRA	DEU	DEU	GER	GER	NED	NED	STY	STY	DUT	DUT	RBR	RBR					
14	WILLEMSSEN Noel	19	9	9	10	10	10	10													
			9-8	9-NC	10-11	10-10	10-NS	10-NC	-	-	-	-	-	-	-	-	-	-	-	-	-
15	SCHNEIDER Dustin	17	13	13	17	17	13	13													
			12-5	13-13	17-20	17-17	13-13	13-16	-	-	-	-	-	-	-	-	-	-	-	-	-
16	BOESSENKOOL Damian	13	14	14	9	9	16	16													
			13-15	14-NC	9-13	9-8	16-NS	16-15	-	-	-	-	-	-	-	-	-	-	-	-	-
17	HERRLICH Valentino	10			18	18	9	9													
			-	-	18-21	18-NC	9-11	9-11	-	-	-	-	-	-	-	-	-	-	-	-	-
18	OLOFSEN Rio	9	16	16	20	20	20	20													
			16-17	16-7	20-18	20-16	20-18	20-17	-	-	-	-	-	-	-	-	-	-	-	-	-
19	CUYPERS Noa	9	19	19	22	22	19	19													
			19-11	22-12	22-17	22-18	19-NC	19-NC	-	-	-	-	-	-	-	-	-	-	-	-	-
20	RÖRIG Julius Cesar	8	17	17	13	13	18	18													
			17-12	17-16	13-15	13-14	18-15	18-21	-	-	-	-	-	-	-	-	-	-	-	-	-
21	BRANDL Korbinian	7	18	18	23	23	22	22													
			18-NL	18-9	23-16	23-19	22-NL	22-20	-	-	-	-	-	-	-	-	-	-	-	-	-
22	MOLIK Mateusz	6	7	7	15	15	12	12													
			7-18	7-10	15-NC	15-NS	12-16	12-NC	-	-	-	-	-	-	-	-	-	-	-	-	-
23	GUNDERMANN Kimi	2	20	20	21	21	23	23													
			20-16	20-14	21-19	21-20	23-19	23-22	-	-	-	-	-	-	-	-	-	-	-	-	-
24	VENEMAN Loris	2					14	14													
			-	-	-	-	14-NC	14-14	-	-	-	-	-	-	-	-	-	-	-	-	-
25	COENEN Julius	0					21	21													
			-	-	-	-	21-17	21-19	-	-	-	-	-	-	-	-	-	-	-	-	-

NC=Not classified NL=Not finished first lap NP=Not started race re-start N2=Not finished first lap race re-start EX=Excluded NS=Not Started DS=Disqualified

These data/results cannot be reproduced, stored and/or transmitted in whole or in part by any manner of electronic, mechanical, photocopying, recording, broadcasting or otherwise now known or herein after developed without the previous express consent by the copyright owner, except for reproduction in daily press and regular printed publications on sale to the public within 60 days of the event related to those data/results and always provided that copyright symbol appears together as follows below.  
© DORNA, 2021

