Sachsenring

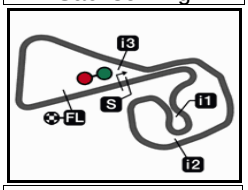

3671 m.

Results and timing service provided by TISSOT

RookiesCup

LIQUI MOLY MOTORRAD GRAND PRIX DEUTSCHLAND

Race Nr. 2

Classification after 19 laps = 69.749 km

Pos			Rider	Nation	Team	Motorcycle	Total Time	Km/h	Gap
1	25	28	**Matteo BERTELLE**	ITA	Red Bull MotoGP Rookies Cup	KTM	**28'33.566**	146.5	
2	20	7	**Daniel MUÑOZ**	SPA	Red Bull MotoGP Rookies Cup	KTM	**28'35.912**	146.3	2.346
3	16	5	**Tatchakorn BUASRI**	THA	Red Bull MotoGP Rookies Cup	KTM	**28'36.095**	146.3	2.529
4	13	92	**Diogo MOREIRA**	BRA	Red Bull MotoGP Rookies Cup	KTM	**28'35.973**	146.3	2.407
5	11	55	**Noah DETTWILER**	SWI	Red Bull MotoGP Rookies Cup	KTM	**28'36.268**	146.3	2.702
6	10	58	**Luca LUNETTA**	ITA	Red Bull MotoGP Rookies Cup	KTM	**28'36.366**	146.2	2.800
7	9	34	**Mario AJI**	INA	Red Bull MotoGP Rookies Cup	KTM	**28'37.349**	146.2	3.783
8	8	29	**Harrison VOIGHT**	AUS	Red Bull MotoGP Rookies Cup	KTM	**28'37.421**	146.2	3.855
9	7	19	**Scott OGDEN**	GBR	Red Bull MotoGP Rookies Cup	KTM	**28'43.324**	145.7	9.758
10	6	77	**Filippo FARIOLI**	ITA	Red Bull MotoGP Rookies Cup	KTM	**28'43.434**	145.6	9.868
11	5	95	**Collin VEIJER**	NED	Red Bull MotoGP Rookies Cup	KTM	**28'43.454**	145.6	9.888
12	4	42	**Soma GÖRBE**	HUN	Red Bull MotoGP Rookies Cup	KTM	**28'43.581**	145.6	10.015
13	3	8	**Eddie O'SHEA**	GBR	Red Bull MotoGP Rookies Cup	KTM	**28'47.734**	145.3	14.168
14	2	13	**Sho NISHIMURA**	JPN	Red Bull MotoGP Rookies Cup	KTM	**28'51.773**	144.9	18.207
15	1	78	**Jakob ROSENTHALER**	AUT	Red Bull MotoGP Rookies Cup	KTM	**29'08.616**	143.5	35.050
16		14	**Cormac BUCHANAN**	NZE	Red Bull MotoGP Rookies Cup	KTM	**29'08.741**	143.5	35.175
17		39	**Bartholomé PERRIN**	FRA	Red Bull MotoGP Rookies Cup	KTM	**29'11.098**	143.3	37.532
Not Classified									
		96	**Daniel HOLGADO**	SPA	Red Bull MotoGP Rookies Cup	KTM	**27'02.256**	146.6	1 lap
		80	**David ALONSO**	COL	Red Bull MotoGP Rookies Cup	KTM	**27'02.317**	146.6	1 lap
		64	**David MUÑOZ**	SPA	Red Bull MotoGP Rookies Cup	KTM	**27'02.466**	146.6	1 lap
		89	**Marcos URIARTE**	SPA	Red Bull MotoGP Rookies Cup	KTM	**27'02.555**	146.6	1 lap
		24	**Ivan ORTOLÁ**	SPA	Red Bull MotoGP Rookies Cup	KTM	**27'02.614**	146.6	1 lap
		21	**Demis MIHAILA**	ITA	Red Bull MotoGP Rookies Cup	KTM	**17'00.289**	142.4	8 laps
		72	**Taiyo FURUSATO**	JPN	Red Bull MotoGP Rookies Cup	KTM	**14'59.687**	146.8	9 laps
		9	**Freddie HEINRICH**	GER	Red Bull MotoGP Rookies Cup	KTM	**4'36.200**	143.5	16 laps

The results are provisional until the end of the limit for protest and appeals.

Time limit for protest expires 30' after publication of the results - ..... Time: .....

DORNA DATA PROCESSING ,TIMING SERVICE DORNA DATA PROCESSING TIMING SERVICE DORNA DATA PROCESSING TIMING SERVICE DORNA DATA PROCESSING TIMING SERVICE DORNA DATA PROCESSING TIMING SERVICE DORNA DATA PROCESSING TIMING SERVICE DORNA DATA PROCESSING TIMING SERVICE DORNA DATA PROCCEESSS

Sachsenring, Sunday, June 20, 2021

Sachsenring

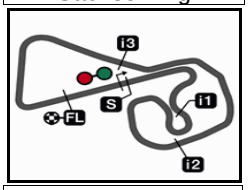

3671 m.

Results and timing service provided by TISSOT

RookiesCup

LIQUI MOLY MOTORRAD GRAND PRIX DEUTSCHLAND

Race Nr. 2

Classification after 19 laps = 69.749 km

Pos	Rider	Nation	Team	Motorcycle	Total Time	Km/h	Gap

Race condition: Dry
Air: 28°
Humidity: 54%
Ground: 37°

Pole Position:				
Fastest Lap:	Lap 16	**Matteo BERTELLE**	**1'29.090**	148.3 Km/h
Best Race Lap:	2018	**Adrian CARRASCO**	**1'28.845**	148.7 Km/h
All Time Lap Record:	2018	**Can ÖNCÜ**	**1'28.786**	148.8 Km/h

15:16'44		**SIGHTING LAP START**
15:27'55		**WARM UP LAP START**
15:30'24		**RACE START**
15:31'22	-	**No jump start**
15:36'40	Freddie HEINRICH	crashed out - Medical Centre
15:42'44	**Bartholomé PERRIN**	**track limits warning**
15:46'44	Taiyo FURUSATO	crashed out - Medical Centre
15:48'53	Demis MIHAILA	stopped with machine problems
15:56'59	**Filippo FARIOLI**	**track limits warning**
15:57'42	Daniel HOLGADO	crashed out - Rider OK
15:57'42	Marcos URIARTE	crashed out - Rider OK
15:57'42	David ALONSO	crashed out - Rider OK
15:57'42	David MUÑOZ	crashed out - Rider OK
15:57'42	Ivan ORTOLÁ	crashed out - Rider OK
16:00'42	**Diogo MOREIRA**	**1 position penalty due to gaining a position after track limits infraction**

The results are provisional until the end of the limit for protest and appeals.

Time limit for protest expires 30' after publication of the results - ..... Time: .....

DORNA DATA PROCESSING ,TIMING SERVICE DORNA DATA PROCESSING TIMING SERVICE DORNA DATA PROCESSING TIMING SERVICE DORNA DATA PROCESSING TIMING SERVICE DORNA DATA PROCESSING TIMING SERVICE DORNA DATA PROCESSING TIMING SERVICE DORNA DATA PROCESSING TIMING SERVICE DORNA DATA PROCCEESSS

Sachsenring, Sunday, June 20, 2021

Sachsenring

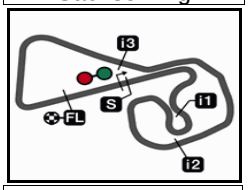

3671 m.

Results and timing service provided by TISSOT

RookiesCup

LIQUI MOLY MOTORRAD GRAND PRIX DEUTSCHLAND

Race Nr. 2

Top Speed & Average

	Rider	Nation	Motorcycle	Top 5 speeds					Average	Top
92	**Diogo MOREIRA**	**BRA**	KTM	203.0	201.8	201.1	201.1	200.7	201.5	**203.0**
7	**Daniel MUÑOZ**	**SPA**	KTM	202.6	201.4	201.1	201.1	200.3	201.3	**202.6**
55	**Noah DETTWILER**	**SWI**	KTM	202.6	201.1	200.7	200.0	200.0	200.9	**202.6**
5	**Tatchakorn BUASRI**	**THA**	KTM	202.2	201.1	200.7	200.7	200.0	200.9	**202.2**
24	**Ivan ORTOLÁ**	**SPA**	KTM	202.2	201.8	201.1	200.7	200.0	201.0	**202.2**
29	**Harrison VOIGHT**	**AUS**	KTM	201.8	201.8	201.1	199.6	199.6	200.8	**201.8**
96	**Daniel HOLGADO**	**SPA**	KTM	201.8	201.8	201.1	200.0	199.2	200.8	**201.8**
19	**Scott OGDEN**	**GBR**	KTM	201.4	201.1	199.6	198.8	198.5	199.9	**201.4**
80	**David ALONSO**	**COL**	KTM	201.4	201.4	201.4	201.1	201.1	201.3	**201.4**
13	**Sho NISHIMURA**	**JPN**	KTM	201.1	200.7	198.8	197.4	196.0	198.8	**201.1**
28	**Matteo BERTELLE**	**ITA**	KTM	201.1	200.7	200.7	200.7	199.6	200.6	**201.1**
89	**Marcos URIARTE**	**SPA**	KTM	201.1	200.7	200.3	200.0	200.0	200.4	**201.1**
77	**Filippo FARIOLI**	**ITA**	KTM	200.7	199.2	199.2	198.8	197.4	199.1	**200.7**
95	**Collin VEIJER**	**NED**	KTM	200.7	200.0	199.6	199.6	198.8	199.5	**200.7**
8	**Eddie O'SHEA**	**GBR**	KTM	200.3	200.0	199.6	199.2	199.2	199.7	**200.3**
58	**Luca LUNETTA**	**ITA**	KTM	200.3	200.3	198.5	198.1	198.1	199.1	**200.3**
21	**Demis MIHAILA**	**ITA**	KTM	199.6	199.6	197.4	193.2	193.2	196.6	**199.6**
39	**Bartholomé PERRIN**	**FRA**	KTM	199.6	197.4	197.0	193.2	193.2	196.1	**199.6**
78	**Jakob ROSENTHALER**	**AUT**	KTM	199.6	198.8	197.8	197.8	196.0	198.0	**199.6**
64	**David MUÑOZ**	**SPA**	KTM	199.2	198.8	198.5	197.8	197.8	198.4	**199.2**
72	**Taiyo FURUSATO**	**JPN**	KTM	199.2	197.4	195.2	194.9	194.5	195.6	**199.2**
42	**Soma GÖRBE**	**HUN**	KTM	198.1	198.1	197.8	197.4	197.0	197.7	**198.1**
34	**Mario AJI**	**INA**	KTM	196.7	196.7	196.3	196.0	196.0	196.3	**196.7**
14	**Cormac BUCHANAN**	**NZE**	KTM	196.3	196.3	196.3	196.0	195.2	196.0	**196.3**
9	**Freddie HEINRICH**	**GER**	KTM	195.2	194.2	193.2	117.7		175.1	**195.2**

DORNA DATA PROCESSING ,TIMING SERVICE DORNA DATA PROCESSING TIMING SERVICE DORNA DATA PROCESSING TIMING SERVICE DORNA DATA PROCESSING TIMING SERVICE DORNA DATA PROCESSING TIMING SERVICE DORNA DATA PROCESSING TIMING SERVICE DORNA DATA PROCESSING TIMING SERVICE DORNA DATA PROCCEESSS

Sachsenring, Sunday, June 20, 2021

Sachsenring

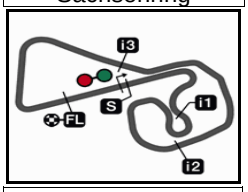

3671 m.

Results and timing service provided by TISSOT

RookiesCup

LIQUI MOLY MOTORRAD GRAND PRIX DEUTSCHLAND

Race Nr. 2

Fastest Laps Sequence

Lap	Race Time		Rider	Nation	Motorcycle	Time	Km/h	Riders's Lap
2	**3'01.665**	64	**David MUÑOZ**	SPA	KTM	**1'30.242**	146.4	2
2	**3'01.916**	5	**Tatchakorn BUASRI**	THA	KTM	**1'30.216**	146.4	2
3	**4'32.077**	5	**Tatchakorn BUASRI**	THA	KTM	**1'30.161**	146.5	3
3	**4'32.097**	72	**Taiyo FURUSATO**	JPN	KTM	**1'29.915**	146.9	3
3	**4'32.400**	28	**Matteo BERTELLE**	ITA	KTM	**1'29.846**	147.0	3
3	**4'32.896**	80	**David ALONSO**	COL	KTM	**1'29.832**	147.1	3
4	**6'01.914**	72	**Taiyo FURUSATO**	JPN	KTM	**1'29.817**	147.1	4
4	**6'04.422**	55	**Noah DETTWILER**	SWI	KTM	**1'29.802**	147.1	4
4	**6'05.577**	77	**Filippo FARIOLI**	ITA	KTM	**1'29.686**	147.3	4
5	**7'31.761**	5	**Tatchakorn BUASRI**	THA	KTM	**1'29.523**	147.6	5
6	**9'01.093**	72	**Taiyo FURUSATO**	JPN	KTM	**1'29.485**	147.6	6
6	**9'01.632**	96	**Daniel HOLGADO**	SPA	KTM	**1'29.212**	148.1	6
10	**15'00.490**	28	**Matteo BERTELLE**	ITA	KTM	**1'29.153**	148.2	10
16	**24'02.999**	96	**Daniel HOLGADO**	SPA	KTM	**1'29.146**	148.2	16
16	**24'03.136**	28	**Matteo BERTELLE**	ITA	KTM	**1'29.090**	148.3	16

DORNA DATA PROCESSING -TIMING SERVICE DORNA DATA PROCESSING TIMING SERVICE DORNA DATA PROCESSING TIMING SERVICE DORNA DATA PROCESSING TIMING SERVICE DORNA DATA PROCESSING TIMING SERVICE DORNA DATA PROCESSING TIMING SERVICE DORNA DATA PROCESSING TIMING SERVICE DORNA DATA PROCESSING TIMING SERVICE DORNA DATA PROCCEESSS

Sachsenring

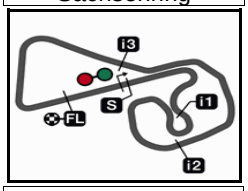

3671 m.

Results and timing service provided by TISSOT

RookiesCup

LIQUI MOLY MOTORRAD GRAND PRIX DEUTSCHLAND

Race Nr. 2

Chronological Analysis of Performances

** Lap / Sector time cancelled*
P Crossing the finish line in pit lane
T1 Time from finish line to 1st intermediate
T2 Time from 1st intermed. to 2nd intermed.
T3 Time from 2nd intermed. to 3rd intermed.
T4 Time from 3rd intermediate to finish line

1st 28 Matteo BERTELLE — Red Bull MotoGP Roo — ITA

Lap	Lap Time		T1	T2	T3	T4	Speed
1	1'31.555		22.069	25.067	20.682	23.737	91.7
2	1'30.999	*	21.348	24.657	20.609	24.385*	197.4
3	**1'29.846**		21.070	24.573	20.545	23.658	198.5
4	**1'30.011**		21.137	24.712	20.577	23.585	198.8
5	**1'29.762**		21.140	24.626	20.436	23.560	198.5
6	**1'29.814**		21.405	24.531	20.526	23.352	196.0
7	**1'29.739**		20.948	24.499	20.584	23.708	197.0
8	**1'29.919**		20.911	24.535	20.750	23.723	198.5
9	**1'29.692**		21.070	24.729	20.450	23.443	197.4
10	**1'29.153**		20.987	24.417	20.411	23.338	200.7
11	**1'30.150**		20.871	24.401	20.555	24.323	199.6
12	**1'31.302**		21.281	24.907	21.093	24.021	201.1
13	**1'30.842**		21.336	24.766	20.883	23.857	188.8
14	**1'31.200**		21.192	24.751	21.007	24.250	200.7
15	**1'30.062**		21.121	24.450	20.734	23.757	197.0
16	**1'29.090**		20.854	24.437	20.405	23.394	197.8
17	**1'29.498**		20.813	24.525	20.598	23.562	198.5
18	1'30.161	*	20.946	24.574	20.560	24.081*	200.7
19	**1'30.771**		20.950	24.865	20.949	24.007	198.5

2nd 7 Daniel MUÑOZ — Red Bull MotoGP Roo — SPA

Lap	Lap Time		T1	T2	T3	T4	Speed
1	1'32.491		23.139	25.072	20.714	23.566	109.2
2	**1'30.746**		21.116	25.120	20.813	23.697	201.4
3	**1'29.965**		21.061	24.632	20.703	23.569	201.1
4	**1'30.175**		21.134	24.864	20.669	23.508	201.1
5	**1'29.949**		21.122	24.785	20.459	23.583	198.8
6	**1'29.567**		21.037	24.608	20.561	23.361	200.0
7	**1'29.298**		20.824	24.540	20.515	23.419	200.0
8	1'29.983	*	21.166	24.572	20.522	23.723*	199.2
9	**1'29.563**		21.067	24.547	20.434	23.515	196.7
10	**1'29.713**		21.060	24.666	20.469	23.518	199.6
11	**1'29.664**		20.828	24.624	20.665	23.547	200.3
12	**1'31.053**		21.055	25.079	20.838	24.081	200.0
13	**1'30.740**		21.211	25.001	20.623	23.905	196.0
14	**1'31.442**		21.278	24.824	20.855	24.485	202.6
15	1'30.025	*	21.256	24.736	20.448	23.585*	197.4
16	**1'30.135**		21.099	24.806	20.753	23.477	199.2
17	**1'30.267**		20.917	24.742	20.826	23.782	199.2
18	**1'30.540**		21.131	24.793	20.918	23.698	192.8
19	**1'30.596**		21.012	24.793	20.927	23.864	194.9

3rd 5 Tatchakorn BUASRI — Red Bull MotoGP Roo — THA

Lap	Lap Time		T1	T2	T3	T4	Speed
1	1'31.700		22.513	25.014	20.608	23.565	112.3
2	**1'30.216**		21.330	24.743	20.410	23.733	198.5
3	**1'30.161**		20.906	24.633	20.787	23.835	199.2
4	**1'30.161**		21.194	24.713	20.678	23.576	197.4
5	**1'29.523**		20.846	24.704	20.588	23.385	198.5
6	**1'29.702**		20.867	24.645	20.774	23.416	198.8
7	**1'29.585**		20.817	24.656	20.611	23.501	197.8
8	**1'30.366**		20.924	24.710	21.000	23.732	198.1
9	**1'29.826**		21.139	24.763	20.455	23.469	200.7
10	**1'29.387**		20.839	24.514	20.459	23.575	200.0
11	**1'29.829**		21.046	24.589	20.435	23.759	200.7
12	**1'31.238**		21.542	25.172	20.813	23.711	199.2
13	**1'30.867**		21.315	24.951	20.723	23.878	199.6
14	**1'31.285**		21.517	24.831	20.868	24.069	194.5
15	1'30.583	*	21.620	24.766	20.503	23.694*	194.9
16	**1'29.939**		20.905	24.705	20.727	23.602	201.1
17	**1'30.580**		20.902	24.832	20.802	24.044	199.2
18	**1'30.789**		21.129	25.017	20.860	23.783	197.4
19	**1'30.358**		20.831	24.843	20.751	23.933	202.2

4th 92 Diogo MOREIRA — Red Bull MotoGP Roo — BRA

Lap	Lap Time		T1	T2	T3	T4	Speed
1	1'31.933		22.623	24.983	20.658	23.669	112.0
2	**1'30.732**		21.297	24.982	20.422	24.031	197.4
3	**1'30.250**		21.207	24.535	20.440	24.068	201.8
4	**1'30.188**		21.282	24.734	20.496	23.676	196.3
5	**1'29.540**		20.975	24.719	20.463	23.383	200.7
6	**1'29.954**		21.259	24.620	20.382	23.693	203.0
7	**1'29.292**		20.926	24.466	20.397	23.503	199.2
8	**1'30.440**		21.030	24.544	20.567	24.299	201.1
9	**1'29.682**		21.202	24.553	20.465	23.462	197.4
10	**1'29.529**		21.005	24.639	20.435	23.450	198.8
11	**1'29.747**		20.976	24.669	20.537	23.565	201.1
12	**1'30.903**		20.988	25.094	20.766	24.055	200.3
13	**1'30.786**		21.386	24.933	20.623	23.844	199.2
14	**1'31.557**		21.433	24.926	20.583	24.615	195.2
15	**1'30.327**		21.456	24.721	20.572	23.578	198.8
16	1'29.883	*	21.057	24.558	20.738	23.530*	199.6
17	**1'30.321**		20.872	24.717	20.717	24.015	197.4
18	**1'30.443**		21.106	24.980	20.849	23.508	198.5
19	**1'30.466**		20.951	24.732	20.904	23.879	198.5

5th 55 Noah DETTWILER — Red Bull MotoGP Roo — SWI

Lap	Lap Time		T1	T2	T3	T4	Speed
1	1'33.865		23.632	25.305	20.792	24.136	117.6
2	**1'30.922**		21.139	24.930	20.888	23.965	200.0

Fastest Lap:	Matteo BERTELLE	Red Bull MotoGP Roo	ITA	**1'29.090**	20.854	24.437	20.405	23.394

DORNA DATA PROCESSING ,TIMING SERVICE DORNA DATA PROCESSING TIMING SERVICE DORNA DATA PROCESSING TIMING SERVICE DORNA DATA PROCESSING TIMING SERVICE DORNA DATA PROCESSING TIMING SERVICE DORNA DATA PROCESSING TIMING SERVICE DORNA DATA PROCESSING TIMING SERVICE DORNA DATA PROCCEESSS

Sachsenring, Sunday, June 20, 2021

Lap	Lap Time	T1	T2	T3	T4	Speed
3	**1'29.833**	20.855	24.598	20.783	23.597	201.1
4	**1'29.802**	20.855	24.556	20.747	23.644	199.6
5	**1'29.542**	20.859	24.434	20.703	23.546	196.0
6	**1'29.857**	20.961	24.581	20.696	23.619	198.5
7	**1'29.698**	20.788	24.618	20.776	23.516	197.0
8	1'30.039 *	20.885	24.508	20.923*	23.723	195.2
9	**1'30.063**	21.030	24.581	20.762	23.690	196.0
10	**1'29.683**	20.980	24.521	20.752	23.430	194.2
11	**1'30.022**	21.058	24.503	20.770	23.691	194.9
12	**1'29.960**	20.952	24.616	20.738	23.654	193.8
13	**1'29.847**	20.811	24.608	20.671	23.757	196.7
14	**1'31.363**	21.174	24.880	20.679	24.630	198.5
15	**1'30.434**	21.376	24.718	20.587	23.753	200.7
16	**1'29.989**	21.168	24.551	20.750	23.520	200.0
17	**1'30.366**	20.847	24.665	20.715	24.139	198.5
18	**1'30.888**	21.168	24.817	21.045	23.858	197.0
19	**1'30.095**	20.869	24.506	20.750	23.970	202.6

6th 58 Luca LUNETTA — Red Bull MotoGP Roo ITA

Lap	Lap Time	T1	T2	T3	T4	Speed
1	1'33.622	23.542	25.241	20.867	23.972	116.0
2	**1'30.796**	21.253	24.989	20.884	23.670	197.8
3	**1'30.116**	21.065	24.651	20.784	23.616	194.9
4	**1'30.023**	21.128	24.596	20.732	23.567	196.0
5	**1'29.780**	21.041	24.682	20.626	23.431	197.4
6	**1'29.656**	20.992	24.613	20.542	23.509	196.7
7	**1'29.698**	20.977	24.571	20.584	23.566	198.1
8	**1'29.707**	20.963	24.607	20.633	23.504	197.4
9	**1'30.447**	21.050	24.624	20.720	24.053	194.9
10	**1'29.845**	21.232	24.594	20.580	23.439	196.3
11	**1'30.009**	21.034	24.679	20.625	23.671	197.4
12	**1'29.902**	20.907	24.678	20.688	23.629	196.7
13	1'29.772 *	20.990	24.634	20.664	23.484*	196.3
14	**1'31.145**	21.284	24.962	20.597	24.302	200.3
15	**1'30.587**	21.614	24.839	20.516	23.618	193.5
16	**1'30.040**	21.189	24.677	20.578	23.596	198.1
17	**1'30.318**	21.043	24.627	20.548	24.100	197.8
18	**1'30.609**	21.189	24.723	20.894	23.803	198.5
19	**1'30.294**	21.158	24.650	20.663	23.823	200.3

7th 34 Mario AJI — Red Bull MotoGP Roo INA

Lap	Lap Time	T1	T2	T3	T4	Speed
1	1'31.182	21.886	24.681	20.752	23.863	96.3
2	**1'31.211**	21.430	24.532	20.889	24.360	188.8
3	**1'30.322**	21.029	24.582	20.677	24.034	196.7
4	1'30.231 *	21.242	24.663	20.542	23.784*	194.9
5	**1'30.107**	21.409	24.623	20.558	23.517	195.2
6	**1'29.702**	21.077	24.554	20.541	23.530	194.2
7	**1'29.758**	21.265	24.557	20.506	23.430	194.2
8	**1'29.763**	21.045	24.563	20.484	23.671	193.5
9	**1'29.625**	21.065	24.530	20.519	23.511	196.3
10	**1'29.362**	20.986	24.420	20.509	23.447	194.9
11	**1'30.149**	21.105	24.620	20.670	23.754	194.2
12	**1'30.779**	20.977	25.077	20.754	23.971	196.0
13	**1'30.722**	21.275	24.668	20.714	24.065	194.9
14	**1'31.397**	21.577	24.949	20.684	24.187	196.7
15	1'30.287 *	21.397	24.704	20.628	23.558*	196.0
16	**1'30.212**	21.146	24.592	20.873	23.601	195.2
17	**1'30.390**	21.107	24.574	20.720	23.989	195.6
18	**1'30.707**	21.123	24.895	20.993	23.696	192.1
19	**1'31.443**	21.426	24.823	20.980	24.214	195.2

8th 29 Harrison VOIGHT — Red Bull MotoGP Roo AUS

Lap	Lap Time	T1	T2	T3	T4	Speed
1	1'34.292	23.927	25.685	20.939	23.741	123.9
2	**1'30.736**	21.034	24.803	20.948	23.951	199.6
3	**1'30.023**	21.210	24.544	20.596	23.673	201.8
4	**1'30.187**	21.029	24.714	20.748	23.696	201.1
5	**1'29.944**	21.229	24.462	20.685	23.568	196.0
6	1'29.857 *	21.021	24.509	20.757*	23.570	195.2
7	**1'29.556**	21.033	24.459	20.538	23.526	195.2
8	**1'29.286**	20.904	24.510	20.348	23.524	196.3
9	**1'29.888**	20.878	24.561	20.703	23.746	197.0
10	**1'29.694**	21.092	24.472	20.598	23.532	197.8
11	**1'30.126**	21.034	24.614	20.755	23.723	197.8
12	**1'30.267**	21.445	24.599	20.624	23.599	195.2
13	**1'29.665**	21.033	24.619	20.497	23.516	198.1
14	**1'31.079**	21.294	24.930	20.876	23.979	201.8
15	**1'30.881**	21.669	24.938	20.598	23.676	194.5
16	**1'29.844**	21.029	24.621	20.549	23.645	197.0
17	**1'30.421**	21.174	24.627	20.717	23.903	199.2
18	**1'30.570**	21.129	24.751	20.780	23.910	198.5
19	**1'31.105**	21.172	24.808	20.866	24.259	199.6

9th 19 Scott OGDEN — Red Bull MotoGP Roo GBR

Lap	Lap Time	T1	T2	T3	T4	Speed
1	1'34.873	24.003	25.750	20.971	24.149	119.8
2	**1'30.488**	21.038	24.642	20.774	24.034	198.8
3	**1'30.602**	21.481	24.498	20.760	23.863	199.6
4	**1'29.755**	20.996	24.497	20.618	23.644	201.1
5	**1'30.603**	21.313	24.701	20.772	23.817	201.4
6	**1'30.883**	21.169	24.816	20.979	23.919	197.4
7	**1'30.255**	21.020	24.843	20.803	23.589	198.5
8	**1'29.823**	20.920	24.590	20.609	23.704	195.6
9	**1'30.178**	21.139	24.775	20.662	23.602	197.0
10	**1'30.157**	21.077	24.633	20.725	23.722	197.0
11	**1'30.464**	20.937	24.853	20.863	23.811	196.7
12	**1'30.602**	21.047	24.610	21.093	23.852	192.5
13	**1'30.371**	20.999	24.671	20.988	23.713	192.1
14	**1'30.548**	21.030	24.640	21.045	23.833	193.2
15	**1'30.610**	21.010	24.806	21.020	23.774	193.5
16	**1'30.575**	21.001	24.867	20.918	23.789	193.5
17	**1'30.608**	21.010	24.770	21.033	23.795	194.2
18	**1'30.677**	21.034	24.815	20.891	23.937	195.2
19	**1'31.252**	21.239	24.857	21.134	24.022	197.0

10th 77 Filippo FARIOLI — Red Bull MotoGP Roo ITA

Lap	Lap Time	T1	T2	T3	T4	Speed
1	1'34.640	24.221	25.802	20.845	23.772	127.8
2	**1'30.545**	21.067	24.703	20.859	23.916	197.0
3	**1'30.706**	22.033	24.557	20.591	23.525	199.2
4	**1'29.686**	20.858	24.519	20.658	23.651	200.7

Fastest Lap:	Matteo BERTELLE	Red Bull MotoGP Roo	ITA	**1'29.090**	20.854	24.437	20.405	23.394

DORNA DATA PROCESSING ,TIMING SERVICE DORNA DATA PROCESSING TIMING SERVICE DORNA DATA PROCESSING TIMING SERVICE DORNA DATA PROCESSING TIMING SERVICE DORNA DATA PROCESSING TIMING SERVICE DORNA DATA PROCESSING TIMING SERVICE DORNA DATA PROCESSING TIMING SERVICE DORNA DATA PROCCEESSS

Lap	Lap Time		T1	T2	T3	T4	Speed
5	1'30.509		21.197	24.805	20.873	23.634	199.2
6	1'30.139		21.046	24.628	20.717	23.748	194.9
7	1'30.337		21.037	24.609	20.837	23.854	194.2
8	1'30.575		21.102	24.906	20.669	23.898	192.1
9	1'30.151	*	21.152	24.718	20.694	23.587*	194.9
10	1'30.174		21.120	24.644	20.713	23.697	193.5
11	1'31.075	*	21.486	24.981	20.785	23.823*	192.5
12	1'30.527		21.283	24.739	20.768	23.737	194.5
13	1'30.539		21.411	24.807	20.689	23.632	195.6
14	1'30.389		21.229	24.758	20.584	23.818	197.4
15	1'30.717		21.303	24.939	20.637	23.838	194.9
16	1'30.754	*	21.308	24.703	20.781	23.962*	198.8
17	1'30.696		21.241	24.778	20.954	23.723	193.8
18	1'30.482		21.200	24.784	20.798	23.700	196.0
19	1'30.793		21.181	24.655	20.997	23.960	196.3

11th 95 Collin VEIJER — Red Bull MotoGP Roo NED

Lap	Lap Time		T1	T2	T3	T4	Speed
1	1'33.459		23.439	25.237	20.892	23.891	116.2
2	1'31.203		21.267	25.023	20.905	24.008	197.4
3	1'30.275		21.160	24.728	20.762	23.625	198.8
4	1'30.466		21.015	24.779	20.742	23.930	199.6
5	1'31.035		21.266	24.854	20.858	24.057	199.6
6	1'30.643		20.959	24.854	20.907	23.923	200.7
7	1'30.508		21.036	24.898	20.781	23.793	198.1
8	1'29.969		21.003	24.693	20.671	23.602	198.1
9	1'30.183		21.056	24.704	20.715	23.708	198.8
10	1'30.028		20.997	24.699	20.734	23.598	197.8
11	1'30.844		21.335	24.908	20.815	23.786	198.8
12	1'30.338		21.084	24.753	20.723	23.778	196.7
13	1'30.373		21.112	24.694	20.838	23.729	194.2
14	1'30.458		21.085	24.721	20.861	23.791	195.2
15	1'30.586		21.077	24.795	20.909	23.805	197.0
16	1'30.555		21.072	24.842	20.827	23.814	196.0
17	1'30.640		21.112	24.846	20.829	23.853	194.5
18	1'30.640		21.083	24.794	20.783	23.980	200.0
19	1'31.251		21.475	24.685	21.161	23.930	198.1

12th 42 Soma GÖRBE — Red Bull MotoGP Roo HUN

Lap	Lap Time		T1	T2	T3	T4	Speed
1	1'32.670		23.034	25.037	20.980	23.619	108.8
2	1'30.749		21.076	25.071	20.939	23.663	196.7
3	1'29.976		21.041	24.653	20.660	23.622	197.4
4	1'30.137		21.092	24.845	20.588	23.612	198.1
5	1'30.151		21.146	24.784	20.577	23.644	196.7
6	1'30.042		21.082	24.572	20.672	23.716	195.6
7	1'30.175		21.361	24.645	20.592	23.577	192.8
8	1'30.062		21.029	24.626	20.762	23.645	195.2
9	1'29.978		21.017	24.641	20.628	23.692	197.8
10	1'30.009		21.334	24.495	20.581	23.599	198.1
11	1'29.858		20.982	24.544	20.599	23.733	195.6
12	1'30.658	*	21.366	24.684	20.835	23.773*	197.0
13	1'31.295		21.579	24.771	21.051	23.894	193.2
14	1'31.213		21.174	24.876	21.315	23.848	192.8
15	1'31.217		21.208	24.765	21.238	24.006	193.2
16	1'31.195		21.182	24.861	21.138	24.014	191.8
17	1'31.301		21.295	24.816	21.218	23.972	191.8
18	1'31.247		21.171	24.926	21.228	23.922	192.1
19	1'31.648		21.526	24.802	21.347	23.973	191.1

13th 8 Eddie O'SHEA — Red Bull MotoGP Roo GBR

Lap	Lap Time		T1	T2	T3	T4	Speed
1	1'33.772		23.306	25.185	21.011	24.270	116.6
2	1'31.166		21.422	24.850	20.906	23.988	197.8
3	1'30.885		21.168	24.990	20.913	23.814	200.3
4	1'30.228		21.350	24.535	20.773	23.570	198.8
5	1'30.574		21.279	24.708	20.658	23.929	198.1
6	1'30.680		21.186	24.688	20.971	23.835	197.4
7	1'30.381		21.083	24.794	20.781	23.723	200.0
8	1'30.024		21.095	24.623	20.764	23.542	199.2
9	1'30.262		21.092	24.609	20.808	23.753	199.2
10	1'29.936		21.032	24.509	20.747	23.648	197.4
11	1'31.094		21.289	24.951	20.860	23.994	199.6
12	1'30.330		21.173	24.566	20.681	23.910	197.8
13	1'30.630		21.379	24.689	20.792	23.770	197.8
14	1'30.319	*	21.034	24.697	20.763*	23.825	197.4
15	1'30.319		21.119	24.613	20.752	23.835	197.0
16	1'30.712		21.020	24.742	21.016	23.934	195.2
17	1'31.156		21.184	24.758	21.149	24.065	196.3
18	1'31.707		21.305	24.872	21.350	24.180	194.9
19	1'33.559		21.421	25.342	21.988	24.808	194.2

14th 13 Sho NISHIMURA — Red Bull MotoGP Roo JPN

Lap	Lap Time		T1	T2	T3	T4	Speed
1	1'34.218		23.724	25.693	21.031	23.770	118.4
2	1'31.050		21.304	24.707	20.983	24.056	196.0
3	1'30.311		21.138	24.769	20.903	23.501	200.7
4	1'30.049		20.910	24.592	20.677	23.870	197.4
5	1'30.921		21.537	24.739	20.667	23.978	201.1
6	1'30.309		21.112	24.711	20.871	23.615	198.8
7	1'30.064		21.059	24.840	20.615	23.550	194.2
8	1'30.068		21.048	24.748	20.576	23.696	194.5
9	1'30.116		21.047	24.689	20.798	23.582	192.1
10	1'30.323		21.064	24.738	20.745	23.776	192.1
11	1'30.901		21.363	24.807	20.825	23.906	190.1
12	1'30.549		21.078	24.679	20.884	23.908	193.5
13	1'30.579		21.434	24.635	20.743	23.767	191.4
14	1'30.481		21.191	24.641	20.816	23.833	195.2
15	1'30.590		21.174	24.717	20.892	23.807	195.6
16	1'31.140	*	21.350	24.650	20.938*	24.202	192.8
17	1'31.669		21.397	24.937	21.012	24.323	192.5
18	1'33.001		21.677	25.312	21.547	24.465	187.1
19	1'35.434		22.055	25.648	22.111	25.620	183.9

15th 78 Jakob ROSENTHAL — Red Bull MotoGP Roo AUT

Lap	Lap Time		T1	T2	T3	T4	Speed
1	1'35.430		24.634	25.910	21.068	23.818	130.5
2	1'31.140		21.356	25.153	20.916	23.715	199.6
3	1'31.117		21.577	25.004	20.845	23.691	197.8
4	1'31.267		21.404	24.847	20.981	24.035	198.8
5	1'31.731		21.580	24.847	21.272	24.032	195.6
6	1'31.411		21.485	25.003	21.068	23.855	197.8

Fastest Lap:	Matteo BERTELLE	Red Bull MotoGP Roo	ITA	1'29.090	20.854	24.437	20.405	23.394

DORNA DATA PROCESSING ,TIMING SERVICE DORNA DATA PROCESSING TIMING SERVICE DORNA DATA PROCESSING TIMING SERVICE DORNA DATA PROCESSING TIMING SERVICE DORNA DATA PROCESSING TIMING SERVICE DORNA DATA PROCESSING TIMING SERVICE DORNA DATA PROCESSING TIMING SERVICE DORNA DATA PROCCEESSS

Lap	Lap Time	T1	T2	T3	T4	Speed
7	**1'31.252**	21.275	25.098	21.012	23.867	194.5
8	**1'31.557**	21.424	25.104	21.059	23.970	194.5
9	**1'31.464**	21.332	25.169	20.977	23.986	193.5
10	1'32.335 *	21.535	25.261	21.450*	24.089	194.5
11	**1'32.216**	21.537	25.146	21.165	24.368	193.5
12	**1'32.685**	21.432	25.283	21.362	24.608	193.5
13	**1'32.456**	21.687	25.326	21.323	24.120	196.0
14	**1'31.683**	21.702	24.966	20.833	24.182	194.5
15	**1'31.939**	21.576	25.219	21.219	23.925	193.8
16	**1'30.948**	21.183	24.837	21.005	23.923	194.5
17	**1'32.568**	21.502	25.428	21.249	24.389	193.2
18	**1'32.830**	21.648	25.499	21.357	24.326	192.8
19	**1'32.587**	21.628	25.465	21.310	24.184	192.8

16th 14 Cormac BUCHANA — Red Bull MotoGP Roo NZE

Lap	Lap Time	T1	T2	T3	T4	Speed
1	1'35.676	24.416	25.902	21.167	24.191	124.8
2	**1'31.316**	21.664	24.719	20.952	23.981	195.2
3	**1'30.906**	21.471	24.820	20.820	23.795	194.5
4	**1'31.213**	21.422	24.733	21.007	24.051	196.3
5	**1'32.638**	21.598	24.779	21.882	24.379	196.3
6	**1'31.008**	21.644	24.693	20.864	23.807	191.1
7	**1'31.194**	21.480	24.684	21.035	23.995	194.9
8	**1'31.680**	21.563	24.995	21.075	24.047	191.4
9	**1'31.889**	21.402	24.994	21.111	24.382	194.9
10	**1'31.622**	21.469	25.108	20.990	24.055	192.1
11	**1'32.119**	21.564	25.154	21.136	24.265	196.0
12	**1'32.447**	21.397	25.005	21.504	24.541	194.9
13	**1'32.232**	21.578	25.023	21.348	24.283	196.3
14	**1'31.259**	21.342	24.785	21.128	24.004	192.8
15	**1'31.683**	21.392	24.907	21.199	24.185	189.8
16	**1'31.870**	21.473	24.964	21.188	24.245	189.8
17	**1'32.569**	21.511	24.900	21.529	24.629	194.5
18	**1'32.850**	21.669	25.454	21.396	24.331	191.8
19	**1'32.570**	21.593	25.395	21.386	24.196	194.9

17th 39 Bartholomé PERRI — Red Bull MotoGP Roo FRA

Lap	Lap Time	T1	T2	T3	T4	Speed
1	1'34.766	23.844	25.519	21.334	24.069	125.5
2	**1'30.991**	21.374	25.003	20.659	23.955	197.4
3	1'31.609 *	21.589	25.240	20.781	23.999*	199.6
4	**1'31.669**	21.412	24.852	21.157	24.248	192.1
5	**1'31.464**	21.182	24.975	21.154	24.153	197.0
6	**1'31.871**	21.438	24.989	21.203	24.241	191.1
7	1'31.527 *	21.379	25.071	21.002	24.075*	192.8
8	**1'31.636**	21.439	25.059	21.044	24.094	190.1
9	**1'31.770**	21.391	25.052	21.111	24.216	192.1
10	**1'31.721**	21.475	24.985	21.145	24.116	190.4
11	**1'32.158**	21.562	25.182	21.147	24.267	193.2
12	**1'32.207**	21.605	25.014	21.310	24.278	193.2
13	**1'32.458**	21.671	25.180	21.333	24.274	189.1
14	**1'31.925**	21.667	24.958	20.961	24.339	189.1
15	**1'32.344**	21.414	25.249	21.152	24.529	191.8
16	**1'32.347**	21.555	25.327	21.259	24.206	189.4
17	**1'33.066**	21.550	25.454	21.593	24.469	190.8
18	**1'32.781**	21.632	25.452	21.360	24.337	190.1
19	**1'32.788**	21.568	25.422	21.320	24.478	190.4

18th 96 Daniel HOLGADO — Red Bull MotoGP Roo SPA

Lap	Lap Time	T1	T2	T3	T4	Speed
1	1'31.334	21.512	24.848	20.881	24.093	95.9
2	**1'30.746**	21.006	24.597	21.108	24.035	194.5
3	1'30.436 *	21.070	24.704	20.737*	23.925	199.2
4	**1'30.008**	21.285	24.633	20.465	23.625	201.1
5	**1'29.896**	21.138	24.623	20.364	23.771	201.8
6	**1'29.212**	20.695	24.393	20.610	23.514	201.8
7	**1'29.306**	20.768	24.642	20.550	23.346	197.8
8	**1'30.066**	20.798	24.800	20.890	23.578	196.0
9	**1'29.794**	20.831	24.631	20.628	23.704	196.7
10	**1'29.230**	20.657	24.473	20.628	23.472	198.8
11	**1'30.199**	20.764	24.538	20.618	24.279	195.6
12	**1'31.301**	21.291	24.947	21.009	24.054	194.2
13	**1'31.003**	20.874	24.781	21.182	24.166	198.5
14	**1'31.507**	21.330	24.761	21.029	24.387	198.8
15	1'29.815 *	21.316	24.593	20.456	23.450*	197.0
16	**1'29.146**	20.743	24.555	20.465	23.383	197.8
17	**1'29.542**	20.792	24.568	20.563	23.619	198.5
18	**1'29.715**	20.864	24.532	20.620	23.699	200.0

19th 80 David ALONSO — Red Bull MotoGP Roo COL

Lap	Lap Time	T1	T2	T3	T4	Speed
1	1'32.359	22.752	24.983	20.871	23.753	106.7
2	**1'30.705**	21.069	25.274	20.739	23.623	200.0
3	**1'29.832**	20.995	24.503	20.409	23.925	199.2
4	**1'30.117**	21.185	24.692	20.542	23.698	196.0
5	**1'30.212**	21.214	24.860	20.519	23.619	195.6
6	**1'29.791**	21.247	24.581	20.532	23.431	198.1
7	**1'29.262**	20.852	24.473	20.485	23.452	201.4
8	**1'29.587**	20.875	24.415	20.522	23.775	200.7
9	**1'29.537**	20.974	24.705	20.395	23.463	201.1
10	**1'29.398**	21.016	24.400	20.433	23.549	201.1
11	**1'29.751**	21.006	24.516	20.452	23.777	200.3
12	**1'30.857**	21.163	24.902	20.976	23.816	201.4
13	**1'31.294**	21.219	24.587	21.064	24.424	196.3
14	**1'30.738**	21.031	24.692	21.013	24.002	201.4
15	**1'29.703**	21.001	24.498	20.789	23.415	193.5
16	**1'29.471**	20.903	24.429	20.662	23.477	193.5
17	**1'29.589**	20.894	24.465	20.689	23.541	194.5
18	**1'30.114**	20.996	24.555	20.710	23.853	193.8

20th 64 David MUÑOZ — Red Bull MotoGP Roo SPA

Lap	Lap Time	T1	T2	T3	T4	Speed
1	1'31.423	22.196	24.876	20.639	23.712	105.9
2	**1'30.242**	21.037	24.557	20.881	23.767	193.2
3	**1'30.359**	20.949	24.740	20.856	23.814	195.2
4	**1'30.275**	21.127	24.767	20.806	23.575	194.9
5	**1'29.864**	21.080	24.554	20.550	23.680	198.8
6	**1'29.941**	21.305	24.520	20.554	23.562	197.8
7	**1'29.262**	20.922	24.519	20.510	23.311	199.2
8	**1'29.776**	20.802	24.609	20.809	23.556	197.8
9	**1'29.578**	20.850	24.636	20.565	23.527	197.0
10	**1'29.600**	20.908	24.543	20.561	23.588	196.7

Fastest Lap: Matteo BERTELLE — Red Bull MotoGP Roo — ITA — **1'29.090** — 20.854 — 24.437 — 20.405 — 23.394

DORNA DATA PROCESSING ,TIMING SERVICE DORNA DATA PROCESSING TIMING SERVICE DORNA DATA PROCESSING TIMING SERVICE DORNA DATA PROCESSING TIMING SERVICE DORNA DATA PROCESSING TIMING SERVICE DORNA DATA PROCESSING TIMING SERVICE DORNA DATA PROCESSING TIMING SERVICE DORNA DATA PROCCEESSS

Lap	Lap Time	T1	T2	T3	T4	Speed
11	**1'29.968**	20.768	24.550	20.532	24.118	197.4
12	**1'31.666**	21.520	24.926	20.921	24.299	194.9
13	**1'30.394**	21.152	24.684	20.796	23.762	196.3
14	**1'31.340**	21.269	24.733	21.267	24.071	195.6
15	**1'29.729**	21.045	24.564	20.685	23.435	195.6
16	**1'29.362**	20.793	24.590	20.633	23.346	196.3
17	**1'29.579**	20.854	24.600	20.600	23.525	197.4
18	**1'30.108**	20.936	24.544	20.686	23.942	198.5

21st 89 Marcos URIARTE — Red Bull MotoGP Roo SPA

1	1'31.669	22.372	24.886	20.669	23.742	101.4
2	**1'30.593**	21.457	24.703	20.516	23.917	200.3
3	**1'29.999**	21.069	24.582	20.628	23.720	200.7
4	**1'30.535**	21.435	24.616	20.556	23.928	197.0
5	**1'29.679**	21.124	24.558	20.468	23.529	198.1
6	**1'29.949**	21.326	24.513	20.474	23.636	200.0
7	**1'29.365**	20.943	24.453	20.450	23.519	198.1
8	1'30.002 *	21.009	24.486	20.693	23.814*	200.0
9	**1'29.706**	21.184	24.676	20.430	23.416	199.6
10	**1'29.410**	21.064	24.500	20.495	23.351	199.6
11	**1'29.830**	21.021	24.489	20.453	23.867	199.2
12	**1'30.870**	21.300	24.896	20.876	23.798	201.1
13	**1'30.586**	21.296	24.498	21.078	23.714	196.7
14	**1'31.185**	21.186	24.801	21.339	23.859	191.4
15	**1'30.180**	21.239	24.627	20.610	23.704	190.4
16	**1'29.721**	20.909	24.594	20.505	23.713	196.7
17	**1'29.538**	20.824	24.551	20.485	23.678	198.8
18	**1'29.738**	20.903	24.591	20.467	23.777	199.2

22nd 24 Ivan ORTOLÁ — Red Bull MotoGP Roo SPA

1	1'32.096	22.732	25.056	20.648	23.660	104.7
2	**1'30.341**	21.220	24.734	20.444	23.943	200.7
3	**1'30.178**	21.307	24.521	20.523	23.827	198.8
4	**1'29.983**	21.271	24.625	20.487	23.600	202.2
5	**1'29.724**	21.172	24.583	20.350	23.619	201.8
6	**1'29.929**	21.367	24.482	20.507	23.573	199.6
7	**1'29.255**	20.899	24.471	20.519	23.366	200.0
8	**1'29.771**	20.936	24.464	20.874	23.497	199.6
9	**1'29.630**	21.102	24.456	20.465	23.607	196.7
10	**1'29.521**	20.952	24.441	20.488	23.640	198.5
11	**1'29.977**	21.100	24.432	20.446	23.999	199.2
12	**1'30.904**	21.203	24.914	21.023	23.764	198.5
13	**1'31.132**	21.429	24.558	21.126	24.019	193.2
14	**1'31.393**	21.047	24.788	21.108	24.450	197.4
15	1'30.346 *	21.379	24.576	20.563*	23.828	197.0
16	**1'29.243**	20.951	24.491	20.461	23.340	199.6
17	**1'29.467**	20.843	24.446	20.498	23.680	201.1
18	**1'29.724**	20.963	24.516	20.483	23.762	200.0

23rd 21 Demis MIHAILA — Red Bull MotoGP Roo ITA

1	1'35.123	24.384	25.844	21.081	23.814	124.4
2	**1'30.706**	21.347	24.764	20.830	23.765	197.4
3	**1'30.524**	21.632	24.743	20.551	23.598	199.6
4	**1'30.920**	21.260	24.418	20.616	24.626	199.6
5	**1'31.870**	22.011	24.845	21.025	23.989	183.3
6	**1'31.233**	21.260	25.059	21.023	23.891	193.2
7	**1'30.997**	21.087	24.956	20.970	23.984	193.2
8	**1'31.543**	21.309	24.991	21.153	24.090	192.1
9	**1'32.861**	21.338	25.274	21.491	24.758	190.1
10	**1'35.991**	22.459	25.856	22.220	25.456	179.4
11	**1'38.521**	22.815	26.410	23.099	26.197	174.7
	unfinished	23.555				165.6

24th 72 Taiyo FURUSATO — Red Bull MotoGP Roo JPN

1	1'31.385	21.772	24.889	20.737	23.987	100.8
2	**1'30.797**	21.369	24.477	20.869	24.082	191.8
3	**1'29.915**	20.855	24.627	20.651	23.782	199.2
4	**1'29.817**	20.943	24.620	20.801	23.453	197.4
5	**1'29.694**	21.012	24.670	20.616	23.396	194.5
6	**1'29.485**	20.772	24.628	20.725	23.360	195.2
7	**1'29.566**	20.903	24.689	20.644	23.330	194.5
8	**1'30.180**	20.922	25.007	20.905	23.346	193.5
9	**1'29.506**	20.823	24.594	20.719	23.370	194.5
10	**1'29.342**	20.728	24.562	20.673	23.379	194.5
	unfinished	20.826	24.511	20.583		194.9

25th 9 Freddie HEINRICH — Red Bull MotoGP Roo GER

1	1'35.044	24.105	25.873	21.091	23.975	117.7
2	**1'30.556**	21.238	24.622	20.699	23.997	193.2
3	**1'30.600**	21.386	24.679	20.796	23.739	194.2
	unfinished	21.329	24.353	20.698		195.2

Fastest Lap:	Matteo BERTELLE	Red Bull MotoGP Roo	ITA	**1'29.090**	20.854	24.437	20.405	23.394

DORNA DATA PROCESSING ,TIMING SERVICE DORNA DATA PROCESSING TIMING SERVICE DORNA DATA PROCESSING TIMING SERVICE DORNA DATA PROCESSING TIMING SERVICE DORNA DATA PROCESSING TIMING SERVICE DORNA DATA PROCESSING TIMING SERVICE DORNA DATA PROCESSING TIMING SERVICE DORNA DATA PROCCEESSS

Sachsenring

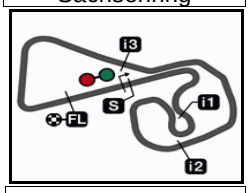

3671 m.

Results and timing service provided by TISSOT

RookiesCup

LIQUI MOLY MOTORRAD GRAND PRIX DEUTSCHLAND

Official Starting Grid

Race : 19 laps = 69.749 km

1	**1** 1'29.219 **28 Matteo BERTELLE** KTM	**2** 1'29.386 **96 Daniel HOLGADO** KTM	**3** 1'29.518 **34 Mario AJI** KTM
2	**4** 1'29.712 **72 Taiyo FURUSATO** KTM	**5** 1'29.788 **89 Marcos URIARTE** KTM	**6** 1'29.854 **64 David MUÑOZ** KTM
3	**7** 1'29.859 **80 David ALONSO** KTM	**8** 1'29.899 **24 Ivan ORTOLÁ** KTM	**9** 1'29.909 **7 Daniel MUÑOZ** KTM
4	**10** 1'29.966 **5 Tatchakorn BUASRI** KTM	**11** 1'30.082 **42 Soma GÖRBE** KTM	**12** 1'30.248 **92 Diogo MOREIRA** KTM
5	**13** 1'30.279 **95 Collin VEIJER** KTM	**14** 1'30.303 **8 Eddie O'SHEA** KTM	**15** 1'30.429 **58 Luca LUNETTA** KTM
6	**16** 1'30.480 **13 Sho NISHIMURA** KTM	**17** 1'30.494 **55 Noah DETTWILER** KTM	**18** 1'30.518 **19 Scott OGDEN** KTM
7	**19** 1'30.917 **9 Freddie HEINRICH** KTM	**20** 1'31.011 **21 Demis MIHAILA** KTM	**21** 1'31.031 **29 Harrison VOIGHT** KTM
8	**22** 1'31.341 **39 Bartholomé PERRIN** KTM	**23** 1'31.935 **14 Cormac BUCHANAN** KTM	**24** 1'32.039 **78 Jakob ROSENTHALER** KTM

The results are provisional until the end of the limit for protest and appeals and until the ratification of the Event Management Committee.

Time limit for protest expires 60' at the latest after publication of the results - . ..... Time: .....

DORNA DATA PROCESSING TIMING SERVICE DORNA DATA PROCESSING TIMING SERVICE DORNA DATA PROCESSING TIMING SERVICE DORNA DATA PROCESSING TIMING SERVICE DORNA DATA PROCESSING TIMING SERVICE DORNA DATA PROCESSING TIMING SERVICE DORNA DATA PROCESSING TIMING SERVICE DORNA DATA PROCCEESSS

Sachsenring

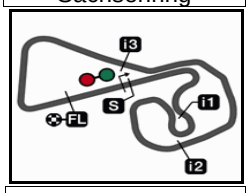

3671 m.

Results and timing service provided by TISSOT

RookiesCup

LIQUI MOLY MOTORRAD GRAND PRIX DEUTSCHLAND

Official Starting Grid

Race : 19 laps = 69.749 km

9

25
1'32.091
77 Filippo FARIOLI
KTM

The results are provisional until the end of the limit for protest and appeals and until the ratification of the Event Management Committee.

Time limit for protest expires 60' at the latest after publication of the results - . ..... Time: .....

DORNA DATA PROCESSING ,TIMING SERVICE DORNA DATA PROCESSING TIMING SERVICE DORNA DATA PROCESSING TIMING SERVICE DORNA DATA PROCESSING TIMING SERVICE DORNA DATA PROCESSING TIMING SERVICE DORNA DATA PROCESSING TIMING SERVICE DORNA DATA PROCESSING TIMING SERVICE DORNA DATA PROCCEESSS

Sachsenring

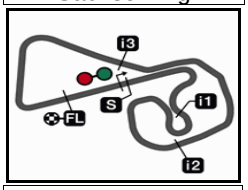

3671 m.

Results and timing service provided by TISSOT

RookiesCup

LIQUI MOLY MOTORRAD GRAND PRIX DEUTSCHLAND

Race Nr. 2

Lap Chart

Pos	1	2	3	4	5	6	7	8	9	10	11	12	13	14	15	16	17	18	19	20	21	22	23	24	25
Grid	28	96	34	72	89	64	80	24	7	5	42	92	95	8	58	13	55	19	9	21	29	39	14	78	77
Laps 1	34	96	72	64	28	89	5	92	24	80	7	42	95	58	8	55	13	29	77	39	19	9	21	78	14
2	64	5	96	72	89	34	24	28	92	80	7	42	58	95	55	8	29	77	13	19	9	39	21	78	14
3	64	5	72	89	28	96	24	34	80	92	7	42	58	55	95	29	13	8	77	19	9	21	39	78	14
4	72	5	64	28	96	24	89	34	80	92	7	42	55	58	29	95	77	13	19	8	21	78	39	14	
5	72	5	64	28	24	96	89	92	34	80	7	42	55	58	29	77	19	95	13	8	21	39	78	14	
6	72	5	96	28	64	24	89	92	34	7	80	42	55	58	29	77	13	95	19	8	21	78	39	14	
7	72	96	5	64	24	28	89	92	7	80	34	55	58	42	29	77	13	19	95	8	21	78	39	14	
8	72	96	64	24	5	28	89	80	7	34	92	58	55	29	42	13	77	19	95	8	21	78	39	14	
9	72	64	96	24	5	28	80	89	7	34	92	55	29	58	42	13	77	19	95	8	21	78	39	14	
10	72	96	64	24	28	5	80	89	34	7	92	55	29	58	42	13	77	19	95	8	78	39	14	21	
11	96	64	24	5	80	28	89	7	92	34	55	29	58	42	19	13	77	95	8	78	39	14	21		
12	24	80	96	89	5	28	64	7	92	34	55	58	29	42	19	13	95	77	8	39	78	14			
13	89	64	24	96	5	80	28	7	34	92	55	58	29	42	19	95	13	77	8	39	14	78			
14	89	80	64	24	5	28	96	34	7	55	58	92	29	42	19	95	13	77	8	14	78	39			
15	80	64	89	96	28	24	7	5	34	92	55	58	29	42	19	95	13	8	77	14	78	39			
16	80	64	96	28	89	24	5	7	92	34	55	58	29	42	19	95	8	77	13	78	14	39			
17	80	64	96	28	89	24	7	5	92	34	55	58	29	42	19	95	77	8	13	78	14	39			
18	96	80	64	89	24	28	7	92	5	34	58	55	29	42	19	95	77	8	13	78	14	39			
19	28	7	92	5	55	58	34	29	19	77	95	42	8	13	78	14	39								

Winner Lapped rider

DORNA DATA PROCESSING TIMING SERVICE DORNA DATA PROCESSING TIMING SERVICE DORNA DATA PROCESSING TIMING SERVICE DORNA DATA PROCESSING TIMING SERVICE DORNA DATA PROCESSING TIMING SERVICE DORNA DATA PROCESSING TIMING SERVICE DORNA DATA PROCESSING TIMING SERVICE DORNA DATA PROCCEESSS

Sachsenring, Sunday, June 20, 2021

Sachsenring

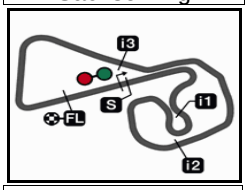

3671 m.

Results and timing service provided by TISSOT

RookiesCup

LIQUI MOLY MOTORRAD GRAND PRIX DEUTSCHLAND

Race Nr. 2

Fastest Lap of Each Rider

		Rider	Nation	Team	Motorcycle	Time	Lap	Total	Gap	
1	28	**Matteo BERTELLE**	ITA	Red Bull MotoGP Rookies Cup	KTM	**1'29.090**	16	19		
2	96	**Daniel HOLGADO**	SPA	Red Bull MotoGP Rookies Cup	KTM	**1'29.146**	16	18	0.056	0.056
3	24	**Ivan ORTOLÁ**	SPA	Red Bull MotoGP Rookies Cup	KTM	**1'29.243**	16	18	0.153	0.097
4	64	**David MUÑOZ**	SPA	Red Bull MotoGP Rookies Cup	KTM	**1'29.262**	7	18	0.172	0.019
5	80	**David ALONSO**	COL	Red Bull MotoGP Rookies Cup	KTM	**1'29.262**	7	18	0.172	
6	29	**Harrison VOIGHT**	AUS	Red Bull MotoGP Rookies Cup	KTM	**1'29.286**	8	19	0.196	0.024
7	92	**Diogo MOREIRA**	BRA	Red Bull MotoGP Rookies Cup	KTM	**1'29.292**	7	19	0.202	0.006
8	7	**Daniel MUÑOZ**	SPA	Red Bull MotoGP Rookies Cup	KTM	**1'29.298**	7	19	0.208	0.006
9	72	**Taiyo FURUSATO**	JPN	Red Bull MotoGP Rookies Cup	KTM	**1'29.342**	10	10	0.252	0.044
10	34	**Mario AJI**	INA	Red Bull MotoGP Rookies Cup	KTM	**1'29.362**	10	19	0.272	0.020
11	89	**Marcos URIARTE**	SPA	Red Bull MotoGP Rookies Cup	KTM	**1'29.365**	7	18	0.275	0.003
12	5	**Tatchakorn BUASRI**	THA	Red Bull MotoGP Rookies Cup	KTM	**1'29.387**	10	19	0.297	0.022
13	55	**Noah DETTWILER**	SWI	Red Bull MotoGP Rookies Cup	KTM	**1'29.542**	5	19	0.452	0.155
14	58	**Luca LUNETTA**	ITA	Red Bull MotoGP Rookies Cup	KTM	**1'29.656**	6	19	0.566	0.114
15	77	**Filippo FARIOLI**	ITA	Red Bull MotoGP Rookies Cup	KTM	**1'29.686**	4	19	0.596	0.030
16	19	**Scott OGDEN**	GBR	Red Bull MotoGP Rookies Cup	KTM	**1'29.755**	4	19	0.665	0.069
17	42	**Soma GÖRBE**	HUN	Red Bull MotoGP Rookies Cup	KTM	**1'29.858**	11	19	0.768	0.103
18	8	**Eddie O'SHEA**	GBR	Red Bull MotoGP Rookies Cup	KTM	**1'29.936**	10	19	0.846	0.078
19	95	**Collin VEIJER**	NED	Red Bull MotoGP Rookies Cup	KTM	**1'29.969**	8	19	0.879	0.033
20	13	**Sho NISHIMURA**	JPN	Red Bull MotoGP Rookies Cup	KTM	**1'30.049**	4	19	0.959	0.080
21	21	**Demis MIHAILA**	ITA	Red Bull MotoGP Rookies Cup	KTM	**1'30.524**	3	11	1.434	0.475
22	9	**Freddie HEINRICH**	GER	Red Bull MotoGP Rookies Cup	KTM	**1'30.556**	2	3	1.466	0.032
23	14	**Cormac BUCHANAN**	NZE	Red Bull MotoGP Rookies Cup	KTM	**1'30.906**	3	19	1.816	0.350
24	78	**Jakob ROSENTHALER**	AUT	Red Bull MotoGP Rookies Cup	KTM	**1'30.948**	16	19	1.858	0.042
25	39	**Bartholomé PERRIN**	FRA	Red Bull MotoGP Rookies Cup	KTM	**1'30.991**	2	19	1.901	0.043

DORNA DATA PROCESSING ,TIMING SERVICE DORNA DATA PROCESSING TIMING SERVICE DORNA DATA PROCESSING TIMING SERVICE DORNA DATA PROCESSING TIMING SERVICE DORNA DATA PROCESSING TIMING SERVICE DORNA DATA PROCESSING TIMING SERVICE DORNA DATA PROCESSING TIMING SERVICE DORNA DATA PROCCEESSS

Sachsenring

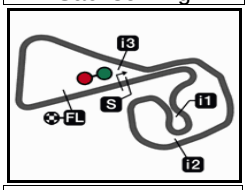

3671 m.

Results and timing service provided by TISSOT

RookiesCup

LIQUI MOLY MOTORRAD GRAND PRIX DEUTSCHLAND

Race Nr. 2

Analysis by Lap

Num Lap Time Gap

Lap 1

34	1'31.182	
96	1'31.334	0.152
72	1'31.385	0.203
64	1'31.423	0.241
28	1'31.555	0.373
89	1'31.669	0.487
5	1'31.700	0.518
92	1'31.933	0.751
24	1'32.096	0.914
80	1'32.359	1.177
7	1'32.491	1.309
42	1'32.670	1.488
95	1'33.459	2.277
58	1'33.622	2.440
8	1'33.772	2.590
55	1'33.865	2.683
13	1'34.218	3.036
29	1'34.292	3.110
77	1'34.640	3.458
39	1'34.766	3.584
19	1'34.873	3.691
9	1'35.044	3.862
21	1'35.123	3.941
78	1'35.430	4.248
14	1'35.676	4.494

Lap 2

64	1'30.242	
5	1'30.216	0.251
96	1'30.746	0.415
72	1'30.797	0.517
89	1'30.593	0.597
34	1'31.211	0.728
24	1'30.341	0.772
28	1'30.999	0.889
92	1'30.732	1.000
80	1'30.705	1.399
7	1'30.746	1.572
42	1'30.749	1.754
58	1'30.796	2.753
95	1'31.203	2.997
55	1'30.922	3.122
8	1'31.166	3.273
29	1'30.736	3.363
77	1'30.545	3.520
13	1'31.050	3.603
19	1'30.488	3.696
9	1'30.556	3.935
39	1'30.991	4.092
21	1'30.706	4.164
78	1'31.140	4.905
14	1'31.316	5.327

Lap 3

64	1'30.359	
5	1'30.161	0.053
72	1'29.915	0.073
89	1'29.999	0.237
28	1'29.846	0.376
96	1'30.436	0.492
24	1'30.178	0.591
34	1'30.322	0.691
80	1'29.832	0.872
92	1'30.250	0.891
7	1'29.965	1.178
42	1'29.976	1.371
58	1'30.116	2.510
55	1'29.833	2.596
95	1'30.275	2.913
29	1'30.023	3.027
13	1'30.311	3.555
8	1'30.885	3.799
77	1'30.706	3.867
19	1'30.602	3.939
9	1'30.600	4.176
21	1'30.524	4.329
39	1'31.609	5.342
78	1'31.117	5.663
14	1'30.906	5.874

Lap 4

72	1'29.817	
5	1'30.161	0.324
64	1'30.275	0.385
28	1'30.011	0.497
96	1'30.008	0.610
24	1'29.983	0.684
89	1'30.535	0.882
34	1'30.231	1.032
80	1'30.117	1.099
92	1'30.188	1.189
7	1'30.175	1.463
42	1'30.137	1.618
55	1'29.802	2.508
58	1'30.023	2.643
29	1'30.187	3.324
95	1'30.466	3.489
77	1'29.686	3.663
13	1'30.049	3.714
19	1'29.755	3.804
8	1'30.228	4.137
21	1'30.920	5.359
78	1'31.267	7.040
39	1'31.669	7.121
14	1'31.213	7.197

Lap 5

72	1'29.694	
5	1'29.523	0.153
64	1'29.864	0.555
28	1'29.762	0.565
24	1'29.724	0.714
96	1'29.896	0.812
89	1'29.679	0.867
92	1'29.540	1.035
34	1'30.107	1.445
80	1'30.212	1.617
7	1'29.949	1.718
42	1'30.151	2.075
55	1'29.542	2.356
58	1'29.780	2.729
29	1'29.944	3.574
77	1'30.509	4.478
19	1'30.603	4.713
95	1'31.035	4.830
13	1'30.921	4.941
8	1'30.574	5.017
21	1'31.870	7.535
39	1'31.464	8.891
78	1'31.731	9.077
14	1'32.638	10.141

Lap 6

72	1'29.485	
5	1'29.702	0.370
96	1'29.212	0.539
28	1'29.814	0.894
64	1'29.941	1.011
24	1'29.929	1.158
89	1'29.949	1.331
92	1'29.954	1.504
34	1'29.702	1.662
7	1'29.567	1.800
80	1'29.791	1.923
42	1'30.042	2.632
55	1'29.857	2.728
58	1'29.656	2.900
29	1'29.857	3.946
77	1'30.139	5.132
13	1'30.309	5.765
95	1'30.643	5.988
19	1'30.883	6.111
8	1'30.680	6.212
21	1'31.233	9.283
78	1'31.411	11.003
39	1'31.871	11.277
14	1'31.008	11.664

Lap 7

72	1'29.566	
96	1'29.306	0.279
5	1'29.585	0.389
64	1'29.262	0.707
24	1'29.255	0.847
28	1'29.739	1.067
89	1'29.365	1.130
92	1'29.292	1.230
7	1'29.298	1.532
80	1'29.262	1.619
34	1'29.758	1.854
55	1'29.698	2.860
58	1'29.698	3.032
42	1'30.175	3.241
29	1'29.556	3.936
77	1'30.337	5.903
13	1'30.064	6.263
19	1'30.255	6.800
95	1'30.508	6.930
8	1'30.381	7.027
21	1'30.997	10.714
78	1'31.252	12.689
39	1'31.527	13.238
14	1'31.194	13.292

Lap 8

72	1'30.180	
96	1'30.066	0.165
64	1'29.776	0.303
24	1'29.771	0.438
5	1'30.366	0.575
28	1'29.919	0.806
89	1'30.002	0.952
80	1'29.587	1.026
7	1'29.983	1.335
34	1'29.763	1.437
92	1'30.440	1.490
58	1'29.707	2.559
55	1'30.039	2.719
29	1'29.286	3.042
42	1'30.062	3.123
13	1'30.068	6.151
77	1'30.575	6.298
19	1'29.823	6.443
95	1'29.969	6.719
8	1'30.024	6.871
21	1'31.543	12.077
78	1'31.557	14.066
39	1'31.636	14.694
14	1'31.680	14.792

Lap 9

72	1'29.506	
64	1'29.578	0.375
96	1'29.794	0.453
24	1'29.630	0.562
5	1'29.826	0.895
28	1'29.692	0.992
80	1'29.537	1.057
89	1'29.706	1.152
7	1'29.563	1.392
34	1'29.625	1.556
92	1'29.682	1.666
55	1'30.063	3.276
29	1'29.888	3.424
58	1'30.447	3.500
42	1'29.978	3.595
13	1'30.116	6.761
77	1'30.151	6.943
19	1'30.178	7.115
95	1'30.183	7.396
8	1'30.262	7.627
21	1'32.861	15.432
78	1'31.464	16.024
39	1'31.770	16.958
14	1'31.889	17.175

Lap 10

72	1'29.342	
96	1'29.230	0.341
64	1'29.600	0.633
24	1'29.521	0.741
28	1'29.153	0.803
5	1'29.387	0.940
80	1'29.398	1.113
89	1'29.410	1.220
34	1'29.362	1.576
7	1'29.713	1.763
92	1'29.529	1.853
55	1'29.683	3.617
29	1'29.694	3.776
58	1'29.845	4.003
42	1'30.009	4.262
13	1'30.323	7.742
77	1'30.174	7.775
19	1'30.157	7.930
95	1'30.028	8.082
8	1'29.936	8.221
78	1'32.335	19.017
39	1'31.721	19.337
14	1'31.622	19.455
21	1'35.991	22.081

Lap 11

96	1'30.199	
64	1'29.968	0.061
24	1'29.977	0.178
5	1'29.829	0.229
80	1'29.751	0.324
28	1'30.150	0.413
89	1'29.830	0.510
7	1'29.664	0.887
92	1'29.747	1.060
34	1'30.149	1.185
55	1'30.022	3.099
29	1'30.126	3.362
58	1'30.009	3.472
42	1'29.858	3.580
19	1'30.464	7.854
13	1'30.901	8.103
77	1'31.075	8.310
95	1'30.844	8.386
8	1'31.094	8.775
78	1'32.216	20.693
39	1'32.158	20.955
14	1'32.119	21.034
21	1'38.521	30.062

Lap 12

24	1'30.904	
80	1'30.857	0.099
96	1'31.301	0.219
89	1'30.870	0.298
5	1'31.238	0.385
28	1'31.302	0.633
64	1'31.666	0.645
7	1'31.053	0.858
92	1'30.903	0.881
34	1'30.779	0.882

Lapped rider

DORNA DATA PROCESSING ,TIMING SERVICE DORNA DATA PROCESSING TIMING SERVICE DORNA DATA PROCESSING TIMING SERVICE DORNA DATA PROCESSING TIMING SERVICE DORNA DATA PROCESSING TIMING SERVICE DORNA DATA PROCESSING TIMING SERVICE DORNA DATA PROCESSING TIMING SERVICE DORNA DATA PROCCEESSS

Num	Lap Time	Gap
55	1'29.960	1.977
58	1'29.902	2.292
29	1'30.267	2.547
42	1'30.658	3.156
19	1'30.602	7.374
13	1'30.549	7.570
95	1'30.338	7.642
77	1'30.527	7.755
8	1'30.330	8.023
39	1'32.207	22.080
78	1'32.685	22.296
14	1'32.447	22.399

Lap 13

89	1'30.586	
64	1'30.394	0.155
24	1'31.132	0.248
96	1'31.003	0.338
5	1'30.867	0.368
80	1'31.294	0.509
28	1'30.842	0.591
7	1'30.740	0.714
34	1'30.722	0.720
92	1'30.786	0.783
55	1'29.847	0.940
58	1'29.772	1.180
29	1'29.665	1.328
42	1'31.295	3.567
19	1'30.371	6.861
95	1'30.373	7.131
13	1'30.579	7.265
77	1'30.539	7.410
8	1'30.630	7.769
39	1'32.458	23.654
14	1'32.232	23.747
78	1'32.456	23.868

Lap 14

89	1'31.185	
80	1'30.738	0.062
64	1'31.340	0.310
24	1'31.393	0.456
5	1'31.285	0.468
28	1'31.200	0.606
96	1'31.507	0.660
34	1'31.397	0.932
7	1'31.442	0.971
55	1'31.363	1.118
58	1'31.145	1.140
92	1'31.557	1.155
29	1'31.079	1.222
42	1'31.213	3.595
19	1'30.548	6.224
95	1'30.458	6.404
13	1'30.481	6.561
77	1'30.389	6.614
8	1'30.319	6.903
14	1'31.259	23.821
78	1'31.683	24.366
39	1'31.925	24.394

Lap 15

80	1'29.703	
64	1'29.729	0.274
89	1'30.180	0.415
96	1'29.815	0.710
28	1'30.062	0.903
24	1'30.346	1.037
7	1'30.025	1.231
5	1'30.583	1.286
34	1'30.287	1.454
92	1'30.327	1.717
55	1'30.434	1.787
58	1'30.587	1.962
29	1'30.881	2.338
42	1'31.217	5.047
19	1'30.610	7.069
95	1'30.586	7.225
13	1'30.590	7.386
8	1'30.319	7.457
77	1'30.717	7.566
14	1'31.683	25.739
78	1'31.939	26.540
39	1'32.344	26.973

Lap 16

80	1'29.471	
64	1'29.362	0.165
96	1'29.146	0.385
28	1'29.090	0.522
89	1'29.721	0.665
24	1'29.243	0.809
5	1'29.939	1.754
7	1'30.135	1.895
92	1'29.883	2.129
34	1'30.212	2.195
55	1'29.989	2.305
58	1'30.040	2.531
29	1'29.844	2.711
42	1'31.195	6.771
19	1'30.575	8.173
95	1'30.555	8.309
8	1'30.712	8.698
77	1'30.754	8.849
13	1'31.140	9.055
78	1'30.948	28.017
14	1'31.870	28.138
39	1'32.347	29.849

Lap 17

80	1'29.589	
64	1'29.579	0.155
96	1'29.542	0.338
28	1'29.498	0.431
89	1'29.538	0.614
24	1'29.467	0.687
7	1'30.267	2.573
5	1'30.580	2.745
92	1'30.321	2.861
34	1'30.390	2.996
55	1'30.366	3.082
58	1'30.318	3.260
29	1'30.421	3.543
42	1'31.301	8.483
19	1'30.608	9.192
95	1'30.640	9.360
77	1'30.696	9.956
8	1'31.156	10.265
13	1'31.669	11.135
78	1'32.568	30.996
14	1'32.569	31.118
39	1'33.066	33.326

Lap 18

96	1'29.715	
80	1'30.114	0.061
64	1'30.108	0.210
89	1'29.738	0.299
24	1'29.724	0.358
28	1'30.161	0.539
7	1'30.540	3.060
92	1'30.443	3.251
5	1'30.789	3.481
34	1'30.707	3.650
58	1'30.609	3.816
55	1'30.888	3.917
29	1'30.570	4.060
42	1'31.247	9.677
19	1'30.677	9.816
95	1'30.640	9.947
77	1'30.482	10.385
8	1'31.707	11.919
13	1'33.001	14.083
78	1'32.830	33.773
14	1'32.850	33.915
39	1'32.781	36.054

Lap 19

28	1'30.771	
7	1'30.596	2.346
92	1'30.466	2.407
5	1'30.358	2.529
55	1'30.095	2.702
58	1'30.294	2.800
34	1'31.443	3.783
29	1'31.105	3.855
19	1'31.252	9.758
77	1'30.793	9.868
95	1'31.251	9.888
42	1'31.648	10.015
8	1'33.559	14.168
13	1'35.434	18.207
78	1'32.587	35.050
14	1'32.570	35.175
39	1'32.788	37.532

Lapped rider

DORNA DATA PROCESSING ,TIMING SERVICE DORNA DATA PROCESSING TIMING SERVICE DORNA DATA PROCESSING TIMING SERVICE DORNA DATA PROCESSING TIMING SERVICE DORNA DATA PROCESSING TIMING SERVICE DORNA DATA PROCESSING TIMING SERVICE DORNA DATA PROCESSING TIMING SERVICE DORNA DATA PROCCEESSS

Sachsenring

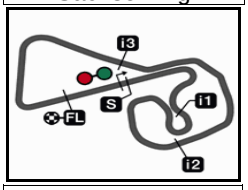

3671 m.

Results and timing service provided by TISSOT

RookiesCup

LIQUI MOLY MOTORRAD GRAND PRIX DEUTSCHLAND

After the **Race Nr. 2**

Event Best Maximum Speed

	Rider	Nation	Team	Motorcycle	Km/h	
92	**Diogo MOREIRA**	**BRA**	Red Bull MotoGP Rookies Cup	KTM	**203.0**	Race Nr. 2
55	**Noah DETTWILER**	**SWI**	Red Bull MotoGP Rookies Cup	KTM	**202.6**	Race Nr. 2
7	**Daniel MUÑOZ**	**SPA**	Red Bull MotoGP Rookies Cup	KTM	**202.6**	Race Nr. 2
24	**Ivan ORTOLÁ**	**SPA**	Red Bull MotoGP Rookies Cup	KTM	**202.2**	Race Nr. 2
5	**Tatchakorn BUASRI**	**THA**	Red Bull MotoGP Rookies Cup	KTM	**202.2**	Race Nr. 2
29	**Harrison VOIGHT**	**AUS**	Red Bull MotoGP Rookies Cup	KTM	**201.8**	Race Nr. 2
96	**Daniel HOLGADO**	**SPA**	Red Bull MotoGP Rookies Cup	KTM	**201.8**	Race Nr. 2
19	**Scott OGDEN**	**GBR**	Red Bull MotoGP Rookies Cup	KTM	**201.4**	Race Nr. 2
80	**David ALONSO**	**COL**	Red Bull MotoGP Rookies Cup	KTM	**201.4**	Race Nr. 2
89	**Marcos URIARTE**	**SPA**	Red Bull MotoGP Rookies Cup	KTM	**201.1**	Race Nr. 2
28	**Matteo BERTELLE**	**ITA**	Red Bull MotoGP Rookies Cup	KTM	**201.1**	Race Nr. 2
13	**Sho NISHIMURA**	**JPN**	Red Bull MotoGP Rookies Cup	KTM	**201.1**	Race Nr. 2
95	**Collin VEIJER**	**NED**	Red Bull MotoGP Rookies Cup	KTM	**200.7**	Race Nr. 2
77	**Filippo FARIOLI**	**ITA**	Red Bull MotoGP Rookies Cup	KTM	**200.7**	Race Nr. 2
58	**Luca LUNETTA**	**ITA**	Red Bull MotoGP Rookies Cup	KTM	**200.3**	Race Nr. 2
8	**Eddie O'SHEA**	**GBR**	Red Bull MotoGP Rookies Cup	KTM	**200.3**	Race Nr. 2
39	**Bartholomé PERRIN**	**FRA**	Red Bull MotoGP Rookies Cup	KTM	**199.6**	Race Nr. 2
78	**Jakob ROSENTHALER**	**AUT**	Red Bull MotoGP Rookies Cup	KTM	**199.6**	Race Nr. 2
21	**Demis MIHAILA**	**ITA**	Red Bull MotoGP Rookies Cup	KTM	**199.6**	Race Nr. 2
72	**Taiyo FURUSATO**	**JPN**	Red Bull MotoGP Rookies Cup	KTM	**199.2**	Race Nr. 2
64	**David MUÑOZ**	**SPA**	Red Bull MotoGP Rookies Cup	KTM	**199.2**	Race Nr. 2
42	**Soma GÖRBE**	**HUN**	Red Bull MotoGP Rookies Cup	KTM	**198.1**	Race Nr. 2
34	**Mario AJI**	**INA**	Red Bull MotoGP Rookies Cup	KTM	**196.7**	Race Nr. 2
14	**Cormac BUCHANAN**	**NZE**	Red Bull MotoGP Rookies Cup	KTM	**196.3**	Race Nr. 2
9	**Freddie HEINRICH**	**GER**	Red Bull MotoGP Rookies Cup	KTM	**195.2**	Race Nr. 2

DORNA DATA PROCESSING -TIMING SERVICE DORNA DATA PROCESSING TIMING SERVICE DORNA DATA PROCESSING TIMING SERVICE DORNA DATA PROCESSING TIMING SERVICE DORNA DATA PROCESSING TIMING SERVICE DORNA DATA PROCESSING TIMING SERVICE DORNA DATA PROCESSING TIMING SERVICE DORNA DATA PROCCEESSS

Sachsenring, Sunday, June 20, 2021

Sachsenring

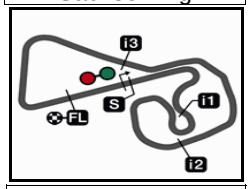

3671 m.

Results and timing service provided by TISSOT

After the **LIQUI MOLY MOTORRAD GRAND PRIX DEUTSCHLAND**

RookiesCup

2021 Riders Performance

(Qualifying Position - Starting Position - Race Position)

	Rider	*Points*	POR	POR	SPA	SPA	ITA	ITA	GER	GER	*STY*	*STY*	*AUT*	*AUT*	*ARA*	*ARA*					
1	**ALONSO David**	**125**	5	5	1	1	13	13	7	7											
			5-1	5-1	1-7	1-8	13-4	13-2	7-1	7-NC	-	-	-	-	-	-	-	-	-	-	-
2	**MUÑOZ David**	**119**	3	3	7	7	10	10	6	6											
			3-5	3-4	7-1	7-7	10-2	10-1	6-3	6-NC	-	-	-	-	-	-	-	-	-	-	-
3	**HOLGADO Daniel**	**107**	6	6	2	2	3	3	2	2											
			6-4	6-2	2-4	2-1	3-6	3-4	2-4	2-NC	-	-	-	-	-	-	-	-	-	-	-
4	**MOREIRA Diogo**	**104**	1	1	3	3	8	8	13	13											
			1-2	1-8	3-3	3-2	8-3	8-15	11-6	12-4	-	-	-	-	-	-	-	-	-	-	-
5	**BERTELLE Matteo**	**75**	8	8	11	11	6	6	1	1											
			8-NC	8-5	11-11	11-4	6-5	6-6	1-NC	1-1	-	-	-	-	-	-	-	-	-	-	-
6	**ORTOLÁ Ivan**	**73**	9	9	6	6	2	2	8	8											
			9-6	9-6	6-2	6-NC	2-10	2-3	8-5	8-NC	-	-	-	-	-	-	-	-	-	-	-
7	**URIARTE Marcos**	**69**	4	4	8	8	1	1	5	5											
			4-3	4-9	8-5	8-NC	1-12	1-5	5-2	5-NC	-	-	-	-	-	-	-	-	-	-	-
8	**MUÑOZ Daniel**	**61**	13	13	12	12	9	9	9	9											
			13-8	13-12	12-6	12-6	9-7	9-17	9-NC	9-2	-	-	-	-	-	-	-	-	-	-	-
9	**MILLAN Alex**	**52**	2	2	5	5	4	4	11	11											
			2-7	2-3	5-9	5-3	4-NL	4-12	-NS	-NS	-	-	-	-	-	-	-	-	-	-	-
10	**BUASRI Tatchakorn**	**46**	12	12	17	17	17	17	10	10											
			12-13	12-NC	17-13	17-13	17-9	16-8	10-10	10-3	-	-	-	-	-	-	-	-	-	-	-
11	**AJI Mario**	**45**	15	15	9	9	5	5	3	3											
			15-12	15-11	9-8	9-5	5-8	5-NC	3-NC	3-7	-	-	-	-	-	-	-	-	-	-	-
12	**VEIJER Collin**	**40**	7	7	10	10	7	7	14	14											
			7-10	7-7	10-10	10-NC	7-11	7-7	12-NC	13-11	-	-	-	-	-	-	-	-	-	-	-
13	**OGDEN Scott**	**34**	11	11	14	14	11	11	19	19											
			11-9	11-10	14-15	14-9	11-13	11-13	17-NC	18-9	-	-	-	-	-	-	-	-	-	-	-

NC=Not classified **NL=Not finished first lap** **NP=Not started race re-start** **N2=Not finished first lap race re-start** **EX=Excluded** **NS=Not Started** **DS=Disqualified**

DORNA DATA PROCESSING .TIMING SERVICE DORNA DATA PROCESSING TIMING SERVICE DORNA DATA PROCESSING TIMING SERVICE DORNA DATA PROCESSING TIMING SERVICE DORNA DATA PROCESSING TIMING SERVICE DORNA DATA PROCESSING TIMING SERVICE DORNA DATA PROCESSING TIMING SERVICE DORNA DATA PROCCEESSS

	Rider	Points	POR	POR	SPA	SPA	ITA	ITA	GER	GER	STY	STY	AUT	AUT	ARA	ARA					
14	DETTWILER Noah	30	18	18	15	15	15	15	18	18											
			18-17	18-NC	15-12	15-10	15-14	-NS	15-9	17-5	-	-	-	-	-	-	-	-	-	-	-
15	FURUSATO Taiyo	27					19	19	4	4											
			-	-	-	-	19-1	18-14	4-NC	4-NC	-	-	-	-	-	-	-	-	-	-	-
16	FARIOLI Filippo	27	14	14	4	4	14	14	26	26											
			14-11	14-18	4-16	4-NC	14-20	14-9	24-7	25-10	-	-	-	-	-	-	-	-	-	-	-
17	LUNETTA Luca	26	22	22	18	18	12	12	16	16											
			22-16	21-NC	18-14	18-19	12-16	12-10	14-8	15-6	-	-	-	-	-	-	-	-	-	-	-
18	VOIGHT Harrison	19	10	10	16	16			22	22											
			10-19	10-13	16-17	16-12	-	-	20-12	21-8	-	-	-	-	-	-	-	-	-	-	-
19	NISHIMURA Sho	19	19	19	13	13	18	18	17	17											
			19-14	19-16	13-18	13-11	18-18	17-11	25-11	16-14	-	-	-	-	-	-	-	-	-	-	-
20	GÖRBE Soma	7	25	25	20	20	22	22	12	12											
			25-NC	24-21	20-NC	20-17	22-17	21-NC	16-13	11-12	-	-	-	-	-	-	-	-	-	-	-
21	ROSENTHALER Jakob	6	16	16	24	24	21	21	25	25											
			16-15	16-15	23-NC	24-14	21-19	20-19	23-15	24-15	-	-	-	-	-	-	-	-	-	-	-
22	O'SHEA Eddie	4	23	23	19	19	23	23	15	15											
			23-21	22-19	19-23	19-15	23-22	22-NL	13-NC	14-13	-	-	-	-	-	-	-	-	-	-	-
23	MIHAILA Demis	3	17	17	21	21	16	16	21	21											
			17-18	17-17	21-20	21-16	16-15	15-16	19-14	20-NC	-	-	-	-	-	-	-	-	-	-	-
24	HEINRICH Freddie	2	21	21	23	23	20	20	20	20											
			21-20	20-14	22-19	23-NC	20-NL	19-21	18-NC	19-NC	-	-	-	-	-	-	-	-	-	-	-
25	BUCHANAN Cormac	0	24	24	25	25	25	25	24	24											
			24-22	23-20	24-22	25-18	25-23	24-18	22-17	23-16	-	-	-	-	-	-	-	-	-	-	-
26	PERRIN Bartholomé	0	26	26	22	22	24	24	23	23											
			26-NC	25-NC	25-21	22-20	24-21	23-20	21-16	22-17	-	-	-	-	-	-	-	-	-	-	-

NC=Not classified NL=Not finished first lap NP=Not started race re-start N2=Not finished first lap race re-start EX=Excluded NS=Not Started DS=Disqualified

DORNA DATA PROCESSING .TIMING SERVICE DORNA DATA PROCESSING TIMING SERVICE DORNA DATA PROCESSING TIMING SERVICE DORNA DATA PROCESSING TIMING SERVICE DORNA DATA PROCESSING TIMING SERVICE DORNA DATA PROCESSING TIMING SERVICE DORNA DATA PROCESSING TIMING SERVICE DORNA DATA PROCCEESSS

Sachsenring

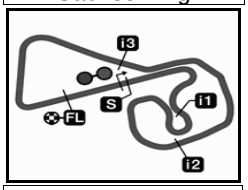

3671 m.

Results and timing service provided by TISSOT

RookiesCup

LIQUI MOLY MOTORRAD GRAND PRIX DEUTSCHLAND

Championship Classification

	Rider		Nation	Points	POR	POR	SPA	SPA	ITA	ITA	GER	GER	STY	STY	AUT	AUT	ARA	ARA
1	**ALONSO David**		COL	**125**	25	25	9	8	13	20	25	-						
2	**MUÑOZ David**		SPA	**119**	11	13	25	9	20	25	16	-						
3	**HOLGADO Daniel**		SPA	**107**	13	20	13	25	10	13	13	-						
4	**MOREIRA Diogo**		BRA	**104**	20	8	16	20	16	1	10	13						
5	**BERTELLE Matteo**		ITA	**75**	-	11	5	13	11	10	-	25						
6	**ORTOLÁ Ivan**		SPA	**73**	10	10	20	-	6	16	11	-						
7	**URIARTE Marcos**		SPA	**69**	16	7	11	-	4	11	20	-						
8	**MUÑOZ Daniel**		SPA	**61**	8	4	10	10	9	0	-	20						
9	**MILLAN Alex**		SPA	**52**	9	16	7	16	-	4	-	-						
10	**BUASRI Tatchakorn**		THA	**46**	3	-	3	3	7	8	6	16						
11	**AJI Mario**		INA	**45**	4	5	8	11	8	-	-	9						
12	**VEIJER Collin**		NED	**40**	6	9	6	-	5	9	-	5						
13	**OGDEN Scott**		GBR	**34**	7	6	1	7	3	3	-	7						
14	**DETTWILER Noah**		SWI	**30**	0	-	4	6	2	-	7	11						
15	**FURUSATO Taiyo**		JPN	**27**	-	-	-	-	25	2	-	-						
16	**FARIOLI Filippo**		ITA	**27**	5	0	0	-	0	7	9	6						
17	**LUNETTA Luca**		ITA	**26**	0	-	2	0	0	6	8	10						
18	**VOIGHT Harrison**		AUS	**19**	0	3	0	4	-	-	4	8						
19	**NISHIMURA Sho**		JPN	**19**	2	0	0	5	0	5	5	2						
20	**GÖRBE Soma**		HUN	**7**	-	0	-	0	0	-	3	4						
21	**ROSENTHALER Jakob**		AUT	**6**	1	1	-	2	0	0	1	1						
22	**O'SHEA Eddie**		GBR	**4**	0	0	0	1	0	-	-	3						
23	**MIHAILA Demis**		ITA	**3**	0	0	0	0	1	0	2	-						
24	**HEINRICH Freddie**		GER	**2**	0	2	0	-	-	0	-	-						
25	**BUCHANAN Cormac**		NZE	**0**	0	0	0	0	0	0	0	0						
26	**PERRIN Bartholomé**		FRA	**0**	-	-	0	0	0	0	0	0						

DORNA DATA PROCESSING ,TIMING SERVICE DORNA DATA PROCESSING TIMING SERVICE DORNA DATA PROCESSING TIMING SERVICE DORNA DATA PROCESSING TIMING SERVICE DORNA DATA PROCESSING TIMING SERVICE DORNA DATA PROCESSING TIMING SERVICE DORNA DATA PROCESSING TIMING SERVICE DORNA DATA PROCCEESSS

Sachsenring, Sunday, June 20, 2021