


4542 m.

MOTUL TT ASSEN**Race Nr. 1****Classification after 15 laps = 68.13 km**

<i>Pos</i>		<i>Rider</i>	<i>Nation</i>	<i>Team</i>	<i>Motorcycle</i>	<i>Total Time</i>	<i>Km/h</i>	<i>Gap</i>
1	25	81 Lorenz LUCIANO	BEL	Junior Black Knights Team	KTM	29'49.954	137.0	
2	20	23 Stepan ZUDA	CZE	Motoracing23 Klub V ACR	KTM	29'49.998	137.0	0.044
3	16	59 Jakub GURECKY	CZE	JRT Brno Circuit	KTM	29'50.448	136.9	0.494
4	13	27 Loris VENEMAN	NED	Kahuna Security Racing	KTM	29'50.479	136.9	0.525
5	11	68 Kas BEEKMANS	NED	Team KNMV	KTM	29'50.518	136.9	0.564
6	10	65 Damian BOESSENKOOL	NED	Team KNMV	KTM	29'50.557	136.9	0.603
7	9	48 Lenox PHOMMARA	SWI	Phommara Team	KTM	29'52.275	136.8	2.321
8	8	94 Niklas KITZBICHLER	AUT	Racing-Team-Kitzbichler	KTM	30'02.548	136.0	12.594
9	7	92 Rossi MOOR	HUN	FAIRIUM Next Generation Riders	KTM	30'07.560	135.6	17.606
10	6	56 Jonas KOCOUREK	CZE	JRT Brno Circuit	KTM	30'07.776	135.6	17.822
11	5	93 Korbinian BRANDL	GER	RBR - Racing	KTM	30'08.307	135.6	18.353
12	4	77 Noel WILLEMSEN	GER	MCA Racing	KTM	30'08.361	135.6	18.407
13	3	28 Kevin FARKAS	HUN	FAIRIUM Next Generation Riders	KTM	30'08.765	135.5	18.811
14	2	10 Valentino HERRLICH	GER	Busch und Wagner Racing Team	KTM	30'09.317	135.5	19.363
15	1	19 Rio OLOFSEN	NED	Team KNMV	KTM	30'09.488	135.5	19.534
16		18 Noa CUYPERS	BEL	Junior Black Knights Team	KTM	30'10.426	135.4	20.472
17		20 Dustin SCHNEIDER	GER	PrüstelGP Juniorteam	KTM	30'17.791	134.9	27.837
18		2 Jordan BARTUCCA	SWI	Allesauto Racing	KTM	30'19.209	134.8	29.255
19		25 Kimi GUNDERMANN	SWI	KG – Racing	KTM	30'27.349	134.2	37.395
20		44 Tibor VARGA	HUN	Forty Racing Team	KTM	30'28.136	134.1	38.182
21		37 Phil URLASS	GER	PrüstelGP Juniorteam	KTM	30'46.836	132.8	56.882
22		15 Julius COENEN	GER	Helena und Julius Racing Team -	KTM	30'46.863	132.8	56.909
23		24 Julius Caesar RÖRIG	GER	MCA Racing	KTM	30'47.133	132.7	57.179
24		6 Jacopo HOSCIUC	ROU	Hos Racing Team	KTM	30'50.457	132.5	1'00.503
Not Classified								
		7 Mateusz MOLIK	POL	Speed Day Junior Racing Team	KTM	15'13.047	125.3	8 laps

Race condition: Wet**Air: 24°****Humidity: 70%****Ground: 32°****Pole Position:****Fastest Lap (New record):****Best Race Lap:****All Time Lap Record:**

	Rossi MOOR	1'51.284	146.9 Km/h
Lap 14	Niklas KITZBICHLER	1'56.779	140.0 Km/h
	New track layout		
2021	Rossi MOOR	1'50.466	148.0 Km/h

17:00'20

17:08'25

17:12'49

17:15'47

17:17'39

17:31'02 Mateusz MOLIK

SIGHTING LAP START

Race declared wet

WARM UP LAP START**RACE START****No jump start**

entered pits and retired

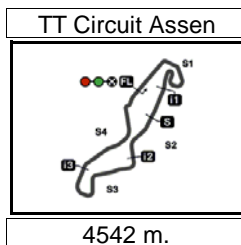
The results are provisional until the end of the limit for protest and appeals.

Time limit for protest expires 30' after publication of the results - Time:

DORNA DATA PROCESSING TIMING SERVICE DORNA DATA PROCESSING TIMING SERVICE DORNA DATA PROCESSING TIMING SERVICE DORNA DATA PROCESSING TIMING SERVICE DORNA DATA PROCESSING TIMING SERVICE DORNA DATA PROCESSING TIMING SERVICE DORNA DATA PROCESSING TIMING SERVICE DORNA DATA PROCESSING TIMING SERVICE DORNA DATA PROCESSING TIMING SERVICE DORNA DATA PROCESSING TIMING SERVICE DORNA DATA PROCESSES



Assen, Saturday, June 26, 2021



MOTUL TT ASSEN
Race Nr. 1
Chronological Analysis of Performances

* Lap / Sector time cancelled **T1** Time from finish line to 1st intermediate **T3** Time from 2nd intermed. to 3rd intermed.
P Crossing the finish line in pit lane **T2** Time from 1st intermed. to 2nd intermed. **T4** Time from 3rd intermediate to finish line

Lap	Lap Time	T1	T2	T3	T4	Speed	Lap	Lap Time	T1	T2	T3	T4	Speed
1st 81 Lorenz LUCIANO Junior Black Knights BEL													
Runs=1 Total laps=15 Full laps=14													
1	2'08.100	48.016	18.996	33.560	27.528	188.8	9	1'59.388	40.096	18.174	33.073	28.045	189.7
2	2'00.535	40.959	19.008	32.815	27.753	182.4	10	1'58.332	39.624	18.172	32.646	27.890	188.5
3	1'59.983	40.119	18.904	32.860	28.100	183.5	11	1'57.761	39.166	18.391	32.679	27.525	191.2
4	2'00.493	40.684	18.412	32.828	28.569	190.6	12	1'59.132	39.294	18.302	33.285	28.251	188.0
5	1'59.266	39.691	18.379	32.981	28.215	189.4	13	1'57.831	38.619	18.590	33.008	27.614	188.8
6	1'58.215	39.963	18.491	32.680	27.081	186.8	14	1'56.888	38.359	18.220	33.165	27.144	189.4
7	1'58.035	39.166	18.582	32.781	27.506	184.6	15	1'57.685	38.643	18.409	32.923	27.710	193.0
8	1'58.739	38.960	18.687	33.198	27.894	184.0	4th 27 Loris VENEMAN Kahuna Security Raci NED						
9	1'59.595	40.027	18.668	32.850	28.050	184.3	Runs=1 Total laps=15 Full laps=14						
10	1'58.136	39.166	18.315	32.623	28.032	190.3	1	2'08.362	47.213	19.448	33.581	28.120	179.2
11	1'58.202	39.094	18.542	32.829	27.737	190.6	2	2'00.575	41.158	18.876	33.062	27.479	182.6
12	1'58.249	39.335	18.446	32.879	27.589	191.2	3	1'59.542	40.517	18.566	32.834	27.625	186.8
13	1'57.554	38.902	18.498	32.624	27.530	190.6	4	1'59.976	40.014	18.674	33.203	28.085	182.9
14	1'57.376	38.314	18.599	32.779	27.684	184.3	5	1'59.871	39.997	18.627	33.042	28.205	186.5
15	1'57.476	38.334	18.609	32.874	27.659	185.4	6	1'58.850	39.769	18.916	32.855	27.310	181.8
2nd 23 Stepan ZUDA Motoracing23 Klub V CZE													
Runs=1 Total laps=15 Full laps=13													
1	2'12.353	51.599	18.963	34.104	27.687	188.5	7	1'58.191	39.444	18.656	32.909	27.182	184.0
2	2'01.629	41.812	18.790	33.544	27.483	183.5	8	1'58.561	39.139	18.299	33.071	28.052	196.1
3	1'59.269	40.581	18.613	32.857	27.218	184.0	9	1'58.650	39.726	18.364	32.829	27.731	190.9
4	1'57.758	39.759	18.423	32.634	26.942	187.1	10	1'58.450	38.603	18.646	32.827	28.374	182.1
5	1'58.787	40.425	18.508	32.838	27.016	188.3	11	1'58.817	39.161	18.628	32.902	28.126	189.4
6	1'57.713	39.296	18.352	32.919	27.146	188.5	12	1'58.050	38.863	18.050	33.041	28.096	193.3
7	1'58.027	39.733	18.151	32.930	27.213	193.3	13	1'57.473	38.674	18.667	32.720	27.412	189.4
8	1'58.550	39.256	18.169	33.288	27.837	192.1	14	1'57.203	38.459	18.387	32.708	27.649	186.8
9	1'58.665	39.875	18.360	32.756	27.674	195.8	15	1'57.908	38.871	18.382	32.675	27.980	192.7
10	1'58.511	40.099	18.167	32.423	27.822	191.5	5th 68 Kas BEEKMANS Team KNMV NED						
11	1'58.363	39.411	18.309	32.980	27.663	191.8	Runs=1 Total laps=15 Full laps=12						
12	1'58.100 *	38.921	18.186	33.113	27.880*	193.3	1	2'08.634	48.179	19.021	33.725	27.709	187.7
13	1'57.564	38.839	18.257	32.580	27.888	192.4	2	2'00.567	41.254	18.867	32.837	27.609	188.0
14	1'57.376	38.456	18.461	32.966	27.493	187.1	3	1'59.982	40.641	18.697	32.876	27.768	185.7
15	1'57.333	38.485	18.564	32.718	27.566	185.1	4	1'59.428	40.374	18.358	32.911	27.785	189.1
3rd 59 Jakub GURECKY JRT Brno Circuit CZE													
Runs=1 Total laps=15 Full laps=14													
1	2'09.522	49.727	19.183	33.254	27.358	185.1	5	1'59.439	39.778	18.633	33.013	28.015	186.8
2	2'00.014	40.755	18.757	33.094	27.408	188.3	6	1'59.378	40.232	18.717	33.174	27.255	184.8
3	1'59.226	40.358	18.602	32.681	27.585	183.7	7	1'58.401	39.597	18.457	33.138	27.209	186.8
4	1'59.548	40.202	18.528	32.964	27.854	190.9	8	1'58.761	39.191	18.507	33.593	27.470	183.5
5	1'59.868	39.854	18.729	32.976	28.309	181.8	9	1'58.636	39.843	18.178	33.156	27.459	191.5
6	1'58.644	39.914	18.708	32.614	27.408	186.5	10	1'59.276	40.395	18.243	33.104	27.534	189.4
7	1'58.159	39.293	18.309	32.968	27.589	188.0	11	1'57.393	38.817	18.365	32.839	27.372	188.0
8	1'58.450	39.433	18.359	33.385	27.273	195.5	12	1'58.467	39.149	18.239	32.882	28.197	192.1
Fastest Lap: Niklas KITZBICHLER Racing-Team-Kitzbich AUT 1'56.779 38.538 18.202 32.706 27.333													





4542 m.

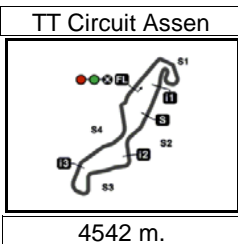
MOTUL TT ASSEN

Race Nr. 1

Analysis by Lap

Num Lap Time Gap

Num	Lap	Time	Gap	Num	Lap	Time	Gap	Num	Lap	Time	Gap	Num	Lap	Time	Gap												
Lap 1																											
81	2'08.100			18	1'59.529	10.701		10	1'59.960	20.919		15	2'01.371	39.802													
48	2'08.295	0.195		28	1'58.998	10.895		20	2'00.038	22.541		Lap 10															
27	2'08.362	0.262		93	1'59.016	11.009		25	2'00.180	22.732		94	1'58.478														
68	2'08.634	0.534		56	1'59.595	11.735		44	2'00.579	24.689		48	1'58.186	0.077													
94	2'09.377	1.277		2	2'00.116	11.986		6	2'02.053	25.013		27	1'58.450	0.197													
59	2'09.522	1.422		92	2'01.168	17.089		24	2'01.453	25.315		81	1'58.136	0.266													
65	2'11.050	2.950		10	2'01.403	17.610		15	2'01.028	34.481		59	1'58.332	0.320													
77	2'11.578	3.478		6	2'01.938	18.554		37	2'01.424	34.747		23	1'58.511	0.431													
23	2'12.353	4.253		25	2'01.903	19.020		7	2'15.007	1'08.420		65	1'58.560	0.795													
19	2'12.703	4.603		24	2'02.113	19.032		Lap 8								68	1'59.276	1.671									
92	2'13.029	4.929		20	2'02.199	19.188		48	1'58.178			19	1'58.348	10.320													
6	2'13.164	5.064		44	2'02.059	19.437		81	1'58.739	0.058		77	1'58.442	10.609													
18	2'13.463	5.363		15	2'02.986	28.121		59	1'58.450	0.123		56	1'59.193	16.200													
93	2'13.631	5.531		37	2'03.365	28.828		94	1'58.705	0.284		93	1'59.182	16.343													
28	2'13.770	5.670		7	2'05.340	44.972		27	1'58.561	0.620		28	1'59.268	17.123													
56	2'13.928	5.828		Lap 6																18	1'59.841	17.303					
10	2'14.256	6.156		81	1'58.215			23	1'58.550	0.778		2	2'00.368	19.064													
24	2'14.433	6.333		59	1'58.644	0.230		65	1'58.354	1.075		92	1'57.739	19.393													
25	2'14.688	6.588		94	1'59.136	0.477		68	1'58.761	1.282		10	1'57.625	19.644													
2	2'14.993	6.893		27	1'58.850	0.584		19	1'59.118	10.213		20	1'58.953	24.860													
20	2'15.234	7.134		48	1'58.657	0.723		77	1'59.182	10.394		25	1'59.827	27.093													
44	2'15.693	7.593		68	1'59.378	0.836		56	1'59.918	15.384		44	2'00.196	29.276													
37	2'18.710	10.610		23	1'57.713	0.917		93	1'59.950	15.543		6	2'02.646	36.027													
15	2'18.710	10.610		65	1'57.632	1.164		18	2'00.357	15.767		24	2'02.684	36.467													
7	2'21.917	13.817		19	1'58.836	8.556		2	2'00.304	16.360		15	2'01.325	42.649													
Lap 2																37	2'01.622	42.870									
81	2'00.535			77	2'00.701	8.664		92	1'58.945	21.098		Lap 11				59	1'57.761										
48	2'00.574	0.234		28	1'59.856	12.092		10	1'59.078	21.316		94	1'58.123	0.042													
27	2'00.575	0.302		18	2'00.108	12.150		20	1'59.823	23.683		48	1'58.214	0.210													
68	2'00.567	0.566		56	1'59.193	12.269		25	2'00.558	24.609		81	1'58.202	0.387													
94	2'00.030	0.772		93	1'59.988	12.338		44	2'00.189	26.197		23	1'58.363	0.713													
59	2'00.014	0.901		2	1'59.782	13.109		6	2'02.369	28.701		27	1'58.817	0.933													
65	2'00.551	2.966		92	2'00.254	18.684		24	2'02.516	29.150		68	1'57.393	0.983													
77	2'01.501	4.444		10	2'00.043	18.994		15	2'01.676	37.476		65	1'58.374	1.088													
23	2'01.629	5.347		20	2'00.009	20.538		37	2'01.739	37.805		19	2'00.220	12.459													
19	2'02.414	6.482		25	2'00.226	20.587		Lap 9								77	1'59.968	12.496									
28	2'03.761	8.896		6	2'01.100	20.995		94	1'58.761			56	1'58.590	16.709													
18	2'04.433	9.261		24	2'01.524	21.897		27	1'58.650	0.225		93	1'58.660	16.922													
2	2'03.617	9.975		44	2'01.367	22.145		48	1'59.414	0.369		18	1'58.250	17.472													
56	2'04.774	10.067		37	2'01.189	31.358		59	1'59.388	0.466		28	1'58.617	17.659													
6	2'05.660	10.189		15	2'02.026	31.488		81	1'59.595	0.608		92	1'57.931	19.243													
93	2'05.345	10.341		7	2'05.135	51.448		65	1'58.683	0.713		10	1'57.906	19.469													
92	2'06.033	10.427		Lap 7																2	1'59.258	20.241					
10	2'04.853	10.474		81	1'58.035			68	1'58.636	0.873		20	1'58.986	25.765													
24	2'05.078	10.876		94	1'57.818	0.260		19	1'59.282	10.450		25	1'59.798	28.810													
20	2'04.338	10.937		59	1'58.159	0.354		77	1'59.296	10.645		44	2'00.486	31.681													
25	2'05.059	11.112		48	1'57.815	0.503		56	1'59.146	15.485		6	2'02.932	40.878													
44	2'04.514	11.572		27	1'58.191	0.740		93	1'59.141	15.639		24	2'02.807	41.193													
15	2'05.439	15.514		23	1'58.027	0.909		18	1'59.218	15.940		37	2'00.461	45.250													
37	2'05.785	15.860		68	1'58.401	1.202		28	1'59.310	16.333		15	2'00.772	45.340													
7	2'10.313	23.595		65	1'58.273	1.402		2	1'59.859	17.174		Lap 12				48	1'58.275										
Lap 3																92	1'58.079	20.132		81	1'58.249	0.151					
48	1'59.540			10	1'58.226	20.497		10	1'58.226	20.497		23	1'58.100	0.328													
27	1'59.542	0.070		20	1'59.747	24.385		20	1'59.747	24.385		27	1'58.050	0.498													
81	1'59.983	0.209		25	2'00.180	25.744		25	2'00.180	25.744																	
59	1'59.226	0.353		44	2'00.406	27.558		44	2'00.406	27.558																	
Lap 4																6	2'02.203	31.859									
59	1'59.548			37	2'04.066	25.086		37	2'04.066	25.086																	
27	1'59.976	0.145		7	2'07.049	39.255		7	2'07.049	39.255																	
68	1'59.428	0.301		Lap 5																							
94	1'59.708	0.723		94	1'58.900			94	1'58.900																		
48	2'00.688	0.787		68	1'59.439	0.117		68	1'59.439	0.117																	
81	2'00.493	0.801		59	1'59.868	0.245		59	1'59.868	0.245																	
65	1'59.209	2.631		27	1'59.871	0.393		27	1'59.871	0.393																	
23	1'57.758	2.699		81	1'59.266	0.444		81	1'59.266	0.444																	
77	2'00.281	5.417		48	1'59.561	0.725		48	1'59.561	0.725																	
19	1'59.964	8.369		23	1'58.787	1.863		23	1'58.787	1.863																	
18	2'00.061	10.795		65	1'59.183	2.191		65	1'59.183	2.191																	
2	2'00.406	11.493		77	2'00.828	6.622		77	2'00.828	6.622																	
92	2'02.202	15.544		19	1'59.633	8.379		19	1'59.633	8.379																	
10	2'02.047	15.830		Lap 6																							
6	2'02.348	16.239		94	1'58.900			94	1'58.900																		
24	2'02.323	16.542		68	1'59.439	0.117		68	1'59.439	0.117																	
20	2'02.346	16.612		59	1'59.868	0.245		59	1'59.868	0.245																	
25	2'01.330	16.740		27	1'59.871	0.393		27	1'59.871	0.393																	
44	2'01.712	17.001		81	1'59.266	0.444		81	1'59.266	0.444																	
15	2'04.126	24.758		48	1'59.561	0.725		48	1'59.561	0.725																	
37	2'04.066	25.086		23	1'58.787	1.863		23	1'58.787	1.863																	
7	2'07.049	39.255		65	1'59.183	2.191		65	1'59.183	2.191																	
Lap 7																											
81	1'58.035			Lap 8																							
94	1'57.818	0.260		94	1'58.900			94	1'58.900																		
59	1'58.159	0.354		68	1'59.439	0.117		68	1'59.439	0.117																	
48	1'57.815	0.503		59	1'59.868	0.245		59	1'59.868	0.245																	
27	1'58.191	0.740		27	1'59.871	0.393		27	1'59.871	0.393																	
23	1'58.027	0.909		81	1'59.266	0.444		81	1'59.266	0.444																	
68	1'58.401	1.202		48	1'59.561	0.725		48	1'59.561	0.725																	
65	1'58.273	1.402		23	1'58.787	1.863		23	1'58.787	1.863																	
19	1'59.255	9.776		65	1'59.183	2.191		65	1'59.183	2.191																	
77	1'59.264	9.893		77	2'00.828	6.622		77	2'00.828	6.622																	
18	1'59.976	14.091		19	1'59.633	8.379		19	1'59.633	8.379																	
56	1'59.913	14.147		Lap 9 </																							



Results and timing service provided by **TISSOT**

After the **MOTUL TT ASSEN**

NTC

2021 Riders Performance

(Qualifying Position - Starting Position - Race Position)

Rider	Points	FRA	FRA	DEU	DEU	GER	GER	NED	NED	STY	STY	DUT	DUT	RBR	RBR					
1 GURECKY Jakub	156	3	3	3	3	1	1	20												
		3-2	3-1	3-1	3-1	1-1	1-2	20-3	-	-	-	-	-	-	-	-	-	-	-	-
2 LUCIANO Lorenz	123	2	2	4	4	2	2	8												
		2-1	2-2	4-10	4-2	2-3	2-5	8-1	-	-	-	-	-	-	-	-	-	-	-	-
3 MOOR Rossi	75	1	1	1	1	3	3	1												
		1-NL	1-15	1-5	1-5	3-2	3-1	1-9	-	-	-	-	-	-	-	-	-	-	-	-
4 KOCOUREK Jonas	72	5	5	6	6	7	7	14												
		5-3	5-NC	6-2	6-3	7-9	7-9	16-10	-	-	-	-	-	-	-	-	-	-	-	-
5 BEEKMANS Kas	72	6	6	11	11	4	4	6												
		6-7	6-5	11-8	11-6	4-4	4-6	6-5	-	-	-	-	-	-	-	-	-	-	-	-
6 PHOMMARA Lenox	64	8	8	16	16	DS	DS	4												
		8-4	8-6	16-3	16-4	25-NC	25-13	4-7	-	-	-	-	-	-	-	-	-	-	-	-
7 KITZBICHLER Niklas	60	10	10	14	14	8	8	5												
		10-6	10-4	14-12	14-9	8-7	8-7	5-8	-	-	-	-	-	-	-	-	-	-	-	-
8 HOSCIUC Jacopo	55	4	4	2	2	5	5	3												
		4-13	4-3	2-NC	2-7	5-5	5-3	3-24	-	-	-	-	-	-	-	-	-	-	-	-
9 ZUDA Stepan	46			5	5	NC	NC	11												
		-	-	5-9	5-13	24-8	24-8	11-2	-	-	-	-	-	-	-	-	-	-	-	-
10 FARKAS Kevin	35	15	15	19	19	15	15	10												
		15-10	15-NC	19-14	19-15	15-6	15-4	10-13	-	-	-	-	-	-	-	-	-	-	-	-
11 VARGA Tibor	33	12	12	7	7	11	11	18												
		14-9	12-NC	7-6	7-12	11-10	11-10	18-20	-	-	-	-	-	-	-	-	-	-	-	-
12 VINCZE Martin	29	11	11	8	8	6	6													
		11-14	11-11	8-7	8-11	6-12	6-12	-	-	-	-	-	-	-	-	-	-	-	-	-
13 BARTUCCA Jordan	23	NC	NC	12	12	17	17	24												
		21-NC	21-8	12-4	12-NC	17-14	17-18	24-18	-	-	-	-	-	-	-	-	-	-	-	-

NC=Not classified NL=Not finished first lap NP=Not started race re-start N2=Not finished first lap race re-start EX=Excluded NS=Not Started DS=Disqualified

These data/results cannot be reproduced, stored and/or transmitted in whole or in part by any manner of electronic, mechanical, photocopying, recording, broadcasting or otherwise now known or herein after developed without the previous express consent by the copyright owner, except for reproduction in daily press and regular printed publications on sale to the public within 60 days of the event related to those data/results and always provided that copyright symbol appears together as follows below.
© DORNA, 2021

	Rider	Points	FRA	FRA	DEU	DEU	GER	GER	NED	NED	STY	STY	DUT	DUT	RBR	RBR					
14	BOESSENKOOL Damian	23	14	14	9	9	16	16	7												
			13-15	14-NC	9-13	9-8	16-NS	16-15	7-6	-	-	-	-	-	-	-	-	-	-	-	-
15	WILLEMSSEN Noel	23	9	9	10	10	10	10	15												
			9-8	9-NC	10-11	10-10	10-NS	10-NC	14-12	-	-	-	-	-	-	-	-	-	-	-	-
16	SCHNEIDER Dustin	17	13	13	17	17	13	13	13												
			12-5	13-13	17-20	17-17	13-13	13-16	13-17	-	-	-	-	-	-	-	-	-	-	-	-
17	VENEMAN Loris	15					14	14	2												
			-	-	-	-	14-NC	14-14	2-4	-	-	-	-	-	-	-	-	-	-	-	-
18	BRANDL Korbinian	12	18	18	23	23	22	22	19												
			18-NL	18-9	23-16	23-19	22-NL	22-20	19-11	-	-	-	-	-	-	-	-	-	-	-	-
19	HERRLICH Valentino	12			18	18	9	9	9												
			-	-	18-21	18-NC	9-11	9-11	9-14	-	-	-	-	-	-	-	-	-	-	-	-
20	OLOFSEN Rio	10	16	16	20	20	20	20	16												
			16-17	16-7	20-18	20-16	20-18	20-17	15-15	-	-	-	-	-	-	-	-	-	-	-	-
21	CUYPERS Noa	9	19	19	22	22	19	19	21												
			19-11	22-12	22-17	22-18	19-NC	19-NC	21-16	-	-	-	-	-	-	-	-	-	-	-	-
22	RÖRIG Julius Caesar	8	17	17	13	13	18	18	17												
			17-12	17-16	13-15	13-14	18-15	18-21	17-23	-	-	-	-	-	-	-	-	-	-	-	-
23	MOLIK Mateusz	6	7	7	15	15	12	12	12												
			7-18	7-10	15-NC	15-NS	12-16	12-NC	12-NC	-	-	-	-	-	-	-	-	-	-	-	-
24	GUNDERMANN Kimi	2	20	20	21	21	23	23	25												
			20-16	20-14	21-19	21-20	23-19	23-22	25-19	-	-	-	-	-	-	-	-	-	-	-	-
25	COENEN Julius	0					21	21	22												
			-	-	-	-	21-17	21-19	22-22	-	-	-	-	-	-	-	-	-	-	-	-
26	URLASS Phil	0							23												
			-	-	-	-	-	-	23-21	-	-	-	-	-	-	-	-	-	-	-	-

NC=Not classified NL=Not finished first lap NP=Not started race re-start N2=Not finished first lap race re-start EX=Excluded NS=Not Started DS=Disqualified

These data/results cannot be reproduced, stored and/or transmitted in whole or in part by any manner of electronic, mechanical, photocopying, recording, broadcasting or otherwise now known or herein after developed without the previous express consent by the copyright owner, except for reproduction in daily press and regular printed publications on sale to the public within 60 days of the event related to those data/results and always provided that copyright symbol appears together as follows below.
© DORNA, 2021

