


**MOTUL TT ASSEN****Race Nr. 2****Classification after 15 laps = 68.13 km**

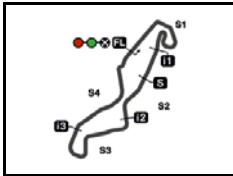
<i>Pos</i>		<i>Rider</i>	<i>Nation</i>	<i>Team</i>	<i>Motorcycle</i>	<i>Total Time</i>	<i>Km/h</i>	<i>Gap</i>
1	25	92 <b>Rossi MOOR</b>	HUN	FAIRIUM Next Generation Riders	KTM	<b>27'55.952</b>	146.3	
2	20	94 <b>Niklas KITZBICHLER</b>	AUT	Racing-Team-Kitzbichler	KTM	<b>28'03.086</b>	145.7	7.134
3	16	59 <b>Jakub GURECKY</b>	CZE	JRT Brno Circuit	KTM	<b>28'03.095</b>	145.7	7.143
4	13	27 <b>Loris VENEMAN</b>	NED	Kahuna Security Racing	KTM	<b>28'03.321</b>	145.7	7.369
5	11	23 <b>Stepan ZUDA</b>	CZE	Motoracing23 Klub V ACR	KTM	<b>28'03.621</b>	145.6	7.669
6	10	81 <b>Lorenz LUCIANO</b>	BEL	Junior Black Knights Team	KTM	<b>28'03.713</b>	145.6	7.761
7	9	44 <b>Tibor VARGA</b>	HUN	Forty Racing Team	KTM	<b>28'03.820</b>	145.6	7.868
8	8	56 <b>Jonas KOCOUREK</b>	CZE	JRT Brno Circuit	KTM	<b>28'03.864</b>	145.6	7.912
9	7	28 <b>Kevin FARKAS</b>	HUN	FAIRIUM Next Generation Riders	KTM	<b>28'05.075</b>	145.5	9.123
10	6	48 <b>Lenox PHOMMARA</b>	SWI	Phommara Team	KTM	<b>28'06.900</b>	145.3	10.948
11	5	20 <b>Dustin SCHNEIDER</b>	GER	PrüstelGP Juniorteam	KTM	<b>28'20.583</b>	144.2	24.631
12	4	19 <b>Rio OLOFSEN</b>	NED	Team KNMV	KTM	<b>28'30.253</b>	143.4	34.301
13	3	77 <b>Noel WILLEMSSEN</b>	GER	MCA Racing	KTM	<b>28'20.619</b>	144.2	24.667
14	2	2 <b>Jordan BARTUCCA</b>	SWI	Allesauto Racing	KTM	<b>28'30.525</b>	143.3	34.573
15	1	93 <b>Korbinian BRANDL</b>	GER	RBR - Racing	KTM	<b>28'30.571</b>	143.3	34.619
16		18 <b>Noa CUYPER</b>	BEL	Junior Black Knights Team	KTM	<b>28'30.840</b>	143.3	34.888
17		7 <b>Mateusz MOLI</b> K	POL	Speed Day Junior Racing Team	KTM	<b>28'30.888</b>	143.3	34.936
18		15 <b>Julius COENEN</b>	GER	Helena und Julius Racing Team -	KTM	<b>28'31.865</b>	143.2	35.913
19		24 <b>Julius Caesar RÖRIG</b>	GER	MCA Racing	KTM	<b>28'57.882</b>	141.1	1'01.930
20		25 <b>Kimi GUNDERMANN</b>	SWI	KG - Racing	KTM	<b>29'02.049</b>	140.7	1'06.097
<b>Not Classified</b>								
		68 <b>Kas BEEKMANS</b>	NED	Team KNMV	KTM	<b>26'11.488</b>	145.6	1 lap
		10 <b>Valentino HERRLICH</b>	GER	Busch und Wagner Racing Team	KTM	<b>26'12.101</b>	145.6	1 lap
		65 <b>Damian BOESSENKOOL</b>	NED	Team KNMV	KTM	<b>25'20.059</b>	139.8	2 laps
		37 <b>Phil URLASS</b>	GER	PrüstelGP Juniorteam	KTM	<b>5'53.223</b>	138.8	12 laps
<b>Not finished first lap</b>								
		6 <b>Jacopo HOSCIUC</b>	ROU	Hos Racing Team	KTM			

The results are provisional until the end of the limit for protest and appeals.

Time limit for protest expires 30' after publication of the results - ..... Time: .....

DORNA DATA PROCESSING TIMING SERVICE DORNA DATA PROCESSING TIMING SERVICE DORNA DATA PROCESSING TIMING SERVICE DORNA DATA PROCESSING TIMING SERVICE DORNA DATA PROCESSING TIMING SERVICE DORNA DATA PROCESSING TIMING SERVICE DORNA DATA PROCESSING TIMING SERVICE DORNA DATA PROCESSING TIMING SERVICE DORNA DATA PROCCEESSS





4542 m.

**MOTUL TT ASSEN**

**Race Nr. 2**

**Classification after 15 laps = 68.13 km**

Pos	Rider	Nation Team	Motorcycle	Total Time	Km/h	Gap
-----	-------	-------------	------------	------------	------	-----

Race condition: **Dry**  
 Air: **26°**  
 Humidity: **62%**  
 Ground: **38°**

<b>Pole Position:</b>				
<b>Fastest Lap (New record):</b>	Lap 9	<b>Kevin FARKAS</b>	<b>1'50.628</b>	147.8 Km/h
<b>Best Race Lap:</b>	2021	<b>Niklas KITZBICHLER</b>	<b>1'56.779</b>	140.0 Km/h
<b>All Time Lap Record:</b>	2021	<b>Rossi MOOR</b>	<b>1'50.466</b>	148.0 Km/h

- 16:15'13
- 16:28'14
- 16:30'56
- 16:32'14 -
- 16:32'43 Jacopo HOSCIUC
- 16:37'16 Phil URLASS
- 16:50'55 Lenox PHOMMARA**
- 16:54'42 Damian BOESSENKOOL
- 16:54'59 Damian BOESSENKOOL
- 16:56'15 Damian BOESSENKOOL
- 16:58'57 Kas BEEKMANS
- 16:58'57 Valentino HERRLICH
- 17:07'18 Noel WILLEMSEN**

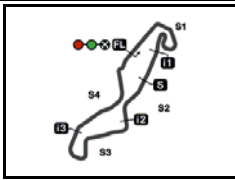
- SIGHTING LAP START**
- WARM UP LAP START**
- RACE START**
- No jump start**
- stopped with machine problems
- crashed out - Medical Centre
- long lap penalty due to advantage gained in shortcut at T17**
- crashed out - Rider OK
- re-joined race
- entered pits and retired
- crashed out - Rider OK
- crashed out - Rider OK
- 1 position penalty due to overtaking under yellow flag**

The results are provisional until the end of the limit for protest and appeals.

Time limit for protest expires 30' after publication of the results - ..... Time: .....

DORNA DATA PROCESSING TIMING SERVICE DORNA DATA PROCESSING TIMING SERVICE DORNA DATA PROCESSING TIMING SERVICE DORNA DATA PROCESSING TIMING SERVICE DORNA DATA PROCESSING TIMING SERVICE DORNA DATA PROCESSING TIMING SERVICE DORNA DATA PROCESSING TIMING SERVICE DORNA DATA PROCESSING





4542 m.

**MOTUL TT ASSEN**  
**Race Nr. 2**  
**Top Speed & Average**

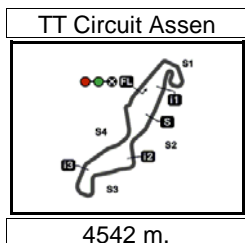


Rider	Nation	Motorcycle	Top 5 speeds					Average	Top
10 Valentino HERRLICH	GER	KTM	205.3	201.9	200.9	200.9	200.0	201.8	<b>205.3</b>
48 Lenox PHOMMARA	SWI	KTM	202.3	201.9	201.3	200.3	200.0	201.2	<b>202.3</b>
56 Jonas KOCOUREK	CZE	KTM	202.3	201.3	200.9	200.3	200.0	201.0	<b>202.3</b>
7 Mateusz MOLIK	POL	KTM	201.9	201.6	200.9	199.3	198.0	200.0	<b>201.9</b>
59 Jakub GURECKY	CZE	KTM	201.9	200.0	199.6	198.3	198.3	199.6	<b>201.9</b>
27 Loris VENEMAN	NED	KTM	201.6	200.6	200.3	200.3	200.3	200.6	<b>201.6</b>
28 Kevin FARKAS	HUN	KTM	201.6	200.3	199.3	199.0	198.3	199.7	<b>201.6</b>
81 Lorenz LUCIANO	BEL	KTM	201.6	200.9	200.3	198.7	196.7	199.6	<b>201.6</b>
23 Stepan ZUDA	CZE	KTM	200.9	200.3	199.0	198.3	197.7	199.2	<b>200.9</b>
44 Tibor VARGA	HUN	KTM	200.0	199.6	199.0	199.0	197.7	199.1	<b>200.0</b>
94 Niklas KITZBICHLER	AUT	KTM	200.0	198.3	197.7	195.2	193.3	195.6	<b>200.0</b>
15 Julius COENEN	GER	KTM	199.0	198.0	198.0	198.0	197.7	198.1	<b>199.0</b>
18 Noa CUYBERS	BEL	KTM	198.7	198.7	198.3	198.0	196.7	197.9	<b>198.7</b>
20 Dustin SCHNEIDER	GER	KTM	198.7	197.4	196.4	195.8	195.5	196.8	<b>198.7</b>
68 Kas BEEKMANS	NED	KTM	198.7	198.0	197.1	196.4	194.9	197.0	<b>198.7</b>
25 Kimi GUNDERMANN	SWI	KTM	197.7	197.1	193.9	192.1	190.9	194.3	<b>197.7</b>
93 Korbinian BRANDL	GER	KTM	197.7	196.4	196.1	196.1	195.2	196.1	<b>197.7</b>
2 Jordan BARTUCCA	SWI	KTM	196.7	196.4	194.5	194.2	192.7	194.9	<b>196.7</b>
77 Noel WILLEMSSEN	GER	KTM	196.7	196.4	195.5	193.6	193.0	195.0	<b>196.7</b>
37 Phil URLASS	GER	KTM	195.8	191.2	189.4			192.1	<b>195.8</b>
65 Damian BOESSENKOOL	NED	KTM	195.2	193.9	193.3	193.0	191.2	193.3	<b>195.2</b>
19 Rio OLOFSEN	NED	KTM	194.5	194.2	193.0	192.7	190.9	193.1	<b>194.5</b>
24 Julius Caesar RÖRIG	GER	KTM	193.9	189.4	186.8	184.8	184.6	187.9	<b>193.9</b>
6 Jacopo HOSCIUC	ROU	KTM	189.7					189.7	<b>189.7</b>
92 Rossi MOOR	HUN	KTM	189.1	187.4	187.1	187.1	187.1	187.6	<b>189.1</b>

DORNA DATA PROCESSING TIMING SERVICE DORNA DATA PROCESSING TIMING SERVICE DORNA DATA PROCESSING TIMING SERVICE DORNA DATA PROCESSING TIMING SERVICE DORNA DATA PROCESSING TIMING SERVICE DORNA DATA PROCESSING TIMING SERVICE DORNA DATA PROCESSING TIMING SERVICE DORNA DATA PROCCESSS







Results and timing service provided by **TISSOT**

**NTC**

**MOTUL TT ASSEN**

**Race Nr. 2**

**Chronological Analysis of Performances**

\* Lap / Sector time cancelled      **T1** Time from finish line to 1st intermediate      **T3** Time from 2nd intermed. to 3rd intermed.  
**P** Crossing the finish line in pit lane      **T2** Time from 1st intermed. to 2nd intermed.      **T4** Time from 3rd intermediate to finish line

Lap	Lap Time	T1	T2	T3	T4	Speed	Lap	Lap Time	T1	T2	T3	T4	Speed
<b>1st</b> <b>92</b>	<b>Rossi MOOR</b>	FAIRIUM Next Gener HUN					9	<b>1'51.549</b>	35.748	17.878	31.136	26.787	188.3
1	1'57.073	41.447	17.849	30.880	26.897	186.0	10	<b>1'52.083</b>	36.414	17.800	30.875	26.994	188.0
2	<b>1'51.884</b>	36.093	17.874	30.997	26.920	186.8	11	<b>1'52.687</b>	36.441	17.794	31.604	26.848	191.8
3	<b>1'51.636</b>	35.889	17.839	31.075	26.833	186.0	12	<b>1'52.167</b>	36.244	17.629	31.241	27.053	190.6
4	<b>1'51.436</b>	35.932	17.963	30.812	26.729	184.8	13	1'52.018 *	36.397	17.751	30.993	26.877*	195.5
5	<b>1'51.531</b>	36.274	17.841	<u>30.689</u>	26.727	186.8	14	<b>1'51.576</b>	36.233	17.774	30.949	26.620	189.4
6	<b>1'51.213</b>	35.910	<u>17.735</u>	30.756	26.812	187.1	15	<b>1'51.830</b>	36.283	17.658	31.029	26.860	191.2
7	<b>1'51.551</b>	35.972	17.765	30.917	26.897	187.4	<b>4th</b> <b>27</b>	<b>Loris VENEMAN</b>	Kahuna Security Raci NED				
8	<b>1'51.120</b>	35.964	17.768	30.751	26.637	186.0	1	1'59.366	42.753	17.976	31.448	27.189	193.6
9	<u>1'50.952</u>	35.844	17.756	30.825	<u>26.527</u>	186.8	2	<b>1'52.425</b>	36.531	17.535	31.263	27.096	194.9
10	<b>1'51.037</b>	<u>35.762</u>	17.820	30.838	26.617	185.4	3	<b>1'52.058</b>	36.442	17.748	31.343	26.525	200.6
11	<b>1'51.016</b>	35.872	17.790	30.811	26.543	186.0	4	<b>1'51.549</b>	36.432	17.541	31.116	26.460	196.1
12	1'50.871 *	35.769	17.838	30.713	26.551*	186.5	5	<b>1'51.618</b>	36.508	17.519	31.222	26.369	200.3
13	<b>1'51.374</b>	36.011	17.773	30.831	26.759	187.1	6	<b>1'51.212</b>	36.236	17.491	30.848	26.637	194.5
14	<b>1'51.370</b>	35.922	17.841	30.954	26.653	187.1	7	<b>1'51.314</b>	36.350	17.576	31.045	26.343	200.3
15	<b>1'51.888</b>	36.057	17.801	31.140	26.890	<u>189.1</u>	8	<u>1'50.964</u>	36.122	<u>17.399</u>	30.971	26.472	196.1
<b>2nd</b> <b>94</b>	<b>Niklas KITZBICHLE</b>	Racing-Team-Kitzbich AUT					9	1'51.277 *	<u>36.113</u>	17.518	31.135	26.511*	194.5
1	1'58.801	42.596	17.880	31.579	26.746	191.8	10	<b>1'51.728</b>	36.178	17.785	30.733	27.032	200.3
2	<b>1'51.993</b>	36.503	17.631	31.104	26.755	191.5	11	<b>1'52.061</b>	36.391	17.506	31.363	26.801	197.4
3	<b>1'52.474</b>	36.853	17.713	31.248	26.660	193.3	12	<b>1'52.824</b>	36.545	17.816	31.588	26.875	196.7
4	<b>1'51.285</b>	35.918	17.676	31.384	26.307	193.0	13	<b>1'52.326</b>	36.464	17.531	32.036	<u>26.295</u>	200.3
5	<b>1'51.427</b>	36.026	17.657	31.136	26.608	193.3	14	<b>1'51.330</b>	36.284	17.537	31.091	26.418	<u>201.6</u>
6	<u>1'51.163</u>	36.289	17.688	30.897	26.289	<u>200.0</u>	15	<b>1'51.269</b>	36.127	17.462	<u>30.705</u>	26.975	197.4
7	<b>1'51.418</b>	36.108	17.406	31.333	26.571	193.3	<b>5th</b> <b>23</b>	<b>Stepan ZUDA</b>	Motoracing23 Klub V CZE				
8	1'50.913 *	36.75*	<u>17.194</u>	30.856	<u>26.111</u>	198.3	1	1'59.214	43.710	17.516	31.316	26.672	198.3
9	<b>1'51.808</b>	<u>35.904</u>	17.566	31.031	27.307	190.6	2	<b>1'51.883</b>	36.494	17.518	31.353	26.518	197.4
10	<b>1'51.404</b>	36.359	17.771	<u>30.672</u>	26.602	195.2	3	<b>1'51.828</b>	36.609	17.792	31.290	26.137	196.1
11	<b>1'52.449</b>	36.846	17.621	31.297	26.685	192.1	4	<b>1'51.226</b>	36.100	17.960	31.080	<u>26.086</u>	187.7
12	1'52.451 *	35.966	17.805	31.613*	27.067	188.5	5	<b>1'51.473</b>	36.071	17.794	31.307	26.301	192.4
13	<b>1'52.301</b>	36.411	17.504	31.274	27.112	192.7	6	<b>1'52.215</b>	36.154	17.751	30.980	27.330	190.0
14	<b>1'51.972</b>	36.254	17.740	30.980	26.998	193.3	7	<b>1'51.702</b>	36.010	17.653	31.040	26.999	191.5
15	<b>1'51.227</b>	36.219	17.401	30.828	26.779	197.7	8	<u>1'50.977</u>	<u>35.921</u>	17.379	31.035	26.642	200.3
<b>3rd</b> <b>59</b>	<b>Jakub GURECKY</b>	JRT Brno Circuit CZE					9	<b>1'51.241</b>	36.296	<u>17.352</u>	31.036	26.557	197.7
1	2'00.561	44.694	17.900	31.959	<u>26.008</u>	199.6	10	<b>1'51.773</b>	36.112	17.678	<u>30.870</u>	27.113	<u>200.9</u>
2	<b>1'51.803</b>	36.219	17.645	31.532	26.407	200.0	11	<b>1'52.125</b>	36.461	17.540	31.712	26.412	192.1
3	<b>1'51.578</b>	35.993	17.524	31.209	26.852	<u>201.9</u>	12	<b>1'52.546</b>	36.379	17.832	31.573	26.762	195.8
4	<b>1'51.303</b>	36.122	17.516	30.877	26.788	198.3	13	<b>1'51.751</b>	36.431	17.532	30.945	26.843	199.0
5	<b>1'51.013</b>	36.307	<u>17.477</u>	31.125	26.104	196.7	14	<b>1'51.361</b>	36.512	17.600	31.107	26.142	194.9
6	<b>1'50.924</b>	35.884	17.636	<u>30.842</u>	26.562	198.3	15	<b>1'52.306</b>	36.091	17.674	31.086	27.455	190.9
7	<b>1'51.219</b>	<u>35.655</u>	17.698	31.389	26.477	190.3							
8	<u>1'50.784</u>	35.705	17.733	30.879	26.467	188.3							

**Fastest Lap:** Kevin FARKAS FAIRIUM Next Gener HUN **1'50.628** 35.955 17.450 30.793 26.430

DORNA DATA PROCESSING TIMING SERVICE DORNA DATA PROCESSING TIMING SERVICE DORNA DATA PROCESSING TIMING SERVICE DORNA DATA PROCESSING TIMING SERVICE DORNA DATA PROCESSING TIMING SERVICE DORNA DATA PROCESSING TIMING SERVICE DORNA DATA PROCCESSS





# Race Nr. 2

# NTC

Lap	Lap Time	T1	T2	T3	T4	Speed	Lap	Lap Time	T1	T2	T3	T4	Speed
3	1'54.776	37.068	18.171	32.073	27.464	192.7	5	1'54.101	37.707	17.770	31.898	26.726	193.0
4	1'54.186	36.532	18.166	32.733	26.755	186.3	6	1'53.705	37.081	18.069	31.615	26.940	196.1
5	1'52.904	36.942	17.659	31.716	26.587	194.5	7	1'53.945	36.861	18.027	31.822	27.235	193.9
6	1'53.584	36.746	17.955	31.659	27.224	186.5	8	1'54.568	37.162	18.049	32.093	27.264	193.6
7	1'54.180	36.859	18.029	31.920	27.372	190.3	9	1'53.348	36.664	17.961	31.592	27.131	197.7
8	1'54.521	37.049	18.176	31.762	27.534	187.1	10	1'52.669	36.552	17.887	31.668	26.562	190.9
9	1'52.526	36.394	17.871	31.351	26.910	187.7	11	1'52.913	36.382	17.868	31.562	27.101	195.2
10	1'52.749	36.298	18.107	31.295	27.049	183.2	12	1'52.363	36.483	17.673	31.473	26.734	195.2
11	1'53.249	36.491	18.120	31.604	27.034	186.3	13	1'53.739	36.784	18.160	31.680	27.115	189.4
12	1'52.790	36.428	17.947	31.407	27.008	186.8	14	1'52.599	36.525	17.789	31.454	26.831	191.5
13	1'53.484	37.121	17.697	31.693	26.973	193.0	15	1'53.192	36.402	18.224	31.434	27.132	194.9
14	1'52.697	36.445	17.933	31.280	27.039	187.7							
15	1'53.267	36.489	18.326	31.322	27.130	188.8							

## 16th 18 Noa CUYPERS Junior Black Knights BEL

## 13th 77 Noel WILLEMSSEN MCA Racing GER

1	1'59.548	43.443	17.767	31.442	26.896	196.4
2	1'53.422	36.944	17.845	31.539	27.094	195.5
3	1'51.927	36.440	17.878	31.116	26.493	193.0
4	1'52.021	36.125	17.914	31.304	26.678	189.7
5	1'52.641	36.518	17.730	31.403	26.990	196.7
6	1'52.526	36.457	17.826	31.520	26.723	193.6
7	1'53.554	36.456	17.867	31.632	27.599	186.0
8	1'53.580	36.392	18.102	31.522	27.564	185.7
9	1'53.440	36.413	18.105	31.602	27.320	185.4
10	1'52.895	36.569	18.173	31.375	26.778	189.7
11	1'52.840	36.391	18.066	31.319	27.064	184.3
12	1'52.810	36.395	18.157	31.155	27.103	186.8
13	1'52.853	36.310	18.070	31.451	27.022	184.0
14	1'53.447	36.345	18.224	31.389	27.489	184.3
15	1'53.115	36.412	18.196	31.575	26.932	186.3

1	2'03.272	46.011	17.953	32.362	26.946	198.0
2	1'54.116	37.160	17.881	31.922	27.153	192.4
3	1'54.098	37.222	17.977	32.005	26.894	192.1
4	1'53.175	36.774	17.819	31.822	26.760	191.2
5	1'53.666	37.040	17.656	31.696	27.274	194.9
6	1'53.202	36.976	17.701	31.481	27.044	195.8
7	1'54.436	37.111	17.824	31.658	27.843	196.1
8	1'53.993	37.001	17.640	31.951	27.401	198.7
9	1'53.387	36.754	17.769	31.805	27.059	196.7
10	1'52.798	36.77*	17.669	31.474	26.884	192.7
11	1'52.879	36.451	17.753	31.307	27.368	196.7
12	1'53.178	36.620	17.630	31.676	27.252	196.1
13	1'53.175	36.554	17.871	31.764	26.986	192.4
14	1'52.321	36.538	17.582	31.288	26.913	198.7
15	1'53.144	36.669	17.787	31.365	27.323	198.3

## 17th 7 Mateusz MOLIK Speed Day Junior Ra POL

## 14th 2 Jordan BARTUCCA Allesauto Racing SWI

1	2'02.850	45.793	17.739	32.463	26.855	196.7
2	1'54.086	36.999	17.915	32.051	27.121	190.0
3	1'53.860	37.111	18.111	31.888	26.750	188.3
4	1'52.320	36.466	17.765	31.366	26.723	194.5
5	1'54.040	37.452	17.920	31.889	26.779	190.9
6	1'53.724	37.086	17.875	31.523	27.240	191.5
7	1'54.801	36.601	18.127	32.110	27.963	186.8
8	1'53.735	36.965	17.730	31.795	27.245	194.2
9	1'53.658	36.536	18.515	31.598	27.009	188.0
10	1'52.923	36.499	17.973	31.452	26.999	187.4
11	1'52.272	36.318	17.682	31.134	27.138	196.4
12	1'52.598	36.506	17.822	31.389	26.881	189.7
13	1'53.782	36.774	18.083	31.682	27.243	184.8
14	1'52.682	36.549	17.719	31.439	26.975	190.9
15	1'53.194	36.337	18.218	31.325	27.314	192.7

1	2'02.030	44.780	18.037	32.128	27.085	199.3
2	1'53.685	36.960	17.758	31.708	27.259	197.4
3	1'54.237	36.957	18.064	32.117	27.099	198.0
4	1'53.300	36.494	18.047	31.623	27.136	188.5
5	1'54.172	37.079	18.200	31.574	27.319	189.4
6	1'53.746	37.061	17.932	31.491	27.262	196.7
7	1'54.907	37.191	17.907	31.757	28.052	197.4
8	1'53.969	36.744	17.957	31.855	27.413	198.0
9	1'52.594	36.850	17.775	31.488	26.481	201.6
10	1'52.912	36.348	18.134	31.607	26.823	193.0
11	1'52.822	36.445	17.850	31.228	27.299	194.2
12	1'52.790	37.000	17.756	31.415	26.619	200.9
13	1'53.856	36.879	18.069	31.527	27.381	193.9
14	1'52.768	36.712	17.744	31.362	26.950	201.9
15	1'53.100	36.252	18.072	31.087	27.689	197.1

## 18th 15 Julius COENEN Helena und Julius Ra GER

## 15th 93 Korbinian BRANDL RBR - Racing GER

1	2'01.684	45.070	17.864	31.929	26.821	196.1
2	1'53.542	36.687	17.828	31.995	27.032	196.4
3	1'54.812	37.020	18.334	32.005	27.453	188.5
4	1'53.391	36.747	17.908	31.594	27.142	191.5

1	2'01.969	45.716	17.583	32.046	26.624	198.0
2	1'53.636	36.68*	17.707	31.931	27.314	197.7
3	1'54.619	36.867	18.304	31.977	27.471	190.3
4	1'53.251	36.826	17.767	32.030	26.628	197.7
5	1'54.301	37.499	17.740	31.735	27.327	193.6
6	1'53.328	37.070	17.766	31.533	26.959	198.0



**Fastest Lap:** Kevin FARKAS FAIRIUM Next Gener HUN **1'50.628** 35.955 17.450 30.793 26.430

DORNA DATA PROCESSING TIMING SERVICE DORNA DATA PROCESSING TIMING SERVICE DORNA DATA PROCESSING TIMING SERVICE DORNA DATA PROCESSING TIMING SERVICE DORNA DATA PROCESSING TIMING SERVICE DORNA DATA PROCESSING TIMING SERVICE DORNA DATA PROCESSING TIMING SERVICE DORNA DATA PROCESSES



## Race Nr. 2

NTC

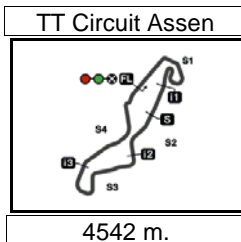
Lap	Lap Time	T1	T2	T3	T4	Speed	Lap	Lap Time	T1	T2	T3	T4	Speed						
7	<b>1'54.014</b>	36.787	18.070	31.829	27.328	198.0	9	<b>1'51.416</b>	36.425	17.535	<u>30.817</u>	26.639	<u>198.7</u>						
8	<b>1'54.179</b>	37.089	17.886	31.986	27.218	192.4	10	<b>1'51.447</b>	36.333	17.673	30.929	26.512	196.4						
9	<b>1'52.976</b>	36.952	17.848	31.461	26.715	195.5	11	<b>1'52.080</b>	<u>36.017</u>	17.625	31.322	27.116	191.8						
10	<b>1'52.757</b>	<u>36.340</u>	17.981	31.563	26.873	191.2	12	1'52.000 *	36.117	18.019	31.249*	26.615*	186.8						
11	<b>1'53.494</b>	36.497	18.027	31.711	27.259	193.9	13	<b>1'52.080</b>	36.662	17.777	31.055	26.586	194.2						
12	<b>1'53.630</b>	36.458	17.925	31.479	27.768	194.9	14	<b>1'51.897</b>	36.261	17.776	31.091	26.769	191.2						
13	<b>1'52.789</b>	36.925	<u>17.547</u>	31.657	26.660	194.9	unfinished	36.376	17.511	30.947			191.5						
14	<b>1'54.381</b>	36.614	17.719	33.089	26.959	<u>199.0</u>	<b>22nd 10 Valentino HERRLIC</b> Busch und Wagner R GER												
15	<b>1'52.541</b>	36.613	17.705	<u>31.454</u>	26.769	193.6	<b>19th 24 Julius Caesar RÖRI</b> MCA Racing GER												
1	2'03.896	46.241	<u>18.043</u>	32.490	<u>27.122</u>	<u>193.9</u>	1	1'59.472	42.966	17.736	31.702	27.068	192.7						
2	<b>1'55.103</b>	38.109	18.115	31.741	27.138	189.4	2	1'52.538 *	36.599	17.572	31.140	27.227*	198.3						
3	<u>1'54.077</u>	36.961	18.118	31.748	27.250	186.8	3	1'52.520 *	36.98*	17.901	31.157	26.474	193.9						
4	<b>1'54.805</b>	37.543	18.183	31.748	27.331	184.0	4	<u>1'51.163</u>	36.274	17.478	31.118	26.293	200.0						
5	<b>1'54.723</b>	37.464	18.207	<u>31.589</u>	27.463	184.3	5	<b>1'51.385</b>	36.362	17.481	31.235	26.307	<u>205.3</u>						
6	<b>1'55.216</b>	37.105	18.671	31.868	27.572	183.5	6	<b>1'51.953</b>	36.797	17.557	31.020	26.579	197.4						
7	<b>1'54.738</b>	36.946	18.331	31.788	27.673	184.8	7	1'50.594 *	<u>36.039</u>	17.409	31.082*	<u>26.064</u>	200.9						
8	<b>1'54.902</b>	37.059	18.435	31.960	27.448	184.3	8	<b>1'51.189</b>	36.478	<u>17.408</u>	31.155	26.148	198.0						
9	<b>1'55.149</b>	37.278	18.408	31.941	27.522	182.1	9	<b>1'51.285</b>	36.380	17.477	31.136	26.292	200.9						
10	<b>1'54.882</b>	<u>36.827</u>	18.550	31.919	27.586	181.8	10	<b>1'52.031</b>	36.279	17.774	30.932	27.046	196.4						
11	<b>1'55.691</b>	37.156	18.634	32.015	27.886	182.9	11	<b>1'52.335</b>	36.364	17.765	31.291	26.915	199.6						
12	<b>1'56.339</b>	37.516	18.665	32.313	27.845	183.2	12	<b>1'52.059</b>	36.750	17.621	31.183	26.505	199.0						
13	<b>1'57.079</b>	37.165	19.044	32.640	28.230	181.6	13	<b>1'51.859</b>	36.394	17.567	31.328	26.570	198.0						
14	<b>1'55.635</b>	37.457	18.513	32.060	27.605	184.6	14	1'51.718 *	36.536	17.484	31.035*	26.663	201.9						
15	<b>1'55.647</b>	37.205	18.387	32.296	27.759	184.3	unfinished	36.501	17.498	<u>30.599</u>			196.1						
<b>20th 25 Kimi GUNDERMAN</b> KG - Racing SWI							<b>23rd 65 Damian BOESSENK</b> Team KNMV NED												
1	2'03.681	45.225	18.050	32.619	27.787	197.1	1	1'59.909	43.245	17.653	31.426	27.585	193.9						
2	<b>1'55.855</b>	37.830	18.144	32.122	27.759	193.9	2	<b>1'52.773</b>	37.077	<u>17.574</u>	31.586	26.536	<u>195.2</u>						
3	<u>1'54.455</u>	37.238	<u>18.028</u>	32.021	<u>27.168</u>	<u>197.7</u>	3	<b>1'52.485</b>	36.837	17.762	31.648	<u>26.238</u>	191.2						
4	<b>1'57.151</b>	38.913	18.355	32.173	27.710	190.3	4	<u>1'51.671</u>	<u>36.197</u>	17.649	31.282	26.543	193.3						
5	<b>1'56.534</b>	37.144	18.297	32.026	29.067	190.9	5	<b>1'52.557</b>	36.428	17.755	31.618	26.756	193.0						
6	<b>1'55.467</b>	37.033	18.280	32.226	27.928	189.4	6	<b>1'52.589</b>	36.455	17.886	31.549	26.699	188.8						
7	<b>1'55.247</b>	36.895	18.275	32.099	27.978	190.6	7	<b>1'53.768</b>	36.573	17.742	31.818	27.635	188.8						
8	<b>1'56.563</b>	37.820	18.820	32.113	27.810	186.3	8	<b>1'53.526</b>	36.733	17.760	31.524	27.509	190.9						
9	<b>1'55.182</b>	37.015	18.379	32.081	27.707	189.4	9	<b>1'53.310</b>	36.820	17.765	31.548	27.177	190.3						
10	<b>1'54.771</b>	<u>36.707</u>	18.434	31.868	27.762	187.7	10	<b>1'52.831</b>	36.462	18.262	31.332	26.775	186.0						
11	<b>1'55.605</b>	37.296	18.487	32.106	27.716	188.8	11	<b>1'52.738</b>	36.642	17.874	31.341	26.881	188.3						
12	<b>1'55.542</b>	37.446	18.349	32.100	27.647	189.1	12	<b>1'52.976</b>	36.554	18.123	<u>31.265</u>	27.034	188.3						
13	<b>1'55.701</b>	37.150	18.565	32.202	27.784	188.5	13	2'38.926 P	36.285			45.593	183.7						
14	<b>1'55.630</b>	37.334	18.297	32.149	27.850	192.1	<b>24th 37 Phil URLASS</b> PrüstelGP Juniorteam GER												
15	<b>1'54.665</b>	37.032	18.214	<u>31.737</u>	27.682	190.3	1	2'03.689	45.960	18.162	32.355	27.212	<u>195.8</u>						
<b>21st 68 Kas BEEKMANS</b> Team KNMV NED							2	<b>1'55.840</b>	37.859	18.150	32.414	27.417	191.2						
1	1'59.013	42.875	17.446	31.751	26.941	198.0	3	<u>1'53.694</u>	<u>36.912</u>	<u>18.013</u>	<u>31.718</u>	<u>27.051</u>	189.4						
2	<b>1'52.022</b>	36.200	17.630	31.233	26.959	191.5	<b>25th 6 Jacopo HOSCIUC</b> Hos Racing Team ROU												
3	<b>1'52.186</b>	36.331	17.864	31.306	26.685	186.8	unfinished	41.727	<u>17.819</u>	<u>51.805</u>			<u>189.7</u>						
4	<b>1'51.992</b>	36.194	17.657	31.128	27.013	193.0	<b>Fastest Lap:</b> Kevin FARKAS FAIRIUM Next Gen HUN <b>1'50.628</b> 35.955 17.450 30.793 26.430												
5	<b>1'51.514</b>	36.355	17.756	30.891	26.512	193.9	<small>DORNA DATA PROCESSING TIMING SERVICE DORNA DATA PROCESSING TIMING SERVICE DORNA DATA PROCESSING TIMING SERVICE DORNA DATA PROCESSING TIMING SERVICE DORNA DATA PROCESSING TIMING SERVICE DORNA DATA PROCESSING TIMING SERVICE DORNA DATA PROCCESSS</small>												
6	1'51.532 *	36.037	17.645	31.028	26.822*	194.9													
7	1'51.528 *	36.12 *	17.661	31.212	26.534	193.0													
8	<b>1'50.781</b>	36.030	<u>17.369</u>	30.975	<u>26.407</u>	197.1	Assen, Sunday, June 27, 2021												


**Fastest Lap:** Kevin FARKAS FAIRIUM Next Gen HUN **1'50.628** 35.955 17.450 30.793 26.430

DORNA DATA PROCESSING TIMING SERVICE DORNA DATA PROCESSING TIMING SERVICE DORNA DATA PROCESSING TIMING SERVICE DORNA DATA PROCESSING TIMING SERVICE DORNA DATA PROCESSING TIMING SERVICE DORNA DATA PROCESSING TIMING SERVICE DORNA DATA PROCCESSS







Results and timing service provided by 

# NTC

## MOTUL TT ASSEN Official Starting Grid

Race : 15 laps = 68.13 km

# 9

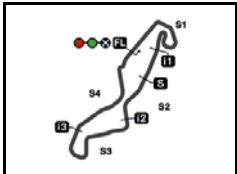
**25**  
1'57.527  
**25 Kimi GUNDERMANN**  
KTM

The results are provisional until the end of the limit for protest and appeals and until the ratification of the Event Management Committee.

Time limit for protest expires 60' at the latest after publication of the results - ..... Time: .....

DORNA DATA PROCESSING TIMING SERVICE DORNA DATA PROCESSING TIMING SERVICE DORNA DATA PROCESSING TIMING SERVICE DORNA DATA PROCESSING TIMING SERVICE DORNA DATA PROCESSING TIMING SERVICE DORNA DATA PROCESSING TIMING SERVICE DORNA DATA PROCESSING TIMING SERVICE DORNA DATA PROCESSING TIMING SERVICE DORNA DATA PROCESSING TIMING SERVICE DORNA DATA PROCESSING TIMING SERVICE DORNA DATA PROCESSING TIMING SERVICE DORNA DATA PROCESSING TIMING SERVICE DORNA DATA PROCESSING TIMING SERVICE DORNA DATA PROCESSING TIMING SERVICE DORNA DATA PROCCCESSS





4542 m.

# MOTUL TT ASSEN

## Race Nr. 2

### Lap Chart

Pos	1	2	3	4	5	6	7	8	9	10	11	12	13	14	15	16	17	18	19	20	21	22	23	24	25
Grid	92	27	6	48	94	68	65	81	10	28	23	7	20	56	77	19	24	44	93	59	18	15	37	2	25



1	92	81	94	68	23	48	27	10	77	28	65	56	20	59	44	19	93	15	7	2	18	25	37	24
2	92	94	81	68	23	48	28	27	10	56	59	44	65	77	20	93	19	15	7	2	18	24	37	25
3	92	81	23	68	94	28	48	27	59	56	44	10	77	65	20	7	93	19	15	2	18	24	37	25
4	92	81	23	94	28	68	48	59	27	44	10	56	65	77	20	2	7	93	15	19	18	24	25	
5	92	23	81	94	59	28	68	48	27	10	44	56	65	77	20	2	19	7	93	15	18	24	25	
6	92	81	94	59	28	23	48	44	27	68	56	10	65	77	20	19	2	15	7	93	18	24	25	
7	92	59	94	81	48	44	28	23	27	10	68	56	77	65	20	19	15	93	2	18	7	24	25	
8	92	59	81	94	48	44	28	27	23	68	56	10	77	65	20	15	2	19	93	18	7	24	25	
9	92	59	44	28	94	48	81	23	27	56	68	10	65	77	20	19	15	7	2	93	18	24	25	
10	92	94	48	59	44	28	68	27	23	56	81	10	65	77	20	19	15	7	93	2	18	24	25	
L	11	92	44	94	59	68	27	23	28	48	81	56	10	65	77	20	19	2	7	15	93	18	24	25
a	12	92	44	68	94	59	28	23	27	48	10	81	56	20	65	77	19	2	93	7	15	18	24	25
P	13	92	44	68	59	94	23	28	10	81	48	27	56	20	77	19	2	93	15	7	18	24	25	65
S	14	92	59	23	68	44	94	27	10	81	48	28	56	77	20	19	2	93	18	7	15	24	25	
	15	92	94	59	27	23	81	44	56	28	48	20	77	19	2	93	18	7	15	24	25			

Winner

Lapped rider

DORNA DATA PROCESSING TIMING SERVICE DORNA DATA PROCESSING TIMING SERVICE DORNA DATA PROCESSING TIMING SERVICE DORNA DATA PROCESSING TIMING SERVICE DORNA DATA PROCESSING TIMING SERVICE DORNA DATA PROCESSING TIMING SERVICE DORNA DATA PROCESSING TIMING SERVICE DORNA DATA PROCESSING TIMING SERVICE DORNA DATA PROCCEESSS

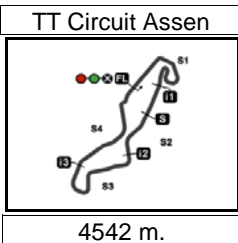












Results and timing service provided by **TISSOT**

After the **MOTUL TT ASSEN**

**NTC**

## 2021 Riders Performance

(Qualifying Position - Starting Position - Race Position)

Rider	Points	FRA	FRA	DEU	DEU	GER	GER	NED	NED	STY	STY	DUT	DUT	RBR	RBR					
1 GURECKY Jakub	172	3	3	3	3	1	1	20	20											
		3-2	3-1	3-1	3-1	1-1	1-2	20-3	20-3	-	-	-	-	-	-	-	-	-	-	-
2 LUCIANO Lorenz	133	2	2	4	4	2	2	8	8											
		2-1	2-2	4-10	4-2	2-3	2-5	8-1	8-6	-	-	-	-	-	-	-	-	-	-	-
3 MOOR Rossi	100	1	1	1	1	3	3	1	1											
		1-NL	1-15	1-5	1-5	3-2	3-1	1-9	1-1	-	-	-	-	-	-	-	-	-	-	-
4 KOCOUREK Jonas	80	5	5	6	6	7	7	14	14											
		5-3	5-NC	6-2	6-3	7-9	7-9	16-10	14-8	-	-	-	-	-	-	-	-	-	-	-
5 KITZBICHLER Niklas	80	10	10	14	14	8	8	5	5											
		10-6	10-4	14-12	14-9	8-7	8-7	5-8	5-2	-	-	-	-	-	-	-	-	-	-	-
6 BEEKMANS Kas	72	6	6	11	11	4	4	6	6											
		6-7	6-5	11-8	11-6	4-4	4-6	6-5	6-NC	-	-	-	-	-	-	-	-	-	-	-
7 PHOMMARA Lenox	70	8	8	16	16	DS	DS	4	4											
		8-4	8-6	16-3	16-4	25-NC	25-13	4-7	4-10	-	-	-	-	-	-	-	-	-	-	-
8 ZUDA Stepan	57			5	5	NC	NC	11	11											
		-	-	5-9	5-13	24-8	24-8	11-2	11-5	-	-	-	-	-	-	-	-	-	-	-
9 HOSCIUC Jacopo	55	4	4	2	2	5	5	3	3											
		4-13	4-3	2-NC	2-7	5-5	5-3	3-24	3-NL	-	-	-	-	-	-	-	-	-	-	-
10 FARKAS Kevin	42	15	15	19	19	15	15	10	10											
		15-10	15-NC	19-14	19-15	15-6	15-4	10-13	10-9	-	-	-	-	-	-	-	-	-	-	-
11 VARGA Tibor	42	12	12	7	7	11	11	18	18											
		14-9	12-NC	7-6	7-12	11-10	11-10	18-20	18-7	-	-	-	-	-	-	-	-	-	-	-
12 VINCZE Martin	29	11	11	8	8	6	6													
		11-14	11-11	8-7	8-11	6-12	6-12	-	-	-	-	-	-	-	-	-	-	-	-	-
13 VENEMAN Loris	28					14	14	2	2											
		-	-	-	-	14-NC	14-14	2-4	2-4	-	-	-	-	-	-	-	-	-	-	-

NC=Not classified NL=Not finished first lap NP=Not started race re-start N2=Not finished first lap race re-start EX=Excluded NS=Not Started DS=Disqualified

These data/results cannot be reproduced, stored and/or transmitted in whole or in part by any manner of electronic, mechanical, photocopying, recording, broadcasting or otherwise now known or herein after developed without the previous express consent by the copyright owner, except for reproduction in daily press and regular printed publications on sale to the public within 60 days of the event related to those data/results and always provided that copyright symbol appears together as follows below.  
© DORNA, 2021



	Rider	Points	FRA	FRA	DEU	DEU	GER	GER	NED	NED	STY	STY	DUT	DUT	RBR	RBR				
14	WILLEMSSEN Noel	26	9	9	10	10	10	10	15	15										
			9-8	9-NC	10-11	10-10	10-NS	10-NC	14-12	15-13	-	-	-	-	-	-	-	-	-	-
15	BARTUCCA Jordan	25	NC	NC	12	12	17	17	24	24										
			21-NC	21-8	12-4	12-NC	17-14	17-18	24-18	24-14	-	-	-	-	-	-	-	-	-	-
16	BOESSENKOOL Damian	23	14	14	9	9	16	16	7	7										
			13-15	14-NC	9-13	9-8	16-NS	16-15	7-6	7-NC	-	-	-	-	-	-	-	-	-	-
17	SCHNEIDER Dustin	22	13	13	17	17	13	13	13	13										
			12-5	13-13	17-20	17-17	13-13	13-16	13-17	13-11	-	-	-	-	-	-	-	-	-	-
18	OLOFSEN Rio	14	16	16	20	20	20	20	16	16										
			16-17	16-7	20-18	20-16	20-18	20-17	15-15	16-12	-	-	-	-	-	-	-	-	-	-
19	BRANDL Korbinian	13	18	18	23	23	22	22	19	19										
			18-NL	18-9	23-16	23-19	22-NL	22-20	19-11	19-15	-	-	-	-	-	-	-	-	-	-
20	HERRLICH Valentino	12			18	18	9	9	9	9										
			-	-	18-21	18-NC	9-11	9-11	9-14	9-NC	-	-	-	-	-	-	-	-	-	-
21	CUYPERS Noa	9	19	19	22	22	19	19	21	21										
			19-11	22-12	22-17	22-18	19-NC	19-NC	21-16	21-16	-	-	-	-	-	-	-	-	-	-
22	RÖRIG Julius Caesar	8	17	17	13	13	18	18	17	17										
			17-12	17-16	13-15	13-14	18-15	18-21	17-23	17-19	-	-	-	-	-	-	-	-	-	-
23	MOLIK Mateusz	6	7	7	15	15	12	12	12	12										
			7-18	7-10	15-NC	15-NS	12-16	12-NC	12-NC	12-17	-	-	-	-	-	-	-	-	-	-
24	GUNDERMANN Kimi	2	20	20	21	21	23	23	25	25										
			20-16	20-14	21-19	21-20	23-19	23-22	25-19	25-20	-	-	-	-	-	-	-	-	-	-
25	COENEN Julius	0					21	21	22	22										
			-	-	-	-	21-17	21-19	22-22	22-18	-	-	-	-	-	-	-	-	-	-
26	URLASS Phil	0							23	23										
			-	-	-	-	-	-	23-21	23-NC	-	-	-	-	-	-	-	-	-	-

NC=Not classified NL=Not finished first lap NP=Not started race re-start N2=Not finished first lap race re-start EX=Excluded NS=Not Started DS=Disqualified

These data/results cannot be reproduced, stored and/or transmitted in whole or in part by any manner of electronic, mechanical, photocopying, recording, broadcasting or otherwise now known or herein after developed without the previous express consent by the copyright owner, except for reproduction in daily press and regular printed publications on sale to the public within 60 days of the event related to those data/results and always provided that copyright symbol appears together as follows below.  
© DORNA, 2021

