ed Bull Ring - Spielber

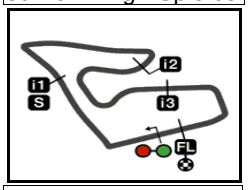

4318 m.

Results and timing service provided by TISSOT

RookiesCup

MICHELIN® GRAND PRIX OF STYRIA

Race Nr. 1

Classification after 17 laps = 73.406 km

Pos			Rider	Nation	Team	Motorcycle	Total Time	Km/h	Gap
1	25	7	**Daniel MUÑOZ**	SPA	Red Bull MotoGP Rookies Cup	KTM	**28'35.915**	154.0	
2	20	24	**Ivan ORTOLÁ**	SPA	Red Bull MotoGP Rookies Cup	KTM	**28'36.072**	153.9	0.157
3	16	80	**David ALONSO**	COL	Red Bull MotoGP Rookies Cup	KTM	**28'36.116**	153.9	0.201
4	13	64	**David MUÑOZ**	SPA	Red Bull MotoGP Rookies Cup	KTM	**28'36.350**	153.9	0.435
5	11	5	**Tatchakorn BUASRI**	THA	Red Bull MotoGP Rookies Cup	KTM	**28'36.397**	153.9	0.482
6	10	89	**Marcos URIARTE**	SPA	Red Bull MotoGP Rookies Cup	KTM	**28'36.593**	153.9	0.678
7	9	28	**Matteo BERTELLE**	ITA	Red Bull MotoGP Rookies Cup	KTM	**28'36.858**	153.9	0.943
8	8	23	**Alex MILLAN**	SPA	Red Bull MotoGP Rookies Cup	KTM	**28'37.321**	153.8	1.406
9	7	96	**Daniel HOLGADO**	SPA	Red Bull MotoGP Rookies Cup	KTM	**28'39.204**	153.9	3.289
10	6	72	**Taiyo FURUSATO**	JPN	Red Bull MotoGP Rookies Cup	KTM	**28'43.537**	153.3	7.622
11	5	58	**Luca LUNETTA**	ITA	Red Bull MotoGP Rookies Cup	KTM	**28'49.170**	152.8	13.255
12	4	77	**Filippo FARIOLI**	ITA	Red Bull MotoGP Rookies Cup	KTM	**28'49.225**	152.8	13.310
13	3	55	**Noah DETTWILER**	SWI	Red Bull MotoGP Rookies Cup	KTM	**28'49.234**	152.8	13.319
14	2	34	**Mario AJI**	INA	Red Bull MotoGP Rookies Cup	KTM	**28'49.428**	152.8	13.513
15	1	42	**Soma GÖRBE**	HUN	Red Bull MotoGP Rookies Cup	KTM	**28'58.589**	151.9	22.674
16		13	**Sho NISHIMURA**	JPN	Red Bull MotoGP Rookies Cup	KTM	**29'00.094**	152.1	24.179
17		78	**Jakob ROSENTHALER**	AUT	Red Bull MotoGP Rookies Cup	KTM	**29'00.883**	151.7	24.968
18		9	**Freddie HEINRICH**	GER	Red Bull MotoGP Rookies Cup	KTM	**29'05.698**	151.3	29.783
19		8	**Eddie O'SHEA**	GBR	Red Bull MotoGP Rookies Cup	KTM	**29'08.676**	151.1	32.761
20		39	**Bartholomé PERRIN**	FRA	Red Bull MotoGP Rookies Cup	KTM	**29'15.325**	150.5	39.410
21		19	**Scott OGDEN**	GBR	Red Bull MotoGP Rookies Cup	KTM	**29'19.376**	150.2	43.461
Not Classified									
		14	**Cormac BUCHANAN**	NZE	Red Bull MotoGP Rookies Cup	KTM	**21'01.138**	147.9	5 laps

The results are provisional until the end of the limit for protest and appeals.

Time limit for protest expires 30' after publication of the results - ..... Time: .....

DORNA DATA PROCESSING TIMING SERVICE DORNA DATA PROCESSING TIMING SERVICE DORNA DATA PROCESSING TIMING SERVICE DORNA DATA PROCESSING TIMING SERVICE DORNA DATA PROCESSING TIMING SERVICE DORNA DATA PROCESSING TIMING SERVICE DORNA DATA PROCESSING TIMING SERVICE DORNA DATA PROCCEESSS

Spielberg, Saturday, August 07, 2021

ed Bull Ring - Spielber

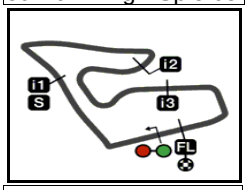

4318 m.

Results and timing service provided by TISSOT

RookiesCup

MICHELIN® GRAND PRIX OF STYRIA

Race Nr. 1

Classification after 17 laps = 73.406 km

Pos	Rider	Nation	Team	Motorcycle	Total Time	Km/h	Gap

Race condition: Dry	Pole Position:		David MUÑOZ	1'39.772	155.8 Km/h
Air: 25°	Fastest Lap:	Lap 10	Matteo BERTELLE	1'39.406	156.3 Km/h
Humidity: 48%	Best Race Lap:	2016	Ayumu SASAKI	1'39.302	156.5 Km/h
Ground: 28°	All Time Lap Record:	2016	Ayumu SASAKI	1'39.302	156.5 Km/h

16:15'00		SIGHTING LAP START
16:28'14		WARM UP LAP START
16:30'53		RACE START
16:31'51	-	No jump start
16:36'05	Scott OGDEN	entered pits for ride through
16:36'38	Scott OGDEN	re-joined race
16:37'01	David MUÑOZ	long lap penalty
16:37'09	Jakob ROSENTHALER	track limits warning
16:37'09	Alex MILLAN	track limits warning
16:37'29	Eddie O'SHEA	track limits warning
16:37'29	Filippo FARIOLI	track limits warning
16:38'22	Soma GÖRBE	track limits warning
16:39'31	Sho NISHIMURA	track limits warning
16:40'01	Sho NISHIMURA	long lap penalty due to exceeding track limit
16:43'06	Bartholomé PERRIN	track limits warning
16:43'29	Mario AJI	track limits warning
16:46'54	David ALONSO	long lap penalty due to exceeding track limit
16:47'47	Eddie O'SHEA	long lap penalty due to exceeding track limit
16:48'22	Daniel HOLGADO	track limits warning
16:48'34	Taiyo FURUSATO	track limits warning
16:49'27	Taiyo FURUSATO	long lap penalty due to exceeding track limit
16:51'53	Cormac BUCHANAN	entered pits and retired
16:52'23	Taiyo FURUSATO	long lap penalty - failed to comply with long lap penalty
16:54'03	Bartholomé PERRIN	long lap penalty due to exceeding track limit
16:54'12	Noah DETTWILER	track limits warning
16:56'23	Bartholomé PERRIN	long lap penalty - failed to comply with long lap penalty
16:57'14	Daniel HOLGADO	long lap penalty due to exceeding track limit
16:57'42	Luca LUNETTA	track limits warning
17:12'35	Sho NISHIMURA	3 seconds penalty - failed to comply with long lap penalty
17:12'35	Daniel HOLGADO	3 seconds penalty - failed to comply with long lap penalty

The results are provisional until the end of the limit for protest and appeals.

Time limit for protest expires 30' after publication of the results - ..... Time: .....

DORNA DATA PROCESSING TIMING SERVICE DORNA DATA PROCESSING TIMING SERVICE DORNA DATA PROCESSING TIMING SERVICE DORNA DATA PROCESSING TIMING SERVICE DORNA DATA PROCESSING TIMING SERVICE DORNA DATA PROCESSING TIMING SERVICE DORNA DATA PROCESSING TIMING SERVICE DORNA DATA PROCCEESSS

Spielberg, Saturday, August 07, 2021

ed Bull Ring - Spielber

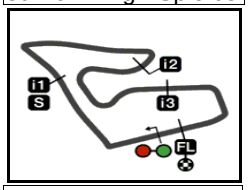

4318 m.

Results and timing service provided by TISSOT

RookiesCup

MICHELIN® GRAND PRIX OF STYRIA

Race Nr. 1

Top Speed & Average

	Rider	Nation	Motorcycle	Top 5 speeds					Average	Top
80	**David ALONSO**	**COL**	KTM	210.9	209.3	202.2	200.7	199.6	204.5	**210.9**
96	**Daniel HOLGADO**	**SPA**	KTM	210.1	206.5	206.1	206.1	205.3	206.8	**210.1**
72	**Taiyo FURUSATO**	**JPN**	KTM	208.8	205.7	205.3	205.3	204.5	205.9	**208.8**
7	**Daniel MUÑOZ**	**SPA**	KTM	208.0	206.5	206.1	205.7	205.7	206.4	**208.0**
64	**David MUÑOZ**	**SPA**	KTM	207.6	206.8	205.3	205.3	204.9	205.8	**207.6**
89	**Marcos URIARTE**	**SPA**	KTM	207.6	205.7	205.3	205.3	204.9	205.8	**207.6**
5	**Tatchakorn BUASRI**	**THA**	KTM	206.8	206.1	205.7	204.9	204.5	205.4	**206.8**
24	**Ivan ORTOLÁ**	**SPA**	KTM	206.8	206.8	206.5	205.7	205.3	206.2	**206.8**
28	**Matteo BERTELLE**	**ITA**	KTM	206.8	205.7	205.3	204.9	204.9	205.5	**206.8**
8	**Eddie O'SHEA**	**GBR**	KTM	206.5	204.1	203.7	203.7	201.8	204.0	**206.5**
39	**Bartholomé PERRIN**	**FRA**	KTM	205.7	204.9	204.9	204.5	201.4	204.3	**205.7**
78	**Jakob ROSENTHALER**	**AUT**	KTM	205.3	204.9	204.1	204.1	203.3	204.3	**205.3**
23	**Alex MILLAN**	**SPA**	KTM	204.1	203.0	202.6	202.2	201.8	202.5	**204.1**
55	**Noah DETTWILER**	**SWI**	KTM	204.1	203.3	203.0	202.2	202.2	203.0	**204.1**
58	**Luca LUNETTA**	**ITA**	KTM	204.1	203.7	203.0	202.6	202.2	203.1	**204.1**
9	**Freddie HEINRICH**	**GER**	KTM	203.7	203.7	203.3	203.0	201.8	203.1	**203.7**
77	**Filippo FARIOLI**	**ITA**	KTM	203.7	203.7	203.3	203.3	203.3	203.5	**203.7**
42	**Soma GÖRBE**	**HUN**	KTM	203.3	200.7	200.3	200.3	200.0	200.9	**203.3**
13	**Sho NISHIMURA**	**JPN**	KTM	203.0	203.0	201.8	199.2	199.2	201.2	**203.0**
19	**Scott OGDEN**	**GBR**	KTM	202.2	201.4	200.3	195.2	194.9	198.2	**202.2**
14	**Cormac BUCHANAN**	**NZE**	KTM	201.8	197.4	197.0	194.5	194.5	197.0	**201.8**
34	**Mario AJI**	**INA**	KTM	201.1	201.1	201.1	200.7	200.7	200.8	**201.1**

DORNA DATA PROCESSING ,TIMING SERVICE DORNA DATA PROCESSING TIMING SERVICE DORNA DATA PROCESSING TIMING SERVICE DORNA DATA PROCESSING TIMING SERVICE DORNA DATA PROCESSING TIMING SERVICE DORNA DATA PROCESSING TIMING SERVICE DORNA DATA PROCESSING TIMING SERVICE DORNA DATA PROCCEESSS

Spielberg, Saturday, August 07, 2021

ed Bull Ring - Spielber

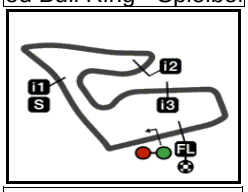

4318 m.

Results and timing service provided by TISSOT

RookiesCup

MICHELIN® GRAND PRIX OF STYRIA

Race Nr. 1

Fastest Laps Sequence

Lap	Race Time		Rider	Nation	Motorcycle	Time	Km/h	Riders's Lap
2	**3'27.485**	80	**David ALONSO**	COL	KTM	**1'41.188**	153.6	2
2	**3'27.728**	24	**Ivan ORTOLÁ**	SPA	KTM	**1'40.946**	153.9	2
3	**5'08.734**	5	**Tatchakorn BUASRI**	THA	KTM	**1'40.582**	154.5	3
3	**5'09.130**	64	**David MUÑOZ**	SPA	KTM	**1'40.535**	154.6	3
4	**6'48.924**	80	**David ALONSO**	COL	KTM	**1'40.455**	154.7	4
4	**6'49.149**	5	**Tatchakorn BUASRI**	THA	KTM	**1'40.415**	154.8	4
4	**6'49.319**	64	**David MUÑOZ**	SPA	KTM	**1'40.189**	155.1	4
5	**8'29.647**	89	**Marcos URIARTE**	SPA	KTM	**1'40.146**	155.2	5
5	**8'29.807**	28	**Matteo BERTELLE**	ITA	KTM	**1'40.129**	155.2	5
5	**8'30.891**	72	**Taiyo FURUSATO**	JPN	KTM	**1'40.038**	155.3	5
6	**10'10.198**	96	**Daniel HOLGADO**	SPA	KTM	**1'39.639**	156.0	6
10	**16'50.674**	28	**Matteo BERTELLE**	ITA	KTM	**1'39.406**	156.3	10

DORNA DATA PROCESSING -TIMING SERVICE DORNA DATA PROCESSING TIMING SERVICE DORNA DATA PROCESSING TIMING SERVICE DORNA DATA PROCESSING TIMING SERVICE DORNA DATA PROCESSING TIMING SERVICE DORNA DATA PROCESSING TIMING SERVICE DORNA DATA PROCESSING TIMING SERVICE DORNA DATA PROCCEESSS

Spielberg, Saturday, August 07, 2021

ed Bull Ring - Spielber

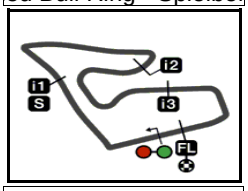

4318 m.

Results and timing service provided by TISSOT

RookiesCup

MICHELIN® GRAND PRIX OF STYRIA

Race Nr. 1

Chronological Analysis of Performances

** Lap / Sector time cancelled*
P Crossing the finish line in pit lane
T1 Time from finish line to 1st intermediate
T2 Time from 1st intermed. to 2nd intermed.
T3 Time from 2nd intermed. to 3rd intermed.
T4 Time from 3rd intermediate to finish line

1st 7 Daniel MUÑOZ — Red Bull MotoGP Roo SPA

Lap	Lap Time		T1	T2	T3	T4	Speed
1	1'47.178		27.936	33.086	27.178	18.978	195.6
2	**1'41.383**		22.743	32.372	27.238	19.030	205.3
3	**1'40.869**		22.796	32.097	26.937	19.039	208.0
4	1'40.312	*	22.673	32.006	26.856	18.777*	205.7
5	**1'40.162**		22.492	32.057	26.894	18.719	205.3
6	**1'40.080**		22.569	31.906	26.807	18.798	200.7
7	**1'40.385**		22.542	32.129	26.922	18.792	199.6
8	1'41.131	*	22.510	32.564	27.265	18.792*	206.5
9	**1'39.816**		22.339	31.964	26.802	18.711	205.7
10	**1'39.839**		22.382	31.889	26.921	18.647	206.1
11	1'39.693	*	22.409	31.725	26.834*	18.725	202.6
12	**1'40.304**		22.394	32.008	26.898	19.004	205.3
13	**1'41.234**		23.086	32.542	26.769	18.837	200.0
14	1'41.759	*	22.71*	32.677	27.113	19.255	198.8
15	**1'40.855**		22.854	31.888	27.244	18.869	203.0
16	**1'40.707**		22.868	31.904	27.084	18.851	197.8
17	**1'40.208**		22.677	31.637	27.020	18.874	197.4

2nd 24 Ivan ORTOLÁ — Red Bull MotoGP Roo SPA

Lap	Lap Time		T1	T2	T3	T4	Speed
1	1'46.782		27.985	32.498	27.032	19.267	200.0
2	**1'40.946**		22.529	32.395	27.008	19.014	205.7
3	1'40.853	*	22.600	31.920	27.168	19.165*	203.3
4	**1'40.689**		22.711	32.033	26.918	19.027	199.6
5	**1'40.304**		22.500	31.892	26.898	19.014	201.8
6	**1'40.377**		22.523	31.845	26.936	19.073	202.6
7	**1'40.295**		22.667	31.712	26.908	19.008	203.0
8	**1'40.191**		22.570	31.791	26.817	19.013	205.3
9	**1'39.959**		22.486	31.669	26.792	19.012	203.7
10	**1'39.966**		22.397	31.844	26.723	19.002	206.5
11	**1'40.022**		22.466	31.697	26.783	19.076	204.5
12	**1'40.461**		22.542	32.130	26.821	18.968	206.8
13	**1'41.290**		22.805	31.968	27.132	19.385	200.7
14	**1'41.791**		23.006	32.305	27.199	19.281	199.6
15	**1'41.616**		23.016	32.524	27.028	19.048	201.1
16	**1'40.397**		22.453	31.846	27.053	19.045	206.8
17	**1'40.133**		22.561	31.694	26.886	18.992	200.7

3rd 80 David ALONSO — Red Bull MotoGP Roo COL

Lap	Lap Time		T1	T2	T3	T4	Speed
1	1'46.297		27.332	32.458	27.254	19.253	200.7
2	**1'41.188**		22.879	32.026	27.202	19.081	197.4
3	1'40.984	*	22.809	32.147	26.998	19.030*	198.8
4	**1'40.455**		22.711	31.760	27.099	18.885	198.1
5	1'40.290	*	22.640	31.665	27.066	18.919*	197.8
6	1'40.020	*	22.618	31.567	26.982	18.853*	198.1
7	**1'40.566**		22.610	31.718	27.283	18.955	197.8
8	1'40.116	*	22.587	31.580*	27.041	18.908	197.8
9	1'40.017	*	22.570	31.520	26.994	18.933*	197.8
10	1'39.887	*	22.547	31.484	27.011*	18.845	198.5
11	1'40.106	*	22.573	31.552	27.013	18.968*	198.1
12	**1'40.491**		22.661	31.620	27.144	19.066	197.8
13	**1'45.195**		27.088	31.580	26.966	19.561	195.6
14	**1'40.312**		22.705	31.851	26.898	18.858	199.6
15	**1'39.929**		22.442	31.625	26.716	19.146	202.2
16	**1'40.844**		22.417	32.158	27.214	19.055	210.9
17	**1'39.419**		22.239	31.519	26.660	19.001	209.3

4th 64 David MUÑOZ — Red Bull MotoGP Roo SPA

Lap	Lap Time		T1	T2	T3	T4	Speed
1	1'47.301		28.559	32.894	26.973	18.875	204.9
2	**1'41.294**		22.844	32.040	27.181	19.229	201.8
3	**1'40.535**		22.691	32.063	26.862	18.919	205.3
4	**1'40.189**		22.468	32.113	26.707	18.901	205.3
5	**1'43.661**		26.320	31.698	26.898	18.745	200.3
6	1'39.934	*	22.401	31.700	26.938	18.895*	204.9
7	**1'40.486**		22.688	31.765	27.025	19.008	198.1
8	**1'40.597**		22.724	31.748	27.012	19.113	198.1
9	**1'40.585**		22.979	31.561	27.049	18.996	202.2
10	**1'40.400**		22.705	31.644	27.061	18.990	197.8
11	**1'40.400**		22.789	31.599	27.047	18.965	198.1
12	**1'40.373**		22.710	31.643	26.962	19.058	197.8
13	**1'40.400**		22.811	31.609	26.975	19.005	198.8
14	**1'39.846**		22.537	31.574	26.849	18.886	199.6
15	**1'40.018**		22.427	31.651	26.705	19.235	204.5
16	**1'40.259**		22.392	31.864	27.092	18.911	207.6
17	**1'40.072**		22.599	31.749	26.680	19.044	206.8

5th 5 Tatchakorn BUASRI — Red Bull MotoGP Roo THA

Lap	Lap Time		T1	T2	T3	T4	Speed
1	1'46.245		27.197	32.353	27.438	19.257	201.8
2	**1'41.907**		22.945	32.710	27.010	19.242	196.3
3	**1'40.582**		22.414	32.260	26.886	19.022	206.1
4	**1'40.415**		22.518	31.899	26.980	19.018	200.7
5	**1'40.256**		22.467	31.805	26.970	19.014	199.6
6	1'40.132	*	22.488	31.712	26.883	19.049*	201.1
7	**1'40.461**		22.468	31.574	27.232	19.187	202.2
8	**1'40.324**		22.545	31.887	26.855	19.037	201.1
9	**1'39.955**		22.356	31.727	26.877	18.995	204.5
10	1'39.923	*	22.392	31.703	26.815*	19.013	204.9

Fastest Lap:	Matteo BERTELLE	Red Bull MotoGP Roo	ITA	**1'39.406**	22.393	31.369	26.919	18.725

DORNA DATA PROCESSING -TIMING SERVICE DORNA DATA PROCESSING TIMING SERVICE DORNA DATA PROCESSING TIMING SERVICE DORNA DATA PROCESSING TIMING SERVICE DORNA DATA PROCESSING TIMING SERVICE DORNA DATA PROCESSING TIMING SERVICE DORNA DATA PROCESSING TIMING SERVICE DORNA DATA PROCCEESSS

Spielberg, Saturday, August 07, 2021

Lap	Lap Time	T1	T2	T3	T4	Speed
11	**1'40.031**	22.472	31.606	26.898	19.055	204.5
12	**1'40.405**	22.621	31.744	27.022	19.018	204.1
13	**1'41.976**	23.126	32.042	26.977	19.831	201.8
14	**1'41.709**	22.720	32.611	27.001	19.377	205.7
15	**1'41.070**	22.919	32.146	27.011	18.994	204.1
16	**1'41.449**	22.555	32.461	27.258	19.175	202.6
17	**1'39.557**	22.366	31.574	26.774	18.843	206.8

6th 89 Marcos URIARTE — Red Bull MotoGP Roo SPA

1	1'46.383	27.137	32.859	27.194	19.193	195.6
2	**1'41.246**	22.793	32.320	27.176	18.957	198.5
3	**1'41.179**	22.762	32.246	27.058	19.113	201.1
4	**1'40.693**	22.680	32.015	26.881	19.117	201.8
5	**1'40.146**	22.575	31.806	26.796	18.969	202.2
6	**1'40.296**	22.498	32.009	26.930	18.859	205.7
7	**1'40.574**	22.866	32.127	26.793	18.788	203.7
8	**1'41.171**	22.408	32.693	27.041	19.029	204.1
9	**1'39.959**	22.449	31.782	26.972	18.756	204.1
10	1'39.700 *	22.399	31.763	26.888	18.650*	204.1
11	**1'39.614**	22.353	31.668	26.842	18.751	205.3
12	**1'40.108**	22.435	31.974	26.819	18.880	205.3
13	**1'41.566**	22.862	32.634	26.934	19.136	201.8
14	**1'41.472**	22.676	32.385	27.109	19.302	204.9
15	1'41.513 *	23.19!*	32.308	26.997	19.013	198.8
16	**1'40.619**	22.431	32.089	27.183	18.916	207.6
17	**1'40.354**	22.494	31.818	27.007	19.035	202.2

7th 28 Matteo BERTELLE — Red Bull MotoGP Roo ITA

1	1'46.702	27.626	32.641	27.199	19.236	200.3
2	**1'41.196**	22.811	32.074	27.295	19.016	204.5
3	**1'41.109**	22.644	32.414	26.962	19.089	203.3
4	1'40.671 *	22.555	32.300	26.993	18.823*	205.7
5	**1'40.129**	22.481	31.835	26.891	18.922	203.7
6	**1'40.543**	22.861	31.821	26.833	19.028	201.1
7	**1'40.349**	22.560	31.881	26.878	19.030	204.5
8	**1'40.729**	22.420	32.424	27.030	18.855	204.9
9	**1'39.840**	22.407	31.747	26.919	18.767	203.0
10	**1'39.406**	22.393	31.369	26.919	18.725	205.3
11	**1'39.883**	22.382	31.634	26.894	18.973	203.3
12	**1'40.199**	22.517	31.783	26.906	18.993	204.5
13	**1'41.493**	22.902	32.256	27.014	19.321	195.2
14	**1'41.768**	23.072	32.308	27.078	19.310	197.4
15	**1'41.478**	22.894	32.336	27.097	19.151	197.8
16	**1'41.157**	22.668	32.077	27.384	19.028	206.8
17	**1'40.206**	22.686	31.636	26.923	18.961	204.9

8th 23 Alex MILLAN — Red Bull MotoGP Roo SPA

1	1'48.959	28.641	33.627	27.404	19.287	201.1
2	1'41.618 *	22.992	32.362	27.250	19.014*	204.1
3	1'40.894 *	22.66!*	31.989	27.344	18.892	200.3
4	1'40.655 *	22.62'*	31.854	27.326	18.848	199.2
5	**1'40.562**	22.595	31.884	27.252	18.831	199.6
6	**1'40.306**	22.525	31.737	27.202	18.842	203.0
7	**1'40.476**	22.613	31.972	27.082	18.809	200.3
8	**1'40.561**	22.711	31.885	27.134	18.831	201.8
9	**1'40.690**	22.864	31.864	27.116	18.846	197.8
10	**1'40.483**	22.674	31.807	27.186	18.816	201.8
11	**1'40.453**	22.634	31.821	27.081	18.917	201.4
12	**1'40.582**	22.509	31.922	27.243	18.908	202.6
13	**1'40.485**	22.584	31.813	27.185	18.903	201.8
14	**1'40.051**	22.477	31.714	27.118	18.742	202.2
15	**1'40.398**	22.487	31.734	27.288	18.889	200.7
16	**1'40.106**	22.599	31.632	27.108	18.767	198.8
17	**1'40.042**	22.542	31.587	27.094	18.819	199.6

9th 96 Daniel HOLGADO — Red Bull MotoGP Roo SPA

1	1'47.117	27.945	32.934	27.097	19.141	197.4
2	**1'41.673**	23.031	32.275	27.163	19.204	201.4
3	**1'40.743**	22.772	31.957	27.058	18.956	206.1
4	**1'41.010**	22.609	32.597	26.990	18.814	206.5
5	1'40.016 *	22.545	31.746	26.909*	18.816	201.4
6	**1'39.639**	22.480	31.592	26.698	18.869	202.2
7	**1'40.120**	22.522	31.733	26.824	19.041	204.9
8	**1'39.796**	22.334	31.568	26.925	18.969	204.1
9	1'40.015 *	22.517	31.572	27.010*	18.916	202.2
10	1'39.857 *	22.476	31.538	26.963*	18.880	202.2
11	**1'40.131**	22.549	31.581	27.028	18.973	201.8
12	**1'40.368**	22.590	31.699	27.061	19.018	201.8
13	**1'41.700**	23.205	31.789	27.242	19.464	203.0
14	1'41.878 *	23.070	32.059	27.304*	19.445	205.3
15	1'41.613 *	22.993	32.660	26.953*	19.007	204.9
16	**1'40.770**	22.532	31.835	27.498	18.905	210.1
17	**1'39.758**	22.374	31.495	26.922	18.967	206.1

10th 72 Taiyo FURUSATO — Red Bull MotoGP Roo JPN

1	1'47.022	27.937	32.798	27.116	19.171	196.7
2	**1'41.533**	22.696	32.495	27.099	19.243	205.7
3	**1'40.776**	22.557	32.121	26.940	19.158	205.3
4	**1'41.522**	22.534	32.947	27.025	19.016	205.3
5	**1'40.038**	22.464	31.712	26.771	19.091	203.7
6	1'39.757 *	22.431	31.653	26.690	18.983*	204.1
7	**1'40.286**	22.484	31.933	26.780	19.089	204.5
8	**1'40.276**	22.246	32.080	26.869	19.081	208.8
9	1'39.910 *	22.456	31.644	26.781	19.029*	202.2
10	1'40.548 *	22.514	32.080	27.022	18.932*	202.6
11	1'39.772 *	22.414	31.466	26.733*	19.159	203.3
12	**1'39.957**	22.430	31.639	26.731	19.157	203.0
13	**1'44.901**	26.243	32.734	26.811	19.113	198.1
14	1'40.148 *	22.553	31.648	26.805*	19.142	203.7
15	**1'44.751**	26.389	31.955	27.099	19.308	195.6
16	**1'41.154**	23.018	31.894	27.058	19.184	198.1
17	**1'41.186**	22.891	31.773	27.152	19.370	197.8

11th 58 Luca LUNETTA — Red Bull MotoGP Roo ITA

1	1'48.905	28.387	33.562	27.460	19.496	204.1
2	1'42.470 *	23.380	32.677	27.291*	19.122	197.4

Fastest Lap: Matteo BERTELLE Red Bull MotoGP Roo ITA **1'39.406** 22.393 31.369 26.919 18.725

DORNA DATA PROCESSING ,TIMING SERVICE DORNA DATA PROCESSING TIMING SERVICE DORNA DATA PROCESSING TIMING SERVICE DORNA DATA PROCESSING TIMING SERVICE DORNA DATA PROCESSING TIMING SERVICE DORNA DATA PROCESSING TIMING SERVICE DORNA DATA PROCESSING TIMING SERVICE DORNA DATA PROCCEESSS

Lap	Lap Time		T1	T2	T3	T4	Speed
3	**1'40.996**		22.747	32.137	27.142	18.970	201.8
4	**1'40.492**		22.586	31.908	27.150	18.848	203.0
5	**1'41.011**		22.751	32.025	27.052	19.183	199.6
6	**1'40.538**		22.663	31.892	27.063	18.920	200.7
7	1'40.920	*	22.721*	31.905	27.227	19.068	201.1
8	**1'40.818**		22.662	31.898	27.120	19.138	201.4
9	**1'41.155**		22.865	32.014	27.186	19.090	200.7
10	**1'41.147**		22.704	32.040	27.309	19.094	201.4
11	**1'41.806**		22.783	32.380	27.426	19.217	202.2
12	**1'41.514**		22.828	32.397	27.228	19.061	200.0
13	**1'41.574**		22.814	32.346	27.309	19.105	199.6
14	**1'41.524**		22.853	32.424	27.180	19.067	199.6
15	**1'41.301**		22.733	32.002	27.237	19.329	203.7
16	1'41.506	*	22.631*	32.103	27.429	19.338	202.6
17	**1'41.493**		22.918	31.941	27.399	19.235	200.3

12th 77 Filippo FARIOLI — Red Bull MotoGP Roo ITA

Lap	Lap Time		T1	T2	T3	T4	Speed
1	1'47.940		28.180	33.470	27.102	19.188	203.3
2	1'41.261	*	22.708	32.382	26.989	19.182*	202.6
3	1'40.670	*	22.581*	32.169	26.834	19.084*	203.7
4	**1'41.271**		22.632	32.247	27.189	19.203	203.0
5	**1'41.126**		22.662	32.112	27.055	19.297	200.7
6	**1'41.678**		22.859	32.631	26.908	19.280	196.0
7	**1'41.011**		22.759	31.971	27.010	19.271	203.3
8	**1'41.039**		22.657	32.046	27.049	19.287	202.6
9	**1'41.213**		22.958	31.970	27.060	19.225	201.4
10	**1'41.601**		22.908	32.277	27.073	19.343	203.3
11	1'41.569	*	22.765	32.231	27.312*	19.261	202.2
12	**1'41.231**		22.670	32.309	27.036	19.216	201.4
13	**1'41.969**		22.938	32.749	27.028	19.254	197.8
14	**1'41.158**		22.708	32.182	27.043	19.225	203.7
15	**1'41.299**		22.771	32.295	27.068	19.165	201.1
16	**1'41.703**		22.699	32.400	27.260	19.344	200.3
17	**1'41.486**		22.926	32.170	27.145	19.245	201.4

13th 55 Noah DETTWILER — Red Bull MotoGP Roo SWI

Lap	Lap Time		T1	T2	T3	T4	Speed
1	1'48.564		28.071	33.248	27.351	19.894	203.3
2	**1'42.294**		23.281	32.307	27.343	19.363	203.0
3	**1'41.249**		22.765	32.097	27.116	19.271	202.2
4	**1'40.707**		22.606	31.897	27.061	19.143	204.1
5	**1'40.687**		22.670	32.052	26.914	19.051	200.7
6	**1'40.524**		22.558	31.970	26.970	19.026	201.1
7	1'40.800	*	22.636	31.894	27.080	19.190*	202.2
8	**1'41.041**		22.714	31.889	27.202	19.236	200.3
9	**1'41.189**		22.829	31.920	27.262	19.178	199.6
10	**1'41.290**		22.808	31.908	27.329	19.245	200.3
11	1'41.703	*	22.846	32.291	27.260*	19.306	200.0
12	**1'41.484**		22.895	32.034	27.256	19.299	198.8
13	1'41.557	*	22.968	32.109*	27.256	19.224	198.5
14	**1'41.512**		22.877	32.064	27.296	19.275	197.8
15	**1'41.226**		22.858	31.810	27.333	19.225	200.0
16	**1'41.889**		22.907	32.576	27.108	19.298	197.4
17	**1'41.518**		22.869	32.147	27.287	19.215	197.0

14th 34 Mario AJI — Red Bull MotoGP Roo INA

Lap	Lap Time		T1	T2	T3	T4	Speed
1	1'48.700		28.737	33.304	27.452	19.207	201.1
2	1'42.263	*	23.051*	32.667	27.261	19.281	194.5
3	**1'40.922**		22.836	32.100	27.022	18.964	200.0
4	**1'41.148**		22.822	32.248	27.216	18.862	197.0
5	**1'40.910**		22.687	32.239	27.037	18.947	201.1
6	1'40.575	*	22.699	32.032	26.961	18.883*	200.7
7	1'40.925	*	22.742	32.030	27.112	19.041*	200.7
8	**1'40.821**		22.682	31.940	27.091	19.108	200.7
9	**1'41.150**		22.876	32.060	27.175	19.039	200.7
10	**1'41.395**		22.844	32.178	27.174	19.199	201.1
11	1'41.700	*	22.926	32.161	27.364*	19.249	200.7
12	**1'41.390**		22.906	32.192	27.228	19.064	196.7
13	**1'41.820**		22.786	32.683	27.061	19.290	200.7
14	**1'41.294**		22.856	32.174	27.155	19.109	198.5
15	**1'41.266**		22.826	32.223	27.024	19.193	199.6
16	**1'41.613**		22.842	32.351	27.120	19.300	198.8
17	**1'41.536**		23.057	32.045	27.120	19.314	196.3

15th 42 Soma GÖRBE — Red Bull MotoGP Roo HUN

Lap	Lap Time		T1	T2	T3	T4	Speed
1	1'49.116		28.754	33.328	27.498	19.536	200.0
2	1'42.483	*	23.106	32.697*	27.402	19.278	200.3
3	1'41.093	*	22.671*	32.144	27.060	19.214	203.3
4	1'40.931	*	22.741*	31.936	27.101	19.152*	200.3
5	**1'41.116**		22.770	32.034	27.186	19.126	200.7
6	**1'42.210**		22.813	32.650	27.389	19.358	198.1
7	**1'41.730**		22.988	32.061	27.412	19.269	197.0
8	**1'41.929**		22.950	32.198	27.460	19.321	196.3
9	**1'41.894**		23.061	32.055	27.444	19.334	196.7
10	**1'41.672**		22.925	32.089	27.417	19.241	196.0
11	**1'41.786**		22.964	32.041	27.391	19.390	196.0
12	**1'41.679**		22.817	32.237	27.282	19.343	196.0
13	**1'41.846**		22.941	32.174	27.403	19.328	196.0
14	**1'42.384**		23.013	32.427	27.552	19.392	194.9
15	**1'42.011**		23.003	32.159	27.407	19.442	196.3
16	**1'42.128**		23.161	32.257	27.375	19.335	193.8
17	**1'42.581**		22.856	32.441	27.918	19.366	198.8

16th 13 Sho NISHIMURA — Red Bull MotoGP Roo JPN

Lap	Lap Time		T1	T2	T3	T4	Speed
1	1'49.325		28.848	33.527	27.484	19.466	203.0
2	1'42.978	*	22.986	33.187	27.243	19.562*	193.8
3	1'42.351	*	23.032	32.849*	27.353*	19.117	201.8
4	1'41.411	*	22.782	32.196	27.154	19.279*	198.5
5	1'41.551	*	22.909	32.171	27.219	19.252*	199.2
6	**1'41.112**		22.927	32.022	27.006	19.157	198.8
7	**1'41.355**		22.919	32.096	27.170	19.170	198.1
8	**1'45.779**		27.154	32.213	27.171	19.241	197.0
9	**1'41.597**		22.839	32.351	27.193	19.214	203.0
10	**1'41.339**		22.984	32.055	27.119	19.181	197.8
11	**1'41.492**		22.975	32.059	27.218	19.240	197.8
12	**1'41.252**		22.925	32.065	27.045	19.217	197.8
13	1'41.315	*	22.879	32.087*	27.154	19.195	197.8
14	1'41.087	*	22.867	31.958	27.110	19.152*	197.8

Fastest Lap:	Matteo BERTELLE	Red Bull MotoGP Roo	ITA	**1'39.406**	22.393	31.369	26.919	18.725

DORNA DATA PROCESSING TIMING SERVICE DORNA DATA PROCESSING TIMING SERVICE DORNA DATA PROCESSING TIMING SERVICE DORNA DATA PROCESSING TIMING SERVICE DORNA DATA PROCESSING TIMING SERVICE DORNA DATA PROCESSING TIMING SERVICE DORNA DATA PROCESSING TIMING SERVICE DORNA DATA PROCCEESSS

Lap	Lap Time		T1	T2	T3	T4	Speed
15	1'40.974	*	22.770	31.896	27.153*	19.155	198.8
16	1'40.940	*	22.825	31.967	26.993	19.155*	199.2
17	**1'41.236**		22.917	31.982	27.102	19.235	197.0

17th 78 Jakob ROSENTHAL Red Bull MotoGP Roo AUT

1	1'49.538		28.792	33.649	27.715	19.382	204.1
2	1'42.989	*	22.774	32.957	27.401*	19.857*	198.8
3	**1'42.376**		22.879	32.901	27.271	19.325	205.3
4	**1'41.919**		22.802	32.673	27.252	19.192	204.1
5	**1'41.586**		22.707	32.240	27.344	19.295	204.9
6	**1'42.357**		22.927	32.735	27.391	19.304	200.0
7	1'42.521	*	23.019	32.522	27.531*	19.449	198.8
8	**1'42.057**		22.994	32.283	27.346	19.434	200.0
9	**1'42.295**		22.896	32.316	27.526	19.557	198.5
10	**1'41.830**		22.880	32.436	27.256	19.258	203.3
11	**1'41.604**		22.721	32.144	27.419	19.320	200.3
12	**1'41.523**		22.774	32.277	27.199	19.273	199.6
13	**1'41.610**		22.808	32.199	27.310	19.293	199.2
14	**1'41.581**		22.757	32.304	27.288	19.232	199.2
15	**1'41.641**		22.733	32.195	27.391	19.322	198.8
16	**1'41.799**		22.820	32.248	27.458	19.273	198.1
17	**1'41.657**		22.768	32.191	27.340	19.358	198.5

18th 9 Freddie HEINRICH Red Bull MotoGP Roo GER

1	1'49.680		29.173	33.784	27.434	19.289	195.2
2	**1'42.989**		22.756	33.331	27.345	19.557	203.7
3	**1'42.727**		23.017	32.690	27.375	19.645	203.3
4	**1'41.587**		22.886	32.271	27.213	19.217	199.6
5	1'42.026	*	22.872	32.474	27.273*	19.407	203.7
6	**1'42.228**		22.795	32.513	27.554	19.366	201.1
7	**1'42.248**		22.675	32.660	27.378	19.535	201.1
8	**1'42.170**		23.192	32.096	27.547	19.335	201.4
9	**1'42.230**		22.804	32.821	27.406	19.199	200.0
10	**1'41.778**		22.832	32.353	27.241	19.352	203.0
11	**1'41.872**		23.134	32.338	27.132	19.268	201.1
12	**1'42.025**		22.954	32.406	27.403	19.262	201.8
13	**1'42.321**		23.159	32.507	27.454	19.201	196.7
14	**1'42.015**		23.085	32.239	27.453	19.238	196.0
15	**1'42.529**		23.187	32.238	27.643	19.461	195.2
16	**1'42.902**		23.272	32.429	27.658	19.543	194.9
17	**1'42.371**		23.046	32.353	27.649	19.323	195.6

19th 8 Eddie O'SHEA Red Bull MotoGP Roo GBR

1	1'48.795		28.505	33.383	27.372	19.535	203.7
2	1'43.815	*	23.49*	33.355	27.246	19.719*	196.3
3	1'41.986	*	22.826	32.409	27.321	19.430*	206.5
4	**1'41.982**		22.972	32.621	27.184	19.205	201.1
5	1'42.193	*	22.892	32.554	27.389*	19.358*	200.7
6	**1'42.111**		22.811	32.491	27.549	19.260	203.7
7	**1'41.880**		22.863	32.106	27.475	19.436	198.8
8	**1'42.479**		23.165	32.270	27.602	19.442	197.4
9	**1'42.541**		23.052	32.470	27.420	19.599	197.4
10	1'41.648	*	22.774	32.223	27.362*	19.289	204.1
11	**1'41.902**		22.941	32.240	27.335	19.386	201.8
12	**1'46.635**		27.040	32.542	27.514	19.539	183.0
13	**1'42.187**		22.931	32.185	27.602	19.469	196.3
14	**1'41.853**		22.866	32.104	27.564	19.319	197.8
15	**1'42.195**		23.041	32.173	27.540	19.441	197.4
16	**1'41.915**		22.901	32.043	27.538	19.433	197.4
17	**1'42.559**		22.903	32.397	27.674	19.585	197.4

20th 39 Bartholomé PERRI Red Bull MotoGP Roo FRA

1	1'49.845		29.171	33.377	27.759	19.538	193.8
2	**1'42.466**		22.710	32.567	27.585	19.604	205.7
3	1'42.523	*	23.071	32.722*	27.460	19.270	197.0
4	1'41.899	*	22.926	32.305	27.477	19.191*	204.9
5	1'42.196	*	22.893	32.269	27.453	19.581*	204.9
6	**1'42.182**		22.699	32.583	27.620	19.280	204.5
7	**1'42.160**		22.689	32.380	27.672	19.419	201.4
8	**1'42.305**		23.062	32.315	27.633	19.295	196.0
9	1'42.540	*	23.140	32.554	27.694	19.152*	200.0
10	**1'41.620**		22.893	32.263	27.286	19.178	200.7
11	**1'41.736**		22.864	32.151	27.389	19.332	200.0
12	**1'42.193**		22.962	32.361	27.583	19.287	197.0
13	1'42.700	*	23.027	32.683	27.635	19.355*	194.5
14	**1'42.404**		23.109	32.260	27.600	19.435	196.0
15	**1'46.531**		26.962	32.408	27.576	19.585	191.8
16	**1'43.190**		23.295	32.639	27.690	19.566	193.8
17	1'46.835	*	26.803	32.518	27.967	19.547*	191.1

21st 19 Scott OGDEN Red Bull MotoGP Roo GBR

1	1'46.538		27.450	32.645	27.166	19.277	200.3
2	**1'41.751**		22.747	32.769	27.104	19.131	201.4
3	1'44.941	P	22.583	32.484	27.164	22.710	202.2
4	2'06.440		13.551	32.444	27.699	19.339	190.8
5	**1'41.993**		23.105	32.150	27.459	19.279	193.8
6	**1'41.919**		23.125	32.030	27.545	19.219	192.8
7	**1'41.764**		23.049	32.201	27.275	19.239	193.8
8	**1'41.693**		23.061	32.015	27.401	19.216	193.2
9	**1'41.460**		23.001	31.922	27.311	19.226	194.2
10	**1'41.315**		22.959	31.942	27.279	19.135	194.9
11	**1'41.266**		22.991	31.928	27.137	19.210	195.2
12	**1'41.214**		22.937	31.915	27.188	19.174	193.8
13	**1'41.509**		23.006	32.048	27.317	19.138	193.8
14	1'41.462	*	22.877	32.059	27.403	19.123*	193.8
15	**1'41.433**		22.926	31.967	27.370	19.170	194.5
16	**1'41.368**		22.938	32.068	27.261	19.101	194.2
17	**1'41.310**		22.920	32.059	27.226	19.105	194.9

22nd 14 Cormac BUCHANA Red Bull MotoGP Roo NZE

1	1'50.596		29.189	33.685	27.866	19.856	201.8
2	1'43.572	*	23.22*	32.811	27.932	19.602	197.4
3	**1'43.830**		23.272	32.880	28.063	19.615	197.0
4	**1'43.870**		23.184	33.087	27.939	19.660	194.5
5	**1'44.139**		23.432	32.912	28.099	19.696	193.5
6	**1'44.165**		23.396	32.896	28.050	19.823	192.8

Fastest Lap:	Matteo BERTELLE	Red Bull MotoGP Roo	ITA	**1'39.406**	22.393	31.369	26.919	18.725

DORNA DATA PROCESSING TIMING SERVICE DORNA DATA PROCESSING TIMING SERVICE DORNA DATA PROCESSING TIMING SERVICE DORNA DATA PROCESSING TIMING SERVICE DORNA DATA PROCESSING TIMING SERVICE DORNA DATA PROCESSING TIMING SERVICE DORNA DATA PROCESSING TIMING SERVICE DORNA DATA PROCCEESSS

Race Nr. 1

RookiesCup

Lap	Lap Time		T1	T2	T3	T4	Speed	Lap	Lap Time		T1	T2	T3	T4	Speed
7	**1'44.177**		23.380	32.994	28.071	19.732	193.2								
8	**1'43.832**		23.328	32.765	28.013	19.726	193.2								
9	**1'44.133**		23.439	32.793	28.158	19.743	192.8								
10	**1'44.425**		23.653	32.920	28.061	19.791	192.8								
11	**1'44.384**		23.515	32.894	28.107	19.868	191.8								
12	1'50.015	P	23.344	32.735	28.255	25.681	194.5								

Fastest Lap:	Matteo BERTELLE	Red Bull MotoGP Roo	ITA	**1'39.406**	22.393	31.369	26.919	18.725

DORNA DATA PROCESSING ,TIMING SERVICE DORNA DATA PROCESSING TIMING SERVICE DORNA DATA PROCESSING TIMING SERVICE DORNA DATA PROCESSING TIMING SERVICE DORNA DATA PROCESSING TIMING SERVICE DORNA DATA PROCESSING TIMING SERVICE DORNA DATA PROCESSING TIMING SERVICE DORNA DATA PROCCEESSS

ed Bull Ring - Spielber

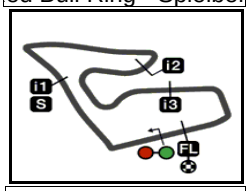

4318 m.

Results and timing service provided by TISSOT

RookiesCup

MICHELIN® GRAND PRIX OF STYRIA
Qualifying Race Nr.2 Starting Grid

Race : 17 laps = 73.406 km

1	**1** 1'39.798 **80 David ALONSO** KTM	**2** 1'40.053 **28 Matteo BERTELLE** KTM	**3** 1'40.134 **89 Marcos URIARTE** KTM
2	**4** 1'40.332 **5 Tatchakorn BUASRI** KTM	**5** 1'40.476 **19 Scott OGDEN** KTM	**6** 1'40.553 **7 Daniel MUÑOZ** KTM
3	**7** 1'40.665 **96 Daniel HOLGADO** KTM	**8** 1'40.735 **72 Taiyo FURUSATO** KTM	**9** 1'40.773 **55 Noah DETTWILER** KTM
4	**10** 1'40.820 **24 Ivan ORTOLÁ** KTM	**11** 1'40.849 **23 Alex MILLAN** KTM	**12** 1'41.091 **77 Filippo FARIOLI** KTM
5	**13** 1'41.137 **34 Mario AJI** KTM	**14** 1'41.331 **78 Jakob ROSENTHALER** KTM	**15** 1'41.368 **58 Luca LUNETTA** KTM
6	**16** 1'41.462 **13 Sho NISHIMURA** KTM	**17** 1'41.905 **8 Eddie O'SHEA** KTM	**18** 1'41.928 **9 Freddie HEINRICH** KTM
7	**19** 1'41.982 **42 Soma GÖRBE** KTM	**20** 1'42.662 **39 Bartholomé PERRIN** KTM	**21** 1'42.872 **14 Cormac BUCHANAN** KTM
8	**22** 1'39.772 **64 David MUÑOZ** KTM		

The results are provisional until the end of the limit for protest and appeals and until the ratification of the Event Management Committee.

Time limit for protest expires 60' at the latest after publication of the results - . ..... Time: .....

DORNA DATA PROCESSING TIMING SERVICE DORNA DATA PROCESSING TIMING SERVICE DORNA DATA PROCESSING TIMING SERVICE DORNA DATA PROCESSING TIMING SERVICE DORNA DATA PROCESSING TIMING SERVICE DORNA DATA PROCESSING TIMING SERVICE DORNA DATA PROCESSING TIMING SERVICE DORNA DATA PROCCEESSS

Spielberg, Saturday, August 07, 2021

ed Bull Ring - Spielber

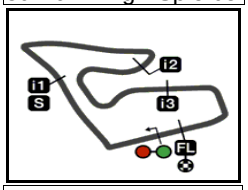

4318 m.

Results and timing service provided by TISSOT

RookiesCup

MICHELIN® GRAND PRIX OF STYRIA

Race Nr. 1

Lap Chart

Pos	1	2	3	4	5	6	7	8	9	10	11	12	13	14	15	16	17	18	19	20	21	22
Grid	80	28	89	5	19	7	96	72	55	24	23	77	34	78	58	13	8	9	42	39	14	64
Laps 1	5	80	89	19	28	24	72	96	7	64	77	55	34	8	58	23	42	13	78	9	39	14
2	80	89	24	28	5	19	72	7	64	96	77	23	55	34	58	42	13	39	78	8	9	14
3	80	24	5	89	28	64	72	7	96	77	23	34	55	58	42	19	8	13	39	78	9	14
4	80	5	24	64	89	28	7	96	72	77	23	55	58	34	42	13	8	39	78	9	14	19
5	80	5	24	89	28	7	96	72	77	23	64	55	58	34	42	13	78	8	39	9	14	19
6	80	5	89	24	7	96	28	72	64	23	77	55	58	34	42	13	78	8	39	9	14	19
7	80	5	24	96	7	89	28	72	64	23	55	77	58	34	42	13	8	39	78	9	14	19
8	80	96	5	24	72	28	7	89	64	23	55	77	58	34	42	8	78	39	9	13	14	19
9	80	96	5	24	72	28	7	89	64	23	55	77	58	34	42	13	78	8	9	39	14	19
10	80	96	5	24	28	7	89	72	64	23	55	58	34	77	42	13	8	78	9	39	14	19
11	80	96	5	24	28	7	89	72	64	23	55	58	77	34	42	13	78	8	39	9	19	14
12	80	96	5	28	24	89	7	72	64	23	55	77	58	34	42	13	78	9	39	8	19	14
13	24	96	28	7	5	89	80	64	72	23	55	58	77	34	42	13	78	9	39	8	19	
14	24	28	96	89	7	5	80	64	72	23	55	77	58	34	42	13	78	9	39	8	19	
15	7	5	28	24	89	96	80	64	23	72	55	77	58	34	42	13	78	9	8	39	19	
16	7	24	89	64	96	28	80	5	23	72	58	55	77	34	13	42	78	9	8	39	19	
17	7	24	80	96	64	5	89	28	23	72	58	77	55	34	13	42	78	9	8	39	19	

Winner Lapped rider

DORNA DATA PROCESSING TIMING SERVICE DORNA DATA PROCESSING TIMING SERVICE DORNA DATA PROCESSING TIMING SERVICE DORNA DATA PROCESSING TIMING SERVICE DORNA DATA PROCESSING TIMING SERVICE DORNA DATA PROCESSING TIMING SERVICE DORNA DATA PROCESSING TIMING SERVICE DORNA DATA PROCCEESSS

Spielberg, Saturday, August 07, 2021

ed Bull Ring - Spielber

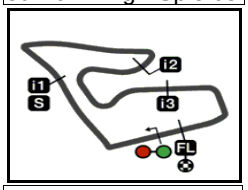

4318 m.

Results and timing service provided by TISSOT

RookiesCup

MICHELIN® GRAND PRIX OF STYRIA

Race Nr. 1

Fastest Lap of Each Rider

		Rider	Nation	Team	Motorcycle	Time	Lap	Total	Gap	
1	28	**Matteo BERTELLE**	ITA	Red Bull MotoGP Rookies Cup	KTM	**1'39.406**	10	17		
2	80	**David ALONSO**	COL	Red Bull MotoGP Rookies Cup	KTM	**1'39.419**	17	17	0.013	0.013
3	5	**Tatchakorn BUASRI**	THA	Red Bull MotoGP Rookies Cup	KTM	**1'39.557**	17	17	0.151	0.138
4	89	**Marcos URIARTE**	SPA	Red Bull MotoGP Rookies Cup	KTM	**1'39.614**	11	17	0.208	0.057
5	96	**Daniel HOLGADO**	SPA	Red Bull MotoGP Rookies Cup	KTM	**1'39.639**	6	17	0.233	0.025
6	7	**Daniel MUÑOZ**	SPA	Red Bull MotoGP Rookies Cup	KTM	**1'39.816**	9	17	0.410	0.177
7	64	**David MUÑOZ**	SPA	Red Bull MotoGP Rookies Cup	KTM	**1'39.846**	14	17	0.440	0.030
8	72	**Taiyo FURUSATO**	JPN	Red Bull MotoGP Rookies Cup	KTM	**1'39.957**	12	17	0.551	0.111
9	24	**Ivan ORTOLÁ**	SPA	Red Bull MotoGP Rookies Cup	KTM	**1'39.959**	9	17	0.553	0.002
10	23	**Alex MILLAN**	SPA	Red Bull MotoGP Rookies Cup	KTM	**1'40.042**	17	17	0.636	0.083
11	58	**Luca LUNETTA**	ITA	Red Bull MotoGP Rookies Cup	KTM	**1'40.492**	4	17	1.086	0.450
12	55	**Noah DETTWILER**	SWI	Red Bull MotoGP Rookies Cup	KTM	**1'40.524**	6	17	1.118	0.032
13	34	**Mario AJI**	INA	Red Bull MotoGP Rookies Cup	KTM	**1'40.821**	8	17	1.415	0.297
14	77	**Filippo FARIOLI**	ITA	Red Bull MotoGP Rookies Cup	KTM	**1'41.011**	7	17	1.605	0.190
15	13	**Sho NISHIMURA**	JPN	Red Bull MotoGP Rookies Cup	KTM	**1'41.112**	6	17	1.706	0.101
16	42	**Soma GÖRBE**	HUN	Red Bull MotoGP Rookies Cup	KTM	**1'41.116**	5	17	1.710	0.004
17	19	**Scott OGDEN**	GBR	Red Bull MotoGP Rookies Cup	KTM	**1'41.214**	12	17	1.808	0.098
18	78	**Jakob ROSENTHALER**	AUT	Red Bull MotoGP Rookies Cup	KTM	**1'41.523**	12	17	2.117	0.309
19	9	**Freddie HEINRICH**	GER	Red Bull MotoGP Rookies Cup	KTM	**1'41.587**	4	17	2.181	0.064
20	39	**Bartholomé PERRIN**	FRA	Red Bull MotoGP Rookies Cup	KTM	**1'41.620**	10	17	2.214	0.033
21	8	**Eddie O'SHEA**	GBR	Red Bull MotoGP Rookies Cup	KTM	**1'41.853**	14	17	2.447	0.233
22	14	**Cormac BUCHANAN**	NZE	Red Bull MotoGP Rookies Cup	KTM	**1'43.830**	3	12	4.424	1.977

DORNA DATA PROCESSING ,TIMING SERVICE DORNA DATA PROCESSING TIMING SERVICE DORNA DATA PROCESSING TIMING SERVICE DORNA DATA PROCESSING TIMING SERVICE DORNA DATA PROCESSING TIMING SERVICE DORNA DATA PROCESSING TIMING SERVICE DORNA DATA PROCESSING TIMING SERVICE DORNA DATA PROCCEESSS

Spielberg, Saturday, August 07, 2021

ed Bull Ring - Spielber

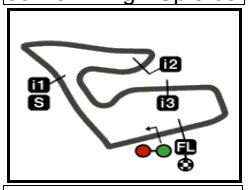

4318 m.

Results and timing service provided by TISSOT

RookiesCup

MICHELIN® GRAND PRIX OF STYRIA

Race Nr. 1

Analysis by Lap

Num Lap Time Gap

Lap 1

5	1'46.245	
80	1'46.297	0.052
89	1'46.383	0.138
19	1'46.538	0.293
28	1'46.702	0.457
24	1'46.782	0.537
72	1'47.022	0.777
96	1'47.117	0.872
7	1'47.178	0.933
64	1'47.301	1.056
77	1'47.940	1.695
55	1'48.564	2.319
34	1'48.700	2.455
8	1'48.795	2.550
58	1'48.905	2.660
23	1'48.959	2.714
42	1'49.116	2.871
13	1'49.325	3.080
78	1'49.538	3.293
9	1'49.680	3.435
39	1'49.845	3.600
14	1'50.596	4.351

Lap 2

80	1'41.188	
89	1'41.246	0.144
24	1'40.946	0.243
28	1'41.196	0.413
5	1'41.907	0.667
19	1'41.751	0.804
72	1'41.533	1.070
7	1'41.383	1.076
64	1'41.294	1.110
96	1'41.673	1.305
77	1'41.261	1.716
23	1'41.618	3.092
55	1'42.294	3.373
34	1'42.263	3.478
58	1'42.470	3.890
42	1'42.483	4.114
13	1'42.978	4.818
39	1'42.466	4.826
78	1'42.989	5.042
8	1'43.815	5.125
9	1'42.989	5.184
14	1'43.572	6.683

Lap 3

80	1'40.984	
24	1'40.853	0.112
5	1'40.582	0.265
89	1'41.179	0.339
28	1'41.109	0.538
64	1'40.535	0.661
72	1'40.776	0.862
7	1'40.869	0.961
96	1'40.743	1.064
77	1'40.670	1.402
23	1'40.894	3.002
34	1'40.922	3.416
55	1'41.249	3.638
58	1'40.996	3.902
42	1'41.093	4.223
19	1'44.941	4.761
8	1'41.986	6.127
13	1'42.351	6.185
39	1'42.523	6.365
78	1'42.376	6.434
9	1'42.727	6.927
14	1'43.830	9.529

Lap 4

80	1'40.455	
5	1'40.415	0.225
24	1'40.689	0.346
64	1'40.189	0.395
89	1'40.693	0.577
28	1'40.671	0.754
7	1'40.312	0.818
96	1'41.010	1.619
72	1'41.522	1.929
77	1'41.271	2.218
23	1'40.655	3.202
55	1'40.707	3.890
58	1'40.492	3.939
34	1'41.148	4.109
42	1'40.931	4.699
13	1'41.411	7.141
8	1'41.982	7.654
39	1'41.899	7.809
78	1'41.919	7.898
9	1'41.587	8.059
14	1'43.870	12.944
19	2'06.440	30.746

Lap 5

80	1'40.290	
5	1'40.256	0.191
24	1'40.304	0.360
89	1'40.146	0.433
28	1'40.129	0.593
7	1'40.162	0.690
96	1'40.016	1.345
72	1'40.038	1.677
77	1'41.126	3.054
23	1'40.562	3.474
64	1'43.661	3.766
55	1'40.687	4.287
58	1'41.011	4.660
34	1'40.910	4.729
42	1'41.116	5.525
13	1'41.551	8.402
78	1'41.586	9.194
8	1'42.193	9.557
39	1'42.196	9.715
9	1'42.026	9.795
14	1'44.139	16.793
19	1'41.993	32.449

Lap 6

80	1'40.020	
5	1'40.132	0.303
89	1'40.296	0.709
24	1'40.377	0.717
7	1'40.080	0.750
96	1'39.639	0.964
28	1'40.543	1.116
72	1'39.757	1.414
64	1'39.934	3.680
23	1'40.306	3.760
77	1'41.678	4.712
55	1'40.524	4.791
58	1'40.538	5.178
34	1'40.575	5.284
42	1'42.210	7.715
13	1'41.112	9.494
78	1'42.357	11.531
8	1'42.111	11.648
39	1'42.182	11.877
9	1'42.228	12.003
14	1'44.165	20.938
19	1'41.919	34.348

Lap 7

80	1'40.566	
5	1'40.461	0.198
24	1'40.295	0.446
96	1'40.120	0.518
7	1'40.385	0.569
89	1'40.574	0.717
28	1'40.349	0.899
72	1'40.286	1.134
64	1'40.486	3.600
23	1'40.476	3.670
55	1'40.800	5.025
77	1'41.011	5.157
58	1'40.920	5.532
34	1'40.925	5.643
42	1'41.730	8.879
13	1'41.355	10.283
8	1'41.880	12.962
39	1'42.160	13.471
78	1'42.521	13.486
9	1'42.248	13.685
14	1'44.177	24.549
19	1'41.764	35.546

Lap 8

80	1'40.116	
96	1'39.796	0.198
5	1'40.324	0.406
24	1'40.191	0.521
72	1'40.276	1.294
28	1'40.729	1.512
7	1'41.131	1.584
89	1'41.171	1.772
64	1'40.597	4.081
23	1'40.561	4.115
55	1'41.041	5.950
77	1'41.039	6.080
58	1'40.818	6.234
34	1'40.821	6.348
42	1'41.929	10.692
8	1'42.479	15.325
78	1'42.057	15.427
39	1'42.305	15.660
9	1'42.170	15.739
13	1'45.779	15.946
14	1'43.832	28.265
19	1'41.693	37.123

Lap 9

80	1'40.017	
96	1'40.015	0.196
5	1'39.955	0.344
24	1'39.959	0.463
72	1'39.910	1.187
28	1'39.840	1.335
7	1'39.816	1.383
89	1'39.959	1.714
64	1'40.585	4.649
23	1'40.690	4.788
55	1'41.189	7.122
77	1'41.213	7.276
58	1'41.155	7.372
34	1'41.150	7.481
42	1'41.894	12.569
13	1'41.597	17.526
78	1'42.295	17.705
8	1'42.541	17.849
9	1'42.230	17.952
39	1'42.540	18.183
14	1'44.133	32.381
19	1'41.460	38.566

Lap 10

80	1'39.887	
96	1'39.857	0.166
5	1'39.923	0.380
24	1'39.966	0.542
28	1'39.406	0.854
7	1'39.839	1.335
89	1'39.700	1.527
72	1'40.548	1.848
64	1'40.400	5.162
23	1'40.483	5.384
55	1'41.290	8.525
58	1'41.147	8.632
34	1'41.395	8.989
77	1'41.601	8.990
42	1'41.672	14.354
13	1'41.339	18.978
8	1'41.648	19.610
78	1'41.830	19.648
9	1'41.778	19.843
39	1'41.620	19.916
14	1'44.425	36.919
19	1'41.315	39.994

Lap 11

80	1'40.106	
96	1'40.131	0.191
5	1'40.031	0.305
24	1'40.022	0.458
28	1'39.883	0.631
7	1'39.693	0.922
89	1'39.614	1.035
72	1'39.772	1.514
64	1'40.400	5.456
23	1'40.453	5.731
55	1'41.703	10.122
58	1'41.806	10.332
77	1'41.569	10.453
34	1'41.700	10.583
42	1'41.786	16.034
13	1'41.492	20.364
78	1'41.604	21.146
8	1'41.902	21.406
39	1'41.736	21.546
9	1'41.872	21.609
19	1'41.266	41.154
14	1'44.384	41.197

Lap 12

80	1'40.491	
96	1'40.368	0.068
5	1'40.405	0.219
28	1'40.199	0.339
24	1'40.461	0.428
89	1'40.108	0.652
7	1'40.304	0.735
72	1'39.957	0.980
64	1'40.373	5.338
23	1'40.582	5.822
55	1'41.484	11.115
77	1'41.231	11.193
58	1'41.514	11.355
34	1'41.390	11.482
42	1'41.679	17.222
13	1'41.252	21.125
78	1'41.523	22.178
9	1'42.025	23.143
39	1'42.193	23.248
8	1'46.635	27.550
19	1'41.214	41.877
14	1'50.015	50.721

Lap 13

24	1'41.290	
96	1'41.700	0.050
28	1'41.493	0.114
7	1'41.234	0.251
5	1'41.976	0.477
89	1'41.566	0.500
80	1'45.195	3.477
64	1'40.400	4.020
72	1'44.901	4.163
23	1'40.485	4.589

Lapped rider

DORNA DATA PROCESSING TIMING SERVICE DORNA DATA PROCESSING TIMING SERVICE DORNA DATA PROCESSING TIMING SERVICE DORNA DATA PROCESSING TIMING SERVICE DORNA DATA PROCESSING TIMING SERVICE DORNA DATA PROCESSING TIMING SERVICE DORNA DATA PROCESSING TIMING SERVICE DORNA DATA PROCCEESSS

Spielberg, Saturday, August 07, 2021

Num	Lap Time	Gap
55	1'41.557	10.954
58	1'41.574	11.211
77	1'41.969	11.444
34	1'41.820	11.584
42	1'41.846	17.350
13	1'41.315	20.722
78	1'41.610	22.070
9	1'42.321	23.746
39	1'42.700	24.230
8	1'42.187	28.019
19	1'41.509	41.668

Lap 14

24	1'41.791	
28	1'41.768	0.091
96	1'41.878	0.137
89	1'41.472	0.181
7	1'41.759	0.219
5	1'41.709	0.395
80	1'40.312	1.998
64	1'39.846	2.075
72	1'40.148	2.520
23	1'40.051	2.849
55	1'41.512	10.675
77	1'41.158	10.811
58	1'41.524	10.944
34	1'41.294	11.087
42	1'42.384	17.943
13	1'41.087	20.018
78	1'41.581	21.860
9	1'42.015	23.970
39	1'42.404	24.843
8	1'41.853	28.081
19	1'41.462	41.339

Lap 15

7	1'40.855	
5	1'41.070	0.391
28	1'41.478	0.495
24	1'41.616	0.542
89	1'41.513	0.620
96	1'41.613	0.676
80	1'39.929	0.853
64	1'40.018	1.019
23	1'40.398	2.173
72	1'44.751	6.197
55	1'41.226	10.827
77	1'41.299	11.036
58	1'41.301	11.171
34	1'41.266	11.279
42	1'42.011	18.880
13	1'40.974	19.918
78	1'41.641	22.427
9	1'42.529	25.425
8	1'42.195	29.202
39	1'46.531	30.300
19	1'41.433	41.698

Lap 16

7	1'40.707	
24	1'40.397	0.232
89	1'40.619	0.532
64	1'40.259	0.571
96	1'40.770	0.739
28	1'41.157	0.945
80	1'40.844	0.990
5	1'41.449	1.133
23	1'40.106	1.572
72	1'41.154	6.644
58	1'41.506	11.970
55	1'41.889	12.009
77	1'41.703	12.032
34	1'41.613	12.185
13	1'40.940	20.151
42	1'42.128	20.301
78	1'41.799	23.519
9	1'42.902	27.620
8	1'41.915	30.410
39	1'43.190	32.783
19	1'41.368	42.359

Lap 17

7	1'40.208	
24	1'40.133	0.157
80	1'39.419	0.201
96	1'39.758	0.289
64	1'40.072	0.435
5	1'39.557	0.482
89	1'40.354	0.678
28	1'40.206	0.943
23	1'40.042	1.406
72	1'41.186	7.622
58	1'41.493	13.255
77	1'41.486	13.310
55	1'41.518	13.319
34	1'41.536	13.513
13	1'41.236	21.179
42	1'42.581	22.674
78	1'41.657	24.968
9	1'42.371	29.783
8	1'42.559	32.761
39	1'46.835	39.410
19	1'41.310	43.461

Lapped rider

DORNA DATA PROCESSING ,TIMING SERVICE DORNA DATA PROCESSING TIMING SERVICE DORNA DATA PROCESSING TIMING SERVICE DORNA DATA PROCESSING TIMING SERVICE DORNA DATA PROCESSING TIMING SERVICE DORNA DATA PROCESSING TIMING SERVICE DORNA DATA PROCESSING TIMING SERVICE DORNA DATA PROCCEESSS

ed Bull Ring - Spielber

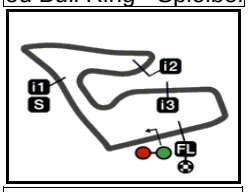

4318 m.

Results and timing service provided by TISSOT

RookiesCup

MICHELIN® GRAND PRIX OF STYRIA

After the **Race Nr. 1**

Event Best Maximum Speed

	Rider	Nation	Team	Motorcycle	Km/h	
80	**David ALONSO**	COL	Red Bull MotoGP Rookies Cup	KTM	**210.9**	Race Nr. 1
24	**Ivan ORTOLÁ**	SPA	Red Bull MotoGP Rookies Cup	KTM	**210.5**	Qualifying Practice
96	**Daniel HOLGADO**	SPA	Red Bull MotoGP Rookies Cup	KTM	**210.1**	Race Nr. 1
13	**Sho NISHIMURA**	JPN	Red Bull MotoGP Rookies Cup	KTM	**209.7**	Qualifying Practice
5	**Tatchakorn BUASRI**	THA	Red Bull MotoGP Rookies Cup	KTM	**209.3**	Qualifying Practice
72	**Taiyo FURUSATO**	JPN	Red Bull MotoGP Rookies Cup	KTM	**208.8**	Race Nr. 1
64	**David MUÑOZ**	SPA	Red Bull MotoGP Rookies Cup	KTM	**208.8**	Qualifying Practice
7	**Daniel MUÑOZ**	SPA	Red Bull MotoGP Rookies Cup	KTM	**208.0**	Race Nr. 1
89	**Marcos URIARTE**	SPA	Red Bull MotoGP Rookies Cup	KTM	**207.6**	Race Nr. 1
28	**Matteo BERTELLE**	ITA	Red Bull MotoGP Rookies Cup	KTM	**207.6**	Qualifying Practice
78	**Jakob ROSENTHALER**	AUT	Red Bull MotoGP Rookies Cup	KTM	**207.2**	Qualifying Practice
19	**Scott OGDEN**	GBR	Red Bull MotoGP Rookies Cup	KTM	**206.5**	Qualifying Practice
23	**Alex MILLAN**	SPA	Red Bull MotoGP Rookies Cup	KTM	**206.5**	Qualifying Practice
55	**Noah DETTWILER**	SWI	Red Bull MotoGP Rookies Cup	KTM	**206.5**	Qualifying Practice
77	**Filippo FARIOLI**	ITA	Red Bull MotoGP Rookies Cup	KTM	**206.5**	Qualifying Practice
8	**Eddie O'SHEA**	GBR	Red Bull MotoGP Rookies Cup	KTM	**206.5**	Race Nr. 1
42	**Soma GÖRBE**	HUN	Red Bull MotoGP Rookies Cup	KTM	**205.7**	Qualifying Practice
39	**Bartholomé PERRIN**	FRA	Red Bull MotoGP Rookies Cup	KTM	**205.7**	Race Nr. 1
58	**Luca LUNETTA**	ITA	Red Bull MotoGP Rookies Cup	KTM	**205.7**	Qualifying Practice
9	**Freddie HEINRICH**	GER	Red Bull MotoGP Rookies Cup	KTM	**204.1**	Free Practice Nr. 1
34	**Mario AJI**	INA	Red Bull MotoGP Rookies Cup	KTM	**203.3**	Free Practice Nr. 2
14	**Cormac BUCHANAN**	NZE	Red Bull MotoGP Rookies Cup	KTM	**203.3**	Qualifying Practice

DORNA DATA PROCESSING -TIMING SERVICE DORNA DATA PROCESSING TIMING SERVICE DORNA DATA PROCESSING TIMING SERVICE DORNA DATA PROCESSING TIMING SERVICE DORNA DATA PROCESSING TIMING SERVICE DORNA DATA PROCESSING TIMING SERVICE DORNA DATA PROCESSING TIMING SERVICE DORNA DATA PROCCEESSS

Spielberg, Saturday, August 07, 2021

ed Bull Ring - Spielber

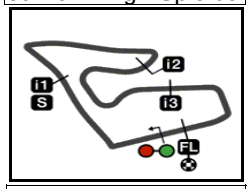

4318 m.

Results and timing service provided by TISSOT

After the **MICHELIN® GRAND PRIX OF STYRIA**

RookiesCup

2021 Riders Performance

(Qualifying Position - Starting Position - Race Position)

	Rider	*Points*	POR	POR	SPA	SPA	ITA	ITA	GER	GER	STY	*STY*	*AUT*	*AUT*	*ARA*	*ARA*					
1	**ALONSO David**	**141**	5	5	1	1	13	13	7	7	2										
			5-1	5-1	1-7	1-8	13-4	13-2	7-1	7-NC	1-3	-	-	-	-	-	-	-	-	-	-
2	**MUÑOZ David**	**132**	3	3	7	7	10	10	6	6	1										
			3-5	3-4	7-1	7-7	10-2	10-1	6-3	6-NC	22-4	-	-	-	-	-	-	-	-	-	-
3	**HOLGADO Daniel**	**114**	6	6	2	2	3	3	2	2	8										
			6-4	6-2	2-4	2-1	3-6	3-4	2-4	2-NC	7-9	-	-	-	-	-	-	-	-	-	-
4	**MOREIRA Diogo**	**104**	1	1	3	3	8	8	13	13											
			1-2	1-8	3-3	3-2	8-3	8-15	11-6	12-4	-	-	-	-	-	-	-	-	-	-	-
5	**ORTOLÁ Ivan**	**93**	9	9	6	6	2	2	8	8	11										
			9-6	9-6	6-2	6-NC	2-10	2-3	8-5	8-NC	10-2	-	-	-	-	-	-	-	-	-	-
6	**MUÑOZ Daniel**	**86**	13	13	12	12	9	9	9	9	7										
			13-8	13-12	12-6	12-6	9-7	9-17	9-NC	9-2	6-1	-	-	-	-	-	-	-	-	-	-
7	**BERTELLE Matteo**	**84**	8	8	11	11	6	6	1	1	3										
			8-NC	8-5	11-11	11-4	6-5	6-6	1-NC	1-1	2-7	-	-	-	-	-	-	-	-	-	-
8	**URIARTE Marcos**	**79**	4	4	8	8	1	1	5	5	4										
			4-3	4-9	8-5	8-NC	1-12	1-5	5-2	5-NC	3-6	-	-	-	-	-	-	-	-	-	-
9	**MILLAN Alex**	**60**	2	2	5	5	4	4	11	11	12										
			2-7	2-3	5-9	5-3	4-NL	4-12	-NS	-NS	11-8	-	-	-	-	-	-	-	-	-	-
10	**BUASRI Tatchakorn**	**57**	12	12	17	17	17	17	10	10	5										
			12-13	12-NC	17-13	17-13	17-9	16-8	10-10	10-3	4-5	-	-	-	-	-	-	-	-	-	-
11	**AJI Mario**	**47**	15	15	9	9	5	5	3	3	14										
			15-12	15-11	9-8	9-5	5-8	5-NC	3-NC	3-7	13-14	-	-	-	-	-	-	-	-	-	-
12	**VEIJER Collin**	**40**	7	7	10	10	7	7	14	14											
			7-10	7-7	10-10	10-NC	7-11	7-7	12-NC	13-11	-	-	-	-	-	-	-	-	-	-	-
13	**OGDEN Scott**	**34**	11	11	14	14	11	11	19	19	6										
			11-9	11-10	14-15	14-9	11-13	11-13	17-NC	18-9	5-21	-	-	-	-	-	-	-	-	-	-

NC=Not classified **NL=Not finished first lap** **NP=Not started race re-start** **N2=Not finished first lap race re-start** **EX=Excluded** **NS=Not Started** **DS=Disqualified**

DORNA DATA PROCESSING .TIMING SERVICE DORNA DATA PROCESSING TIMING SERVICE DORNA DATA PROCESSING TIMING SERVICE DORNA DATA PROCESSING TIMING SERVICE DORNA DATA PROCESSING TIMING SERVICE DORNA DATA PROCESSING TIMING SERVICE DORNA DATA PROCESSING TIMING SERVICE DORNA DATA PROCCEESSS

Spielberg, Saturday, August 07, 2021

	Rider	Points	POR	POR	SPA	SPA	ITA	ITA	GER	GER	STY	STY	AUT	AUT	ARA	ARA					
14	FURUSATO Taiyo	33					19	19	4	4	9										
			-	-	-	-	19-1	18-14	4-NC	4-NC	8-10	-	-	-	-	-	-	-	-	-	-
15	DETTWILER Noah	33	18	18	15	15	15	15	18	18	10										
			18-17	18-NC	15-12	15-10	15-14	-NS	15-9	17-5	9-13	-	-	-	-	-	-	-	-	-	-
16	LUNETTA Luca	31	22	22	18	18	12	12	16	16	16										
			22-16	21-NC	18-14	18-19	12-16	12-10	14-8	15-6	15-11	-	-	-	-	-	-	-	-	-	-
17	FARIOLI Filippo	31	14	14	4	4	14	14	26	26	13										
			14-11	14-18	4-16	4-NC	14-20	14-9	24-7	25-10	12-12	-	-	-	-	-	-	-	-	-	-
18	VOIGHT Harrison	19	10	10	16	16			22	22											
			10-19	10-13	16-17	16-12	-	-	20-12	21-8	-	-	-	-	-	-	-	-	-	-	-
19	NISHIMURA Sho	19	19	19	13	13	18	18	17	17	17										
			19-14	19-16	13-18	13-11	18-18	17-11	25-11	16-14	16-16	-	-	-	-	-	-	-	-	-	-
20	GÖRBE Soma	8	25	25	20	20	22	22	12	12	20										
			25-NC	24-21	20-NC	20-17	22-17	21-NC	16-13	11-12	19-15	-	-	-	-	-	-	-	-	-	-
21	ROSENTHALER Jakob	6	16	16	24	24	21	21	25	25	15										
			16-15	16-15	23-NC	24-14	21-19	20-19	23-15	24-15	14-17	-	-	-	-	-	-	-	-	-	-
22	O'SHEA Eddie	4	23	23	19	19	23	23	15	15	18										
			23-21	22-19	19-23	19-15	23-22	22-NL	13-NC	14-13	17-19	-	-	-	-	-	-	-	-	-	-
23	MIHAILA Demis	3	17	17	21	21	16	16	21	21											
			17-18	17-17	21-20	21-16	16-15	15-16	19-14	20-NC	-	-	-	-	-	-	-	-	-	-	-
24	HEINRICH Freddie	2	21	21	23	23	20	20	20	20	19										
			21-20	20-14	22-19	23-NC	20-NL	19-21	18-NC	19-NC	18-18	-	-	-	-	-	-	-	-	-	-
25	BUCHANAN Cormac	0	24	24	25	25	25	25	24	24	22										
			24-22	23-20	24-22	25-18	25-23	24-18	22-17	23-16	21-NC	-	-	-	-	-	-	-	-	-	-
26	PERRIN Bartholomé	0	26	26	22	22	24	24	23	23	21										
			26-NC	25-NC	25-21	22-20	24-21	23-20	21-16	22-17	20-20	-	-	-	-	-	-	-	-	-	-

NC=Not classified NL=Not finished first lap NP=Not started race re-start N2=Not finished first lap race re-start EX=Excluded NS=Not Started DS=Disqualified

DORNA DATA PROCESSING .TIMING SERVICE DORNA DATA PROCESSING TIMING SERVICE DORNA DATA PROCESSING TIMING SERVICE DORNA DATA PROCESSING TIMING SERVICE DORNA DATA PROCESSING TIMING SERVICE DORNA DATA PROCESSING TIMING SERVICE DORNA DATA PROCESSING TIMING SERVICE DORNA DATA PROCCEESSS

ed Bull Ring - Spielber

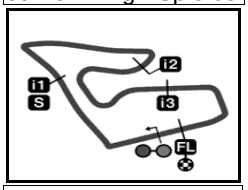

4318 m.

Results and timing service provided by TISSOT

RookiesCup

MICHELIN® GRAND PRIX OF STYRIA

Championship Classification

	Rider	Nation	Points	POR	POR	SPA	SPA	ITA	ITA	GER	GER	STY	STY	AUT	AUT	ARA	ARA
1	**ALONSO David**	COL	**141**	25	25	9	8	13	20	25	-	16					
2	**MUÑOZ David**	SPA	**132**	11	13	25	9	20	25	16	-	13					
3	**HOLGADO Daniel**	SPA	**114**	13	20	13	25	10	13	13	-	7					
4	**MOREIRA Diogo**	BRA	**104**	20	8	16	20	16	1	10	13	-					
5	**ORTOLÁ Ivan**	SPA	**93**	10	10	20	-	6	16	11	-	20					
6	**MUÑOZ Daniel**	SPA	**86**	8	4	10	10	9	0	-	20	25					
7	**BERTELLE Matteo**	ITA	**84**	-	11	5	13	11	10	-	25	9					
8	**URIARTE Marcos**	SPA	**79**	16	7	11	-	4	11	20	-	10					
9	**MILLAN Alex**	SPA	**60**	9	16	7	16	-	4	-	-	8					
10	**BUASRI Tatchakorn**	THA	**57**	3	-	3	3	7	8	6	16	11					
11	**AJI Mario**	INA	**47**	4	5	8	11	8	-	-	9	2					
12	**VEIJER Collin**	NED	**40**	6	9	6	-	5	9	-	5	-					
13	**OGDEN Scott**	GBR	**34**	7	6	1	7	3	3	-	7	0					
14	**FURUSATO Taiyo**	JPN	**33**	-	-	-	-	25	2	-	-	6					
15	**DETTWILER Noah**	SWI	**33**	0	-	4	6	2	-	7	11	3					
16	**LUNETTA Luca**	ITA	**31**	0	-	2	0	0	6	8	10	5					
17	**FARIOLI Filippo**	ITA	**31**	5	0	0	-	0	7	9	6	4					
18	**VOIGHT Harrison**	AUS	**19**	0	3	0	4	-	-	4	8	-					
19	**NISHIMURA Sho**	JPN	**19**	2	0	0	5	0	5	5	2	0					
20	**GÖRBE Soma**	HUN	**8**	-	0	-	0	0	-	3	4	1					
21	**ROSENTHALER Jakob**	AUT	**6**	1	1	-	2	0	0	1	1	0					
22	**O'SHEA Eddie**	GBR	**4**	0	0	0	1	0	-	-	3	0					
23	**MIHAILA Demis**	ITA	**3**	0	0	0	0	1	0	2	-	-					
24	**HEINRICH Freddie**	GER	**2**	0	2	0	-	-	0	-	-	0					
25	**BUCHANAN Cormac**	NZE	**0**	0	0	0	0	0	0	0	0	-					
26	**PERRIN Bartholomé**	FRA	**0**	-	-	0	0	0	0	0	0	0					

DORNA DATA PROCESSING ,TIMING SERVICE DORNA DATA PROCESSING TIMING SERVICE DORNA DATA PROCESSING TIMING SERVICE DORNA DATA PROCESSING TIMING SERVICE DORNA DATA PROCESSING TIMING SERVICE DORNA DATA PROCESSING TIMING SERVICE DORNA DATA PROCESSING TIMING SERVICE DORNA DATA PROCCEESSS

Spielberg, Saturday, August 07, 2021