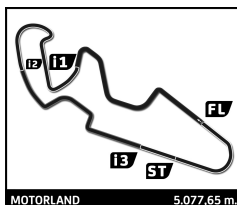




24 - 25 July

MOTORLAND ARAGÓN

FIM CEV REPSOL 2021



Moto3

FIM CEV Repsol MotorLand Aragón

Qualifying Practice 1

Classification

No	Rider	Nat	Team	Bike	Tires	Cl.	Time	Lap Total	Gap	Kph
1	95 JOSE ANTONIO RUEDA	ESP	TEAM ESTRELLA GALICIA 0,0	HONDA			1:57.836	12 14	-	155.1
2	13 MARCO TAPIA	ESP	LEOPARD IMPALA JUNIOR	HONDA			1:58.414	16 16	+0.578	154.3
3	96 DANIEL HOLGADO	ESP	ASPAR TEAM	GASGAS			1:58.427	11 11	+0.591	154.3
4	32 TAKUMA MATSUYAMA	JPN	ASIA TALENT TEAM	HONDA			1:58.465	14 14	+0.629	154.3
5	20 JOSÉ JULIÁN GARCÍA	ESP	SIC58 SQUADRA CORSE	HONDA			1:58.572	12 13	+0.736	154.1
6	84 ZONTA VAN DEN GOORBERG	NLD	TEAM SUPER B	HONDA			1:58.691	15 16	+0.855	154.0
7	64 DAVID MUÑOZ	ESP	AVATEL - CARDOSO RACING	KTM			1:58.818	13 14	+0.982	153.8
8	70 JOSHUA WHATLEY	GBR	TEAM MTA	KTM			1:58.873	13 14	+1.037	153.8
9	33 TATCHAKORN BUASRI	THA	HONDA RACING THAILAND	HONDA			1:59.005	10 10	+1.169	153.6
10	80 DAVID ALONSO	COL	ASPAR TEAM	GASGAS			1:59.044	12 14	+1.208	153.5
11	89 MARCOS URIARTE	ESP	LAGLISSE ACADEMY	HUSQVARNA			1:59.126	13 14	+1.290	153.4
12	38 DAVID SALVADOR	ESP	TM RACING FACTORY	TM RACING			1:59.128	10 12	+1.292	153.4
13	92 DIOGO MOREIRA	BRA	TEAM ESTRELLA GALICIA 0,0	HONDA			1:59.135	12 14	+1.299	153.4
14	57 SHO NISHIMURA	JPN	MT-FOUNDATION 77	KTM			1:59.177	12 13	+1.341	153.4
15	69 RAFFAELE FUSCO	ITA	TM RACING FACTORY	TM RACING			1:59.259	10 11	+1.423	153.3
16	55 NOAH DETTWILER	SWI	TEAM MTA	KTM			1:59.272	14 15	+1.436	153.2
17	63 SYARIFUDDIN AZMAN	MYS	SIC RACING	HONDA			1:59.303	5 14	+1.467	153.2
18	66 JOEL KELSO	AUS	AGR TEAM	KTM			1:59.303	13 13	+1.467	153.2
19	58 LUCA LUNETTA	ITA	AC RACING TEAM	HUSQVARNA			1:59.332	12 13	+1.496	153.2
20	16 MARIO SURYO AJI	INA	ASTRA HONDA RACING T	HONDA			1:59.524	11 13	+1.688	152.9
21	67 GERARD RIU	ESP	MT-FOUNDATION 77	KTM			1:59.650	12 14	+1.814	152.8
22	81 SENNA AGIUS	AUS	SIC58 SQUADRA CORSE	HONDA			1:59.665	13 14	+1.829	152.7
23	26 SCOTT JAMES OGDEN	GBR	ASPAR TEAM	GASGAS			1:59.691	10 12	+1.855	152.7
24	7 FILIPPO FARIOLI	ITA	LAGLISSE ACADEMY	HUSQVARNA			1:59.789	12 14	+1.953	152.6
25	77 MATTIA VOLPI	ITA	AGR TEAM	KTM			1:59.948	11 13	+2.112	152.4
26	9 COLLIN VEIJER	NLD	AC RACING TEAM	HUSQVARNA			2:00.403	14 15	+2.567	151.8
27	5 MARCOS RUDA	ESP	GAZZOLARACING	KTM			2:00.503	6 12	+2.667	151.7
28	31 EDWARD ANDREW O'SHEA	GBR	BRITISH TALENT TEAM	HONDA			2:00.829	13 14	+2.993	151.3
29	45 CLÉMENT ROUGÉ	FRA	LAGLISSE ACADEMY	HUSQVARNA			2:01.053	9 14	+3.217	151.0
30	19 ALESSANDRO MOROSI	ITA	LAGLISSE ACADEMY	HUSQVARNA			2:01.063	17 17	+3.227	151.0
31	23 DAVID REAL	ESP	CUNA DE CAMPEONES	KTM			2:01.216	4 6	+3.380	150.8
32	10 NICOLA FABIO CARRARO	ITA	TM RACING FACTORY	TM RACING			2:01.643	10 11	+3.807	150.3
33	17 DANIEL MUÑOZ	ESP	AVATEL - CARDOSO RACING	KTM			2:08.646	2 3	+10.810	142.1

■ Max. qual. time: 2:09.619

24	IVAN ORTOLÁ	ESP	TEAM MTA	KTM				2		
----	-------------	-----	----------	-----	--	--	--	---	--	--

Fastest Lap: Lap 12 | JOSE ANTONIO RUEDA | 1:57.836 | 155.1 Kph

RIDERS #7, #9, #10, #13, #19, #20, #57, #70, #80, #81, #92, #95 AND #96 SOME LAP TIMES DELETED DUE TO TRACK LIMITS

Published at:

Track Status: **DRY**

Race Director: 	Timekeeper: Alberto Estébanez 
---------------------------	--

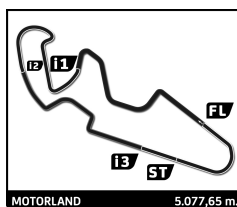




24 - 25 July

MOTORLAND ARAGÓN

FIM CEV REPSOL 2021



Moto3

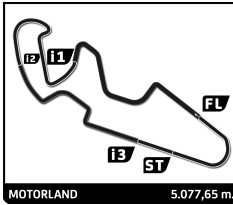
FIM CEV Repsol MotorLand Aragón

Qualifying Practice 1

Best Sector Times

Sector 1			Sector 2			Sector 3			Sector 4			Pos	No	Ideal Lap	Best Lap		
Pos	No	Rider	Time	No	Rider	Time	No	Rider	Time	No	Rider						Time
1	96	D.HOLGADO	33.014	95	J.RUEDA	32.765	95	J.RUEDA	21.852	80	D.ALONSO	29.921	1	95	1:57.836	1:57.836	(1)
2	95	J.RUEDA	33.115	32	T.MATSUYAMA	32.938	20	J.GARCÍA	21.865	32	T.MATSUYAMA	29.944	2	96	1:57.997	1:58.427	(3)
3	13	M.TAPIA	33.213	84	Z.VAN DEN GOORBERGH	32.985	96	D.HOLGADO	21.933	64	D.MUÑOZ	29.981	3	13	1:58.277	1:58.414	(2)
4	20	J.GARCÍA	33.274	96	D.HOLGADO	33.009	92	D.MOREIRA	21.953	13	M.TAPIA	30.022	4	32	1:58.389	1:58.465	(4)
5	33	T.BUASRI	33.292	13	M.TAPIA	33.030	16	M.AJI	21.984	70	J.WHATLEY	30.030	5	64	1:58.467	1:58.818	(7)
6	66	J.KELSO	33.311	64	D.MUÑOZ	33.033	13	M.TAPIA	22.012	58	L.LUNETTA	30.034	6	20	1:58.482	1:58.572	(5)
7	32	T.MATSUYAMA	33.364	66	J.KELSO	33.035	64	D.MUÑOZ	22.044	96	D.HOLGADO	30.041	7	84	1:58.691	1:58.691	(6)
8	70	J.WHATLEY	33.371	20	J.GARCÍA	33.077	84	Z.VAN DEN GOORBERGH	22.049	95	J.RUEDA	30.104	8	80	1:58.808	1:59.044	(10)
9	38	D.SALVADOR	33.376	69	R.FUSCO	33.138	38	D.SALVADOR	22.066	84	Z.VAN DEN GOORBERGH	30.127	9	66	1:58.817	1:59.303	(18)
10	92	D.MOREIRA	33.388	92	D.MOREIRA	33.139	66	J.KELSO	22.094	33	T.BUASRI	30.161	10	92	1:58.854	1:59.135	(13)
11	64	D.MUÑOZ	33.409	70	J.WHATLEY	33.182	69	R.FUSCO	22.100	57	S.NISHIMURA	30.163	11	70	1:58.873	1:58.873	(8)
12	16	M.AJI	33.425	55	N.DETTWILER	33.190	33	T.BUASRI	22.106	5	M.RUDA	30.219	12	33	1:59.005	1:59.005	(9)
13	89	M.URIARTE	33.427	63	S.AZMAN	33.191	89	M.URIARTE	22.114	89	M.URIARTE	30.260	13	38	1:59.032	1:59.128	(12)
14	80	D.ALONSO	33.427	58	L.LUNETTA	33.208	32	T.MATSUYAMA	22.143	20	J.GARCÍA	30.266	14	89	1:59.071	1:59.126	(11)
15	58	L.LUNETTA	33.523	80	D.ALONSO	33.252	55	N.DETTWILER	22.164	81	S.AGIUS	30.280	15	58	1:59.151	1:59.332	(19)
16	69	R.FUSCO	33.527	26	S.OGDEN	33.255	57	S.NISHIMURA	22.188	55	N.DETTWILER	30.302	16	69	1:59.161	1:59.259	(15)
17	84	Z.VAN DEN GOORBERGH	33.530	38	D.SALVADOR	33.259	80	D.ALONSO	22.208	38	D.SALVADOR	30.331	17	57	1:59.177	1:59.177	(14)
18	81	S.AGIUS	33.545	57	S.NISHIMURA	33.270	7	F.FARIOLI	22.210	63	S.AZMAN	30.333	18	55	1:59.272	1:59.272	(16)
19	57	S.NISHIMURA	33.556	89	M.URIARTE	33.270	67	G.RIU	22.210	77	M.VOLPI	30.334	19	63	1:59.303	1:59.303	(17)
20	63	S.AZMAN	33.563	77	M.VOLPI	33.318	63	S.AZMAN	22.216	92	D.MOREIRA	30.374	20	81	1:59.475	1:59.665	(22)
21	77	M.VOLPI	33.591	7	F.FARIOLI	33.342	81	S.AGIUS	22.230	66	J.KELSO	30.377	21	77	1:59.501	1:59.948	(25)
22	67	G.RIU	33.607	81	S.AGIUS	33.420	77	M.VOLPI	22.258	26	S.OGDEN	30.384	22	16	1:59.524	1:59.524	(20)
23	55	N.DETTWILER	33.616	67	G.RIU	33.438	26	S.OGDEN	22.274	67	G.RIU	30.384	23	26	1:59.557	1:59.691	(23)
24	26	S.OGDEN	33.644	33	T.BUASRI	33.446	70	J.WHATLEY	22.290	69	R.FUSCO	30.396	24	67	1:59.639	1:59.650	(21)
25	9	C.VEIJER	33.731	16	M.AJI	33.462	23	D.REAL	22.381	7	F.FARIOLI	30.440	25	7	1:59.787	1:59.789	(24)
26	7	F.FARIOLI	33.795	23	D.REAL	33.531	58	L.LUNETTA	22.386	31	E.O'SHEA	30.524	26	5	1:59.996	2:00.503	(27)
27	5	M.RUDA	33.826	5	M.RUDA	33.559	5	M.RUDA	22.392	9	C.VEIJER	30.530	27	9	2:00.397	2:00.403	(26)
28	31	E.O'SHEA	33.921	31	E.O'SHEA	33.595	10	N.CARRARO	22.407	45	C.ROUGÉ	30.608	28	31	2:00.513	2:00.829	(28)
29	45	C.ROUGÉ	33.946	9	C.VEIJER	33.639	31	E.O'SHEA	22.473	16	M.AJI	30.653	29	45	2:00.728	2:01.053	(29)
30	19	A.MOROSI	33.990	45	C.ROUGÉ	33.648	19	A.MOROSI	22.484	19	A.MOROSI	30.791	30	19	2:00.975	2:01.063	(30)
31	10	N.CARRARO	34.154	19	A.MOROSI	33.710	9	C.VEIJER	22.497	23	D.REAL	30.925	31	23	2:01.065	2:01.216	(31)
32	23	D.REAL	34.228	10	N.CARRARO	33.889	45	C.ROUGÉ	22.526	10	N.CARRARO	30.943	32	10	2:01.393	2:01.643	(32)
33	24	I.ORTOLÁ	34.322	24	I.ORTOLÁ	34.253	24	I.ORTOLÁ	22.689	17	D.MUÑOZ	32.370	33	24	2:03.698		
34	17	D.MUÑOZ	35.604	17	D.MUÑOZ	35.060	17	D.MUÑOZ	24.141	24	I.ORTOLÁ	32.434	34	17	2:07.175	2:08.646	(33)





Moto3

FIM CEV Repsol MotorLand Aragón

Qualifying Practice 1

Best Top Speed

No Rider	Team	Class	Top 1		Top 2		Top 3		Top 4		Top 5	
			Kph	Lap	Kph	Lap	Kph	Lap	Kph	Lap	Kph	Lap
32 TAKUMA MATSUYAMA	ASIA TALENT TEAM		238.4	14	233.8	13	229.3	11	228.8	9	228.8	8 231,8
70 JOSHUA WHATLEY	TEAM MTA		237.9	13	231.3	14	230.8	5	229.3	3	228.8	6 231,6
13 MARCO TAPIA	LEOPARD IMPALA JUNIOR		237.4	16	233.3	15	233.3	14	231.3	11	229.8	10 233,0
19 ALESSANDRO MOROSI	LAGLISSE ACADEMY		237.4	17	229.8	7	229.3	15	228.8	8	228.3	3 230,7
64 DAVID MUÑOZ	AVATEL - CARDOSO RACING		237.4	13	235.8	12	230.8	14	229.3	9	225.9	6 231,8
5 MARCOS RUDA	GAZZOLARACING		236.3	10	235.8	11	233.8	6	231.8	4	230.8	12 233,7
55 NOAH DETTWILER	TEAM MTA		236.3	15	233.3	4	231.8	14	230.8	3	229.8	13 232,4
80 DAVID ALONSO	ASPAR TEAM		236.3	12	234.8	13	233.8	3	232.3	4	229.3	9 233,3
58 LUCA LUNETTA	AC RACING TEAM		235.8	12	234.8	9	232.8	13	232.8	11	231.8	6 233,6
7 FILIPPO FARIOLI	LAGLISSE ACADEMY		235.3	14	228.3	12	227.4	11	225.0	6	224.5	5 228,1
84 ZONTA VAN DEN GOORBETEA	M SUPER B		235.3	10	233.8	14	230.3	15	229.3	4	228.8	7 231,5
9 COLLIN VEIJER	AC RACING TEAM		234.8	15	231.8	14	231.8	6	231.3	3	230.8	7 232,1
26 SCOTT JAMES OGDEN	ASPAR TEAM		234.8	12	229.8	11	229.8	10	229.8	9	227.8	3 230,4
89 MARCOS URIARTE	LAGLISSE ACADEMY		234.8	8	233.8	13	233.8	12	232.8	9	230.3	3 233,1
33 TATCHAKORN BUASRI	HONDA RACING THAILAND		233.8	10	233.3	9	232.3	8	229.3	3	227.4	4 231,2
57 SHO NISHIMURA	MT-FOUNDATION 77		233.8	11	232.8	12	231.8	13	230.8	4	228.8	7 231,6
20 JOSÉ JULIÁN GARCÍA	SIC58 SQUADRA CORSE		233.3	12	230.3	11	230.3	3	228.8	5	227.4	9 230,0
96 DANIEL HOLGADO	ASPAR TEAM		233.3	9	232.3	11	230.3	10	230.3	2	227.8	8 230,8
38 DAVID SALVADOR	TM RACING FACTORY		232.3	11	230.3	9	229.8	12	229.8	10	229.8	2 230,4
95 JOSE ANTONIO RUEDA	TEAM ESTRELLA GALICIA 0,0		232.3	8	232.3	11	229.3	12	228.3	3	225.9	5 229,6
31 EDWARD ANDREW O'SHEA	BRITISH TALENT TEAM		231.8	12	231.8	7	230.3	8	229.8	14	229.8	13 230,7
77 MATTIA VOLPI	AGR TEAM		231.8	8	231.3	11	228.8	12	226.4	2	225.9	7 228,8
69 RAFFAELE FUSCO	TM RACING FACTORY		231.3	9	230.8	10	230.8	6	230.3	2	226.9	8 230,0
45 CLÉMENT ROUGÉ	LAGLISSE ACADEMY		230.8	7	229.8	6	228.8	9	224.1	8	223.1	1 227,3
81 SENNA AGIUS	SIC58 SQUADRA CORSE		230.8	14	229.8	13	229.3	7	226.9	10	226.9	4 228,7
66 JOEL KELSO	AGR TEAM		230.3	7	228.3	12	227.8	2	227.4	11	226.9	6 228,1
92 DIOGO MOREIRA	TEAM ESTRELLA GALICIA 0,0		230.3	3	226.9	13	226.9	5	226.4	1	225.9	14 227,3
63 SYARIFUDDIN AZMAN	SIC RACING		229.8	5	226.4	8	226.4	4	225.9	9	225.5	14 226,8
67 GERARD RIU	MT-FOUNDATION 77		228.8	5	227.4	9	227.4	2	226.9	12	226.9	7 227,5
10 NICOLA FABIO CARRARO	TM RACING FACTORY		226.9	6	225.9	10	225.9	5	224.5	3	222.7	11 225,2
23 DAVID REAL	CUNA DE CAMPEONES		226.9	4	225.5	3	225.5	5	223.6	2	221.3	6 224,6
16 MARIO SURYO AJI	ASTRA HONDA RACING T		225.9	4	225.5	12	225.5	6	225.0	11	223.6	7 225,1
24 IVAN ORTOLÁ	TEAM MTA		218.2	1	183.1	2						200,7
17 DANIEL MUÑOZ	AVATEL - CARDOSO RACING		216.9	3	215.6	2	213.4	1				215,3

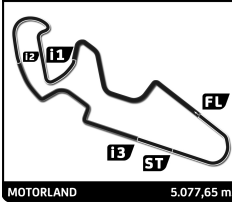




24 - 25 July

MOTORLAND ARAGÓN

FIM CEV REPSOL 2021



Moto3

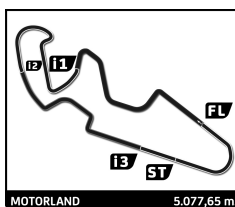
FIM CEV Repsol MotorLand Aragón

Qualifying Practice 1

Fastest Lap Sequence

Elapsed	No Rider	Team	Bike	Class	Time	Kph	Lap
5:02.808	17 DANIEL MUÑOZ	AVATEL - CARDOSO RACING	KTM		2:08.646	142.1	2
5:37.772	64 DAVID MUÑOZ	AVATEL - CARDOSO RACING	KTM		2:01.863	150.0	2
6:06.983	84 ZONTA VAN DEN GOORBERGH	TEAM SUPER B	HONDA		2:00.897	151.2	2
7:39.718	81 SENNA AGIUS	SIC58 SQUADRA CORSE	HONDA		2:00.759	151.4	3
8:14.309	92 DIOGO MOREIRA	TEAM ESTRELLA GALICIA 0,0	HONDA		1:59.610	152.8	3
8:21.974	66 JOEL KELSO	AGR TEAM	KTM		1:59.586	152.8	2
10:10.203	95 JOSE ANTONIO RUEDA	TEAM ESTRELLA GALICIA 0,0	HONDA		1:59.174	153.4	3
14:08.950	95 JOSE ANTONIO RUEDA	TEAM ESTRELLA GALICIA 0,0	HONDA		1:59.085	153.5	5
24:42.678	95 JOSE ANTONIO RUEDA	TEAM ESTRELLA GALICIA 0,0	HONDA		1:58.705	154.0	8
34:43.754	95 JOSE ANTONIO RUEDA	TEAM ESTRELLA GALICIA 0,0	HONDA		1:58.210	154.6	11
36:41.590	95 JOSE ANTONIO RUEDA	TEAM ESTRELLA GALICIA 0,0	HONDA		1:57.836	155.1	12





Moto3

FIM CEV Repsol MotorLand Aragón

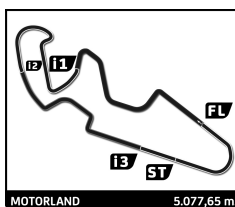
Qualifying Practice 1

Sector Analysis

___ Invalidated Lap ■ Personal Best ■ Session Best B Crossing the pit lane

Lap	Time	Sector 1	Sector 2	Sector 3	Sector 4	T.Sp	Lap	Time	Sector 1	Sector 2	Sector 3	Sector 4	T.Sp	
5	MARCOS RUDA ESP						KTM	5	2:01.881	34.349	34.182	22.407	30.943	225.9
	GAZZOLARACING	6	2:07.078 B	34.154	34.146	22.596		36.182	226.9					
	1	3:12.880	1:41.909	36.541	23.350	31.080		225.0						
	2	2:17.964 B	34.775	35.386	23.502	44.301		131.4						
	3	2:18.243	50.713	34.173	22.740	30.617		226.9						
	4	2:01.060	34.095	33.819	22.486	30.660		231.8						
	5	2:05.296	34.232	33.724	22.519	34.821		173.6						
	6	2:00.503	34.084	33.606	22.392	30.421		233.8						
	7	2:00.794	34.058	33.576	22.555	30.605		230.3						
	8	2:11.382 B	37.296	34.464	23.312	36.310		228.3						
	9	16:39.373	...	35.996	27.011	31.357		229.8						
	10	2:01.229	34.092	34.261	22.608	30.268		236.3						
	11	2:00.871	33.981	33.786	22.885	30.219		235.8						
12	2:00.848	33.826	33.559	22.800	30.663	230.8								
7	FILIPPO FARIOLI ITA						HUSQVARNA	1	2:54.181	1:21.176	35.838	24.588	32.579	213.0
	LAGLISSE ACADEMY	2	2:10.434 B	35.063	34.999	23.192		37.180	219.1					
	3	2:27.444	52.052	38.684	23.454	33.254		210.9						
	4	2:19.918	34.180	34.232	23.721	47.785		208.9						
	5	2:01.569	34.162	33.588	22.856	30.963		224.5						
	6	2:01.995	34.255	33.824	22.552	31.364		225.0						
	7	2:01.326	33.810	33.726	22.412	31.378		222.7						
	8	2:10.771 B	34.881	34.305	24.824	36.761		223.6						
	9	8:42.912 B	7:04.993	35.754	23.089	39.076		212.6						
	10	2:29.924 B	54.241	34.927	23.422	37.334		211.4						
	11	5:10.225	3:41.402	35.644	22.412	30.767		227.4						
	12	1:59.789	33.795	33.344	22.210	30.440		228.3						
	13	2:15.420	34.187	34.597	22.904	43.732		221.8						
	14	2:00.146	33.807	33.342	22.392	30.605		235.3						
9	COLLIN VEIJER NLD						HUSQVARNA	1	4:10.631	2:30.550	39.098	26.688	34.295	179.7
	AC RACING TEAM	2	2:12.233	35.463	35.721	24.907		36.142	173.1					
	3	2:01.784	34.213	33.860	22.586	31.125		231.3						
	4	2:13.212 B	33.920	33.954	23.470	41.868		198.2						
	5	3:18.974	1:39.176	36.292	24.345	39.161		166.4						
	6	2:01.660	34.026	33.738	23.012	30.884		231.8						
	7	2:08.135 B	33.848	33.906	23.209	37.172		230.8						
	8	6:37.011	5:06.587	34.645	22.943	32.836		212.6						
	9	2:07.267 B	33.839	34.444	22.681	36.303		229.3						
	10	2:31.558 B	55.751	36.134	23.001	36.672		228.8						
	11	3:31.417	1:46.780	40.121	22.989	41.527		134.2						
	12	2:12.614	34.851	34.184	23.706	39.873		124.9						
	13	2:04.131	34.503	34.882	23.384	31.362		223.6						
	14	2:00.403	33.731	33.639	22.497	30.536		231.8						
	15	2:00.834	33.744	33.776	22.784	30.530		234.8						
	13	MARCO TAPIA ESP						HONDA	1	3:13.559	1:40.962	37.637	23.657	31.303
LEOPARD IMPALA JUNIOR		2	2:16.638 B	34.709	37.089	24.338	40.502		203.8					
3		2:18.272	50.300	34.703	22.597	30.672	225.9							
4		2:02.417	34.091	33.864	22.343	32.119	204.9							
5		2:03.832	33.677	33.580	24.901	31.674	211.8							
6		2:00.543	33.782	33.526	22.326	30.909	228.3							
7		2:03.994	33.708	33.458	24.660	32.168	227.8							
8		2:06.972 B	33.630	33.580	22.366	37.396	228.8							
9		4:05.563	2:39.002	33.649	22.409	30.503	228.8							
10		1:59.736	33.648	33.380	22.258	30.450	229.8							
11		1:59.478	33.667	33.294	22.110	30.407	231.3							
12		2:07.543 B	34.296	33.794	22.542	36.911	225.5							
13		6:28.600	4:54.329	35.646	26.559	32.066	218.2							
14		1:58.682	33.557	33.079	22.012	30.034	233.3							
15		2:03.446	35.249	35.438	22.546	30.213	233.3							
16		1:58.414	33.213	33.030	22.149	30.022	237.4							
16	MARIO SURYO AJI INA						HONDA	1	6:21.871	4:39.754	42.421	24.315	35.381	180.6
	ASTRA HONDA RACING T	2	2:02.121	34.034	33.772	22.254		32.061	210.5					
	3	2:10.161	33.730	34.235	25.139	37.057		152.5						
	4	2:00.680	33.991	33.733	22.164	30.792		225.9						
	5	2:11.479 B	34.818	34.580	23.375	38.706		203.8						
	6	5:16.271	3:47.991	34.129	23.322	30.829		225.5						
	7	2:00.720	34.002	33.756	22.102	30.860		223.6						
	8	2:08.536 B	34.027	34.534	22.775	37.200		223.6						
	9	8:41.907	6:56.953	40.144	23.044	41.766		98.5						
	10	2:15.426	34.374	34.262	25.472	41.318		98.8						
	11	1:59.524	33.425	33.462	21.984	30.653		225.0						
	12	2:01.407	33.621	34.378	22.598	30.810		225.5						
	13	2:02.991	34.239	34.179	23.102	31.471		213.9						
17	DANIEL MUÑOZ ESP						KTM	1	2:54.162	1:20.486	36.195	24.621	32.860	213.4
	AVATEL - CARDOSO RACING	2	2:08.646	35.993	35.816	24.467		32.370	215.6					
	3	2:13.017 B	35.604	35.060	24.141	38.212		216.9						
19	ALESSANDRO MOROSI ITA						HUSQVARNA	1	2:54.262	1:20.798	36.243	24.688	32.533	215.1
	LAGLISSE ACADEMY	2	2:14.337 B	35.227	36.758	24.535		37.817	215.6					
	3	2:24.161	51.450	38.254	23.234	31.223		228.3						
	4	2:07.285	34.344	33.993	23.238	35.710		224.5						
	5	2:07.995	36.070	35.645	23.853	32.427		210.9						
	6	2:06.249	34.418	34.069	22.690	35.072		223.1						





Moto3

FIM CEV Repsol MotorLand Aragón


Qualifying Practice 1

Sector Analysis

Invalidated Lap Personal Best Session Best Crossing the pit lane

Lap	Time	Sector 1	Sector 2	Sector 3	Sector 4	T.Spd	Lap	Time	Sector 1	Sector 2	Sector 3	Sector 4	T.Spd		
7	2:04.101	36.112	33.817	22.911	31.261	229.8	31 EDWARD ANDREW O'SHEA BRITISH TALENT TEAM HONDA	1	6:11.276	4:40.672	35.031	23.385	32.188	224.5	
8	2:02.329	34.365	34.019	22.936	31.009	228.8		2	2:08.828	38.283	35.603	23.388	31.554	227.4	
9	2:05.155	34.834	35.100	23.959	31.262	225.9		3	2:04.219	34.847	34.379	23.219	31.774	225.0	
10	2:11.220 B	34.312	34.090	22.776	40.042	225.9		4	2:13.656 B	36.656	35.560	23.640	37.800	220.9	
11	6:19.184	4:50.228	34.845	22.866	31.245	224.5		5	7:30.488	5:59.079	34.869	25.588	30.952	229.3	
12	2:01.802	34.205	33.956	22.485	31.156	225.9		6	2:02.125	34.261	33.949	22.762	31.153	229.3	
13	2:14.957	35.429	36.090	23.025	40.413	132.5		7	2:01.232	34.393	33.665	22.650	30.524	231.8	
14	<u>2:14.969</u>	35.176	34.918	23.987	40.888	132.4		8	2:00.948	33.924	33.595	22.582	30.850	230.3	
15	2:02.723	34.299	34.796	22.704	30.924	229.3		9	2:11.484 B	36.107	34.867	23.484	37.026	226.4	
16	<u>2:01.109</u>	33.990	33.771	22.484	30.864	227.8		10	4:27.899	2:55.355	34.100	22.928	35.516	154.5	
17	2:01.063	34.038	33.710	22.524	30.791	237.4		11	2:04.423	34.733	33.932	22.837	32.921	220.9	
20 JOSÉ JULIÁN GARCÍA ESP SIC58 SQUADRA CORSE HONDA	1	5:43.746	3:49.655	34.418	24.233	55.440		68.3	12	2:13.186	39.480	39.597	23.384	30.725	231.8
2	2:07.081	35.400	35.723	24.771	31.187	227.4		13	2:00.829	33.995	33.701	22.473	30.660	229.8	
3	1:59.818	33.624	33.454	22.117	30.623	230.3		14	2:07.414	34.273	33.783	28.427	30.931	229.8	
4	2:04.719	35.468	34.778	22.897	31.576	225.5	32 TAKUMA MATSUYAMA ASIA TALENT TEAM HONDA	1	6:20.891	4:39.876	40.879	24.774	35.362	179.7	
5	1:59.884	33.465	33.462	22.299	30.658	228.8		2	2:02.862	34.153	33.663	22.429	32.617	213.4	
6	2:09.308 B	34.029	34.222	22.902	38.155	213.4		3	2:11.594	33.870	35.160	25.168	37.396	159.5	
7	8:17.472	6:50.316	33.886	22.438	30.832	225.9		4	2:01.838	33.718	33.719	22.143	32.258	198.2	
8	2:00.307	33.609	33.625	22.210	30.863	226.9		5	2:06.121 B	33.761	33.446	22.676	36.238	226.9	
9	2:06.896 B	33.775	33.724	22.220	37.177	227.4		6	5:23.974	3:53.540	34.906	24.711	30.817	226.9	
10	6:14.490	4:42.533	35.898	23.198	32.861	198.9		7	2:01.811	33.670	33.281	22.595	32.265	219.5	
11	1:58.767	33.326	33.100	22.075	30.266	230.3		8	1:59.877	33.684	33.448	22.205	30.540	228.8	
12	1:58.572	33.274	33.077	21.865	30.356	233.3		9	2:08.539 B	34.569	34.864	22.895	36.211	228.8	
13	<u>2:03.850</u>	34.128	34.071	23.290	32.361	200.4		10	6:27.417	4:51.437	39.649	22.858	33.473	198.2	
23 DAVID REAL ESP CUNA DE CAMPEONES KTM	1	4:06.052	2:27.245	36.598	28.436	33.773		220.0	11	1:59.742	33.422	33.260	22.397	30.663	229.3
2	2:04.967	35.122	34.584	23.086	32.175	223.6		12	2:05.344	34.184	35.078	23.472	32.610	198.9	
3	2:02.605	34.766	34.140	22.645	31.054	225.5		13	1:59.040	33.378	33.178	22.199	30.285	233.8	
4	2:01.216	34.379	33.531	22.381	30.925	226.9	14	1:58.465	33.364	32.938	22.219	29.944	238.4		
5	2:06.943 B	34.228	33.709	22.609	36.397	225.5	33 TATCHAKORN BUASRI HONDA RACING THAILAND HONDA	1	7:06.913 B	4:55.130	51.098	32.000	48.685	123.9	
6	5:38.657	4:04.747	36.274	24.822	32.814	221.3		2	5:34.363	4:05.587	34.915	23.067	30.794	227.4	
24 IVAN ORTOLÁ ESP TEAM MTA KTM	1	4:09.396	2:29.685	39.665	27.612	32.434		218.2	3	2:00.561	33.934	33.592	22.453	30.582	229.3
2	2:11.064 B	34.322	34.253	22.689	39.800	183.1		4	2:00.604	33.900	33.639	22.325	30.740	227.4	
26 SCOTT JAMES OGDEN GBR ASPAR TEAM GASGAS	1	7:11.705	5:43.013	34.455	22.833	31.404		226.9	5	2:07.915 B	34.718	33.959	22.786	36.452	226.9
2	2:01.095	34.238	33.654	22.381	30.822	226.4		6	13:53.869	...	35.788	25.124	34.148	197.1	
3	2:00.491	34.036	33.378	22.448	30.629	227.8		7	2:03.670	33.651	33.775	22.929	33.315	193.9	
4	2:13.385 B	35.638	35.849	23.289	38.609	222.7		8	2:00.598	33.774	34.045	22.457	30.322	232.3	
5	6:01.260	4:32.109	34.359	23.019	31.773	222.2		9	2:00.035	33.528	33.901	22.342	30.264	233.3	
6	2:01.564	34.281	33.721	22.527	31.035	223.6		10	1:59.005	33.292	33.446	22.106	30.161	233.8	
7	2:08.027 B	34.370	33.871	22.665	37.121	222.2		38 DAVID SALVADOR TM RACING FACTORY TM RACING	1	5:30.294	3:45.816	37.332	24.936	42.210	147.7
8	9:08.487	7:25.489	35.522	24.394	43.082	157.2	2		2:01.108	34.201	33.717	22.384	30.806	229.8	
9	2:00.055	33.757	33.366	22.358	30.574	229.8	3		2:11.633 B	33.896	34.704	24.031	39.002	210.1	
10	1:59.691	33.685	33.255	22.367	30.384	229.8	4		4:36.652	3:09.219	34.011	22.652	30.770	227.4	
11	1:59.966	33.704	33.598	22.274	30.390	229.8	5		2:00.586	33.862	33.555	22.310	30.859	225.9	
12	2:00.138	33.644	33.405	22.547	30.542	234.8	6		2:00.716	33.859	33.721	22.254	30.882	224.5	
							7		2:06.715 B	33.846	33.724	22.458	36.687	220.9	





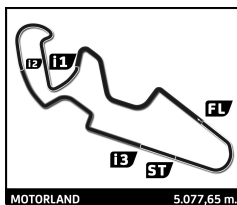
Moto3

FIM CEV Repsol MotorLand Aragón

Qualifying Practice 1

Sector Analysis

							<small>—</small> Invalidated Lap ■ Personal Best ■ Session Best B Crossing the pit lane						
Lap	Time	Sector 1	Sector 2	Sector 3	Sector 4	T.Sp	Lap	Time	Sector 1	Sector 2	Sector 3	Sector 4	T.Sp
8	12:13.106	...	35.739	24.214	38.321	164.4							
9	2:03.506	33.825	34.477	24.377	30.827	230.3							
10	1:59.128	33.376	33.259	22.066	30.427	229.8							
11	1:59.241	33.396	33.282	22.232	30.331	232.3							
12	2:02.241	33.754	34.207	23.252	31.028	229.8							
45	CLÉMENT ROUGÉ	FRA											
	LAGLISSE ACADEMY				HUSQVARNA								
1	2:54.744	1:22.183	35.582	24.526	32.453	223.1							
2	2:14.210 B	34.927	36.726	24.206	38.351	211.8							
3	2:22.802	50.561	35.597	23.482	33.162	202.2							
4	2:07.397	34.255	34.355	24.333	34.454	191.8							
5	2:13.834 B	35.973	35.970	23.871	38.020	216.9							
6	4:06.678	2:34.240	35.158	25.966	31.314	229.8							
7	2:01.222	34.055	33.717	22.752	30.698	230.8							
8	2:01.645	34.062	33.836	22.602	31.145	224.1							
9	2:01.053	34.271	33.648	22.526	30.608	228.8							
10	2:07.973 B	34.021	34.013	22.754	37.185	215.1							
11	8:55.258 B	7:03.462	39.657	31.627	40.512	179.7							
12	2:52.857 B	1:12.260	34.971	24.285	41.341	158.6							
13	2:41.784	1:12.164	35.003	22.920	31.697	216.9							
14	2:02.699	33.946	34.203	23.268	31.282	220.4							
55	NOAH DETTWILER	SWI											
	TEAM MTA				KTM								
1	4:09.335	2:30.079	38.966	26.619	33.671	192.5							
2	2:04.130	34.852	34.016	22.741	32.521	201.1							
3	2:00.914	34.039	33.829	22.444	30.602	230.8							
4	2:00.356	33.846	33.457	22.571	30.482	233.3							
5	2:06.540 B	34.504	33.757	22.624	35.655	225.0							
6	7:49.437	6:21.551	34.303	22.687	30.896	226.4							
7	2:00.179	33.852	33.636	22.286	30.405	229.8							
8	1:59.958	33.785	33.578	22.227	30.368	229.3							
9	1:59.836	33.807	33.291	22.261	30.477	229.8							
10	2:06.336 B	34.693	34.011	22.482	35.150	219.5							
11	4:34.183	3:02.152	33.747	22.512	35.772	139.9							
12	2:00.500	33.764	33.579	22.444	30.713	228.8							
13	1:59.860	33.832	33.410	22.304	30.314	229.8							
14	1:59.272	33.616	33.190	22.164	30.302	231.8							
15	1:59.509	33.620	33.338	22.181	30.370	236.3							
57	SHO NISHIMURA	JPN											
	MT-FOUNDATION 77				KTM								
1	5:50.145 B	3:47.569	35.808	24.436	1:02.332	80.3							
2	2:24.579	52.710	35.396	23.329	33.144	205.7							
3	2:01.184	34.210	33.758	22.551	30.665	228.3							
4	2:01.114	34.086	33.820	22.487	30.721	230.8							
5	2:01.703	34.287	33.795	22.595	31.026	225.0							
6	2:12.732 B	37.037	35.064	23.484	37.147	219.5							
7	7:34.791	6:06.716	34.598	22.814	30.663	228.8							
8	2:01.626	34.054	33.940	22.648	30.984	225.0							
9	2:10.546	35.040	35.107	23.448	36.951	215.6							
10	6:25.867	4:54.009	35.974	24.077	31.807	212.6							
11	2:00.234	33.712	33.472	22.617	30.433	233.8							
12	1:59.177	33.556	33.270	22.188	30.163	232.8							
13	2:02.081	34.370	34.613	22.480	30.618	231.8							
58	LUCA LUNETTA	ITA											
	AC RACING TEAM				HUSQVARNA								
1	6:22.468	4:46.079	36.006	24.758	35.625	174.2							
2	2:01.936	34.122	33										



Moto3

FIM CEV Repsol MotorLand Aragón

Qualifying Practice 1

Sector Analysis

— Invalidated Lap

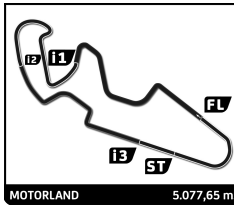
■ Personal Best

■ Session Best

B Crossing the pit lane

Lap	Time	Sector 1	Sector 2	Sector 3	Sector 4	T.Spd	Lap	Time	Sector 1	Sector 2	Sector 3	Sector 4	T.Spd	
5	5:18.706	3:50.673	34.372	22.790	30.871	224.5								
6	2:00.216	33.798	33.536	22.445	30.437	226.9								
7	2:00.380	33.824	33.326	22.775	30.455	230.3								
8	2:14.604 B	39.713	34.339	23.054	37.498	216.0								
9	8:32.435	6:51.071	37.068	22.737	41.559	96.5								
10	2:13.670	33.743	34.408	23.192	42.327	99.4								
11	2:04.581	35.237	34.974	23.670	30.700	227.4								
12	1:59.328	33.391	33.231	22.273	30.433	228.3								
13	1:59.303	33.311	33.035	22.298	30.659	224.5								
67 GERARD RIU ESP														
MT-FOUNDATION 77													KTM	
1	5:43.545	3:46.210	37.593	25.071	54.671	63.1								
2	2:07.487	34.885	34.727	26.743	31.132	227.4								
3	2:00.507	33.832	33.596	22.407	30.672	225.0								
4	2:04.006	34.043	33.744	22.748	33.471	198.5								
5	2:00.176	33.843	33.483	22.311	30.539	228.8								
6	2:08.342 B	34.102	33.753	23.122	37.365	223.6								
7	6:05.352	4:34.643	37.092	22.528	31.089	226.9								
8	2:00.423	33.867	33.598	22.319	30.639	226.4								
9	2:08.883 B	33.994	33.946	25.009	35.934	227.4								
10	6:35.434	4:50.366	39.956	23.102	42.010	118.3								
11	2:15.378	34.137	34.338	25.513	41.390	124.9								
12	1:59.650	33.618	33.438	22.210	30.384	226.9								
13	2:01.498	33.607	33.571	22.363	31.957	201.1								
14	2:01.267	33.764	33.936	22.729	30.838	226.4								
69 RAFFAELE FUSCO ITA														
TM RACING FACTORY													TM RACING	
1	5:30.945	3:45.910	37.688	24.371	42.976	136.2								
2	2:01.009	34.075	33.709	22.508	30.717	230.3								
3	2:08.058 B	33.941	34.339	23.052	36.726	220.4								
4	4:15.653	2:38.302	39.511	22.960	34.880	188.2								
5	2:00.930	33.922	33.652	22.454	30.902	225.9								
6	2:08.472 B	34.584	35.157	22.696	36.035	230.8								
7	14:36.182	...	34.950	28.337	39.477	160.0								
8	2:01.400	33.608	33.744	22.813	31.235	226.9								
9	1:59.570	33.527	33.338	22.261	30.444	231.3								
10	1:59.259	33.625	33.138	22.100	30.396	230.8								
11	2:02.798	33.847	34.046	23.326	31.579	205.7								
70 JOSHUA WHATLEY GBR														
TEAM MTA													KTM	
1	4:10.631	2:29.925	39.060	25.781	35.865	176.2								
2	2:11.948	35.671	35.136	24.697	36.444	174.8								
3	2:01.278	34.178	33.561	22.401	31.138	229.3								
4	2:11.924	33.932	33.582	22.860	41.550	129.3								
5	2:00.497	34.006	33.570	22.375	30.546	230.8								
6	2:07.504 B	34.025	35.463	22.512	35.504	228.8								
7	7:46.775	6:08.337	41.760	23.495	33.183	215.6								
8	2:01.109	34.052	33.769	22.430	30.858	227.8								
9	2:00.847	34.010	33.758	22.313	30.766	227.4								
10	2:00.860	33.861	33.784	22.367	30.848	227.8								
11	2:08.554 B	34.274	34.461	23.069	36.750	207.7								
12	6:02.955	4:19.508	41.611	23.257	38.579	164.4								
13	1:58.873	33.371	33.182	22.290	30.030	237.9								
14	2:00.345	33.373	33.484	22.868	30.620	231.3								
77 MATTIA VOLPI ITA														
AGR TEAM													KTM	
1	2:53.962	1:21.346	35.790	24.772	32.054	222.2								
2	2:08.906	34.891	38.257	23.915	31.843	226.4								
3	2:03.339	34.724	34.141	22.997	31.477	223.6								
4	2:05.903	35.166	35.327	23.605	31.805	217.3								
5	2:01.031	33.904	33.625	22.584	30.918	225.9								
6	2:12.139 B	35.606	35.174	23.409	37.950	221.8								
7	6:42.389	5:07.758	40.183	23.542	30.906	225.9								
8	2:00.208	33.849	33.421	22.499	30.439	231.8								
9	2:14.417 B	36.126	37.939	23.056	37.296	225.0								
10	10:20.569	8:43.789	42.422	23.157	31.201	222.7								
11	1:59.948	33.707	33.424	22.483	30.334	231.3								
12	2:00.612	33.801	33.318	22.258	31.235	228.8								
13	2:00.953	33.591	33.736	22.894	30.732	224.5								
80 DAVID ALONSO COL														
ASPAR TEAM													GASGAS	
1	4:06.700	2:26.925	39.683	28.851	31.241	228.3								
2	2:08.421	34.268	34.032	23.085	37.036	196.4								
3	1:59.636	33.703	33.466	22.208	30.259	233.8								
4	1:59.679	33.714	33.252	22.345	30.368	232.3								
5	2:10.738 B	35.222	34.468	22.691	38.357	226.9								
6	6:20.505	4:53.100	34.223	22.540	30.642	227.8								
7	2:00.927	34.124	33.816	22.296	30.691	227.4								
8	2:00.563	34.064	33.650	22.333	30.516	228.3								
9	2:00.607	33.917	33.656	22.413	30.621	229.3								
10	2:10.655 B	34.803	34.470	23.065	38.317	221.3								
11	7:46.141	6:04.873	42.246	27.146	31.876	214.7								
12	1:59.044	33.570	33.331	22.222	29.921	236.3								
13	2:01.089	34.929	33.756	22.345	30.059	234.8								
14	2:01.335	33.427	33.674	22.746	31.488	218.6								
81 SENNA AGIUS AUS														
SIC58 SQUADRA CORSE													HONDA	
1	3:36.868	2:02.537	35.575	23.237	35.519	208.5								
2	2:02.091	34.542	33.926	22.760	30.863	226.4								
3	2:00.759	33.947	33.631	22.433	30.748	226.4								
4	2:00.403	33.718	33.600	22.435	30.650	226.9								
5	2:07.604	35.667	35.275	23.728	32.934	213.0								
6	2:08.134	34.908	35.435	23.641	34.150	186.9								
7	2:08.962 B	34.790	33.800	22.980	37.392	229.3								
8	8:16.422	6:47.608	34.615	23.047	31.152	223.1								
9	2:01.760	33.897	33.700	23.345	30.818	226.4								
10	2:00.570	33.838	33.569	22.426	30.737	226.9								
11	2:11.223 B	36.142	34.821	23.135	37.125	219.5								
12	6:10.210	4:28.104	40.210	24.162	37.734	184.9								
13	1:59.665	33.666	33.489	22.230	30.280	229.8								
14	2:01.032	33.545	33.420	22.689	31.378	230.8								
84 ZONTA VAN DEN GOORBERGH NLD														
TEAM SUPER B													HONDA	
1	4:06.086	2:30.558	38.554	25.727	31.247	228.8								
2	2:00.897	34.062	33.532	22.519	30.784	225.0								
3	2:02.074	34.045	33.974	22.890	31.165	220.0								
4	2:00.596	33.986	33.565	22.482	30.563	229.3								





Moto3

FIM CEV Repsol MotorLand Aragón

Qualifying Practice 1

Sector Analysis

— Invalidated Lap ■ Personal Best ■ Session Best B Crossing the pit lane

Lap	Time	Sector 1	Sector 2	Sector 3	Sector 4	T.Sp	Lap	Time	Sector 1	Sector 2	Sector 3	Sector 4	T.Sp
5	2:00.793	34.082	33.860	22.380	30.471	228.3	9	2:06.405 B	34.030	33.544	22.408	36.423	224.1
6	1:59.791	33.745	33.262	22.257	30.527	227.4	10	5:56.461	4:09.184	39.090	24.184	44.003	146.1
7	2:06.156 B	33.760	33.276	22.376	36.744	228.8	11	1:58.210	33.271	32.803	22.006	30.130	232.3
8	6:29.332	5:02.285	33.956	22.424	30.667	225.0	12	1:57.836	33.115	32.765	21.852	30.104	229.3
9	1:59.764	33.794	33.293	22.216	30.461	226.9	13	2:01.253	33.571	32.982	21.907	32.793	205.3
10	1:59.769	33.662	33.391	22.190	30.526	235.3	14	2:01.666	33.674	33.904	22.946	31.142	217.7
11	2:08.031	39.697	33.731	23.475	31.128	222.2							
12	2:11.220 B	34.104	35.848	23.334	37.934	220.0							
13	3:38.607	2:07.854	35.464	22.429	32.860	217.3							
14	1:59.737	33.738	33.368	22.469	30.162	233.8							
15	1:58.691	33.530	32.985	22.049	30.127	230.3							
16	2:12.329	45.848	33.427	22.429	30.625	227.8							

89 MARCOS URIARTE ESP						
LAGLISSE ACADEMY HUSQVARNA						
1	5:32.196	3:48.044	36.259	24.368	43.525	157.4
2	2:09.547	35.695	39.651	23.206	30.995	229.8
3	2:00.265	33.803	33.594	22.264	30.604	230.3
4	2:10.540 B	34.877	34.992	23.425	37.246	213.0
5	3:31.252	2:04.335	33.803	22.436	30.678	229.3
6	1:59.913	33.633	33.556	22.171	30.553	229.8
7	2:09.239 B	36.132	33.854	22.810	36.443	226.9
8	5:10.350	3:43.794	33.843	22.371	30.342	234.8
9	2:06.592 B	33.944	34.321	22.429	35.898	232.8
10	2:31.804 B	57.248	35.275	23.021	36.260	228.3
11	5:23.259	3:43.873	42.825	24.928	31.633	223.6
12	1:59.297	33.574	33.270	22.157	30.296	233.8
13	1:59.126	33.444	33.308	22.114	30.260	233.8
14	2:00.578	33.427	33.863	22.532	30.756	226.9

92 DIOGO MOREIRA BRA						
TEAM ESTRELLA GALICIA 0,0 HONDA						
1	4:05.980	2:25.641	44.228	24.396	31.715	226.4
2	2:08.719	34.017	33.629	26.100	34.973	196.4
3	1:59.610	33.664	33.210	22.362	30.374	230.3
4	1:59.339	33.479	33.165	22.064	30.631	224.5
5	2:10.470 B	37.570	34.256	22.318	36.326	226.9
6	4:43.924	3:16.921	33.797	22.417	30.789	223.6
7	1:59.940	33.659	33.326	22.162	30.793	222.2
8	2:09.353 B	34.579	34.475	22.962	37.337	215.6
9	7:02.012 B	5:22.776	40.422	22.437	36.377	225.9
10	4:22.950	2:44.179	35.444	24.355	38.972	159.3
11	2:00.037	33.535	33.160	22.824	30.518	224.1
12	1:59.135	33.388	33.159	22.032	30.556	224.5
13	2:03.132	33.894	33.139	21.953	34.146	226.9
14	2:08.601	42.447	33.514	22.046	30.594	225.9

95 JOSE ANTONIO RUEDA ESP						
TEAM ESTRELLA GALICIA 0,0 HONDA						
1	5:50.046 B	3:45.213	37.783	24.207	1:02.843	68.0
2	2:20.983	51.865	33.511	22.829	32.778	185.9
3	1:59.174	33.687	33.193	22.067	30.227	228.3
4	1:59.662	33.596	33.517	22.188	30.361	225.5
5	1:59.085	33.515	33.139	22.086	30.345	225.9
6	2:06.704 B	34.104	33.591	22.506	36.503	222.7
7	6:28.319	4:59.014	33.883	22.590	32.832	203.8
8	1:58.705	33.573	33.025	21.998	30.109	232.3

96 DANIEL HOLGADO ESP						
ASPAR TEAM GASGAS						
1	7:11.296	5:42.082	34.532	23.200	31.482	226.9
2	2:00.585	33.993	33.631	22.283	30.678	230.3
3	2:00.175	33.702	33.497	22.228	30.748	225.9
4	2:09.010	37.400	35.308	24.157	32.145	218.6
5	1:59.960	33.539	33.383	22.339	30.699	226.4
6	2:08.582 B	33.673	33.477	22.421	39.011	226.9
7	15:10.573	...	35.701	24.394	37.906	175.3
8	1:59.597	33.611	33.488	21.933	30.565	227.8
9	2:09.585	43.775	33.430	22.255	30.125	233.3
10	1:58.581	33.014	33.138	22.118	30.311	230.3
11	1:58.427	33.264	33.009	22.113	30.041	232.3

