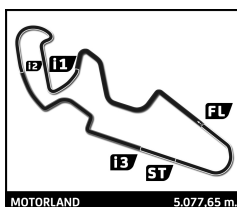




24 - 25 July

MOTORLAND ARAGÓN

FIM CEV REPSOL 2021



## Hawkers ETC

### FIM CEV Repsol MotorLand Aragón

### Gr A Qualifying Practice 2

## Classification

No	Rider	Nat	Team	Bike	Tires	Cl.	Time	Lap Total	Gap	Kph
1	10 ADRIÁN CRUCES	ESP	CUNA DE CAMPEONES	HONDA			2:02.515	17 17	-	149.2
2	22 DAVID ALMANSA	ESP	FINETWORK HAWKERS JUNIOR	HONDA			2:02.786	3 5	+0.271	148.9
3	51 BRIAN URIARTE	ESP	TEAM ESTRELLA GALICIA 0,0	HONDA			2:02.970	6 14	+0.455	148.6
4	85 XABI ZURUTUZA	ESP	CUNA DE CAMPEONES	HONDA			2:03.282	3 3	+0.767	148.3
5	27 RICO SALMELA	FIN	ESTRELLA GALICIA 0,0	HONDA			2:03.604	17 17	+1.089	147.9
6	95 MARCO MORELLI	ARG	TEAM ESTRELLA GALICIA 0,0	HONDA			2:03.753	15 15	+1.238	147.7
7	24 GUILLEM PLANQUES	FRA	LARRESPORT	HONDA			2:04.001	16 16	+1.486	147.4
8	5 OLEG MAXIMILIAN PAWELEC	POL	WOJCIK JUNIOR RACING TEAM	HONDA			2:04.012	5 15	+1.497	147.4
9	83 ALVARO CARPE	ESP	MT-FOUNDATION 77	HONDA			2:04.156	9 12	+1.641	147.2
10	26 PAU ALSINA	ESP	ARTBOX	HONDA			2:04.196	12 12	+1.681	147.2
11	66 PHILLIP TONN	DEU	LIQUI MOLY INTACT SIC RAC	HONDA			2:04.501	3 11	+1.986	146.8
12	89 DEMIS MIHAILA	ITA	TEAM HONDA LAGLISSE	HONDA			2:04.631	16 16	+2.116	146.7
13	13 HAKIM DANISH	MYS	LIQUI MOLY INTACT SIC	HONDA			2:04.700	3 13	+2.185	146.6
14	19 POL SOLÁ	ESP	ASPAR TEAM	HONDA			2:04.823	13 13	+2.308	146.4
15	25 GONZALO PÉREZ	ESP	FINETWORK HAWKERS JUNIOR	HONDA			2:04.870	13 13	+2.355	146.4
16	43 AMANUEL DAVID BRINTON	GBR	IGAX TEAM	HONDA			2:05.549	4 15	+3.034	145.6
17	71 HAMAD KHAMIS AL-SAHOUTI	QAT	LEOPARD IMPALA JUNIOR TEA	HONDA			2:05.604	13 13	+3.089	145.5
18	91 KOTARO UCHIUMI	JPN	FAU55 TEY RACING	HONDA			2:05.674	14 14	+3.159	145.4
19	70 KRISTIAN DANIEL JR	USA	AGR TEAM	HONDA			2:05.873	14 14	+3.358	145.2
20	20 OWEN VAN TRIGT	NLD	LARRESPORT	HONDA			2:06.706	16 16	+4.191	144.2
21	3 VASILIOS PANTELEAKIS	GRC	AC RACING	HONDA			2:06.955	11 12	+4.440	144.0
22	2 SPYRIDON MARIOS FOURTHI	GRC	FIFTY MOTORSPORT	HONDA			2:08.686	14 16	+6.171	142.0

Max. qual. time: 2:14.766

52 JEREMIASZ WOJCIECHOWSKPOL MOTORMANIA KIDZGP TEAM HONDA 35:09.215 2 2 8.7

**Fastest Lap:** Lap 17 ADRIÁN CRUCES 2:02.515 149.2 Kph

Track Status: **DRY**

Published at: .....

Race Director:

Timekeeper:

Alberto Estébanez

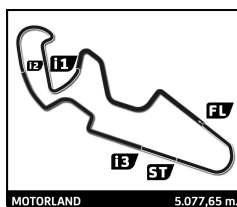




24 - 25 July

MOTORLAND ARAGÓN

FIM CEV REPSOL 2021



## Hawkers ETC

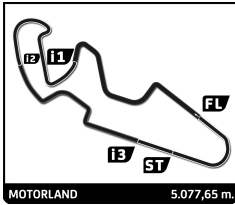
### FIM CEV Repsol MotorLand Aragón

### Gr A Qualifying Practice 2

### Best Sector Times

Sector 1			Sector 2			Sector 3			Sector 4			Ideal Lap		Best Lap		
Pos	No	Rider	Time	No	Rider	Time	No	Rider	Time	No	Rider	Time	Pos	No	Lap	Best Lap
1	10	A.CRUCES	34.416	10	A.CRUCES	33.911	10	A.CRUCES	22.148	22	D.ALMANSA	31.556	1	10	2:02.189	2:02.515 (1)
2	85	X.ZURUTUZA	34.431	51	B.URIARTE	33.963	95	M.MORELLI	22.479	25	G.PÉREZ	31.647	2	22	2:02.756	2:02.786 (2)
3	22	D.ALMANSA	34.520	22	D.ALMANSA	33.986	51	B.URIARTE	22.487	85	X.ZURUTUZA	31.693	3	85	2:02.819	2:03.282 (4)
4	51	B.URIARTE	34.576	85	X.ZURUTUZA	33.990	27	R.SALMELA	22.566	10	A.CRUCES	31.714	4	51	2:02.901	2:02.970 (3)
5	27	R.SALMELA	34.581	27	R.SALMELA	34.158	83	A.CARPE	22.618	71	H.AL-SAHOUTI	31.740	5	95	2:03.086	2:03.753 (6)
6	95	M.MORELLI	34.599	95	M.MORELLI	34.175	5	O.PAWELEC	22.627	66	P.TONN	31.815	6	27	2:03.129	2:03.604 (5)
7	24	G.PLANQUES	34.749	5	O.PAWELEC	34.208	26	P.ALSINA	22.685	26	P.ALSINA	31.819	7	26	2:03.650	2:04.196 (10)
8	83	A.CARPE	34.795	83	A.CARPE	34.276	22	D.ALMANSA	22.694	27	R.SALMELA	31.824	8	83	2:03.870	2:04.156 (9)
9	26	P.ALSINA	34.840	26	P.ALSINA	34.306	89	D.MIHAILA	22.704	95	M.MORELLI	31.833	9	5	2:03.873	2:04.012 (8)
10	25	G.PÉREZ	34.866	13	H.DANISH	34.316	85	X.ZURUTUZA	22.705	51	B.URIARTE	31.875	10	24	2:04.001	2:04.001 (7)
11	13	H.DANISH	34.904	89	D.MIHAILA	34.333	66	P.TONN	22.734	43	A.BRINTON	31.942	11	13	2:04.144	2:04.700 (13)
12	5	O.PAWELEC	34.982	24	G.PLANQUES	34.427	24	G.PLANQUES	22.791	70	K.DANIEL JR	31.947	12	25	2:04.144	2:04.870 (15)
13	19	P.SOLÁ	34.989	19	P.SOLÁ	34.550	19	P.SOLÁ	22.913	13	H.DANISH	31.956	13	66	2:04.204	2:04.501 (11)
14	71	H.AL-SAHOUTI	35.035	66	P.TONN	34.551	13	H.DANISH	22.968	91	K.UCHIUMI	31.970	14	89	2:04.256	2:04.631 (12)
15	89	D.MIHAILA	35.100	25	G.PÉREZ	34.583	43	A.BRINTON	23.022	24	G.PLANQUES	32.034	15	71	2:04.518	2:05.604 (17)
16	66	P.TONN	35.104	43	A.BRINTON	34.645	25	G.PÉREZ	23.048	5	O.PAWELEC	32.056	16	19	2:04.646	2:04.823 (14)
17	43	A.BRINTON	35.259	71	H.AL-SAHOUTI	34.694	71	H.AL-SAHOUTI	23.049	89	D.MIHAILA	32.119	17	43	2:04.868	2:05.549 (16)
18	91	K.UCHIUMI	35.341	70	K.DANIEL JR	34.873	20	O.VAN TRIGT	23.101	83	A.CARPE	32.181	18	91	2:05.321	2:05.674 (18)
19	70	K.DANIEL JR	35.523	91	K.UCHIUMI	34.877	70	K.DANIEL JR	23.107	19	P.SOLÁ	32.194	19	70	2:05.450	2:05.873 (19)
20	3	V.PANTELEAKIS	35.599	20	O.VAN TRIGT	35.037	91	K.UCHIUMI	23.133	3	V.PANTELEAKIS	32.517	20	3	2:06.297	2:06.955 (21)
21	20	O.VAN TRIGT	35.714	3	V.PANTELEAKIS	35.047	3	V.PANTELEAKIS	23.134	20	O.VAN TRIGT	32.668	21	20	2:06.520	2:06.706 (20)
22	2	S.FOURTHIOTIS	36.382	2	S.FOURTHIOTIS	35.628	2	S.FOURTHIOTIS	23.481	2	S.FOURTHIOTIS	32.866	22	2	2:08.357	2:08.686 (22)
23	52	J.WOJCIECHOWSKI	33:31.901	52	J.WOJCIECHOWSKI	38.067	52	J.WOJCIECHOWSKI	24.862	52	J.WOJCIECHOWSKI	33.674	23	52	35:08.504	35:09.215 (23)





## Hawkers ETC

### FIM CEV Repsol MotorLand Aragón

### Gr A Qualifying Practice 2

### Best Top Speed

No Rider	Team	Class	Top 1		Top 2		Top 3		Top 4		Top 5		Avg
			Kph	Lap	Kph	Lap	Kph	Lap	Kph	Lap	Kph	Lap	
43	AMANUEL DAVID BRINTONGAX TEAM		222.7	3	221.3	14	219.1	13	218.2	11	217.3	1	219,7
25	GONZALO PÉREZ	FINETWORK HAWKERS JUNIOR	221.8	9	218.6	13	216.9	12	214.3	10	213.9	7	217,1
71	HAMAD KHAMIS AL-SAHOJ	LEOPARD IMPALA JUNIOR TEA	220.0	3	219.1	11	218.2	9	213.4	2	213.0	12	216,7
13	HAKIM DANISH	LIQUI MOLY INTACT SIC	219.1	3	212.6	12	210.9	9	210.5	13	210.5	6	212,7
85	XABI ZURUTUZA	CUNA DE CAMPEONES	219.1	1	213.9	2	210.9	3					214,6
70	KRISTIAN DANIEL JR	AGR TEAM	218.6	13	216.4	12	215.6	3	215.1	14	214.7	11	216,1
66	PHILLIP TONN	LIQUI MOLY INTACT SIC RAC	217.7	3	208.9	4	208.5	1	207.7	10	207.3	2	210,0
91	KOTARO UCHIUMI	FAU55 TEY RACING	217.3	13	215.6	4	215.1	14	214.3	11	213.4	12	215,1
26	PAU ALSINA	ARTBOX	216.9	8	211.4	12	208.9	4	208.5	5	208.5	3	210,8
95	MARCO MORELLI	TEAM ESTRELLA GALICIA 0,0	216.4	8	213.4	13	213.0	10	211.8	14	211.8	5	213,3
24	GUILLEM PLANQUES	LARRESPORT	216.0	16	212.6	5	212.2	15	212.2	4	211.8	14	213,0
10	ADRIÁN CRUCES	CUNA DE CAMPEONES	215.6	8	212.6	14	212.6	1	210.9	17	210.9	13	212,5
22	DAVID ALMANSA	FINETWORK HAWKERS JUNIOR	213.9	1	213.0	3	213.0	4	211.8	5	209.7	2	212,3
5	OLEG MAXIMILIAN PAWEL	WOJCIK JUNIOR RACING TEAM	213.4	2	211.8	9	211.8	5	210.1	13	209.3	4	211,3
51	BRIAN URIARTE	TEAM ESTRELLA GALICIA 0,0	213.4	6	211.8	11	210.9	14	210.5	7	209.3	13	211,2
19	POL SOLÁ	ASPAR TEAM	213.0	3	212.6	5	212.2	12	211.8	1	211.4	13	212,2
89	DEMIS MIHAILA	TEAM HONDA LAGLISSE	213.0	14	213.0	4	211.8	9	210.9	16	210.9	3	211,9
20	OWEN VAN TRIGT	LARRESPORT	212.6	6	210.9	3	210.5	4	209.7	16	209.7	5	210,7
27	RICO SALMELA	ESTRELLA GALICIA 0,0	212.2	13	211.4	17	210.5	15	210.5	5	209.3	16	210,8
83	ALVARO CARPE	MT-FOUNDATION 77	210.1	9	209.7	1	208.9	10	208.5	12	208.1	4	209,1
2	SPYRIDON MARIOS	FOURFIFTY MOTORSPORT	208.5	14	205.3	3	204.5	11	203.4	9	203.4	2	205,0
3	VASILIOS PANTELEAKIS	AC RACING	207.7	4	207.3	2	205.3	5	203.4	6	203.0	9	205,3
52	JEREMIASZ WOJCIECHOW	MOTORMANIA KIDZGP TEAM	207.3	2	205.3	1							206,3



**Moto3** JUNIORS  
WORLD CHAMPIONSHIP

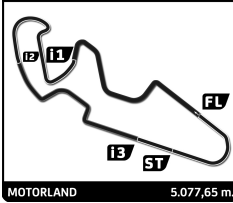
**Moto2**  
EUROPEAN CHAMPIONSHIP

HAWKERS EUROPEAN  
**Talent Cup**

24 - 25 July

MOTORLAND ARAGÓN

FIM CEV REPSOL 2021



## Hawkers ETC


### FIM CEV Repsol MotorLand Aragón

### Gr A Qualifying Practice 2

### Fastest Lap Sequence

Elapsed	No Rider	Team	Bike	Class	Time	Kph	Lap
4:12.119	19 POL SOLÁ	ASPAR TEAM	HONDA		2:05.553	145.6	2
4:16.638	24 GUILLEM PLANQUES	LARRESPORT	HONDA		2:05.505	145.6	2
4:45.297	10 ADRIÁN CRUCES	CUNA DE CAMPEONES	HONDA		2:04.561	146.7	2
6:49.383	10 ADRIÁN CRUCES	CUNA DE CAMPEONES	HONDA		2:04.086	147.3	3
8:52.867	10 ADRIÁN CRUCES	CUNA DE CAMPEONES	HONDA		2:03.484	148.0	4
17:46.772	10 ADRIÁN CRUCES	CUNA DE CAMPEONES	HONDA		2:02.838	148.8	8
37:37.547	22 DAVID ALMANSA	FINETWORK HAWKERS JUNIOR	HONDA		2:02.786	148.9	3
41:52.757	10 ADRIÁN CRUCES	CUNA DE CAMPEONES	HONDA		2:02.515	149.2	17





# Hawkers ETC

## FIM CEV Repsol MotorLand Aragón

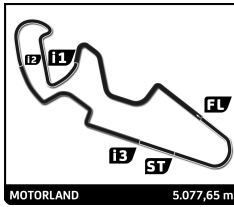
### Gr A Qualifying Practice 2

## Sector Analysis

— Invalidated Lap    ■ Personal Best    ■ Session Best    B Crossing the pit lane

Lap	Time	Sector 1	Sector 2	Sector 3	Sector 4	T.Spd	Lap	Time	Sector 1	Sector 2	Sector 3	Sector 4	T.Spd		
<b>2</b>	<b>SPYRIDON MARIOS FOURTHIOTIS</b>						GRC	3	2:04.086	34.954	34.392	22.454	32.286	210.9	
	FIFTY MOTORSPORT						HONDA	4	2:03.484	34.842	34.110	22.288	32.244	209.3	
1	2:15.496	39.678	36.692	24.036	35.090	191.5	5	2:11.539 <b>B</b>	35.425	34.446	22.795	38.873	209.7		
2	2:10.490	37.151	36.230	23.663	33.446	203.4	6	2:31.457	54.477	36.863	23.349	36.768	187.5		
3	2:09.803	37.291	35.855	<b>23.481</b>	33.176	205.3	7	2:08.071	34.631	37.059	22.851	33.530	190.5		
4	2:09.578	36.682	35.635	23.567	33.694	203.0	8	2:02.838	34.534	34.201	22.389	<b>31.714</b>	215.6		
5	2:09.677	36.511	35.991	23.848	33.327	203.0	9	2:09.986	35.051	35.063	27.664	32.208	209.7		
6	2:19.194 <b>B</b>	36.737	36.068	23.831	42.558	201.9	10	2:11.149 <b>B</b>	34.741	34.317	23.375	38.716	209.3		
7	8:49.320	7:14.016	36.444	24.031	34.829	194.2	11	6:54.610 <b>B</b>	5:18.700	34.536	22.480	38.894	205.7		
8	2:11.129	37.442	36.237	23.774	33.676	202.6	12	2:24.100	55.341	34.235	22.448	32.076	207.3		
9	2:09.699	36.745	35.872	23.651	33.431	203.4	13	2:03.479	34.888	34.261	22.352	31.978	210.9		
10	2:09.402	36.427	35.960	23.610	33.405	201.9	14	2:03.336	34.701	34.443	22.334	31.858	212.6		
11	2:09.472	36.664	35.865	23.881	33.062	204.5	15	2:05.235	<b>34.416</b>	33.984	22.947	33.888	202.2		
12	2:18.948 <b>B</b>	37.217	36.250	23.920	41.561	202.2	16	2:11.575	42.746	34.359	22.361	32.109	209.7		
13	2:31.714	57.334	36.422	24.245	33.713	200.4	17	<b>2:02.515</b>	34.541	<b>33.911</b>	<b>22.148</b>	31.915	210.9		
14	<b>2:08.686</b>	<b>36.382</b>	<b>35.628</b>	23.810	<b>32.866</b>	208.5									
15	2:12.015	39.515	35.746	23.536	33.218	202.6									
16	2:15.003	41.526	36.073	23.613	33.791	198.9									
<b>3</b>	<b>VASILIOS PANTELEAKIS</b>						GRC	<b>13</b>	<b>HAKIM DANISH</b>						MYS
	AC RACING						HONDA		LIQUI MOLY INTACT SIC						HONDA
1	2:55.802 <b>B</b>	1:10.898	36.944	24.060	43.900	198.2	1	2:41.029	1:03.684	35.251	28.634	33.460	201.1		
2	3:55.215	2:21.497	37.003	23.679	33.036	207.3	2	2:05.811	35.433	34.714	23.171	32.493	206.9		
3	2:07.055	35.848	35.135	23.200	32.872	202.6	3	<b>2:04.700</b>	35.065	34.493	23.186	<b>31.956</b>	219.1		
4	2:14.563 <b>B</b>	36.046	35.438	23.536	39.543	207.7	4	<b>2:12.405</b>	36.304	34.449	28.555	33.097	208.1		
5	8:41.782	7:09.580	36.003	23.457	32.742	205.3	5	2:11.524 <b>B</b>	34.976	34.587	24.071	37.890	209.7		
6	2:15.336 <b>B</b>	36.368	35.633	24.042	39.293	203.4	6	2:26.514	55.161	35.562	23.173	32.618	210.5		
7	8:59.103	7:26.376	36.103	23.911	32.713	199.6	7	2:05.652	<b>34.904</b>	35.021	23.074	32.653	208.5		
8	2:07.333	35.913	<b>35.047</b>	23.682	32.691	202.2	8	2:04.989	35.034	34.486	23.150	32.319	209.3		
9	2:07.489	35.945	35.272	23.293	32.979	203.0	9	2:04.705	35.043	34.500	<b>22.968</b>	32.194	210.9		
10	2:07.250	36.025	35.300	23.196	32.729	201.1	10	2:19.203 <b>B</b>	35.082	<b>34.316</b>	31.392	38.413	208.5		
11	<b>2:06.955</b>	35.814	35.158	<b>23.134</b>	32.849	202.2	11	11:02.019	9:21.180	37.549	27.090	36.200	188.2		
12	2:07.125	<b>35.599</b>	35.286	23.723	<b>32.517</b>	202.6	12	2:10.643	36.243	37.123	23.717	33.560	212.6		
							13	2:08.626	38.433	34.584	23.186	32.423	210.5		
<b>5</b>	<b>OLEG MAXIMILIAN PAWELEC</b>						POL	<b>19</b>	<b>POL SOLÁ</b>						ESP
	WOJCIK JUNIOR RACING TEAM						HONDA		ASPAR TEAM						HONDA
1	2:26.078	52.977	36.195	23.730	33.176	203.4	1	2:06.566	34.427	36.255	23.264	32.620	211.8		
2	2:18.398 <b>B</b>	35.668	39.319	24.686	38.725	213.4	2	2:05.553	35.193	34.742	23.037	32.581	209.3		
3	2:30.927	54.555	39.117	23.684	33.571	203.0	3	2:05.120	35.147	34.866	<b>22.913</b>	<b>32.194</b>	213.0		
4	2:05.280	35.249	34.571	23.053	32.407	209.3	4	2:05.586	35.411	34.752	22.977	32.446	211.4		
5	<b>2:04.012</b>	34.990	<b>34.208</b>	22.758	<b>32.056</b>	211.8	5	2:09.934	36.970	36.967	23.663	32.334	212.6		
6	2:09.932	35.019	37.442	23.012	34.459	194.6	6	2:05.887	35.294	34.739	23.314	32.540	210.5		
7	2:10.445	35.374	34.779	27.756	32.536	208.1	7	2:16.892 <b>B</b>	36.408	36.356	23.603	40.525	207.7		
8	2:05.130	35.140	34.339	22.903	32.748	206.1	8	16:09.634	...	37.770	24.200	34.121	196.7		
9	2:16.278 <b>B</b>	40.032	35.088	23.532	37.626	211.8	9	2:12.979	36.323	37.571	24.118	34.967	198.5		
10	11:00.253	9:22.349	41.367	23.627	32.910	204.2	10	2:11.649	35.458	38.474	24.217	33.500	202.2		
11	2:12.425	35.500	41.183	23.291	32.451	208.9	11	2:08.270	35.225	35.436	23.607	34.002	192.9		
12	2:14.263	36.094	40.570	24.188	33.411	201.5	12	2:14.800	44.311	35.168	23.123	32.198	212.2		
13	2:08.400	35.263	34.466	26.316	32.355	210.1	13	<b>2:04.823</b>	<b>34.989</b>	<b>34.550</b>	22.958	32.326	211.4		
14	2:12.968	42.332	35.214	22.821	32.601	207.3									
15	2:04.547	<b>34.982</b>	34.416	<b>22.627</b>	32.522	207.7									
<b>10</b>	<b>ADRIÁN CRUCES</b>						ESP	<b>20</b>	<b>OWEN VAN TRIGT</b>						NLD
	CUNA DE CAMPEONES						HONDA		LARRESPORT						HONDA
1	2:40.736	1:10.925	34.712	23.096	32.003	212.6	1	2:18.252	45.549	36.051	23.818	32.834	209.3		
2	2:04.561	34.645	34.957	22.653	32.306	206.9	2	2:08.359	35.771	35.178	23.737	33.673	203.8		
							3	2:07.910	36.377	35.528	23.337	<b>32.668</b>	210.9		
							4	2:07.277	36.007	35.165	23.350	32.755	210.5		
							5	2:21.486 <b>B</b>	36.480	41.028	24.533	39.445	209.7		
							6	6:50.146	5:14.978	38.804	23.692	32.672	212.6		
							7	<b>2:07.771</b>	36.031	35.485	23.375	32.880	208.9		





# Hawkers ETC

## FIM CEV Repsol MotorLand Aragón

### Gr A Qualifying Practice 2

## Sector Analysis

— Invalidated Lap   ■ Personal Best   ■ Session Best   B Crossing the pit lane

Lap	Time	Sector 1	Sector 2	Sector 3	Sector 4	T.Spd	Lap	Time	Sector 1	Sector 2	Sector 3	Sector 4	T.Spd
8	2:08.140	36.256	35.511	23.565	32.808	206.5	3	2:05.666	35.383	34.843	22.927	32.513	208.5
9	2:08.064	35.868	35.816	23.541	32.839	207.7	4	2:05.408	35.442	34.667	22.860	32.439	208.9
10	2:21.200	36.940	37.867	24.752	41.641	197.1	5	2:04.621	35.135	34.409	22.755	32.322	208.5
11	4:16.294	2:40.599	38.369	24.330	32.996	205.3	6	2:10.519	35.013	34.631	22.850	38.025	196.4
12	2:07.986	36.110	35.767	23.365	32.744	209.3	7	6:50.806	5:08.791	41.798	23.818	36.399	173.4
13	2:08.095	36.157	35.519	23.276	33.143	207.3	8	2:08.083	38.696	34.737	22.831	31.819	216.9
14	2:07.330	35.998	35.176	23.339	32.817	208.9	9	2:09.534	35.080	37.091	23.964	33.399	201.9
15	2:07.140	35.792	35.291	23.272	32.785	208.9	10	2:08.349	35.390	34.306	24.955	33.698	191.2
16	2:06.706	35.714	35.037	23.101	32.854	209.7	11	2:15.456	43.762	34.470	22.713	34.511	172.8
							12	2:04.196	34.840	34.382	22.685	32.289	211.4

22 DAVID ALMANSA ESP						
FINETWORK HAWKERS JUNIOR HONDA						
1	2:33.260	1:03.350	34.862	22.860	32.188	213.9
2	33:01.501	...	36.736	22.878	32.127	209.7
3	2:02.786	34.520	33.986	22.694	31.586	213.0
4	2:03.489	34.832	34.099	23.002	31.556	213.0
5	2:03.146	34.532	34.066	22.697	31.851	211.8

24 GUILLEM PLANQUES FRA						
LARRESPORT HONDA						
1	2:11.133	40.226	35.217	23.187	32.503	210.5
2	2:05.505	35.209	34.832	22.981	32.483	209.3
3	2:04.674	34.940	34.696	22.835	32.203	211.8
4	2:05.067	35.134	34.739	22.804	32.390	212.2
5	2:05.012	35.136	34.646	22.965	32.265	212.6
6	2:11.514	40.345	35.196	23.182	32.791	210.1
7	2:10.885	35.224	34.601	22.793	38.267	207.3
8	7:08.724	5:27.509	42.951	25.503	32.761	210.5
9	2:08.420	35.396	35.411	24.745	32.868	207.7
10	2:05.557	35.239	34.882	22.994	32.442	209.7
11	2:20.161	35.244	42.437	28.429	34.051	194.2
12	2:06.043	35.330	34.920	23.111	32.682	206.9
13	2:16.385	38.195	36.058	23.906	38.226	200.7
14	4:35.551	2:54.738	44.304	24.098	32.411	211.8
15	2:06.704	35.102	35.677	23.788	32.137	212.2
16	2:04.001	34.749	34.427	22.791	32.034	216.0

25 GONZALO PÉREZ ESP						
FINETWORK HAWKERS JUNIOR HONDA						
1	2:33.680	1:03.384	35.275	23.048	31.973	213.9
2	2:12.124	34.866	34.619	25.486	37.153	209.3
3	2:33.185	53.699	36.132	24.238	39.116	208.5
4	8:19.775	6:32.332	45.330	26.590	35.523	181.2
5	2:07.796	36.981	34.786	24.097	31.932	213.4
6	2:07.462	35.795	34.842	23.822	33.003	202.6
7	2:13.802	35.210	36.824	23.943	37.825	213.9
8	9:03.210	7:22.616	41.428	24.091	35.075	175.3
9	2:09.361	39.290	34.785	23.596	31.690	221.8
10	2:07.973	36.085	35.378	23.947	32.563	214.3
11	2:05.454	35.018	34.716	23.322	32.398	209.7
12	2:08.547	38.266	35.366	23.268	31.647	216.9
13	2:04.870	35.218	34.583	23.089	31.980	218.6

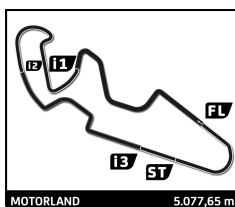
26 PAU ALSINA ESP						
ARTBOX HONDA						
1	6:55.984	5:03.253	41.783	25.797	45.151	168.5
2	8:59.162	7:27.846	35.339	23.241	32.736	205.3

27 RICO SALMELA FIN						
ESTRELLA GALICIA 0,0 HONDA						
1	2:32.074	1:01.064	35.543	23.066	32.401	203.8
2	2:11.751	35.189	34.566	23.774	38.222	206.1
3	2:31.437	54.608	39.311	23.831	33.687	202.2
4	2:04.985	35.196	34.578	22.899	32.312	207.3
5	2:04.412	35.007	34.343	22.850	32.212	210.5
6	2:11.135	34.827	37.359	23.189	35.760	189.5
7	2:04.750	34.581	34.495	23.381	32.293	206.9
8	2:05.993	34.774	34.841	24.080	32.298	207.3
9	2:08.714	35.848	35.277	24.380	33.209	199.3
10	2:11.965	35.324	35.003	23.424	38.214	207.3
11	6:52.394	5:19.994	35.079	23.541	33.780	198.5
12	2:15.154	37.364	39.348	23.382	35.060	184.3
13	2:04.044	34.816	34.533	22.871	31.824	212.2
14	2:14.292	35.602	40.944	24.495	33.251	203.4
15	2:07.004	34.969	36.542	23.470	32.023	210.5
16	2:08.567	38.782	34.513	22.945	32.327	209.3
17	2:03.604	34.762	34.158	22.566	32.118	211.4

43 AMANUEL DAVID BRINTON GBR						
IGAX TEAM HONDA						
1	2:32.648	1:02.001	35.343	23.063	32.241	217.3
2	2:11.965	35.562	34.931	28.002	33.470	207.7
3	2:06.153	35.998	34.839	23.326	31.990	222.7
4	2:05.549	35.435	34.722	23.155	32.237	214.3
5	2:22.516	35.611	39.876	25.147	41.882	210.5
6	6:27.883	4:51.375	39.904	23.980	32.624	204.9
7	2:07.225	35.913	35.267	23.610	32.435	210.1
8	2:14.277	35.570	36.023	23.949	38.735	216.9
9	6:51.109	5:13.693	39.577	23.451	34.388	191.2
10	2:11.940	36.552	35.788	23.703	35.897	179.7
11	2:10.011	39.670	35.140	23.165	32.036	218.2
12	2:07.972	35.654	35.396	24.243	32.679	211.4
13	2:06.378	35.288	34.752	24.349	31.989	219.1
14	2:06.108	35.618	34.645	23.903	31.942	221.3
15	2:05.721	35.259	34.871	23.022	32.569	209.3

51 BRIAN URIARTE ESP						
TEAM ESTRELLA GALICIA 0,0 HONDA						
1	2:31.915	1:01.675	34.838	22.950	32.452	206.9
2	2:11.432	34.973	34.569	23.730	38.160	208.1
3	3:00.624	1:17.166	41.145	23.275	39.038	192.9
4	5:52.261	4:14.891	38.989	23.256	35.125	194.2
5	2:08.329	35.508	37.178	23.062	32.581	203.4
6	2:02.970	34.576	34.032	22.487	31.875	213.4





# Hawkers ETC

## FIM CEV Repsol MotorLand Aragón

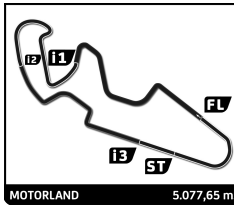
### Gr A Qualifying Practice 2

## Sector Analysis

— Invalidated Lap    ■ Personal Best    ■ Session Best    B Crossing the pit lane

Lap	Time	Sector 1	Sector 2	Sector 3	Sector 4	T.Sp	Lap	Time	Sector 1	Sector 2	Sector 3	Sector 4	T.Sp
7	2:06.130	34.677	34.896	24.241	32.316	210.5	11	2:10.420	35.104	35.200	24.303	35.813	219.1
8	2:16.923B	41.453	34.549	23.077	37.844	196.4	12	2:07.319	37.049	34.978	23.049	32.243	213.0
9	7:00.030B	5:17.278	35.118	23.422	44.212	180.0	13	2:05.604	35.332	34.745	23.132	32.395	211.4
10	2:22.682	53.063	34.629	22.863	32.127	206.5	<b>83</b> ALVARO CARPE ESP MT-FOUNDATION 77 HONDA						
11	2:03.554	34.884	34.144	22.624	31.902	211.8	1	2:32.000	1:02.231	34.814	22.766	32.189	209.7
12	2:03.615	34.752	34.064	22.494	32.305	208.5	2	2:13.193B	35.058	34.435	26.749	36.951	207.3
13	2:22.378	42.851	35.040	32.199	32.288	209.3	3	2:59.060B	1:15.399	41.219	23.309	39.133	192.9
14	2:03.647	34.789	33.963	22.663	32.232	210.9	4	4:16.113	2:45.374	34.894	23.134	32.711	208.1
<b>52</b> JEREMIASZ WOJCIECHOWSKI POL MOTORMANIA KIDZGP TEAM HONDA							5	2:04.830	34.938	34.499	22.797	32.596	206.5
1	2:27.500	49.821	39.143	24.862	33.674	205.3	6	2:10.108B	34.857	34.501	22.841	37.909	205.3
2	35:09.215	...	38.067	25.469	33.778	207.3	7	12:55.105B	...	36.057	23.230	43.810	165.6
<b>66</b> PHILLIP TONN DEU LIQUI MOLY INTACT SIC RAC HONDA							8	2:19.393	49.530	34.672	22.821	32.370	206.5
1	2:40.116	54.233	45.094	27.803	32.986	208.5	9	2:04.156	34.795	34.442	22.651	32.268	210.1
2	2:05.772	35.574	34.666	23.064	32.468	207.3	10	2:06.859	36.833	35.227	22.618	32.181	208.9
3	2:04.501	35.156	34.551	22.979	31.815	217.7	11	2:20.963	42.638	35.108	30.686	32.531	207.7
4	2:05.209	35.104	34.598	22.734	32.773	208.9	12	2:04.646	35.035	34.276	22.750	32.585	208.5
5	2:22.981B	39.211	37.559	25.027	41.184	194.9	<b>85</b> XABI ZURUTUZA ESP CUNA DE CAMPEONES HONDA						
6	19:47.049	...	37.760	23.623	33.026	200.0	1	37:37.318	...	34.277	22.808	31.693	219.1
7	2:13.535	35.971	41.181	23.574	32.809	206.1	2	2:03.476	34.808	33.990	22.831	31.847	213.9
8	2:09.836	35.396	36.527	23.566	34.347	197.8	3	2:03.282	34.431	34.033	22.705	32.113	210.9
9	2:08.775	36.906	35.264	23.868	32.737	204.9	<b>89</b> DEMIS MIHAILA ITA TEAM HONDA LAGLISSE HONDA						
10	2:18.579	46.189	36.027	23.645	32.718	207.7	1	2:25.539	52.402	36.529	23.550	33.058	206.1
11	2:07.199	35.401	35.251	23.500	33.047	205.7	2	2:11.852	35.707	36.657	26.430	33.058	204.5
<b>70</b> KRISTIAN DANIEL JR USA AGR TEAM HONDA							3	2:12.596	38.192	38.584	23.402	32.418	210.9
1	2:39.581	1:04.663	35.630	26.004	33.284	210.5	4	2:05.549	35.703	34.665	22.704	32.477	213.0
2	2:07.978	36.649	35.507	23.314	32.508	211.8	5	2:15.876B	36.271	37.148	23.589	38.868	206.5
3	2:06.422	35.663	35.146	23.264	32.349	215.6	6	2:29.596	57.645	35.454	23.543	32.954	207.3
4	2:13.310B	35.538	34.949	23.691	39.132	211.4	7	2:07.252	35.638	35.289	23.389	32.936	208.5
5	10:43.656	9:11.029	35.795	23.514	33.318	213.0	8	2:05.620	35.295	34.830	23.124	32.371	210.5
6	2:09.521	37.511	35.790	23.428	32.792	210.5	9	2:07.367	35.783	35.413	23.491	32.680	211.8
7	2:09.331	36.132	36.865	23.670	32.664	210.1	10	2:07.869	35.448	34.726	24.795	32.900	206.1
8	2:15.707B	38.428	35.491	23.622	38.166	210.9	11	2:15.336B	35.827	36.174	24.044	39.291	203.4
9	4:39.960	2:59.875	41.818	24.223	34.044	194.2	12	8:53.974	7:12.183	37.657	26.987	37.147	188.8
10	2:12.994	36.562	37.125	24.223	35.084	189.5	13	2:08.621	35.718	35.693	24.180	33.030	207.7
11	2:09.026	35.784	36.986	23.788	32.468	214.7	14	2:07.748	36.129	35.442	23.823	32.354	213.0
12	2:07.835	35.642	35.885	24.252	32.056	216.4	15	2:05.490	35.100	34.868	22.901	32.621	207.3
13	2:06.301	35.523	35.000	23.831	31.947	218.6	16	2:04.631	35.382	34.333	22.797	32.119	210.9
14	2:05.873	35.529	34.873	23.107	32.364	215.1	<b>91</b> KOTARO UCHIUMI JPN FAU55 TEY RACING HONDA						
<b>71</b> HAMAD KHAMIS AL-SAHOUTI QAT LEOPARD IMPALA JUNIOR TEA HONDA							1	2:25.844	49.991	39.324	23.878	32.651	206.9
1	2:26.647	54.582	36.306	23.413	32.346	213.0	2	2:11.599	35.635	36.122	27.085	32.757	208.1
2	2:11.157	35.571	35.743	27.482	32.361	213.4	3	2:13.013	35.878	41.673	23.286	32.176	213.0
3	2:13.348	37.322	40.535	23.751	31.740	220.0	4	2:05.937	35.532	34.877	23.347	32.181	215.6
4	2:11.415	35.225	35.052	28.564	32.574	212.6	5	2:09.274	35.664	36.999	23.765	32.846	206.1
5	2:06.881	35.200	34.788	24.577	32.316	213.0	6	2:25.183	46.639	42.516	23.482	32.546	209.7
6	2:11.272B	35.305	34.694	23.520	37.753	210.5	7	2:06.911	35.389	35.514	23.336	32.672	205.3
7	15:39.256	...	35.189	23.585	33.079	207.7	8	2:14.746B	36.826	35.656	24.142	38.122	207.7
8	2:09.962	36.335	35.565	23.675	34.387	193.9	9	13:12.749	...	38.191	24.139	34.060	196.0
9	2:10.460	35.035	39.780	23.506	32.139	218.2	10	2:13.969	36.501	41.266	23.454	32.748	208.5
10	2:08.440	35.514	36.227	23.862	32.837	210.9	11	2:08.418	35.755	36.426	23.712	32.525	214.3





## Hawkers ETC

### FIM CEV Repsol MotorLand Aragón

### Gr A Qualifying Practice 2

## Sector Analysis

— Invalidated Lap

■ Personal Best

■ Session Best

B Crossing the pit lane

Lap	Time	Sector 1	Sector 2	Sector 3	Sector 4	T.Spd	Lap	Time	Sector 1	Sector 2	Sector 3	Sector 4	T.Spd
12	2:07.750	35.645	35.492	24.273	32.340	213.4							
13	2:06.523	36.391	35.029	<b>23.133</b>	<b>31.970</b>	217.3							
14	<b>2:05.674</b>	<b>35.341</b>	34.900	23.232	32.201	215.1							

95 MARCO MORELLI		ARG					
TEAM ESTRELLA GALICIA 0,0		HONDA					
1	2:23.012	52.377	35.246	22.847	32.542	207.7	
2	2:22.056 B	34.965	41.670	25.414	40.007	207.3	
3	2:28.750	54.279	36.230	24.824	33.417	209.3	
4	2:08.719	35.025	34.303	27.044	32.347	208.9	
5	2:03.825	34.785	34.244	22.671	32.125	211.8	
6	2:03.802	<b>34.599</b>	<b>34.175</b>	22.729	32.299	209.3	
7	2:13.503	34.867	41.626	23.493	33.517	192.2	
8	2:04.197	35.151	34.333	22.880	<b>31.833</b>	216.4	
9	2:10.097	35.098	36.249	26.600	32.150	211.4	
10	2:10.671 B	34.642	34.183	23.567	38.279	213.0	
11	6:50.818	5:13.083	39.702	23.736	34.297	189.8	
12	2:18.131 B	36.147	35.965	23.689	42.330	179.4	
13	6:23.018	4:53.761	34.596	22.668	31.993	213.4	
14	2:14.267	40.693	34.422	26.907	32.245	211.8	
15	<b>2:03.753</b>	34.761	34.224	<b>22.479</b>	32.289	209.7	

